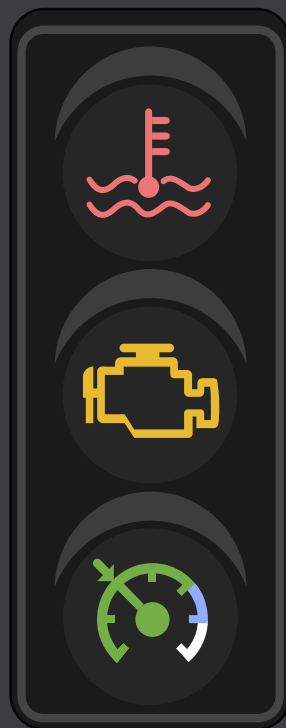


# Dashboard Warning Lights

Dashboard warning lights are a series of coloured symbols that illuminate to provide information, and to warn when there may be an issue with your vehicle. Warning lights typically follow a traffic light colour system.

Here is some information on what each type of warning light means and advice regarding what action you should take if a warning light appears. It's normal for some of these lights to briefly appear when you start your engine. However, if they remain on while you're driving, you should seek advice and assistance.

For more information specific to your vehicle please refer to your vehicle instruction manual or contact the manufacturer.




## What are the different types of warning lights?

**Red: WARNING.** Stop in a place of relative safety and seek advice and assistance. Do not stop in a live lane unless absolutely necessary.

**Amber: ADVISORY.** Maintenance may be required. You do not need to stop immediately but you should check your vehicle or take your vehicle to a garage to get the fault checked as soon as it is safe to do so.

**Green / White / Blue: INFORMATION.** These lights are usually green but can vary depending on the vehicle manufacturer. They are for general information about the status of your vehicle. You do not need to stop.



# Red Warning Lights

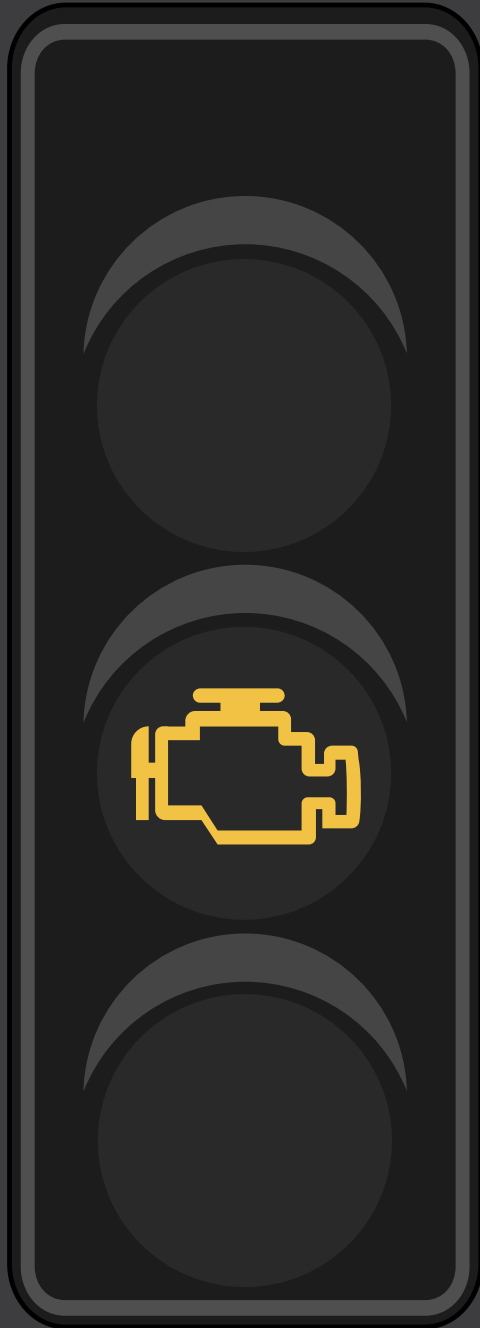
Red dashboard lights indicate a potentially serious vehicle fault. Do not start a journey with a Red warning light displayed.

If a Red warning light appears on the dashboard while driving, do not stop in a live lane unless absolutely necessary. If the vehicle can be safely driven, exit at the next junction or service area to seek advice and assistance.

If you cannot leave the carriageway, you should:

- move into the left lane
- pull into an emergency area, layby or onto a hard shoulder

For further information on motorway safety and breakdown advice, please visit [National Highways Driving on Motorways webpage](#).



# Amber Warning Lights

Amber dashboard lights are advisory and suggest that maintenance may be required. You should not start your journey if your vehicle is displaying an Amber warning light.

If an Amber dashboard light appears while driving, do not stop in a live lane unless absolutely necessary. If your vehicle can be safely driven, exit at the next junction or service area to seek advice and assistance.

If you cannot leave the carriageway, you should:

- move into the left lane.
- pull into an emergency area, layby or onto a hard shoulder

For further information on motorway safety and breakdown advice, please visit [National Highways Driving on Motorways webpage](#).



## Green / Blue / White Warning Lights

Green / White / Blue dashboard lights (depending on the vehicle manufacturer) are for information only. You should be sure to understand what the light means before you start your journey.

If a Green / White / Blue light appears while driving, you do not need to stop. You should check what the light means during your next planned stop.

# For more information

[Driving on Motorways](#)

[How to check your vehicle](#)