Lower Thames Crossing

6.3 Environmental Statement Appendices Appendix 10.9 – Generic Quantitative Risk Assessment Report for the Phase 2 Investigation (1 of 3)

APFP Regulation 5(2)(a)

Infrastructure Planning (Applications: Prescribed Forms and Procedure) Regulations 2009

Volume 6

DATE: October 2022

Planning Inspectorate Scheme Ref: TR010032 Application Document Ref: TR010032/APP/6.3

VERSION: 1.0

Lower Thames Crossing

6.3 Environmental Statement Appendices
Appendix 10.9 – Generic Quantitative Risk Assessment Report for the Phase 2 Investigation

List of contents

Page number

1 Generic Quantitative Risk Assessment Report for the Phase 2 Investigation (Annex A–D) 1

1.1 Purpose of document 1

1.2 Project background 1

1.3 Land contamination risk management process 4

1.4 Structure of report 4

References 5

Glossary 6

Acronyms 11

Annexes 16

Annex A GQRA Report for Package A 17

Annex B GQRA Report for Package B 1153

Annex C GQRA Report for Package C 2543

Annex D GQRA Report for Package D 2820

Uncontrolled when printed – Copyright © - 2022
National Highways Limited – all rights reserved

List of plates

Page number

Plate 1.1 Lower Thames Crossing route.....3

Uncontrolled when printed – Copyright © - 2022
National Highways Limited – all rights reserved

1 Generic Quantitative Risk Assessment Report for the Phase 2 Investigation (Annex A–D)

1.1 Purpose of document

1.1.1 This report presents a Generic Quantitative Risk Assessment (GQRA) which has been carried out for the Phase 2 ground investigation.

1.1.2 The GQRA has been undertaken using geo-environmental data collected across the A122 Lower Thames Crossing route, generally over the period of July 2019 to October 2020 as part of the Phase 2 ground investigation. The assessment has been carried out in line with the Land Contamination Risk: Management (LCRM) process (Environment Agency, 2021).

1.2 Project background

Project description

1.2.1 The A122 Lower Thames Crossing (the Project) would provide a connection between the A2 and M2 in Kent and the M25 south of junction 29, crossing under the River Thames through a tunnel. The Project route is presented in Plate 1.1.

1.2.2 The A122 would be approximately 23km long, 4.25km of which would be in tunnel. On the south side of the River Thames, the Project route would link the tunnel to the A2 and M2. On the north side, it would link to the A13, M25 junction 29 and the M25 south of junction 29. The tunnel portals would be located to the east of the village of Chalk on the south of the River Thames and to the west of East Tilbury on the north side.

1.2.3 Junctions are proposed at the following locations:

a. New junction with the A2 to the south-east of Gravesend

b. Modified junction with the A13/A1089 in Thurrock

c. New junction with the M25 between junctions 29 and 30

1.2.4 To align with National Policy Statement for National Networks (Department for Transport, 2014) policy and to help the Project meet the Scheme Objectives, it is proposed that road user charges would be levied in line with the Dartford Crossing. Vehicles would be charged for using the new tunnel.

1.2.5 The Project route would be three lanes in both directions, except for:

a. link roads

b. stretches of the carriageway through junctions

c. the southbound carriageway from the M25 to the junction with the A13/A1089, which would be two lanes

Uncontrolled when printed – Copyright © - 2022
National Highways Limited – all rights reserved

1.2.6 In common with most A-roads, the A122 would operate with no hard shoulder but would feature a 1m hard strip on either side of the carriageway. It would also feature technology including stopped vehicle and incident detection, lane control, variable speed limits and electronic signage and signalling. The A122 design outside the tunnel would include emergency areas. The tunnel would include a range of enhanced systems and response measures instead of emergency areas.

1.2.7 The A122 would be classified as an ‘all-purpose trunk road’ with green signs. For safety reasons, walkers, cyclists, horse riders and slow-moving vehicles would be prohibited from using it.

1.2.8 The Project would include adjustment to a number of local roads. There would also be changes to a number of Public Rights of Way, used by walkers, cyclists and horse riders. Construction of the Project would also require the installation and diversion of a number of utilities, including gas pipelines, overhead electricity powerlines and underground electricity cables, as well as water supplies and telecommunications assets and associated infrastructure.

1.2.9 The Project has been developed to avoid or minimise significant effects on the environment. The measures adopted include landscaping, noise mitigation, green bridges, floodplain compensation, new areas of ecological habitat and two new parks.

Uncontrolled when printed – Copyright © - 2022
National Highways Limited – all rights reserved

Plate 1.1 Lower Thames Crossing route

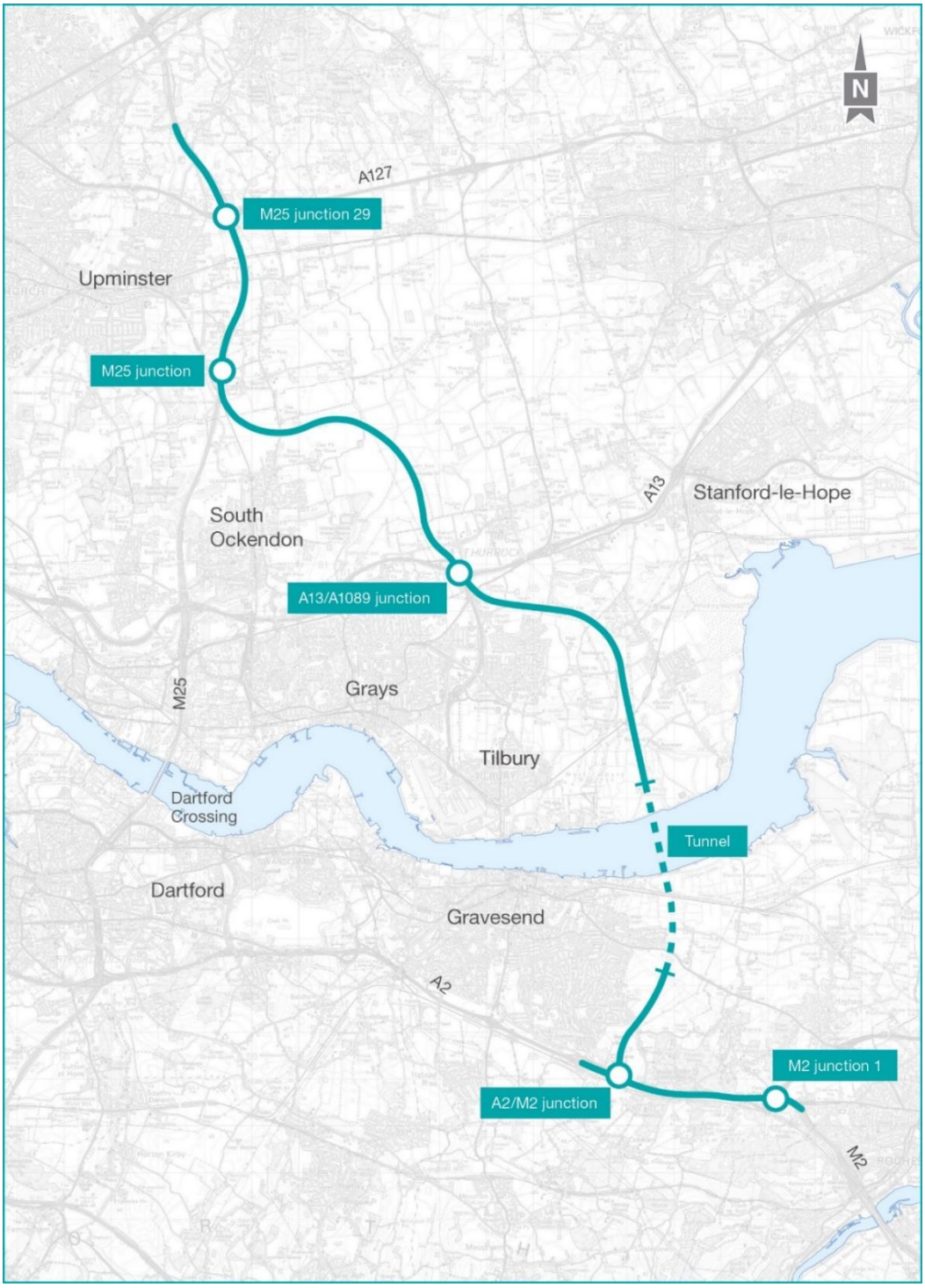

Uncontrolled when printed – Copyright © - 2022
National Highways Limited – all rights reserved

Phase 2 Ground Investigation

1.2.10 Phase 2 of the ground investigation was carried out between July 2019 and October 2020 and included investigations along the whole Project route with a particular focus on the alignment of the road. Phase 2 also included further investigation works (building upon investigation carried out in Phase 1 – see Appendix 10.8: Generic Quantitative Risk Assessment for the Phase 1 Investigation, Application Document 6.3) in the South and North Portal areas. Long term monitoring (ground gas and groundwater) was also undertaken as part of the Phase 2 works between January 2020 and February 2021.

1.2.11 The Phase 2 ground investigation works were split into four packages, with each package reported in Annex A to Annex D:

a. **Package A** covers the area of the route south of the River Thames. This includes the A2/M2/Lower Thames Crossing junction, South Portal and land north of the South Portal to the River Thames.

b. **Package B** covers the area of the route immediately to the north of the River Thames, around the North Portal and north to the Tilbury and Southend Railway line.

c. **Package C** covers the area of the route from Tilbury and Southend Railway in East Tilbury, northwards to the A13 junction in Orsett Heath.

d. **Package D** covers the area of the route from the A13 junction in Orsett Heath to the M25, north of junction 29 in Great Warley.

1.2.12 The Package areas are presented in Figure A of each of the GQRA Reports in Annex A to Annex D.

1.3 Land contamination risk management process

1.3.1 The GQRA has been undertaken in line with the LCRM guidance provided by the Environment Agency (Environment Agency, 2021). The LCRM process has been explained in detail in Section 2.3 of each GQRA Reports (Annex A to Annex D).

1.4 Structure of report

1.4.1 As the Phase 2 ground investigation was undertaken in four different package areas over different periods of time, a separate GQRA has been undertaken for each package.

1.4.2 The GQRA is presented as four separate reports which are provided in Annex A to Annex D as follows:

a. Annex A: Generic Quantitative Risk Assessment Report for Package A

b. Annex B: Generic Quantitative Risk Assessment Report for Package B

c. Annex C: Generic Quantitative Risk Assessment Report for Package C

d. Annex D: Generic Quantitative Risk Assessment Report for Package D

Uncontrolled when printed – Copyright © - 2022 National Highways Limited – all rights reserved

References

Environment Agency (2020). Land Contamination: Risk Management. Accessed September 2022. https://www.gov.uk/government/publications/land-contamination-risk-management-lcrm

Uncontrolled when printed – Copyright © - 2022
National Highways Limited – all rights reserved

Glossary

Term	Abbreviation	Explanation
AGS data format		Data in AGS format (.ags) is a text file format used to transfer data reliably, between organisations in the site investigation industry, independent of software, hardware or operating system.
Annual average		Annual average (AA). Concentration or parameter value average over 12 months and based on a minimum of 12 individual sample results.
Above ordnance datum	**AOD**	Above ordnance datum, vertical datum used by an ordnance survey as the basis for delivering altitudes on maps.
Area of Outstanding Natural Beauty	**AONB**	Area of Outstanding Natural Beauty: Statutory designation intended to conserve and enhance the ecology, natural heritage and landscape value of an area of countryside.
Anthropogenic		Created by people or caused by human activity.
Aquifers – Principal		These are layers of rock or drift deposits that have high intergranular and/or fracture permeability - meaning they usually provide a high level of water storage. They may support water supply and/or river base flow on a strategic scale. In most cases, principal aquifers are aquifers previously designated as major aquifer.
Aquifers – Secondary A		Permeable layers capable of supporting water supplies at a local rather than strategic scale, and in some cases forming an important source of base flow to rivers. These are generally aquifers formerly classified as minor aquifers.
Aquifers – Secondary B		Mainly lower permeability layers that may store and yield limited amounts of groundwater through characteristics like thin cracks (called fissures) and openings or eroded layers.
Aquifers – Secondary undifferentiated		Secondary undifferentiated are aquifers where it is not possible to apply either a Secondary A or B definition because of the variable characteristics of the rock type. These have only a minor value.
British Geological Survey	**BGS**	British Geological Survey: a partly publicly funded body which aims to advance geoscientific knowledge of the United Kingdom landmass and its continental shelf by means of systematic surveying, monitoring and research.

Uncontrolled when printed – Copyright © - 2022
National Highways Limited – all rights reserved

Term	Abbreviation	Explanation
BritPits		An abbreviation of British Pits. The database holds information on: • names of mines, quarries, oil wells, gas wells, ash and desulphogypsum plants • geographic location • address • operator • mineral planning authorities • geology • mineral commodities produced end-uses (where known)
Controlled Waters		Waters including groundwater, freshwater and saline water as defined in the UK Water Resources Act 1991.
C4SL		Category 4 Screening Levels for assessment of land affected by contamination as published by DEFRA in document SP1010, produced by CL:AIRE.
CL:AIRE		Contaminated Land: Applications in Real Environments: independent not-for-profit organisation established to stimulate the regeneration of contaminated land in the UK.
Conceptual site model	**CSM**	Conceptual site model. A land contamination CSM refers to the source-pathway-receptor (SPR) linkage approach for identifying pollutant linkages. Development and refinement of the CSM is part of the process defined in LCRM guidance.
Detailed Quantitative Risk Assessment	**DQRA**	Detailed Quantitative Risk Assessment. Tier 3 of the risk assessment process according to LCRM guidance on the assessment of land contamination. A DQRA uses detailed site-specific information to estimate risk.
Department for Environment, Food and Rural Affairs	**Defra**	Department for Environment, Food and Rural Affairs: the government department responsible for environmental protection, food production and standards, agriculture, fisheries and rural communities in the United Kingdom of Great Britain and Northern Ireland.
Deneholes		An underground structure consisting of a number of small chalk caves entered by a vertical shaft.
Duplicate sample		A sample taken for quality assurance purposes. A duplicate sample is a sample which is obtained from the same location and depth, at the same time and on the same day, and via the same sampling method as the original or ‘parent’ sample.
Drinking Water Standards	**DWS**	Drinking Water Standards. Concentrations of substances or other parameter values and properties define by regulation or guidance, below which water is considered ‘wholesome’ and fit for potable use. In the UK, DWS are defined by the Water Supply (Water Quality) Regulations 2016
ESdat		Specialist environmental database system; used to validate, import and analyse environmental data.

Uncontrolled when printed – Copyright © - 2022 National Highways Limited – all rights reserved

Term	Abbreviation	Explanation
Environment Agency	**EA**	Environment Agency: A non-departmental public body of Defra. The Environment Agency is the leading public body for protecting and improving the environment in England.
Environmental Quality Standards	**EQS**	Environmental Quality Standards. Concentrations of substances or other parameter values and properties define by regulation or guidance for the protection of the environment.
Field Blank		A blank or 'clean' sample taken for quality assurance purposes and created in the field by the sampler.
Generic Assessment Criteria	**GAC**	Generic Assessment Criteria. Parameter values, such as substance concentrations, defined based on generic assumptions (i.e, non site-specific) for the quantitative assessment of risk. Concentrations below a GAC typically present a low or minimal risk to the receptor(s) which they are defined as protective of. Concentrations above a GAC do not necessarily represent a risk, but may indicate the need for action such as further assessment.
Generic Quantitative Risk Assessment	**GQRA**	Generic Quantitative Risk Assessment. Tier 2 of the risk assessment process according to LCRM guidance on the assessment of land contamination. A GQRA uses generic assessment criteria and assumptions to estimate risk.
Geographic information system	**GIS**	Geographic information system: an integrated collection of computer software and data used to view and manage information about geographic places, analyse spatial relationships, and model spatial processes.
HoleBASE		Geotechnical data knowledge management system
Interceptor		Part of a wastewater treatment system that collects substances such as silt, grit and soil, as well as traces of oil and fuel prior to discharge or further treatment.
Maximum allowable concentration	**MAC**	Maximum allowable concentration (MAC). An EQS for a pollutant may either be an AA or a MAC. MAC are used to assess individual monitoring events from continuous or regular monitoring when the AA of the pollutant is below the AA EQS.
Made ground		Anthropogenic soils placed by man.
LQM/CIEH Suitable for Use Levels		Human health generic assessment criteria produced by Land Quality Management and the Chartered Institute of Environmental Health.
Local wildlife site	**LWS**	Local wildlife site. A non-statutory designation for sites with substantive nature conservation value.
National Planning Policy Framework	**NPPF**	National Planning Policy Framework: published in March 2012 by the UK's Department of Communities and Local Government, consolidating over two dozen previously issued documents called Planning Policy Statements (PPS) and Planning Policy Guidance Notes (PPG) for use in England.
Pulverised Fuel Ash	**PFA**	Pulverised Fuel Ash: also referred to as fly ash, is the ash resulting from the burning of pulverised coal in coal-fired electricity power stations.

Uncontrolled when printed – Copyright © - 2022 National Highways Limited – all rights reserved

Term	Abbreviation	Explanation
Preliminary Risk Assessment	**PRA**	Preliminary Risk Assessment. Tier 1 of the risk assessment process according to LCRM guidance on the assessment of land contamination. A PRA develops a conceptual site model.
Pollutant linkage		A pollutant linkage comprises a source, pathway and receptor. A contaminant source, environmental and/or exposure pathway and sensitive receptor is a pollutant linkage which gives rise to a potential risk to the receptor.
Qualitative Risk Assessment		Refinement of the CSM by reviewing qualitative and quantitative information sources.
Ramsar		A wetland of international importance, designated under the Ramsar convention.
Special Area of Conservation	**SAC**	A Special Area of Conservation (SAC) is the land designated under Directive 92/43/EEC on the Conservation of Natural Habitats and of Wild Fauna and Flora. SACs protect habitats and species considered to be of European interest.
SPR linkage		Source-Pathway-Receptor linkage. The approached used to describe pollutant linkages where a source is a known or potential source of contamination and a receptor is an environmental, human or built receptor which may be caused harm. A pathway is the route linking a source and receptor by which exposure or harm occurs.
Special Protection Area	**SPA**	A Special Protection Area (SPA) is the land classified under Directive 79/409 on the Conservation of Wild Birds. SPAs protect rare and vulnerable birds and regularly occurring migratory species.
Source protection zone	**SPZ**	Source protection zone: Part of a groundwater catchment used for public water supply. SPZ are designated by the Environment Agency for the protection of public water supply from contamination from potentially polluting activities and accidental releases of pollutants.
Semi-volatile organic compounds	**SVOC**	Semi-volatile organic compounds (SVOCs) are organic compounds that tend to have a higher molecular weight and higher boiling point temperature than VOCs.
Site of Special Scientific Interest	**SSSI**	A Site of Special Scientific Interest (SSSI) is the land notified as an SSSI under the Wildlife and Countryside Act (1981), as amended. SSSI are the finest sites for wildlife and natural features in England, supporting many characteristic, rare and endangered species, habitats and natural features.
Sustainable drainage system	**SuDS**	A sustainable drainage system designed to reduce the potential impact of new and existing developments with respect to surface water drainage discharges.

Uncontrolled when printed – Copyright © - 2022
National Highways Limited – all rights reserved

Term	Abbreviation	Explanation
Superceptor		A brand model of interceptor. A Superceptor is full retention interceptor, meaning that all flow is treated, and oil or fuel retained. Designed for use in areas where there is the possibility of spillage of pollutants such as petrol filling stations where all of the discharge from the area must be intercepted.
Tentatively Identified Compound	**TIC**	Tentatively Identified Compound. Non-target compound tentatively identified during analysis from a library of potential compounds. Reported concentration maybe semi-quantitative and unaccredited.
Trip blank		A clean sample of a matrix (eg water) is taken from the laboratory to the sampling site and transported back to the lab without having been exposed to the sampling procedure.
Unproductive strata		Rock layers or drift deposits with low permeability that have negligible significance for water supply or river base flow.
Volatile organic compound	**VOC**	Organic compound that is volatile under normal environmental/atmospheric conditions, although it can be found in the ground in the solid, liquid and dissolved phase form as well as in gaseous phase
Water Framework Directive	**WFD**	Water Framework Directive: A European Community Directive (2000/60/EC) of the European Parliament and council designed to integrate the way water bodies are managed across Europe.
Volume concentration of a solution	**% v/v**	Volume concentration of a solution, expressed as % v/v, which stands for volume per volume
Weight concentration of a solution	**% w/w**	Weight concentration of a solution, expressed as % w/w, which stands for weight per weight

Uncontrolled when printed – Copyright © - 2022
National Highways Limited – all rights reserved

Acronyms

Term	Explanation
AA	Anti-aircraft
AA	Annual average
ACM	Asbestos Containing Material
AOD	Above ordnance datum
AONB	Area of Outstanding Natural Beauty
AGS	Association of Geotechnical and Geo-Environmental Specialists
BGS	British Geological Survey
BH	Borehole
BOD	Biological Oxygen Demand
BritPits	British Pits
BS	British Standard
BSi	British Standards Institute
BTEX	Benzene, toluene, ethylbenzene and xylenes
CL:AIRE	Contaminated Land: Applications in Real Environments
C4SL	Category 4 Screening Level
COC	Contaminant of Concern
COD	Chemical Oxygen Demand
COPC	Contaminants of Potential Concern
CEMP	Construction Environmental Management Plan
CIEH	Chartered Institute of Environmental Health
CIRIA	Construction Industry Research and Information Association
COMAH	Control of Major Accident Hazards
COC	Contaminants of Concern
CSM	Conceptual Site Model
CS	Characteristic Situation
CSO	Combined sewer overflow
DDT	Dichlorodiphenyltrichloroethane
Defra	Department for Environment, Food and Rural Affairs

Uncontrolled when printed – Copyright © - 2022
National Highways Limited – all rights reserved

Term	Explanation
DQRA	Detailed Quantitative Risk Assessment
DTM	Digital Terrain Model
DWS	Drinking Water Standard
EA	Environment Agency
EIA	Environmental Impact Assessment
EPR	Environmental Permitting Regulations
EDD	Electronic Data Deliverable
EQS	Environmental Quality Standard
GAC	Generic Assessment Criteria
GIS	Geographic information system
GQRA	Generic Quantitative Risk Assessment
GS	Grab sample
GI	Ground Investigation
GIS	Geographic information system
Ha	Hectares
HFO	Heavy fuel oil
HLUD	Historical Land Use Data (Landmark dataset)
HLU	Historical Land Use (LTC reference number)
HTEF	Historical Tanks and Energy Facilities
IBC	Intermediate bulk container
ICAR	Industrial, Commercial, Agricultural and Recreational (land use)
IPC	Integrated Pollution Control
IPPC	Integrated Pollution Prevention and Control
ISO	International Standards Organisation
LAPPC	Local Authority Pollution Prevention and Control
LCRM	Land Contamination: Risk Management (formerly CLR11 Model Procedures for the Management of Land Contamination)
LGS	Local Geological Sites
LiDAR	Light Detection and Ranging
LOD	Limit of detection

Uncontrolled when printed – Copyright © - 2022
National Highways Limited – all rights reserved

Term	Explanation
LNAP	Light Non-Aqueous Phase Liquid
LNR	Local Nature Reserve
LPG	Liquified Petroleum Gas
LTM	Long-term monitoring
LQM	Land Quality Management
l/h	Litres per hour
LTC	Lower Thames Crossing
LWS	Local wildlife site
LQM/CIEH S4UL	Land Quality Management/Chartered Institute of Environmental Health Suitable for Use Levels
MAC	Maximum allowable concentration
MAP	Monitoring action plan
mbar	millibar
M-BAT	Metal Bioavailability Assessment Tool
mbdat	Metres below datum
m bgl	Metres below ground level
MDL	Method detection limit
MHCLG	Ministry of Housing, Communities and Local Government
MTBE	Methyl tert-butyl ether
NGR	National Grid Reference (British National Grid)
NIHHS	Notification of Installations Handling Hazardous Substances
NPPF	National Planning Policy Framework
NVZ	Nitrate Vulnerable Zone
ODN	Ordnance Datum Newlyn
OH	Open hole
OP	Organo-Phosphorus (pesticide)
OS	Ordnance Survey
PAH	Poly Aromatic Hydrocarbons
PCB	Polychlorinated Biphenyl
PCE	Tetrachloroethene

Uncontrolled when printed – Copyright © - 2022
National Highways Limited – all rights reserved

Term	Explanation
PEIR	Preliminary Environmental Information Report
PFA	Pulverised Fuel Ash
PFAS	Per-/Polyfluoroalkyl substances
PFOA	Perfluorooctanoate
PFOS	Perfluoro-octane-sulfonic acid
PFS	Petrol filling station
PHE	Public Health England
PID	Photo ionisation detector
PLA	Port of London Authority
PNEC	Predicted No-Effect Concentrations
POP	Persistent Organic Pollutants
POS	Public open space (land use)
PPC	Pollution Prevention and Control
ppmv	Parts per million by volume
PRA	Preliminary Risk Assessment
pSPA	proposed Special Protection Area
PSSR	Preliminary Sources Study Report
QRA	Qualitative Risk Assessment
RTD	River Terrace Deposits
SAC	Special Area of Conservation
SP	Synthetic Pyrethroid (pesticide)
SPA	Special Protection Area
SPR	Source-Pathway-Receptor linkage
SPZ	Source protection zone
SSSI	Site of Special Scientific Interest
SVOC	Semi Volatile Organic Compounds
SW	Surface Water
SWMP	Surface Water Management Plan

Uncontrolled when printed – Copyright © - 2022
National Highways Limited – all rights reserved

Term	Explanation
TBT	Tributyltin
TTGDC	Thames Thurrock Gateway Development Corporation
TOC	Total Organic Carbon
TP	Trial Pit
tpa	Tonnes per annum
TPH	Total Petroleum Hydrocarbons
TPH CWG	Total Petroleum Hydrocarbons Criteria Working Group
UKDWS	UK Drinking Water Standards
UKPN	UK Power Networks
UST	Underground storage tank
UXAA	Unexploded anti-aircraft
UXB	Unexploded bomb
UXO	Unexploded Ordnance
VOA	Valuation Office Agency
VOC	Volatile Organic Compound
v/v	By volume
WFD	Water Framework Directive
WML	Waste management licence
WS	Window Sample
% v/v	volume per volume
% w/w	weight per weight

Uncontrolled when printed – Copyright © - 2022
National Highways Limited – all rights reserved

Annexes

Uncontrolled when printed – Copyright © - 2022
National Highways Limited – all rights reserved

Annex A GQRA Report for Package A

Uncontrolled when printed – Copyright © - 2022
National Highways Limited – all rights reserved

Lower Thames Crossing

6.3 Environmental Statement Appendices Appendix 10.9 – Generic Quantitative Risk Assessment Report for the Phase 2 Investigation – Annex A

APFP Regulation 5(2)(a)

Infrastructure Planning (Applications: Prescribed Forms and Procedure) Regulations 2009

Volume 6

DATE: October 2022

Planning Inspectorate Scheme Ref: TR010032 Application Document Ref: TR010032/APP/6.3

VERSION: 1.0

Lower Thames Crossing

6.3 Environmental Statement Appendices Appendix 10.9 – Generic Quantitative Risk Assessment Report for the Phase 2 Investigation – Annex A

List of contents

Page number

1 Executive summary 4
2 Introduction 9
2.1 Purpose of document 9
2.2 Project background 9
2.3 Land contamination risk management process 11
3 Data available 13
4 Preliminary conceptual site model 25
4.1 Credible sources of contamination 25
4.2 Potential contaminants of concern and analysis 25
4.3 Refining the conceptual site model 27
5 Assessment of data 28
5.1 Introduction 28
5.2 Soil 28
5.3 Soil assessment discussion 33
5.4 Soil leachate 37
5.5 Soil leachate assessment discussion 40
5.6 Groundwater 45
5.7 Groundwater assessment discussion 53
5.8 Ground gas 56
6 Refined Conceptual Site Model 74
7 Limitation analysis 76
8 Conclusions 78
8.1 Conclusions 78
8.2 Future Stages 81
References 82
Figures 84
Annexes 85

Uncontrolled when printed – Copyright © - 2022
National Highways Limited – all rights reserved

Annex A-A Generic Quantitative Risk Assessment 86
Annex A-B Soil assessment screening results 87
Annex A-C Soil leachate assessment screening results 88
Annex A-D Groundwater assessment screening results 89
Annex A-E Ground gas monitoring results 90

Uncontrolled when printed – Copyright © - 2022
National Highways Limited – all rights reserved

List of plates

Page number

Plate 2.1 Summary of the main phases of work and their relation to the LCRM process. .12
Plate 5.1 Locations of soil samples which recorded exceedances and asbestos detections 32
Plate 5.2 Locations of soil samples which recorded exceedances in soil leachate analysis 39
Plate 5.3 Locations of made ground samples recording exceedances in soil leachate analysis.....41
Plate 5.4 Locations of natural soil samples recording exceedances in soil leachate analysis.....43
Plate 5.5 Locations of GI groundwater samples which recorded exceedances 51
Plate 5.6 Locations of LTM groundwater samples which recorded exceedances.....52
Plate 5.7 Location of gas monitoring points with methane exceedances.....64
Plate 5.8 Location of gas monitoring points with carbon dioxide exceedances 65
Plate 5.9 Location of gas monitoring points with hydrogen sulphide and carbon monoxide exceedances.....66

List of tables

Page number

Table 3.1 Summary of environmental samples tested as of June 2022.....13
Table 3.2 Summary of soil and soil leachate laboratory chemical testing and determinands 19
Table 3.3 Summary of groundwater laboratory chemical testing 20
Table 3.4 Summary of analysed samples and associated strata.....21
Table 3.5 Gas monitoring locations, response zones and dates 22
Table 5.1 Summary of exceedances recorded from soil samples.....30
Table 5.2 Summary of exceedances recorded in soil leachate samples 38
Table 5.3 Summary of exceedances recorded in GI groundwater samples.....47
Table 5.4 Summary of exceedances recorded in LTM groundwater samples 49
Table 5.5 Summary of details for potential sources of ground gas 58
Table 5.6 Summary of ground gas exceedances and associated flow rates 62

List of Figures

Figure A Phase 2 Ground Investigation – Phase 2 Ground Investigation Contract Zones - Package A (ref: HE540039-CJV-GEN-GEN-MAP-GEO-00201)

Figure B Phase 2 Ground Investigation – Package A Exploratory Hole Locations and Credible Contaminant Sources (ref: HE540039-CJV-GEN-GEN-MAP-GEO-00202)

Uncontrolled when printed – Copyright © - 2022
National Highways Limited – all rights reserved

1 Executive summary

1.1.1 This report presents the Generic Quantitative Risk Assessment (GQRA) which incorporates the geo-environmental data collected from the Package A area, over the period of August 2019 to January 2021, as part of the Phase 2 ground investigation and long-term monitoring. As part of the GQRA, environmental samples have been screened against applicable assessment criteria to highlight the key risks relating to soil, soil leachate, and groundwater contamination as well as ground gases. The results of the assessment have been summarised in the table below.

Site Location: Package A
Summary of exceedances encountered
Soil • Soil samples from 18 locations, out of the 145 locations tested, recorded exceedances of the GAC for metals (arsenic and lead) and Polycyclic Aromatic Hydrocarbons (PAH). The exceedances were within one order of magnitude of the applicable GAC. • The samples recording exceedances were primarily collected from the made ground, with two exceedances recorded in samples collected from Topsoil and one recorded in a sample collected from the Thanet Sand Formation. • Asbestos fibres were detected by the laboratory in four soil samples, collected from the Southern Valley Golf Course (HLU0324). The fibres were interpreted as chrysotile asbestos in three of the samples (BH02003, WS02002 and WS20005) and amosite asbestos in one sample (WS02007). The quantity of fibres in two of the samples was recorded as below the limit of detection (0.001%). Asbestos was listed as a potential contaminant of concern (COC) for the Southern Valley Golf Course, and thus the asbestos soil contamination identified is reflective of this source. • The PAH and arsenic soil contamination recorded in the natural soils of TP02301 and WS01018, respectively, are considered to be attributed to background soil concentrations from diffused contamination or localised inclusions windborne and deposited, from the wider area. The soil contamination identified in the remaining soil samples and locations are considered to be reflective of anthropogenic materials within the made ground. • Photo-Ionisation Detector (PID) testing results were generally low, with only one result above 50ppm (BH01034 at 1.20-1.30m, 60.7ppm). This PID result was taken from a sample of made ground and correlated with marginal exceedances of the GAC for PAH compounds. A strong hydrocarbon odour was noted on the corresponding exploratory hole record during drilling.
Soil leachate • Soil leachate analysis was undertaken on 435 samples collected from 145 locations, across the Package A area. Of those samples, 378 samples from 144 locations recorded exceedances of the GAC. • The contaminants which exceeded the GAC included heavy metals and inorganics. No organic contaminants were scheduled for soil leachate analysis, due to the aggressive nature of the test. The soil leachate samples recording exceedances were collected from a range of strata, from depths between the surface and 10.00m.

Uncontrolled when printed – Copyright © - 2022
National Highways Limited – all rights reserved

Site Location: Package A
Summary of exceedances encountered
• There are no discernible geospatial patterns or hotspots in the locations where exceedances were recorded. As exceedances were recorded across the route, within most strata and at a range of depths, it is unlikely that they represent the presence of an unacceptable source of contamination. They are, however, considered to represent indicative natural background soil concentrations along the route. • It should be noted that soil leachate analysis represents a conservative estimation of risk as the comparison of eluate concentrations (derived from laboratory soil leaching tests) with surface water and groundwater quality standards does not factor in the potential for attenuation of concentrations in the pathway between the soil source and the receptor i.e., in the unsaturated zone with potential for dilution at the water table or dilution in the receptor itself. • Given the above, there is not considered to be an unacceptable risk from soil leachate to controlled waters present in the Package A area.
Groundwater • Out of the 374 groundwater samples analysed, 372 samples collected from 43 locations, during the ground investigation (GI) and long-term monitoring (LTM) phases, recorded exceedances against the GAC. • The determinands with widespread exceedances comprised heavy metals, inorganics, and organics (PAH, TPH). Discrete exceedances were also recorded for BTEX (BH01020) and MTBE (BH01025). • The samples recording exceedances were collected from locations screened within the Alluvium, River Terrace Deposits, Harwick Formation, and the White Chalk Subgroup (hereafter referred to as Chalk). • The widespread heavy metal and inorganic groundwater exceedances were considered to be reflective of natural background conditions or diffused contamination, given their random geospatial distribution across the Package A area. • The heavy metal and inorganic groundwater exceedances in the BH04000, BH05000, WS04000, and WS05000 series monitoring wells were considered to be attributed to saline intrusion, given their corresponding high chloride groundwater concentrations, an indicator of saline intrusion within inland groundwaters. • The BH04000, BH05000, WS04000 and WS05000 series locations, as well as associated credible contaminative sources (e.g., Filborough Landfill and Milton Rifle Range), are located above the bored tunnel in the Package A area. No excavation works are anticipated to the north of the south tunnel portal and therefore any groundwater exceedances in the above-mentioned location series can be discounted from the risk assessment. • Discrete groundwaters exceedances, which were repeatedly one or more orders of magnitude above the GACs, were recorded in BH01002, BH01020, BH01025, and BH01033. The inorganic groundwater exceedances in BH01002 are considered to be representative of natural background concentrations within the Harwick Formation. Petroleum hydrocarbon groundwater exceedances identified in the remaining locations have been qualitatively linked to credible sources of contamination located up hydraulic gradient on site, such as the PFS North (HLU0214), and a poultry farm (HLU0218). The PFS North site has been remediated, and residual groundwater conditions signed off by the Environment Agency. The source of the petroleum hydrocarbon groundwater exceedances has not been quantitatively confirmed. Should petroleum hydrocarbon impacted groundwaters be encountered by the Project development works, the contaminated groundwaters will be managed by commitments outlined in the Register of Environmental Actions and Commitments (REAC), items GS001, GS027, and GS028.

Uncontrolled when printed – Copyright © - 2022
National Highways Limited – all rights reserved

Site Location: Package A
Summary of exceedances encountered
Ground Gas • Ground gas monitoring was undertaken at 73 locations over the period of August 2019 to January 2021, as part of the specification of the wider Project, the results of which were reviewed. As the wells were not specifically installed for ground gas monitoring there is some uncertainty with the concentrations which have been recorded. • Ground gas exceedances were recorded in BH02304, WS01005, WS02004A, WS04005, WS04007 and WS05001, during the monitoring programme. In addition, fluctuating negative to positive flow rates were recorded in monitoring wells across the Package A area. These observations were made following the removal of unrepresentative data from flooded monitoring wells. • The highest peak methane exceedance was recorded in WS02004A at 59.4% v/v. The highest steady state carbon dioxide exceedance of 14.2% v/v was recorded in WS04007. BH02304 recorded the highest peak hydrogen sulphide and carbon monoxide exceedances of 130ppm and 1,500ppm, respectively. • The peak flow rates recorded in wells during the monitoring programme ranged from -53.2l/hr to 96l/hr (both in BH05011). The steady state flow rates ranged from -9.4l/hr (in BH01013) to 20.0l/hr (in WS02008). • A total of 580 PID readings were recorded during the monitoring programme, with the highest reading being recorded at 38.3ppm in WS05005. • These ground gas exceedances and highly variable flow rates are considered to be associated with the Alluvium and artificial conditions within the monitoring wells and flow meters, rather than credible anthropogenic ground gas sources. • The proposed south portal (bored tunnel entrance) will be excavated through made ground, Head deposits and then the Chalk. In the vicinity of the BH04000 series boreholes, the majority of the bored tunnel is anticipated to be below the Alluvium, where ground gases exceedances have been recorded. Ground gas tend to migrate upwards or laterally, rather than downwards. Furthermore, the made ground and superficial deposits are considered to have very low to low ground gas generation potentials. • As the wells were not specifically installed for ground gas monitoring, there is some uncertainty with the concentrations which have been recorded. However, a low-risk ground gas regime, equivalent to Characteristic Situation (CS) 2 ,has been identified based on the CSM, field descriptions and ground gas results to date (CIRIA, 2007 and British Standards Institution, 2019). Therefore, it is considered that the risks posed to those working in utility corridors or the bored tunnel will be dealt with through the implementation of gas management protocols outlined in the Remediation Options Appraisal and Outline Remediation Strategy (Application Document 6.3, Appendix 10.11) and committed to in the REAC (GS018 and GS027).

1.1.2 The Phase 2 ground investigation has targeted the main route alignment and areas where proposed intrusive works are planned as part of the construction phase. Where exploratory locations have recorded an exceedance of the applicable Generic Assessment Criteria (GAC) and fall within a credible source of contamination identified within the CSM, it suggests that the exceedances may be reflective of impacts from that particular source and the presence of a complete pollutant linkage. Where the GAC are exceeded, the results would be evaluated to determine whether the level of risk is acceptable or whether further assessment would be required to be completed at the detailed design stage of the Project. After appropriate assessment and where unacceptable risks are

Uncontrolled when printed – Copyright © - 2022 National Highways Limited – all rights reserved

identified, the Contractors would develop proposals for site-specific remediation strategies and implementation plans. The commitment for these requirements is made in the REAC (GS001, and if required, GS027).

1.1.3 The results of the GQRA have been assessed in terms of the identified credible sources of contamination and will help to refine the conceptual site model (CSM) for the Project. The review of the credible contaminant sources included a desk-based assessment of the project alignment and proposed works to assess if those sources could be dealt with by standard construction practices as presented and committed to in the CoCP and REAC, including the specific requirements of GS028, GS006 and GS018. The sources were given a revised risk rating on this basis. The refined CSM has identified three medium risk sites and 56 low-risk sites. Taking into account the proposed construction works and design proposals for the Project, of the 56 low risk sites identified within Package A, 33 have been assessed as needing no further consideration. For the remaining low risk sources, it is considered that standard construction processes and environmental procedures, as detailed in the REAC, would be sufficient to manage any risks present. As such these sources have been assigned a low-risk rating following the GQRA. The commitment for these requirements is made in the CoCP and REAC, including the specific requirements of GS028, GS006 and GS018.There are no high-risk sites identified within Package A.

1.1.4 This assessment is presented in the Generic Quantitative Risk Assessment table in Annex A-A.

1.1.5 For Package A, the three sites which have been assigned a medium risk rating are the existing Esso A2 Westbound Petrol Filling Station (PFS) (HLU0215), a nursery (HLU0330) and Southern Valley Golf Course (HLU0324).

1.1.6 The Esso A2 Westbound PFS (HLU0215) is to remain as a medium risk site because it is an operational PFS and has not been subjected to a targeted ground investigation. There are currently no boreholes or monitoring wells located on site that are down hydraulic gradient or within the vicinity of the underground fuel storage tanks. Heavy metal and inorganic soil leachate exceedances have been recorded on site, but these are considered to be reflective of natural background concentrations. The site is within the footprint of the main route alignment and any associated contaminants are likely to be disturbed as part of the development works. As the contamination status of the site is not fully understood, data gaps and uncertainties remain which require further consideration at the construction phase of the Project. Commitments to undertake further assessment and possibly remediation are outlined in the REAC (GS001, GS027 (if required), and GS028).

1.1.7 The nursey (HLU0330) has not been subjected to any intrusive ground investigation to date and the northern area is located within the footprint of a bridge, associated with the main route alignment. As the contamination status of the site is unknown and any potential contaminants are likely to be disturbed by the proposed development works, further consideration at the construction phase of the Project is required. Commitments to undertake further assessment and possibly remediation are outlined in the REAC (GS001, GS027 (if required), and GS028).

Uncontrolled when printed – Copyright © - 2022
National Highways Limited – all rights reserved

1.1.8 At the Southern Valley Golf Course, the results of the ground investigation have indicated the potential for contamination. The Phase 2 GQRA has identified lead, asbestos fibres, and PAH soil contamination in made ground and natural soil samples taken from the golf course. As the site is within an area where the Project route would be in cutting leading to the south tunnel portal, it is likely the contaminated soils will require specific management. The presence of asbestos within soils also limits re-use to areas beneath clean capping or beneath hardstanding. Based on the results of the ground investigation, the risk rating for the site is to remain medium to account for the specific mitigation measures which would need to be considered at this location. A residual risk therefore remains which would require further consideration at the construction phase of the Project. The commitment for this requirement is made in the REAC (GS001, GS027 (if required) and GS028).

1.1.9 As the exploratory positions were not installed specifically for ground gas monitoring, there is uncertainty associated with the concentrations recorded. However, a low-risk ground gas regime, equivalent to CS2, has been identified based on the CSM, field observations and the ground gas results to date. It is considered that the concentrations recorded would be adequately managed through the procedures and practices outlined in the REAC (specifically GS018) and therefore would not pose an unacceptable risk to the Project.

1.1.10 Whilst exceedances have been recorded in both soil leachate and groundwater samples, the widespread chemical exceedances are considered to be reflective of baseline background conditions or diffused contamination, and the majority of the soils within Package A are not considered to pose an unacceptable risk to controlled water receptors. Discrete petroleum hydrocarbon groundwater contamination has been qualitatively, but not quantitatively, linked to up hydraulic gradient credible sources of contamination (e.g., PFS North (HLU0215) and a poultry farm (HLU0330)). Should petroleum hydrocarbon impacted groundwaters be encountered by the Project development works, the contaminated groundwaters will managed by commitments outlined in the REAC (GS001, GS027, and GS028).

1.1.11 At this stage of the Project, where it is possible to refine the potential pollutant linkages identified in the Preliminary Risk Assessment (PRA) Report (Application Document 6.3, Appendix 10.6), this has been undertaken. Where it has not been possible, a precautionary approach has been adopted which assumes that all the identified pollutant linkages are present on site. The key risks identified within this GQRA will be assessed further where necessary, as part of the ground investigations and site-specific risk assessments to be carried out as part of future detailed design stages.

1.1.12 The results of this GQRA indicates that whilst there are credible sources of contamination identified in Package A, the route alignment is not grossly contaminated and the risks identified can be managed by standard construction procedures and protocols and the measures secured within the Code of Construction Practice and REAC (Application Document 6.3).

Uncontrolled when printed – Copyright © - 2022 National Highways Limited – all rights reserved

2 Introduction

2.1 Purpose of document

2.1.1 This report presents the Generic Quantitative Risk Assessment (GQRA) which has been carried out in line with the Land Contamination: Risk Management (LCRM) guidance (Environment Agency, 2021). The assessment has been carried out using geo-environmental data collected from the Package A area, over the period of August 2019 to January 2021, as part of the Phase 2 ground investigation.

2.1.2 The information presented within this report is based on a laboratory analysis and monitoring dataset, which comprises the following:

a. Phase 2 ground investigation and Phase 2 long term monitoring (LTM) laboratory test results provided in ESdat Electronic Data Deliverable (EDD) format, issued to Cascade by Perfect Circle as of April 2021. This includes information relating to soil, soil leachate and groundwater samples.

b. Ground gas monitoring data collected up to January 2021 and other ground investigation data (including Photo-Ionisation Detector (PID) testing results) provided to Cascade and uploaded to the Lower Thames Crossing HoleBASE database, accessed in July 2022.

c. Ground investigation data (i.e., geology encountered), provided to Cascade by Perfect Circle in AGS format and uploaded to the Lower Thames Crossing HoleBASE database, accessed in July 2022.

2.1.3 The available chemical laboratory test results have been screened within ESdat, a specialist environmental database system, to highlight any exceedances (non-compliance) of relevant screening criteria for human health and controlled waters. The results of this screening are presented herein, along with an assessment of ground gas data.

2.2 Project background

2.2.1 The A122 Lower Thames Crossing (the Project) would provide a connection between the A2 and M2 in Kent, east of Gravesend, crossing under the River Thames through two bored tunnels, before joining the M25 south of junction 29.

2.2.2 The A122 road would be approximately 23km long, 4.25km of which is in tunnel. On the south side of the River Thames, the Project route would link the tunnel to the A2 and M2. On the north side, it would link to the A13 and junction 29 of the M25. The tunnel portals would be located to the east of the village of Chalk on the south of the River Thames and to the west of East Tilbury on the north side.

2.2.3 Junctions are proposed at the following locations:

a. New junction with the A2 to the south-east of Gravesend.

b. Modified junction with the A13/A1089 in Thurrock.

c. New junction with the M25 between junctions 29 and 30.

Uncontrolled when printed – Copyright © - 2022
National Highways Limited – all rights reserved

2.2.4 The Project Road would be three lanes in both directions, except for:

a. link roads.

b. stretches of the carriageway through junctions.

c. the southbound carriageway from the M25 to the junction with the A13/A1089, which would be two lanes.

2.2.5 In common with other A-roads, the A122 would operate with no hard shoulder but would feature a 1m hard strip on either side of the carriageway. It would also feature technology including stopped vehicle and incident detection, lane control, variable speed limits and electronic signage and signalling. The A122 road design outside of the tunnel includes emergency areas spaced at intervals between 800 metres and 1.6km. The tunnel would include a range of enhanced systems and response measures instead of emergency areas.

2.2.6 The A122 would be classified as an ‘all-purpose trunk road’ with green signs. For the benefit of safety, walkers, cyclists, horse riders and slow-moving vehicles would be prohibited from using it.

2.2.7 The Project would include adjustment to a number of side roads. There would also be changes to a number of public rights of way, used by walkers, cyclists and horse riders. Construction of the Project would also require the installation and diversion of a number of utilities. This includes complex diversions of high-pressure gas pipelines, and relocation of overhead power lines and associated pylons. Other utilities requiring diversion includes underground electricity cables, as well as water supplies and telecommunications assets and associated infrastructure.

2.2.8 The Project has been developed to avoid or minimise significant effects on the environment. The proposed measures include landscaping, noise mitigation, green bridges, floodplain compensation, new areas of ecological habitat and two new parks.

2.2.9 For the purposes of the Phase 2 ground investigation, the Project route has been divided into four sections labelled Package A to Package D. The Phase 2 Package A ground investigation covers the area of the Project route south of the River Thames. This includes the A2/M2 junction, South Portal and land north of the South Portal to the River Thames. The extent of the Package A area is shown on Figure A.

2.2.10 The Phase 2 ground investigation within each of the four packages covered varying periods of time due to differing start dates. Generally, the intrusive investigations took place over the period of July 2019 to October 2020. Long-term monitoring of groundwater and ground gas was also undertaken for 12 months following completion of intrusive works in each package. The long-term monitoring data has been included within this report.

Uncontrolled when printed – Copyright © - 2022
National Highways Limited – all rights reserved

2.2.11 Prior to the Phase 2 ground investigation, a Phase 1 ground investigation was undertaken which was targeted at the proposed tunnel portals. The assessment is detailed within the Generic Quantitative Risk Assessment for the Phase 1 Investigation (Application Document 6.3, Appendix 10.8). Where appropriate the findings from the Phase 1 investigation are considered within this report to provide a comprehensive assessment of the available data.

2.3 Land contamination risk management process

2.3.1 The land contamination risk assessment presented herein is based upon the process laid out in the Land Contamination: Risk Management (LCRM) guidance (Environment Agency, 2021). In brief, the assessment is a tiered process with increased site-specific understanding required at each level:

a. **Stage 1: Risk assessment** – The three tiers are:

   i. Preliminary Risk Assessment

   ii. GQRA

   iii. Detailed Quantitative Risk Assessment (DQRA)

b. **Stage 2: Options appraisal** – The three tiers are:

   i. Identify feasible remediation options

   ii. Detailed evaluation of options

   iii. Selection of final remediation options

c. **Stage 3: Remediation** – The three tiers are:

   i. Develop a remediation strategy

   ii. Remediation and verification

   iii. Long term monitoring and maintenance, if required

2.3.2 The contaminated land risk assessment for the Project falls within Stage 1 of the LCRM process (Environment Agency, 2021). For the purposes of the Project, the risk assessment has been separated into various phases of work. The phases and how they relate to the LCRM are presented in Plate 2.1.

2.3.3 The first stage of the risk assessment is the production of a CSM which establishes whether there are any potentially unacceptable risks (potential pollutant linkages) and supports the design of the intrusive ground investigations. The subsequent GQRA then uses the findings of the ground investigations to assess if there are unacceptable or acceptable risks associated with the identified potential pollutant linkages by comparing the contaminant concentrations against appropriate Generic Assessment Criteria (GAC). A precautionary approach has been adopted for the purposes of this GQRA whereby if the assessment of the results of the ground investigation reveals unacceptable risk or uncertainty, then the assumption is that the pollutant linkage remains relevant and further action is required.

Uncontrolled when printed – Copyright © - 2022 National Highways Limited – all rights reserved

2.3.4 This report is based upon the data collected as part of the Phase 2 ground investigation. The main objective of the GQRA is to identify where risks arising from potential contamination exist so that they can be included within the land contamination mitigation measures for the Project. The results of the GQRA are presented herein.

2.3.5 Subject to the findings of the GQRA and any further assessment which may include DQRA, the requirement for remediation or other contamination mitigation measures (such as watching briefs) would be determined. The Contractor would need to develop proposals for site-specific remediation and materials management in consultation with the relevant local authority prior to implementation. The Contractor would have regard to the Remediation Options Appraisal and Outline Remediation Strategy (Application Document 6.3, Appendix 10.11) which identifies specific techniques that could be implemented by the Contractor to remediate or mitigate contamination. Where general mitigation measures are required to manage potential residual risks, this is specified in the Register of Environmental Actions and Commitments (REAC) (Code of Construction Practice (Application Document 6.3, Appendix 2.2) which the Contractor would have regard to prior to the mobilisation to the site. The REAC commitments include the implementation of watching briefs (GS028), materials management (GS006), and the steps outlined by the LCRM, such as supplementary investigations (GS001, GS018), remediation (GS027, GS026 and GS028) and verification (GS016 and GS017).

Plate 2.1 Summary of the main phases of work and their relation to the LCRM process.

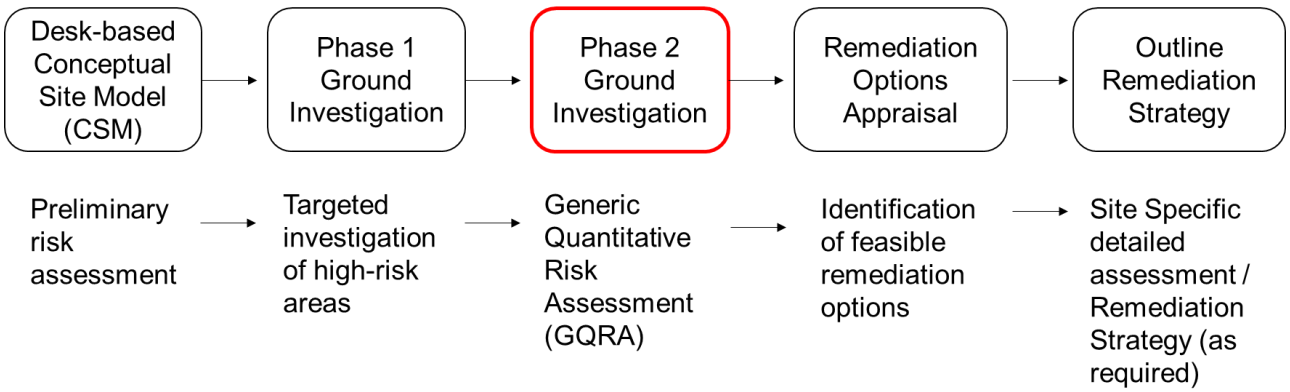

Uncontrolled when printed – Copyright © - 2022 National Highways Limited – all rights reserved

3 Data available

3.1.1 The laboratory data presented in this report was collected over the period between July 2019 and January 2021. The data comprises laboratory contaminant testing results for 481 soil and 435 soil leachate samples collected from 145 locations, and 374 groundwater samples from 43 locations, as summarised in Table 3.1. The exploratory hole locations are presented in Figure B. This figure also shows the location of the credible contaminant sources.

3.1.2 While summarised in this annex, full details of the investigation and the chemical testing are provided within the Land Based Works - Phase 2A Area 1 Package A Factual Report on Ground Investigation (Perfect Circle, 2020) and Land-based works - Phase 2A Ground Investigation Package A Long-term monitoring Addendum to factual report on post-GI gas and groundwater monitoring and sampling works (Perfect Circle, 2021).

3.1.3 For selected locations, no groundwater sample data is presented in this report either due to the laboratory data not being available, or the absence of groundwater within the groundwater monitoring wells which have been installed.

Table 3.1 Summary of environmental samples tested as of June 2022

Exploratory hole ID	Number of soil samples tested	Number of soil leachate samples tested	Number of groundwater samples tested	
			GI	LTM
BH01001	5	5	-	-
BH01001A	2	2	-	-
BH01002	3	3	2	9
BH01003	6	6	2	6
BH01004	3	3	-	-
BH01005	4	4	-	-
BH01006	8	8	-	-
BH01007	7	7	-	-
BH01008	1	1	-	-
BH01010	3	2	-	-
BH01013	4	4	-	-
BH01014	5	5	-	-
BH01015	3	3	-	-
BH01018	2	2	-	-
BH01019	2	1	-	-
BH01020	2	2	2	6
BH01021	2	2	-	-
BH01022	4	4	-	-

Uncontrolled when printed – Copyright © - 2022
National Highways Limited – all rights reserved

Exploratory hole ID	Number of soil samples tested	Number of soil leachate samples tested	Number of groundwater samples tested	
			GI	LTM
BH01023	2	2	-	-
BH01024	3	3	-	-
BH01025	2	2	4	6
BH01026	6	3	-	-
BH01027	3	3	-	-
BH01028	2	2	-	-
BH01033	3	3	2	7
BH01034	7	6	-	-
BH02001	3	2	-	-
BH02002	3	3	4	7
BH02003	5	4	-	-
BH02300	5	4	-	-
BH02301	4	3	-	-
BH02302	5	4	-	-
BH02304	5	4	-	-
BH02305	7	6	-	-
BH03001	2	2	2	8
BH03002	1	1	2	6
BH03003	2	2	2	6
BH03004	3	3	2	6
BH03005	2	2	2	6
BH03006	2	2	2	6
BH03300	5	4	-	-
BH04001	3	2	2	6
BH04004	2	2	2	6
BH04005	2	2	-	-
BH04006	2	2	2	5
BH04007	2	2	2	6
BH04008	2	1	2	6
BH04009	2	2	-	-
BH04010	2	2	2	6
BH04011	4	4	2	7
BH04012	2	2	2	8

Uncontrolled when printed – Copyright © - 2022
National Highways Limited – all rights reserved

Exploratory hole ID	Number of soil samples tested	Number of soil leachate samples tested	Number of groundwater samples tested	
			GI	LTM
BH04013	2	2	2	5
BH04014	-	-	2	6
BH04015	1	1	2	6
BH04016	2	2	-	-
BH04017	5	5	2	8
BH04019	4	4	2	8
BH04020	2	2	3	6
BH04021	-	-	2	6
BH05001	-	-	2	7
BH05002	4	2	2	6
BH05003	2	2	2	9
BH05004	3	2	2	7
BH05005	3	2	2	6
BH05006	5	4	-	-
BH05007	2	2	2	9
BH05010	2	2	-	-
BH05011	1	1	2	7
BH271/538	-	-	-	-
CT04001	-	-	-	-
CT04001A	-	-	-	-
CT04002	-	-	-	-
CT04003	-	-	-	-
CT04004	-	-	-	-
CT04005	-	-	-	-
CT04006	-	-	-	-
CT04007	-	-	-	-
CT04009	-	-	-	-
CT04010	-	-	-	-
CT04011	-	-	-	-
CT04012	-	-	-	-
CT04013	-	-	-	-
CT04014	-	-	-	-
CT04015	-	-	-	-

Uncontrolled when printed – Copyright © - 2022
National Highways Limited – all rights reserved

Exploratory hole ID	Number of soil samples tested	Number of soil leachate samples tested	Number of groundwater samples tested	
			GI	LTM
TP01001	3	3	-	-
TP01002	3	3	-	-
TP01003	5	5	-	-
TP01004	4	4	-	-
TP01005	2	2	-	-
TP01006	2	2	-	-
TP01007	2	2	-	-
TP01007A	6	6	-	-
TP01009	2	2	-	-
TP01009A	4	4	-	-
TP01010	2	2	-	-
TP01010A	4	4	-	-
TP01011	1	1	-	-
TP01011A	3	3	-	-
TP01012	5	5	-	-
TP01013	5	3	-	-
TP01013A	5	4	-	-
TP01014	2	1	-	-
TP01014A	3	3	-	-
TP01015	3	2	-	-
TP01018	3	3	-	-
TP02001	4	4	-	-
TP02002	5	5	-	-
TP02002A	3	3	-	-
TP02003	5	5	-	-
TP02004	6	5	-	-
TP02301	3	2	-	-
TP02305	5	5	-	-
TP02305A	4	4	-	-
TP03001	3	3	-	-
TP03002	1	1	-	-
TP03002A	5	5	-	-
TP03003	3	3	-	-

Uncontrolled when printed – Copyright © - 2022
National Highways Limited – all rights reserved

Exploratory hole ID	Number of soil samples tested	Number of soil leachate samples tested	Number of groundwater samples tested	
			GI	LTM
TP03004	3	3	-	-
TP03005	2	2	-	-
TP03006	1	1	-	-
TP03006A	4	4	-	-
TP03007	3	3	-	-
TP03008	3	3	-	-
TP04001	2	2	-	-
TP04002	3	3	-	-
TP04003	3	3	-	-
TP04004	5	5	-	-
WS01005	4	4	-	-
WS01007	1	1	-	-
WS01014	4	3	-	-
WS01015	1	1	-	-
WS01016	1	1	-	-
WS01017	2	1	-	-
WS01018	4	4	-	-
WS02001	5	4	-	-
WS02002	9	6	-	-
WS02003	4	2	-	-
WS02004	3	2	-	-
WS02004A	4	3	-	-
WS02005	9	8	-	-
WS02006	4	3	-	-
WS02007	6	5	-	-
WS02008	3	3	-	-
WS02008A	1	1	-	-
WS02008B	3	3	-	-
WS02307	6	6	-	-
WS02308	4	3	-	-
WS02309	4	4	-	-
WS03001	3	3	-	-
WS03002	4	4	-	-

Uncontrolled when printed – Copyright © - 2022
National Highways Limited – all rights reserved

Exploratory hole ID	Number of soil samples tested	Number of soil leachate samples tested	Number of groundwater samples tested	
			GI	LTM
WS03300	2	2	-	-
WS03300A	5	5	-	-
WS03301	5	4	-	-
WS03302	5	4	-	-
WS03304	4	4	-	-
WS03305	3	3	-	-
WS04005	2	2	2	8
WS04006	3	3	2	6
WS04007	3	2	2	6
WS04008	-	-	2	8
WS05001	2	1	2	6
WS05002	1	1	2	6
WS05003	1	1	2	6
WS05004	1	1	2	8
WS05005	1	1	2	6
Total	**481**	**435**	**89**	**285**

*Note: * = Phase 1 boreholes used for Phase 2 LTM*

- = No samples taken

GI = main Ground Investigation

LTM = Long Term Monitoring

3.1.4 Samples were tested for a range of chemical determinands across multiple chemical groups. A summary of the basic chemical groups of those determinands for soil and soil leachate testing is presented in Table 3.2. The selection of determinands for chemical testing of each sample is based upon both field observations and the information provided within the Preliminary Risk Assessment Report (Application Document 6.3, Appendix 10.6). For samples collected at locations where a specific determinand or group of determinands were unlikely to be encountered, those determinands were not included in the analysis suite. Therefore, not all samples were tested for every determinand within each chemical group.

3.1.5 Groundwater samples were analysed for various suites of determinands as both laboratory filtered and laboratory unfiltered samples. Filtering samples prior to metals analysis is good practice as water quality standards typically refer to either ‘total’ or ‘dissolved’ fractions. Filtering for other determinands may be useful where entrainment of fines has occurred but is not specified within water quality standards.

3.1.6 Details of the sample collection methodology, including whether samples were filtered onsite, are not available. Therefore, it is not possible to confirm whether

Uncontrolled when printed – Copyright © - 2022 National Highways Limited – all rights reserved

the results represent 'dissolved' or 'total' concentrations at this stage. Where determinands have recorded exceedances in both samples, the higher concentration has been assessed for the purposes of the GQRA. This may be considered to be a conservative approach but ensures the assessment remains robust. The laboratory chemical testing adopted for groundwater samples is provided in Table 3.3.

Table 3.2 Summary of soil and soil leachate laboratory chemical testing and determinands

Chemical group	Number of determinands	Maximum number of samples analysed
Soils		
Asbestos	12	439
Benzene, toluene, ethylbenzene, and xylenes (BTEX) and methyl tert-butyl ether (MTBE)	8	440
Explosives	10	48
Inorganics	7	441
Metals	16	442
Organotins	7	114
Other (e.g., organic carbon, pH etc)	6	445
Polycyclic Aromatic Hydrocarbons (PAH)	17	440
Polychlorinated Biphenyls (PCB)	20	114
Pesticides	69	48
Phenolics	4	441
Semi-Volatile Organic Compounds (SVOC)	40	148
SVOC Tentatively Identified Compounds (TIC)	2	117
Total Petroleum Hydrocarbons (TPH)	16	297
TPH Criteria Working Group (CWG)	25	145
Volatile Organic Compounds (VOC)	48	117
VOC TIC	1	59
VOC/SVOC*	8	117
Radionuclides	24	33
Soil leachate		
Inorganics	11	435
Metals	16	435
Phenolics	4	433
Other (Conductivity)	1	5

*Note: * Grouping adopted for determinands which fall into both VOC and SVOC groups.*

Uncontrolled when printed – Copyright © - 2022
National Highways Limited – all rights reserved

Table 3.3 Summary of groundwater laboratory chemical testing

Chemical group	Number of determinands*	Maximum number of samples analysed
Groundwater (GI)		
BTEX and MTBE	8	88
Inorganics	19	88
Metals	19	87
Organotins	1	10
Other (e.g., dissolved solids, pH etc)	9	88
PAH	17	87
PCB	19	9
Pesticides	299	33
Surrogate	1	10
Phenolics	5	88
SVOC	41	34
SVOC TIC	2	11
TPH	1	88
TPH CWG	18	88
VOC	48	11
VOC TIC	2	3
VOC/SVOC**	8	11
Groundwater (LTM)		
BTEX and MTBE	8	280
Inorganics	24	284
Metals	30	284
Organotins	1	19
Other (e.g., dissolved solids, pH etc)	9	284
PAH	17	278
PCB	19	19
Pesticides	307	44
Surrogate	1	19
Biological	7	5
Phenolics	5	281
SVOC	41	77
SVOC TIC	2	34
TPH	1	280

Uncontrolled when printed – Copyright © - 2022
National Highways Limited – all rights reserved

Chemical group	Number of determinands*	Maximum number of samples analysed
TPH CWG	19	280
VOC	48	38
VOC TIC	2	35
VOC/SVOC**	8	77

*Note: * Number of determinands includes both total and dissolved determinands.*
*** Grouping adopted for determinands which fall into both VOC and SVOC groups.*

3.1.7 The data has been cross-referenced against the relevant geological formation, using information obtained from the most-recent AGS 4.0 data file "C-AGSF-X-X-X-F-X-X-X-0001 4.0.4" (dated 7 July 2020) provided by Perfect Circle. It should be noted that some samples are from strata which have not been assigned a geological formation and that not every stratum listed was encountered in every location. This information is presented in Table 3.4.

Table 3.4 Summary of analysed samples and associated strata

Strata	Sample depth range (m bgl*)	Number of samples analysed		
		Soil	Soil leachate	Groundwater
Topsoil	0.05 - 0.60	74	63	-
Made Ground	0.00 - 3.20	152	129	-
Head Deposits	0.10 - 5.25	75	68	-
Alluvium	0.20 – 10.00	29	28	100
River Terrace Deposits	0.50 - 16.65	7	7	26
Alluvium/ River Terrace Deposits				34
London Clay	1.30 - 1.40	1	1	-
Harwich Formation	-	-	-	11
Lambeth Group	3.00 - 3.10	1	1	-
Thanet Formation	0.30 - 6.60	36	35	-
River Terrace Deposits/ White Chalk Subgroup	-	-	-	9
White Chalk Subgroup	0.20 - 22.15	106	104	194
Total number of samples	-	**481**	**435**	**374**

*Note: * m bgl - metres below ground level*

3.1.8 The ground gas monitoring dataset available as of April 2021 covers the period between August 2019 and January 2021. This comprises ground gas monitoring of 73 locations over various rounds of monitoring visits, as summarised in Table 3.5.

Uncontrolled when printed – Copyright © - 2022
National Highways Limited – all rights reserved

3.1.9 Concentrations of methane, carbon dioxide, oxygen, hydrogen sulphide and carbon monoxide were recorded together with groundwater temperature, groundwater depth and atmospheric pressure. Concentrations of VOC were also recorded with a PID.

Table 3.5 Gas monitoring locations, response zones and dates

Exploratory hole ID	Depth of response zone (m)	Response zone strata	Number of monitoring visits**	Date of first monitoring round	Date of last monitoring round
BH02305	1.30 - 3.60	Made Ground/ Head	9	01/05/2020	01/12/2020
WS02008	0.30 - 3.50	Made Ground	13	18/10/2019	02/10/2020
WS01007	1.00 – 3.00	Head	20	04/09/2019	30/09/2020
WS02307	1.20 – 4.00		6	01/05/2020	26/11/2020
BH04006*	2.20 - 5.10	Alluvium/ River Terrace Deposits	14	17/10/2019	13/01/2021
BH04021	6.70 – 10.75		14	16/10/2019	06/01/2021
WS04008	3.50 – 5.00		4	06/11/2019	19/02/2020
BH05011	0.80 – 14.60		19	12/09/2019	03/11/2020
BH04007	2.30 - 3.50	Alluvium	3	29/10/2019	22/01/2021
BH04008	3.50 - 4.75		14	17/10/2019	06/01/2021
BH05005	1.30 – 4.00		2	29/11/2019	15/01/2021
WS04005	1.25 – 3.00		16	10/10/2019	06/01/2021
WS04006	1.30 – 3.00		13	16/10/2019	17/09/2020
WS04007	1.30 – 3.00		13	17/10/2019	31/07/2020
WS05001	1.30 – 3.00		12	17/10/2019	31/07/2020
WS05002	2.00 – 5.00		12	12/09/2019	06/12/2020
WS05003	0.80 – 4.00		20	29/08/2019	31/07/2020
WS05004	1.80 – 5.00		18	29/08/2019	04/08/2020
WS05005	1.30 – 5.00		18	29/08/2019	31/07/2020
BH04019	16.00 – 19.00	River Terrace Deposits	1	-	18/02/2020
BH05001	13.80 - 17.30		12	01/11/2019	20/01/2021
BH01002	15.00 – 18.00	Harwick Formation	1	-	11/03/2020
BH01006	4.50 – 8.00	Thanet Formation	14	18/03/2020	04/12/2020
BH01007	1.25 - 4.55		15	18/10/2019	01/10/2020
BH01010	2.50 - 4.60		22	03/08/2019	16/06/2020
BH01018	1.60 – 3.00		22	09/08/2019	16/06/2020

Uncontrolled when printed – Copyright © - 2022
National Highways Limited – all rights reserved

Exploratory hole ID	Depth of response zone (m)	Response zone strata	Number of monitoring visits**	Date of first monitoring round	Date of last monitoring round
BH01019*	2.70 - 5.20	Thanet Formation / Chalk	4	15/08/2019	14/01/2021
BH01026*	1.30 - 2.10		23	15/08/2019	02/12/2020
WS02002*	1.30 - 2.20	Head / Chalk	5	07/05/2020	18/11/2020
BH01003	65.60 - 71.70	Chalk	2	11/11/2019	11/03/2020
BH01013	9.00 – 12.00		26	06/08/2019	02/12/2020
BH01020	52.50 – 60.00		2	04/03/2020	10/03/2020
BH01023	19.50 – 25.00		1	-	03/03/2020
BH01025	60.00 - 65.75		21	-	28/11/2019
BH01033	49.00 – 55.00		1	-	03/03/2020
BH02001	0.80 - 2.80		19	06/09/2019	24/09/2020
BH02002	54.00 – 60.00		1	-	13/03/2020
BH02300	15.00 – 25.00		3	03/11/2020	01/12/2020
BH02301	20.00 – 25.00		3	03/11/2020	01/12/2020
BH02302	20.00 – 25.00		1	-	06/01/2021
BH02304	20.00 – 35.00		10	01/05/2020	01/12/2020
BH03004	31.00 - 41.50		1	-	05/03/2020
BH03005	4.50 – 35.00		1	-	12/03/2020
BH03006	44.00 - 49.75		4	30/10/2019	18/12/2020
BH03300	40.00 – 45.00		7	01/05/2020	01/12/2020
BH04001	14.00 – 20.00		13	09/10/2019	29/09/2020
BH04004	7.75 - 11.25		1	-	06/03/2020
BH04010	20.00 – 26.00		19	04/10/2019	20/01/2021
BH04012	10.00 – 16.00		1	-	29/10/2019
BH04014	30.00 – 38.00		1	-	19/02/2020
BH04017	29.00 - 34.90		1	-	25/02/2020
BH04020	19.80 - 27.85		3	11/11/2019	06/01/2021
BH05003	38.00 – 44.00		2	28/02/2020	22/01/2021
BH05004	31.50 - 37.50		2	06/03/2020	15/01/2021
BH05007	31.50 - 37.25		2	30/10/2019	07/11/2019
WS01005	1.80 – 3.00		13	17/10/2019	01/10/2020
WS01014	1.80 – 3.00		14	18/10/2019	24/09/2020
WS01015	1.30 – 3.00		20	09/09/2019	24/09/2020
WS01016	1.30 – 3.00		20	09/09/2019	24/09/2020

Uncontrolled when printed – Copyright © - 2022
National Highways Limited – all rights reserved

Exploratory hole ID	Depth of response zone (m)	Response zone strata	Number of monitoring visits**	Date of first monitoring round	Date of last monitoring round
WS01017	1.30 - 2.70		21	06/09/2019	24/09/2020
WS02001	1.30 – 3.00		4	14/05/2020	18/11/2020
WS02003	1.30 – 3.00		11	18/03/2020	07/10/2020
WS02004A	1.30 – 3.00		12	18/03/2020	18/11/2020
WS02006	1.30 - 4.60		5	07/05/2020	18/11/2020
WS02007	1.75 – 5.00		5	01/05/2020	06/10/2020
WS02308	1.75 – 5.00		4	07/05/2020	06/10/2020
WS02309	1.75 – 5.00		5	01/05/2020	06/10/2020
WS03001	1.30 - 2.50		10	14/11/2019	02/10/2020
WS03300A	1.75 – 5.00		6	01/05/2020	18/11/2020
WS03301	2.00 – 5.00		4	07/05/2020	06/10/2020
WS03302	1.75 – 5.00		5	01/05/2020	06/10/2020
WS03304	1.75 – 5.00		4	01/05/2020	06/10/2020
WS03305	2.00 – 5.00		5	07/05/2020	18/11/2020

*Note: * = Well screens multiple stratums.*

*** = Number of monitoring visits where gas was recorded.*

Uncontrolled when printed – Copyright © - 2022
National Highways Limited – all rights reserved

4 Preliminary conceptual site model

4.1 Credible sources of contamination

4.1.1 The PRA Report (Application Document 6.3, Appendix 10.6) was produced to outline the potential risks arising from contaminated soil and groundwater present along the Project route in the form of a Conceptual Site Model (CSM). Credible contaminant sources relevant to the Project were identified. This process provides a robust assessment that aligns with the tiered approach for risk assessment set out in LCRM (Environment Agency, 2021). The CSM is built upon and refined by subsequent tiers of assessment (including GQRA and DQRA, if required) which would be completed during detailed design.

4.2 Potential contaminants of concern and analysis

4.2.1 Key contaminants of concern (COC) were identified in the PRA Report (Application Document 6.3, Appendix 10.6). The COC associated with the credible sources of contamination falling within the Package A area included:

a. Petroleum hydrocarbons

b. PAH

c. Inorganics

d. Metals

e. Asbestos

f. VOC

g. SVOC

h. Pesticides

i. Ammoniacal nitrogen

j. PCB

k. Phenolics

l. MTBE

m. Radium

n. Explosives

o. Hazardous gases

4.2.2 The assessment of land affected by contamination is a continuous process of refinement. This stage of the risk assessment is intended to identify where potential risks arising from potential contamination may exist along the Project

Uncontrolled when printed – Copyright © - 2022 National Highways Limited – all rights reserved

route and not to fully delineate the extent or severity of any contamination which may exist. The environmental data presented herein has facilitated a robust assessment of the likely areas which may present a potential risk.

4.2.3 The Phase 1 and 2 ground investigations have identified areas where potential risks to receptors may exist. The results of the risk assessment presented herein have been used to support future detailed design and remediation stages of the development.

4.2.4 The PRA report (Application Document 6.3, Appendix 10.6) highlighted an electricity substation (HLU0206), a sheep wash (HLU0207), Gravesend Airport Perimeter Road – Northeast and Southeast (HLU0213 and HLU0322), Esso A2 Westbound Petrol Filling Station (HLU0215), Henhurst Road Contractors Depot (HLU0220), Singlewell Service Station (HLU0224), a chalk pit (HLU0309), the former Gravesend Airport (HLU0321), and Southern Valley Golf Course (HLU0324) as medium risk sites within the Package A area.

4.2.5 To the south of Singlewell Service Station (HLU0224), a further site resembling the layout of a petrol filling station (PFS) was identified on historical mapping by the PRA report. The location of this historical PFS lies between the existing A2 and pre-2007 route of the A2. If present, it may therefore have been decommissioned as part of the associated re-alignment earthworks, although this assumption is unconfirmed. Therefore, it is possible that a PFS related source could extend further south, beyond the existing Singlewell Service Station boundary.

4.2.6 It is considered that the risks associated with an electricity substation (HLU0206), a sheep wash (HLU0207), Henhurst Road Contractors Depot (HLU0220), Gravesend Airport Perimeter Road – Northeast and Southeast (HLU0213 and HLU0322), Singlewell Service Station (HLU0224), including the historic PFS further south, a chalk pit (HLU0309), and the former Gravesend Airport (HLU0321) could be dealt with by the main works contractor's implementation of standard protocols, further assessment and mitigation as detailed in the REAC as required. The REAC commitments include the implementation of watching briefs (GS028), materials management (GS006), and the steps outlined by the LCRM, such as supplementary investigations (GS001, GS018), remediation (GS027, GS026 and GS028) and verification (GS016 and GS017).

4.2.7 Therefore, for credible sources of contamination, where contractual commitments outlined in the REAC are applicable, the risk to receptors has been downgraded from medium to low, and do not require any further assessment by the main works contractor, at this stage.

4.2.8 The existing Esso A2 Westbound PFS (HLU0215) and Southern Valley Golf Course (HLU0324) are still considered to represent a medium risk to receptors due to the presence of known contamination (e.g., fuel tanks and asbestos fibres in soils) and likely disturbed caused by the proposed route. In addition, a nursey (HLU0330) has been updated to medium risk to receptors due to the proposed main route alignment cutting, a bridge and a utility corridor crossing the credible source. Therefore, further assessments by main works contractor are considered necessary.

Uncontrolled when printed – Copyright © - 2022 National Highways Limited – all rights reserved

The Esso A2 Westbound PFS (HLU0215) should not be confused with the former A2 Eastbound Petrol Filling Station (HLU0214), which was demolished sometime between 2008 and 2011 (Environmental Systems Research Institute (Esri), 2022). It is understood that remediation works were completed and approved by the Environment Agency (EA). It Is further understood that elements of the Project's temporary and permanent works are proposed to cross the former PFS. The REAC outlines a commitment (GS030) for the main works contractor to consult with the EA on works occurring within the boundary of the PFS prior to works commencing, ensuring that the proposed works do not compromise any past and ongoing remediation at the former PFS.

4.3 Refining the conceptual site model

4.3.1 The initial stage of assessment as outlined in the LCRM guidance is the production of a CSM. The next stage of assessment is to review and refine the CSM and the credible contaminant sources that fall within the Package A area, and to undertake intrusive investigation.

4.3.2 The review of the credible contaminant sources included a desk-based assessment of the project alignment and proposed works in each area to assess if those sources could be dealt with following best practice and taking into account the measures secured within the Code of Construction Practice and REAC (Application Document 6.3, Appendix 2.2). The sources were given a revised risk rating on this basis. This assessment is presented in the Generic Quantitative Risk Assessment table in Annex A-A.

4.3.3 The Phase 2 ground investigation has targeted the main route alignment and areas where proposed intrusive works are planned as part of the construction phase. Where exploratory locations have recorded an exceedance of the applicable GAC and fall within a credible source of contamination identified within the CSM, it suggests that the exceedances may be reflective of potential impact from that particular source. Where the GAC are exceeded, the results would be evaluated to determine whether the level of risk is acceptable or whether further assessment would be required to be completed at the detailed design stage of the Project.

Uncontrolled when printed – Copyright © - 2022
National Highways Limited – all rights reserved

5 Assessment of data

5.1 Introduction

5.1.1 A GQRA has been undertaken to determine the significance of the measured concentrations of contaminants from the chemical analysis. The GQRA compares measured concentrations of contaminants in the soil, soil leachate, and groundwater samples with applicable Generic Assessment Criteria (GAC). An assessment of the ground gas has also been undertaken against industry standard screening values.

5.1.2 The selection of applicable GAC is described in the sections below, along with the results of the assessment and a discussion of the findings.

5.1.3 Following the LCRM process and based on the potential pollutant linkages associated with the Project, the assessment of soil and ground gases is primarily focused on the potential risk to human health receptors. The potential risks to water resource receptors are more accurately evaluated through assessment of concentrations of COC in soil leachate and groundwater. The potential risks associated with contaminants in groundwater are also assessed in relation to human health.

5.1.4 For the purposes of this assessment, laboratory analytical results which fall below the GAC are not considered to present an unacceptable risk and are therefore of low significance in relation to the contamination risks associated with the construction of the Project.

5.1.5 Exceedances of the GAC are considered further herein. It should be noted that a measured concentration greater than the GAC does not necessarily mean there is an unacceptable risk to a receptor but may indicate the need for further assessment. Based upon future data collection, updated GQRA and discussion with the relevant regulators, the requirement for DQRA will be determined, which would be undertaken during detailed design if required. Where contaminant concentrations in soil samples are below the GAC, they are considered unlikely to pose an unacceptable risk to those receptors and, therefore, warrant no further action.

5.2 Soil

5.2.1 In total, 481 soil samples were submitted for laboratory analysis from 145 locations. Samples were taken from a range of depths to provide coverage of the encountered strata. Soil samples were tested for a range of chemical determinands, which are presented in Table 3.2.

5.2.2 Headspace tests were undertaken on the soil samples to investigate the potential presence of VOCs, and a total of 704 readings were recorded. The concentrations were measured in parts per million by volume (ppm) and ranged from <0.1ppmv to 60.7ppm, with the maximum concentration recorded in soil recovered from 1.20m bgl (made ground) in BH01034. While summarised in this annex, the full results of the headspace tests carried out are shown within the borehole logs presented as part of the Land Based Works - Phase 2A Area 1 Package A Factual Report on Ground Investigation (Perfect Circle, 2020).

Uncontrolled when printed – Copyright © - 2022
National Highways Limited – all rights reserved

Selection of Generic Assessment Criteria for soil

5.2.3 The assessment of contaminant concentrations in soil is primarily focused on the potential risk to human health receptors. Human health receptors identified in the PRA Report (Application Document 6.3, Appendix 10.6) which are applicable to the Package A area include the following:

a. Construction workers

b. Operations staff

c. Road users

d. Adjacent land users - residents

e. On site and adjacent land users – public open space

f. Adjacent land users – industrial, commercial, and agricultural workers

5.2.4 The GAC were selected to provide a suitable level of protection to the identified human health receptors from onsite measured soil concentrations. In many cases, the criteria selected may be overly conservative, but provide an initial screen.

5.2.5 Human health receptors considered in this assessment include b. to f. from the above list. The risk to construction workers has not been specifically considered in this assessment. The potential risk to construction workers should be managed via general construction working practices, suitable for development of a potentially contaminated site and adherence to the relevant health and safety legislation framework.

5.2.6 The soil chemical data has been screened against the current Land Quality Management/Chartered Institute of Environmental Health (LQM/CIEH) Suitable for Use Levels (S4UL) for Public Open Space near residential housing (POS_{resi}) (Nathanail *et al*., 2015), as this is the most conservative screening scenario which applies to the Project and identified receptors. In the absence of an S4UL for lead, the Category 4 Screening Level (C4SL) for public open space - residential has been adopted (Contaminated Land: Applications in Real Environments, 2014).

5.2.7 A Soil Organic Matter content of 1% has been used in the assessment – this is the lowest Soil Organic Matter content for which S4UL criteria have been derived. It therefore represents the most conservative of the S4UL criteria.

5.2.8 Three soil samples in total from BH01034 (1 sample) and BH05002 (2 samples) were not analysed for Hexavalent Chromium. Therefore, as a precaution, the total chromium soil concentrations were compared directly to the hexavalent chromium GAC to highlight any potential risk to human health.

5.2.9 Where TPH CWG analysis had not been undertaken for selected soil samples but speciated TPH banding analysis has been carried out, 10 TPH split carbon bands were compared directly to the GAC for lowest of the corresponding speciated aliphatic and aromatic hydrocarbons.

Uncontrolled when printed – Copyright © - 2022 National Highways Limited – all rights reserved

5.2.10 Although there is no specific GAC for asbestos, results have been screened against the presence of asbestos with a detection limit of 0.001%.

Soil assessment results

5.2.11 The Phase 1 Ground Investigation comprised soil samples collected from fifteen exploratory holes (BH2029, BH2031 to BH2036, BH2301, BH20302, BH2306, BH2308, BH2313, BH2316, BH2322 and BH2335) positioned within the Package A area. None of the fifteen locations recorded any exceedances of the GAC in soil samples.

5.2.12 Table 5.1 summarises the determinands which recorded exceedances above the GAC in the Phase 2 Ground Investigation. The locations of the exceedances are shown in Plate 5.1.

5.2.13 The complete soil analytical results and comparison to the screening criteria are provided in Annex A-B.

Table 5.1 Summary of exceedances recorded from soil samples

Exploratory hole ID	Depth of sample (m)	Geology	Determinand	Result (mg/kg)	GAC (mg/kg)	Chemical group
WS01018	0.40-0.60	Thanet Formation	Arsenic	216	79	Metals
BH01034	0.00	Made Ground	Chromium total	43.6	7.7*	
BH05002	0.00			23.8 18.8		
TP03006	0.10 – 0.30		Lead	4,670	630	
WS02001	0.15 – 0.15			686		
WS02008	2.00 – 2.20			3,260		
WS02008B	0.60 – 0.80			747		
	1.10 – 1.30			935		
BH01034	1.20 – 1.30**	Made Ground	Benzo(b)fluoranthene Benzo(a)pyrene Dibenz(a,h)anthracene	10.2 10.60 1.15	7.1 5.7 0.57	PAH
TP02301	0.05 – 0.05**	Topsoil	Benzo(a)anthracene Benzo(b)fluoranthene Benzo(a)pyrene Dibenz(a,h)anthracene	52.90 37.20 42.80 4.97	29 7.1 5.7 0.57	PAH
BH02302	0.05 – 0.05		Dibenz(a,h)anthracene	0.673	0.57	

Uncontrolled when printed – Copyright © - 2022
National Highways Limited – all rights reserved

Exploratory hole ID	Depth of sample (m)	Geology	Determinand	Result (mg/kg)	GAC (mg/kg)	Chemical group
WS01005	0.05 – 0.15	Made Ground	Benzo(b)fluoranthene Benzo(a)pyrene Dibenz(a,h)anthracene	14.20 11.90 1.56	7.1 5.7 0.57	
	0.15 – 0.30		Benzo(b)fluoranthene Benzo(a)pyrene Dibenz(a,h)anthracene	7.41 8.09 1.04	7.1 5.7 0.57	
WS01014	0.15		Benzo(a)pyrene	7.09	5.7	
WS02006	0.05		Benzo(b)fluoranthene Benzo(a)pyrene Dibenz(a,h)anthracene	10.20 7.71 0.77	7.1 5.7 0.57	
WS03001	0.05 – 0.15		Benzo(b)fluoranthene Benzo(a)pyrene Dibenz(a,h)anthracene	17.70 12.60 1.30	7.1 5.7 0.57	
WS03002	0.05 – 0.15**		Benzo(b)fluoranthene Benzo(b)fluoranthene** Benzo(a)pyrene Benzo(a)pyrene** Dibenz(a,h)anthracene	7.29 14.5 9.54 11.6 1.15	7.1 7.1 5.7 5.7 0.57	
WS03300A	0.20**		Benzo(b)fluoranthene Benzo(a)pyrene Dibenz(a,h)anthracene	25.8 23.1 3.68	7.1 5.7 0.57	
WS04007	0.05 – 0.10		Benzo(a)anthracene Benzo(b)fluoranthene Benzo(a)pyrene Dibenz(a,h)anthracene	60.4 64 47.8 3.32	29 7.1 5.7 0.57	
TP04002	0.15 – 0.20		Benzo(a)pyrene Dibenz(a,h)anthracene	5.74 0.692	5.7 0.57	

*Note: *Hexavalent chromium GAC to use to assess human health risk from chromium total where soil samples have not been analysed for hexavalent chromium.*

***Duplicated soil sample.*

Uncontrolled when printed – Copyright © - 2022
National Highways Limited – all rights reserved

Plate 5.1 Locations of soil samples which recorded exceedances and asbestos detections

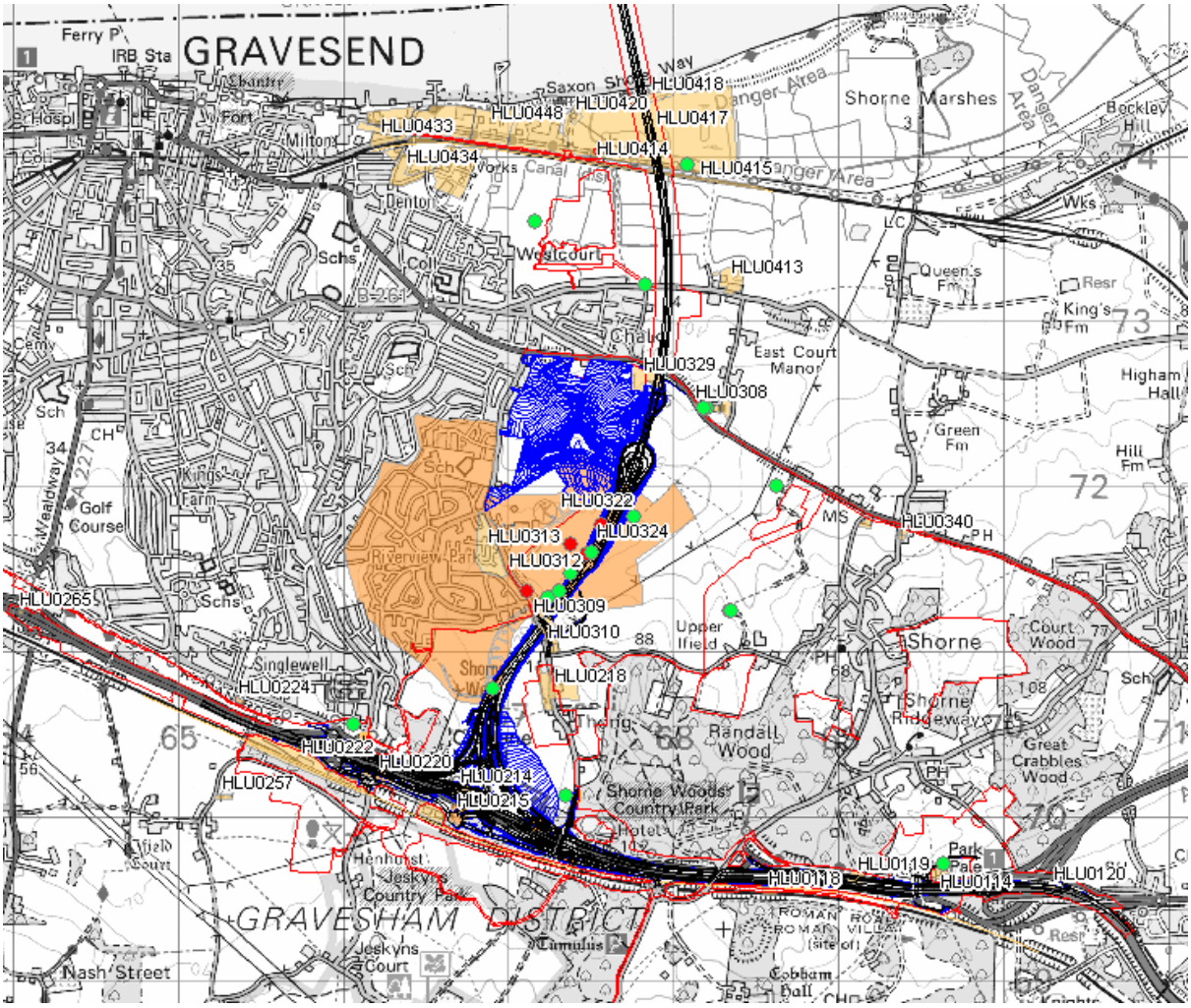

Route alignment – earthworks

Route alignment – highway alignment

Order Limits

Sample exceedance

Asbestos Detect

High risk rating HLU

Medium risk rating HLU

Low risk rating HLU

Risk ratings obtained from the Preliminary Risk Assessment Report (Application Document 6.3, Appendix 10.6)

Base map copyright: Contains Ordnance Survey data. © Crown copyright and database rights 2022. Ordnance Survey 100030649

Uncontrolled when printed – Copyright © - 2022 National Highways Limited – all rights reserved

5.2.14 With the exception of the above metals and PAH compounds, contaminant concentrations were either measured as below laboratory Method Detection Limit (MDL), or below the GAC. Only Dibenz(a,h)anthracene in WS03002 at 0.05-0.15m depth recorded an MDL of <2mg/kg above the GAC of 0.57mg/kg.

5.2.15 Although the result did not exceed the MDL, with the MDL itself being higher than the GAC, it is not clear whether or not the result has truly exceeded the GAC (or not). As such, this result will be reviewed, further data collected if necessary (depending on location, risk level and as required by the Environment Agency) and assessed as part of the detailed risk assessment undertaken during the detailed design stage. A further detailed explanation of elevated MDL results is provided in paragraph 7.1.2. The assessment to date is considered precautionary and robust.

Asbestos

5.2.16 Out of the 481 samples collected, 439 were analysed for asbestos. The analysis involved an initial screen to determine whether asbestos was identified in the sample. Where asbestos was identified in a sample, the amount of asbestos within the sample was then quantified.

5.2.17 Asbestos fibres were identified by microscopic screening in four samples. In three of the samples (BH02003 at 0.05m, WS02002 at 0.55m and WS02005 at 0.80-0.90m), the fibres were interpreted as chrysotile asbestos, with the remaining sample (WS02007 at 0.20m) interpreted as amosite asbestos. The quantity of fibres was listed as below the limit of laboratory detection (0.001%) for two of these samples (BH02003 at 0.05m and WS02005 at 0.80-0.90m).

5.2.18 Non-asbestos fibres were also detected in 23 of the samples. The full asbestos analysis results are provided in the soil screening table in Annex A-B.

Photo-ionisation detection testing results

5.2.19 The PID testing results were generally low. Only one result was above 50 parts per million (ppm). The highest reading recorded was 60.7ppm in made ground sampled from BH01034 at a depth of 1.2m bgl. Results from eight samples taken from five locations (BH01034, BH02002, TP01018, TP03006A and WS01018) were above 10ppm. While summarised in this report, the full results are presented on the exploratory hole logs in the Land Based Works – Phase 2A Area 1 Package A Factual Report on Ground Investigation (Perfect Circle, 2020).

5.3 Soil assessment discussion

5.3.1 Discrete chemical soil exceedances of arsenic, lead, total chromium, and selected PAH compounds have been identified in 20 soil samples, collected from 18 locations. In addition, chrysotile and amosite asbestos fibres have recorded in 4 soil samples from 4 locations, with 2 samples displaying fibres counts less than the laboratory detection limit (<0.001%).

5.3.2 Other determinands were detected within soil samples at concentrations below the GAC. These compounds are unlikely to pose a significant risk to human health.

Uncontrolled when printed – Copyright © - 2022
National Highways Limited – all rights reserved

5.3.3 The identified heavy metal, PAH and asbestos fibre soil contamination poses a potential risk to human health. However, the following discussions should be considered in respect to the CSM, prior to any decisions being made regarding further assessment or remediation.

5.3.4 BH01034 at 0.00m (43.6mg/kg) and BH05002 at 0.00m (23.8mg/kg and 18.8mg/kg) exhibited total chromium soil concentrations in excess of the hexavalent chromium GAC, suggesting a potential risk to human health. However, trivalent chromium is considered to make up the majority of total chromium in the natural environment. Hexavalent chromium is typically either undetected by laboratory analysis or makes up a minor fraction of total chromium in the natural environment. This argument is supported by hexavalent chromium soil concentrations being recorded below the MDL for the majority of soil samples. Therefore, the risk to human health from hexavalent chromium soil contamination is considered to be low.

5.3.5 Full descriptions of the geology encountered across the Package A area are presented in the Land Based Works – Phase 2A Area 1 Package A Factual Report on Ground Investigation (Perfect Circle, 2020).

5.3.6 36 chemical exceedances from 17 soil samples and 15 locations were recorded in the made ground, in addition to four asbestos fibre detections.

5.3.7 All asbestos fibre detects, lead, and PAH exceedances were recorded in made ground soils, which would occasionally contain demolition (e.g., brick, concrete, metals, ceramics, plastic, and glass) or pyrogenic (e.g., ash, clinker, and macadam) fragments. The demolition and pyrogenic fragments in the made ground are considered to be the source of the asbestos, lead and speciated PAH soil contamination recorded.

5.3.8 Possible asbestos containing material was noted at 0.7m in the made ground of BH01001. However, no asbestos materials and fibre were detected by laboratory analysis.

5.3.9 Ash, clinker, and a strong hydrocarbon odour was recorded in the made ground of BH01034, which exhibited elevated benzo(b)fluoranthene, benzo(a)pyrene and dibenzo(a,h)anthracene soil concentrations in a soil sample from 1.20m to 1.30m depth. The strong hydrocarbon odour noted in BH01034 corresponds to the highest headspace test reading of 60.7ppm, recorded from 1.20m to 1.30m, suggesting the presence of low concentrations of volatile organic compounds. However, the laboratory analysis did not detect any volatile organic compounds, including petroleum hydrocarbons, which could pose a vapour inhalation risk to human health. Therefore, the PAH soil exceedances identified in BH01034 are considered to be reflective of the ash and clinker in the made ground. BH01034 is not located within the footprint of a credible source of contamination but is located 15m to the northwest of an unknown contractors' compound.

5.3.10 The lead soil exceedance in WS02001, the asbestos fibres detected in BH02003, WS02002, WS02005 and WS02007, and the PAH compound (benzo(a)anthracene, benzo(a)fluoranthene, benzo(a)pyrene and dibenz(a,h)anthracace) soil exceedances in WS01014, WS02006, and WS03300A identified in the made ground can be linked to the Southern Valley Golf Course (HLU0324) and/or the former Gravesend Airport (HLU0321). These contaminants were listed as potential contaminants of concern (COC) for these

Uncontrolled when printed – Copyright © - 2022
National Highways Limited – all rights reserved

credible sources and as such the ground investigation has confirmed desk-based information outlined in the PRA report.

5.3.11 The PAH (benzo(a)fluoranthene, benzo(a)pyrene and dibenz(a,h)anthracace) soil exceedances identified in the made ground of WS01005 can be linked to a road haulier depot (HLU0125). PAHs are listed as potential contaminants of concern (COC) for this credible source and as such the ground investigation has confirmed desk-based information outlined in the PRA report.

5.3.12 The PAH (benzo(a)anthracene, benzo(b)fluoranthene, benzo(a)pyrene, and dibenzo(a,h)anthracene) soil exceedances identified in the made ground of WS04007 can be linked to the Milton Rifle Range (HLU0417). PAHs are listed as potential contaminants of concern (COC) for this credible source and as such the ground investigation has confirmed desk-based information outlined in the PRA report.

5.3.13 WS03001 and WS03002 are located between the boundaries of an infilled chalk pit (HLU0308) and a piggery (HLU0320). The speciated PAH soil contamination at these locations may be associated with the above mentioned credible contaminative sources, as it was listed as a COC in the PRA report. However, the exploratory holes are situated beneath a car park, the material of which could also be the source of the speciated PAH soil contamination.

5.3.14 The discrete lead soil contamination recorded in WS02008 and WS02008B may be associated within a disused, non-infilled, chalk pit, according to Ordnance Survey maps. The disused chalk pit was not identified as a credible contaminative source by the PRA report. However, heavy metals are known to be a COC for other chalk pits identified within the Project area.

5.3.15 The lead (TP03006) and speciated PAH (BH01034 and TP04002) soil contamination identified in the remaining exploratory holes have not been linked to any credible contaminative sources identified by the PRA report.

5.3.16 With the exception of the lead and PAH exceedances in the made ground of TP03006 (0.10-0.30m), WS02008 (2.00-2.20m) and WS04007 (0.05-1.00m), respectively, the chemical soil exceedances recorded in soil samples marginally exceeded their respective GAC. As stated in paragraph 5.2.6, the selected GACs are considered to be conservative and therefore the marginal chemical soil exceedances are considered to represent a low risk to human health.

5.3.17 Exploratory position TP02301 recorded five speciated PAH compounds exceedances in the topsoil at 0.05m, whilst a single arsenic exceedance was detected in the Thanet Formation of WS01018 at 0.40-0.50m. Neither exploratory hole record details any visual or olfactory evidence of soil contamination or anthropogenic material (e.g., made ground) that could be attributed to the chemical exceedances.

5.3.18 TP02301 is located within the Southern Valley Golf Course and PAHs are listed as a COC for this credible contaminative source within the PRA report. Therefore, the PAH exceedances in TP02301 are considered to represent localised inclusions, windborne and deposited from the wider golf course.

5.3.19 The arsenic exceedance in WS01018 is considered to be attributed to natural background concentrations, associated with diffused contamination, or localised

Uncontrolled when printed – Copyright © - 2022
National Highways Limited – all rights reserved

inclusions from historic airborne deposition, given the absence of exceedances in the overlying and underlying soils.

5.3.20 Soil contamination, which poses a potential risk to human health, has been identified at 6 locations within the proposed main route alignment and utility corridors. The human health risk in respect to the CSM is considered in the following paragraphs.

5.3.21 WS02006 (0.05m), WS02007 (0.20m), WS01014 (0.15m), BH02003 (0.05m), and TP02301 (0.05m) are located within the Southern Valley Golf Course and the proposed main route alignment cutting, which approaches the south portal tunnel to the north. The asbestos fibres and PAH soil contamination in the made ground at these locations is likely to be removed as part of the construction works in this area. As the soils in this area have recorded elevated concentrations of PAH and low levels of asbestos fibres, it is likely that the material in this area would have limited re-use potential in areas beneath clean capping or beneath hardstanding to reduce the potential risk to human receptors. As the area is in a location of proposed cutting, appropriate monitoring and mitigation measures would be required when removing the material. Validation sampling may also be required along excavation faces where made ground could be exposed. Further detail of appropriate mitigation measures is provided in the Remediation Options Appraisal and Outline Remediation Strategy report (Application Document 6.3, Appendix 10.11).

5.3.22 The risk rating of the Southern Valley Golf Course is to remain as medium, given the presence of asbestos fibres, lead and PAH soil exceedances presenting a potential risk to human health disturbance and exposure during the proposed construction works in this area.

5.3.23 BH01034 (1.20-1.30m) is located within the corridor of a proposed utility works area. The PAH soil contamination and hydrocarbon odours identified are likely to be disturbed by proposed construction or operation activities and as such a pathway may be created. Given the nature of the contaminants, it is considered that the PAH and any discrete hydrocarbon soil contamination at this location can be dealt with by standard protocols, as required by the project REAC (GS006 and GS028).

5.3.24 TP03006 (0.10-0.30m), WS01018 (0.40-0.60m), WS02001 (0.15m), WS02002 (0.55m), WS02005 (0.80-0.90m), and WS03300A (0.20m) are located within the proposed main works construction area but are not situated within any proposed earthworks areas. Although unlikely to be disturbed by development works, it is considered that the identified heavy metal, PAH and asbestos soil contamination at the above-mentioned locations, if disturbed, can be dealt with by standard protocols, as required by the project REAC (GS006 and GS028). It is also considered that the asbestos precautions and discovery strategy detailed in the Remediation Options Appraisal and Outline Remediation Strategy report (Application Document 6.3, Appendix 10.11) will be sufficient to manage the specific risks associated with asbestos soil contamination, should it be encountered during the construction works.

5.3.25 The remaining locations (TP04002, WS01005, WS02008, WS02008B, WS03002 and WS04007) with lead and PAH exceedances are located outside the proposed main works construction area. The identified soil contamination

Uncontrolled when printed – Copyright © - 2022 National Highways Limited – all rights reserved

will not be disturbed by the proposed construction or operation activities and as such it is unlikely any pathway will be created. Therefore, no further consideration is necessary, in respect to these locations and human health.

5.4 Soil leachate

5.4.1 Soil leachate analysis was undertaken on 435 samples from 145 locations within the Package A area. The samples were tested for a range of chemical determinands, which are detailed in Table 3.2.

Selection of assessment criteria

5.4.2 The assessment of soil leachate is primarily focused on the potential risk to water resources, which includes both aquifers and surface water receptors. Criteria used to protect aquifers are based on their resource potential, primarily considered for drinking water, although they may also contribute to surface water baseflow. Assessment on the basis of drinking water quality will provide protection of human receptors. Water resource receptors identified in the PRA Report (Application Document 6.3, Appendix 10.6) include both surface water and groundwater receptors. Soil leachate chemical data has been screened against GAC to provide protection to surface waters and aquifers.

5.4.3 The majority of the GAC are adopted from the UK Drinking Water Standards (DWS) and UK Environmental Quality Standards (EQS), which are considered protective of aquifers and surface waters, respectively. The DWS are generally adopted from the Water Supply (Water Quality) Regulations 2016 and the EQS are primarily from the Water Environment (Water Framework Directive) (England and Wales) Regulations 2017. Both the UK Freshwater and the Estuarine and Coastal Water (Saline) EQS have been adopted for the protection of surface waters as most of the Package A area is located inland, but the north order limit boundary borders the River Thames, which is a saline/brackish waterbody.

5.4.4 The EQS for copper, lead, manganese, nickel, and zinc are based on bioavailable values so are considered to be conservative screening values.

Soil leachate assessment results

5.4.5 Within the Phase 1 ground investigation, soil leachate analysis was undertaken on samples collected from four exploratory locations (BH2032, BH2036, BH2301 and BH2302). Soil samples collected from these locations recorded exceedances of the GAC for trivalent chromium, copper, lead, nickel, zinc, and phenol.

5.4.6 Table 5.2 summarises the determinands which recorded exceedances above the GAC. The full soil leachate assessment results are provided in Annex A-C.

5.4.7 The locations in which the exceedances were recorded are presented in Plate 5.2.

Uncontrolled when printed – Copyright © - 2022 National Highways Limited – all rights reserved

Table 5.2 Summary of exceedances recorded in soil leachate samples

Determinand	GAC			Number of samples exceeding GAC	Maximum concentration	Units
	DWS*	Freshwater EQS*	Saline EQS			
Metals						
Antimony	5	NV	NV	36	**85.9**	µg/L
Arsenic	10	50	25	8	29.4	µg/L
Boron	1,000	2,000	7,000	12	2,460	µg/L
Cadmium	5	0.08	0.2	30	**1.16**	µg/L
Chromium (hexavalent)	NV	3.4	0.6	43	**76**	µg/L
Cobalt	NV	3	3	10	**88.3**	µg/L
Copper	2,000	1 (bio)	3.76	397	**72.5**	µg/L
Lead	10	1.2 (bio)	1.3	28	**39.9**	µg/L
Mercury	1	0.07 (MAC)	0.7	19	0.309	µg/L
Molybdenum	70	NV	NV	4	628	µg/L
Nickel	20	4	8.6	73	**197**	µg/L
Vanadium	NV	20	100	10	132	µg/L
Zinc	3,000	10.9 (bio)	NV	58	**747**	µg/L
Inorganics						
Ammoniacal nitrogen as N	NV	0.6	0.021	154	**16.1**	mg/L
Chloride	250	250	NV	15	**3,240**	mg/L
Cyanide free	50	1	1	4	3.17	µg/L
Cyanide total	50	1	1	18	**53.2**	µg/L
Cyanides complex	50	1	1	17	**53.2**	µg/L
Fluoride	1,500	1,000	5,000	89	**11,000**	µg/L
Sodium	200	NV	NV	15	1,860	mg/L
Sulphate	250	400	NV	29	2,370	mg/L
Phenolics						
Phenol	5,800	7.7	7.7	1	**260**	µg/L

Note: NV – no screening criteria value.

Bold – Concentration exceeds two or more GACs.

Bio – bioavailable.

MAC – Maximum Allowable Concentration.

** UK DWS, UK EQS and other guideline values as referenced in Annex A-B.*

Uncontrolled when printed – Copyright © - 2022
National Highways Limited – all rights reserved

Plate 5.2 Locations of soil samples which recorded exceedances in soil leachate analysis

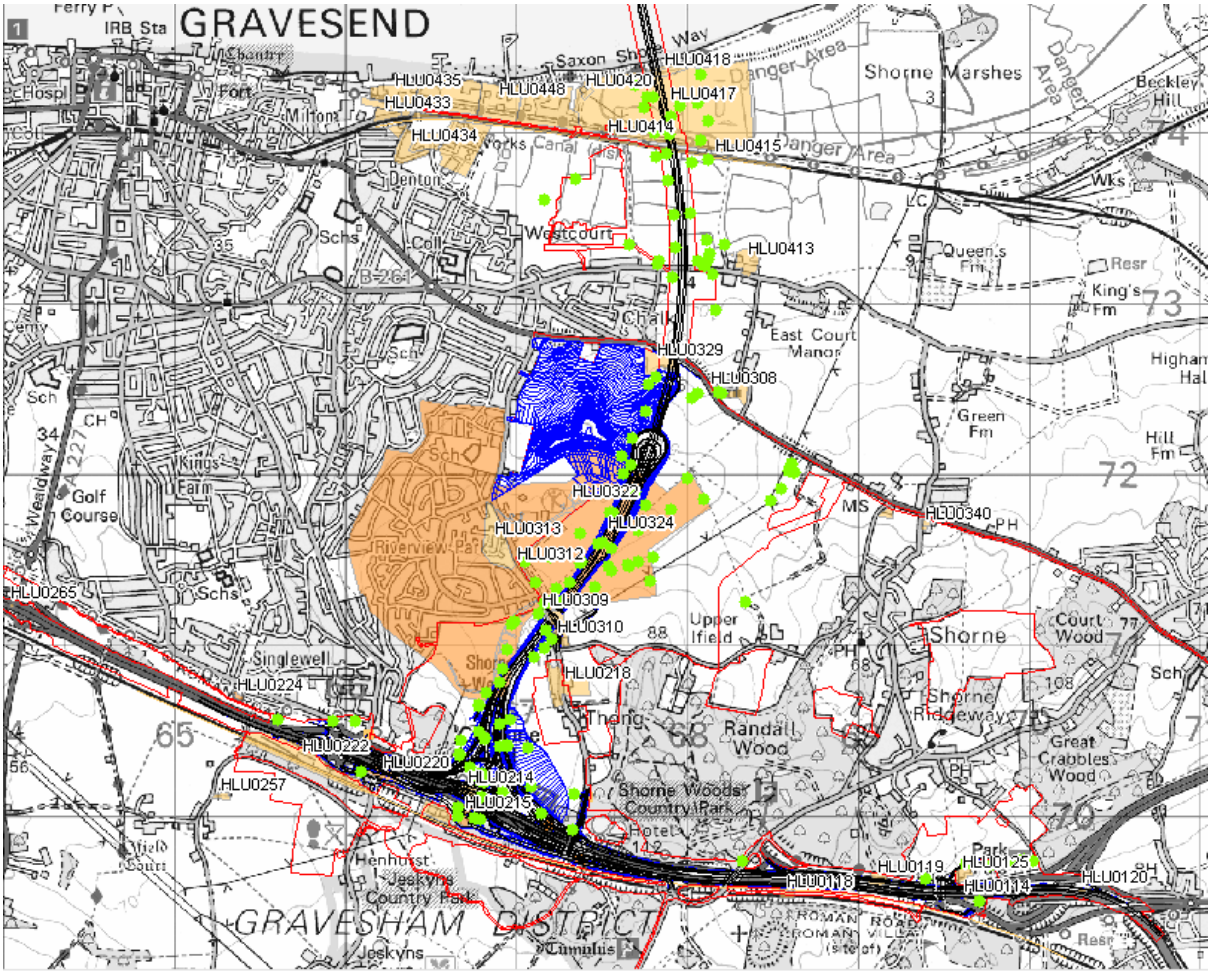

Key

- Route alignment – earthworks
- Route alignment – highway alignment
- Order Limits
- Sample exceedance
- High risk rating HLU
- Medium risk rating HLU
- Low risk rating HLU

Scale 1km

Risk ratings obtained from the Preliminary Risk Assessment Report (Application Document 6.3, Appendix 10.6)

Base map copyright: Contains Ordnance Survey data. © Crown copyright and database rights 2022. Ordnance Survey 100030649

Uncontrolled when printed – Copyright © - 2022 National Highways Limited – all rights reserved

5.4.8 The locations and the associated sample information where exceedances were recorded are presented in Annex A-C.

5.4.9 With the exception of the contaminants listed in Table 5.2, contaminant concentrations in soil leachate samples were either below the laboratory MDL or the GAC.

5.4.10 It is noted that the laboratory MDL for cadmium, chromium hexavalent, copper, and cyanide (free and total) in several samples is higher than the EQS (but below the DWS). Although the results have not exceeded the MDL, with the MDL itself being higher than the GAC, it is not clear whether or not the result has truly exceeded the GAC (or not). Further explanation of the elevated MDL results is provided in paragraph 7.1.2. The assessment to date is considered precautionary and robust.

5.5 Soil leachate assessment discussion

5.5.1 Leachate analysis was undertaken on 435 samples from 145 locations. Of these samples, 378 samples from 144 locations recorded exceedances of the GAC across the Package A area. The majority of the samples recording exceedances were collected from the natural ground (251 samples) with 127 samples collected from made ground.

5.5.2 The 127 samples of made ground recording exceedances were collected from 74 location as shown in Plate 5.3.

Uncontrolled when printed – Copyright © - 2022
National Highways Limited – all rights reserved

Plate 5.3 Locations of made ground samples recording exceedances in soil leachate analysis

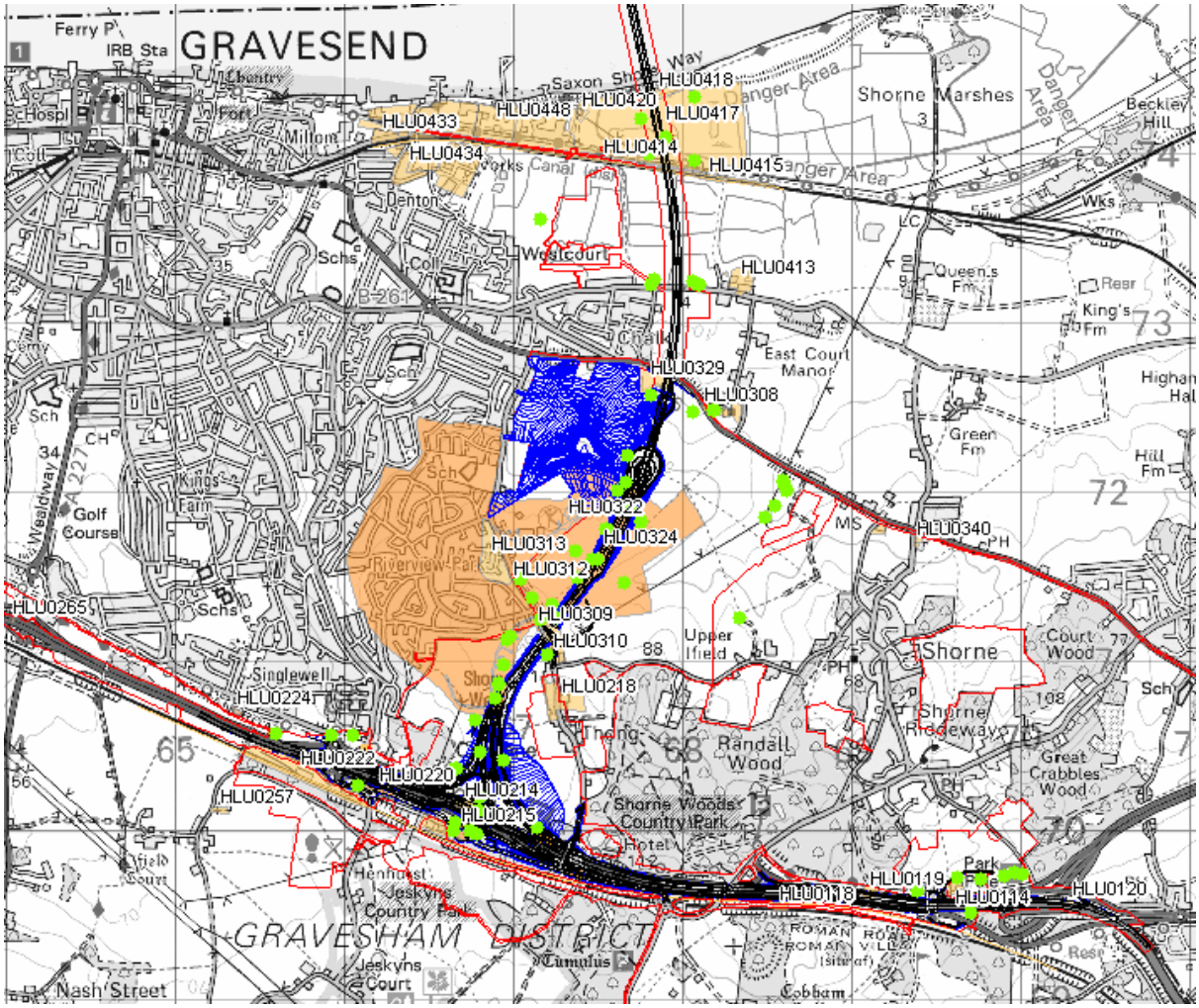

Key

- Route alignment – earthworks
- Route alignment – highway alignment
- Order Limits
- Sample exceedance
- High risk rating HLU
- Medium risk rating HLU
- Low risk rating HLU

N

Scale 1km

Risk ratings obtained from the Preliminary Risk Assessment Report (Application Document 6.3, Appendix 10.6)

Base map copyright: Contains Ordnance Survey data. © Crown copyright and database rights 2022. Ordnance Survey 100030649

Uncontrolled when printed – Copyright © - 2022 National Highways Limited – all rights reserved

5.5.3 Of these locations, two are located within Petrol Filling Station South (HLU0215), six within Southern Valley Golf Course (HLU0324), six within the former Gravesend Airport (HLU0321), nine within both the former Gravesend Airport and the Southern Valley Golf Course, five within the Met Police Shooting Range (HLU0417), one within a road haulier depot (HLU0125), and three within a disused chalk pit (not previously identified as a credible source). The remaining 42 location are positioned outside areas of credible contaminative sources and are assumed to be on agricultural or commercial land. Heavy metals were identified by the PRA report as COC associated with the above credible contaminative sources, with inorganic contaminants being typically associated with chalk pits.

5.5.4 Made ground was encountered in 77 locations, at thicknesses between 0.12m and 4.70m. Within Package A, made ground is generally associated with the Southern Valley Golf Course (HLU0324), the former Gravesend Airport (HLU0321) and localised pockets across the proposed main route alignment which are not associated with the credible sources of contamination identified in the PRA report.

5.5.5 The made ground described on exploratory hole records appears to be heterogenous, comprising fine and coarse soils, with occasional fragments of brick, concrete, metal, plastic, glass, ceramics, and rare pyrogenic materials (e.g., ash, clinker, and macadam). A strong hydrocarbon odour was recorded in the made ground of BH01034, from 1.20m to 1.30m depth, with a headspace test reading of 60.7ppm, suggesting the presence of volatile organic compounds. The above anthropogenic materials and evidence of hydrocarbon contamination could contribute to heavy metal, inorganic and organic soil and groundwater contamination. Detectable soil concentrations of PAHs and TPH compounds were recorded in made ground samples.

5.5.6 The 251 soil samples exhibiting soil leachate exceedances from natural ground were collected from 120 locations across the Package A area, as shown in Plate 5.4.

Uncontrolled when printed – Copyright © - 2022
National Highways Limited – all rights reserved

Plate 5.4 Locations of natural soil samples recording exceedances in soil leachate analysis

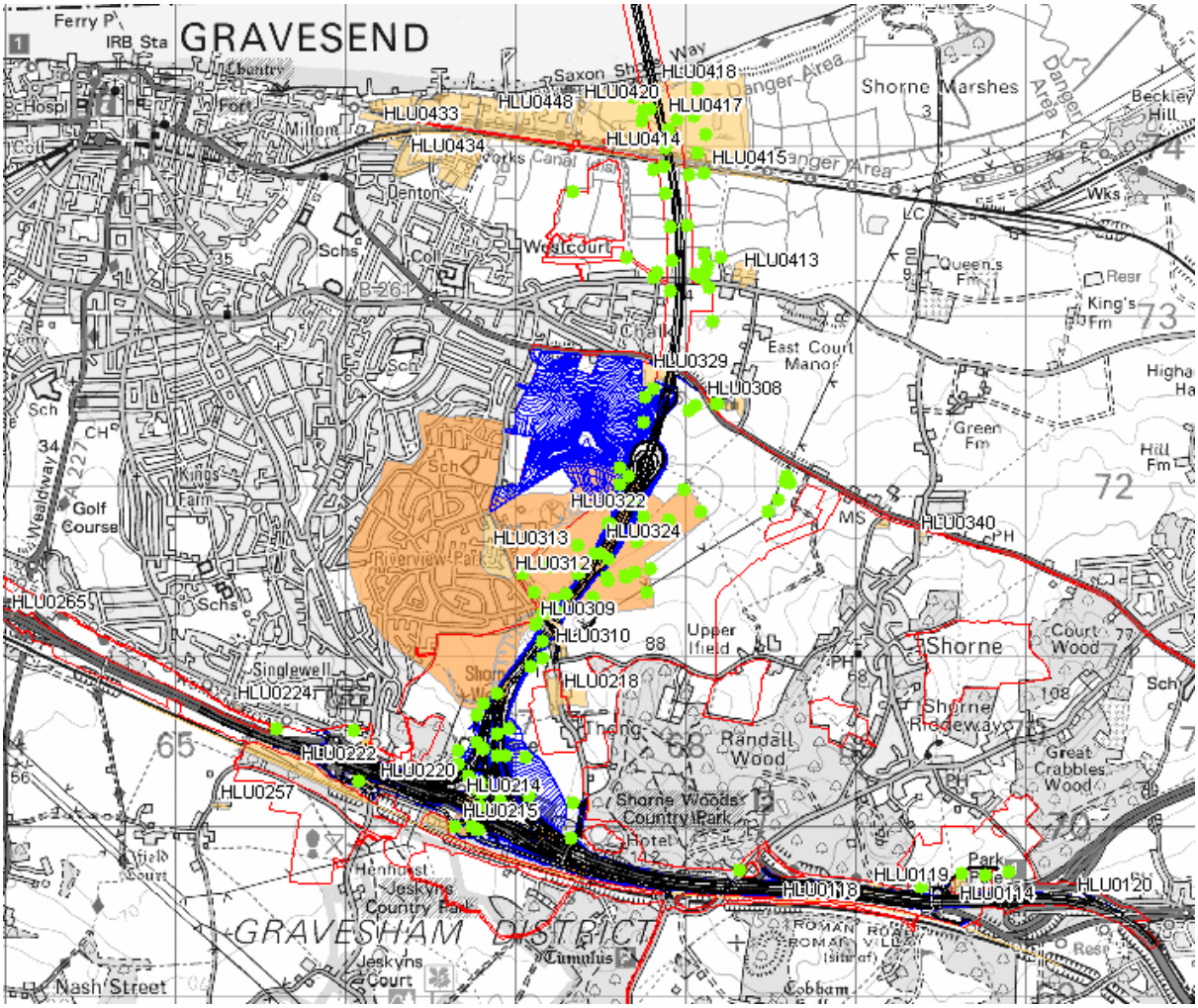

Key

- Route alignment – earthworks
- Route alignment – highway alignment
- Order Limits
- Sample exceedance
- High risk rating HLU
- Medium risk rating HLU
- Low risk rating HLU

N

Scale 1km

Risk ratings obtained from the Preliminary Risk Assessment Report (Application Document 6.3, Appendix 10.6)

Base map copyright: Contains Ordnance Survey data. © Crown copyright and database rights 2022. Ordnance Survey 100030649

Uncontrolled when printed – Copyright © - 2022 National Highways Limited – all rights reserved

5.5.7 Of these locations, one was within Petrol Filling Station South (HLU0215), two within Gravesend Airport (HLU0321),16 within Southern Valley Golf Course (HLU0324), 13 within both Gravesend Airport and Southern Valley Golf Course, 12 within the Met Police Shooting Range (HLU0417), and one within a road haulier depot (HLU0125), with the remaining 79 being located within commercial or agricultural land. Heavy metals were identified by the PRA report as COC associated with the above credible contaminative sources.

5.5.8 The natural ground soil comprised fine and coarse soils with no visual evidence of anthropogenic materials that could contribute to soil or groundwater contamination.

5.5.9 Table 5.2 and paragraph 5.5.5 suggests that a pollutant linkage, via the leachate pathway, may exist between the surface deposits (made ground and natural ground) and groundwaters beneath the site.

5.5.10 The soil leachate exceedances recorded in made ground and natural ground samples appear to have no correlation in respect to geological formation, or soil type (e.g., fine, or coarse soils). The distribution of the exceedances is either random or widespread, suggesting the soil leachate contaminants are associated with diffused contaminative sources or natural background, rather than a series of point contaminative sources.

5.5.11 The majority of made ground and natural ground soil samples exhibit contamination concentrations with exceedances of a similar order of magnitude to the EQS GAC and MDL. This supports the previous arguments that the recorded soil leachate exceedances are associated with diffused contaminative sources or natural background, rather than a series of point contaminative sources.

5.5.12 Soil leachate testing typically overestimates the dissolved contaminant concentrations which will leach into groundwaters. The comparison of eluate concentrations (derived from aggressive laboratory soil leaching tests) with water quality standards does not factor in the potential for attenuation of concentrations in the pathway between the soil source and the receptor i.e., in the unsaturated zone with potential for dilution at the water table or dilution in the receptor itself. Therefore, the subsequent soil leachate results are not considered to be representative of groundwater quality beneath the site.

5.5.13 The bioavailable EQS GACs assume the surface water receptor’s aquatic species will absorb 100% of a given contaminant through their gut, when the bioavailability percentage, in reality, is much less. Therefore, the bioavailable EQS GAC is not considered to be representative of the water environment at the site and thus this risk assessment is considered conservative.

5.5.14 A tunnel boring machine will be used to excavate the tunnel from the north portal (north of the River Thames) to the south portal (south of the River Thames). The surface soils to the north of the south portal, which have been analysed during the ground investigations, will therefore not be excavated or reused as part of proposed scheme. Consequently, these soils will remain in-situ and do not require any further consideration as part of this risk assessment.

Uncontrolled when printed – Copyright © - 2022
National Highways Limited – all rights reserved

5.5.15 The hydrocarbon odours recorded in BH01034 appear to be confined to the cohesive made ground as no evidence of contamination was recorded in the underlying cohesive natural soils. The southern area of Package A is underlain by made ground or topsoil over Head deposits (heterogeneous), occasionally the Thanet Formation (predominantly granular) and then the Chalk. Although the corresponding speciated TPH soil concentrations suggest the presence of mid to heavy end hydrocarbons (e.g., diesel, domestic oil, and heavy fuels) (CL:ARE, 2017), the unsaturated zone is considered to be at least 40m thick (according to groundwater monitoring data from BH01020, BH01025 and BH01033) and any leaching hydrocarbons will be subjected to natural attenuation process. Therefore, it is considered unlikely that hydrocarbons from BH01034 will impact groundwaters.

5.5.16 The speciated PAH detected in made ground soil samples are considered to be hydrophobic. Therefore, it is considered unlikely that PAH, detected in soil samples, will leach downwards and impact groundwaters.

5.5.17 In conclusion, given the conservative nature of the risk assessment, the magnitude and spread of the exceedances within both the made ground and natural ground soils, it is considered that there is not an unacceptable risk present to controlled waters from the soils within the Package A area.

5.5.18 To fully conclude the controlled water risk assessment, an assessment of groundwater quality beneath the Package A area has been undertaken in subsection 5.6.

5.6 Groundwater

5.6.1 The groundwater monitoring programme was undertaken in two phases: the ground investigation (GI) and the long-term monitoring (LTM).

5.6.2 The GI phase was undertaken typically at weekly intervals during the fieldwork, from August 2019 to May 2020. The LTM phase was undertaken across 12 rounds, from February 2020 to January 2021.

5.6.3 Analysis was carried out on 374 samples collected from 43 locations within the Package A area. Groundwater samples were analysed for a number of determinands as shown in Table 3.3.

Selection of assessment criteria

5.6.4 The assessment of groundwater considers the potential risk to water resource receptors (drinking water and ecological receptors). Groundwater chemical data has been screened against GAC in order to provide protection to both aquifers and surface waters. The risk to water resource receptors has also been assessed through comparison of soil leachate concentrations (detailed in Sections 5.4 and 5.5).

5.6.5 The majority of the GAC are adopted from the UK DWS and EQS, which are based on guidance from the Water Supply (Water Quality) Regulations 2016 and the Water Environment (Water Framework Directive) (England and Wales) Regulations 2017, respectively. It should be noted that the EQS for copper, lead, manganese, nickel, and zinc are based on bioavailable values so are considered to be more conservative.

Uncontrolled when printed – Copyright © - 2022
National Highways Limited – all rights reserved

Groundwater assessment results

5.6.6 Table 5.3 and Table 5.4 summarises the determinands which recorded exceedances above the GAC. The locations of the exceedances are shown in Plate 5.5 and Plate 5.6. The full assessment results are provided in Annex A-D.

5.6.7 It should be noted that samples were labelled by the laboratory as both filtered and unfiltered samples for metals. Where determinands have recorded exceedances in both samples, only the higher concentration has been included in the summary in Table 5.3 and Table 5.4. The analytical results of both the filtered and unfiltered samples are presented in Annex A-D.

Uncontrolled when printed – Copyright © - 2022
National Highways Limited – all rights reserved

Table 5.3 Summary of exceedances recorded in GI groundwater samples

Determinand	GAC			Number of samples exceeding	Maximum concentration	Units
	UK DWS*	UK freshwater EQS*	UK saline EQS			
Metals						
Arsenic	10	50	25	10	**39.2**	µg/L
Boron	1,000	2,000	7,000	18	**2,550**	µg/L
Cadmium	5	0.08	0.2	3	0.272	µg/L
Chromium (hexavalent)	NV	3.4	0.6	14	13.1	µg/L
Chromium (total)	50	4.7	0.6	39	18.3	µg/L
Chromium (trivalent) (total)	50	4.7	0.6	8	9.68	µg/L
Cobalt	NV	3	3	25	23.3	µg/L
Copper	2,000	1 (bio)	3.76	48	25.7	µg/L
Iron	200	1,000	1,000	28	**36,300**	µg/L
Lead	10	1.2 (bio)	1.3	4	**31.9**	µg/L
Manganese	50	123 (bio)	NV	44	**6,870**	µg/L
Nickel	20	4 (bio)	8.6	59	**41.6**	µg/L
Selenium	10	NV	NV	2	12.4	µg/L
Zinc	3,000	10.9	NV	38	66.4	µg/L
Inorganics						
Ammoniacal nitrogen as N	NV	0.6	0.021	76	**32.5**	mg/L
Chloride	250	250	NV	33	**9,470**	mg/L
Cyanide total	50	1	1	1	6.2	µg/L
Cyanides complex	50	1	1	1	5.75	µg/L
Fluoride	1,500	1,000	5,000	1	1,070	mg/L
Nitrate (as NO_3^-)	50	NV	NV	30	**99.9**	mg/L
Sodium	200	NV	NV	36	**3,830**	mg/L
Sulphate	250 (SO_4)	400	NV	20	**3,130**	mg/L
pH (lab)	6.5 - 9.5	6 - 9	6 - 8.5	4	11.4	pH Units

Uncontrolled when printed – Copyright © - 2022
National Highways Limited – all rights reserved

Determinand	GAC			Number of samples exceeding	Maximum concentration	Units
	UK DWS*	UK freshwater EQS*	UK saline EQS			
PAH						
Naphthalene	NV	2	2	1	**125**	
Fluoranthene	NV	0.0063	0.0063	46	**110**	µg/L
Anthracene	NV	0.1	0.1	2	**113**	µg/L
Benzo(b)fluoranthene	0.025	0.00017	0.00017	17	**135**	µg/L
Benzo(k)fluoranthene	0.025	0.00017	0.00017	10	**130**	µg/L
Benzo(a)pyrene	0.01	0.00017	0.00017	37	**126**	µg/L
Benzo(g,h,i)perylene	0.025	0.00017	0.00017	10	**131**	µg/L
Indeno(1,2,3-c,d)pyrene	0.025	0.00017	0.00017	8	**144**	µg/L
TPH						
TPH >C_5 - C_{35} Aliphatics/ Aromatics	10	50	50	41	**4400**	µg/L
BTEX						
Benzene	1	10	8	3	**2,040**	µg/L
Toluene	700	74	74	2	400	µg/L
Xylene (m & p)	250	15	15	3	**261**	µg/L
Xylene (o)	250	15	15	3	102	µg/L
Xylene (total)	250	30	30	2	363	µg/L
MTBE						
MTBE	15	15	15	1	**17**	µg/L
Phenolic						
Phenol	5,800	7.7	7.7	2	**240**	µg/L

Note: NV – no GAC value.

Bold – contaminant concentrations recorded which exceed both the UK DWS and UK EQS.

Bio – Bioavailable.

MAC – Maximum Allowable Concentration.

** UK DWS, UK EQS and other guideline values as referenced in Annex A-D.*

Uncontrolled when printed – Copyright © - 2022
National Highways Limited – all rights reserved

Table 5.4 Summary of exceedances recorded in LTM groundwater samples

Determinand	GAC			Number of samples exceeding	Maximum concentration	Units
	UK DWS*	UK freshwater EQS*	UK saline EQS			
Metals						
Arsenic	10	50	25	71	**95.3**	µg/L
Boron	1,000	2,000	7,000	66	3,160	µg/L
Cadmium	5	0.08	0.2	22	**6.69**	µg/L
Chromium (hexavalent)	NV	3.4	0.6	22	**17**	µg/L
Chromium (total)	50	4.7	0.6	137	**577**	µg/L
Chromium (trivalent)	50	4.7	0.6	8	26.2	µg/L
Cobalt	NV	3	3	71	**31**	µg/L
Copper	2,000	1 (bio)	3.76	201	783	µg/L
Iron	200	1,000	1,000	120	**46,300**	µg/L
Lead	10	1.2 (bio)	1.3	14	**10.7**	µg/L
Manganese	50	123 (bio)	NV	200	**25,700**	µg/L
Mercury	1	0.07 (MAC)	0.7	33	**1.56**	µg/L
Nickel	20	4 (bio)	8.6	186	**815**	µg/L
Selenium	10	NV	NV	5	25.2	µg/L
Vanadium	NV	20	100	6	137	µg/L
Zinc	3,000	10.9	NV	225	1,540	µg/L
Inorganics						
Ammoniacal nitrogen as N	NV	0.6	0.021	238	35.6	mg/L
Chloride	250	250	NV	96	**11,000**	mg/L
Cyanide Free	50	1	1	8	18.3	µg/L
Cyanide total	50	1	1	5	**95.9**	µg/L
Cyanides complex	50	1	1	3	**95**	µg/L
Fluoride	1,500	1,000	5,000	17	**2,430**	mg/L
Nitrate (as N)	50	NV	NV	121	**159**	mg/L
Nitrate (as NO_3^-)	50	NV	NV	3	58.3	mg/L
Sodium	200	NV	NV	98	**6,070**	mg/L

Uncontrolled when printed – Copyright © - 2022
National Highways Limited – all rights reserved

Determinand	GAC			Number of samples exceeding	Maximum concentration	Units
	UK DWS*	UK freshwater EQS*	UK saline EQS			
Sulphate	250 (SO_4)	400	NV	72	**2,080**	mg/L
pH (lab)	6.5 - 9.5	6 - 9	6 - 8.5	2	11	pH Units
PAH						
Fluoranthene	NV	0.0063	0.0063	21	0.562	µg/L
Anthracene	NV	0.1	0.1	1	0.234	µg/L
Benzo(b)fluoranthene	0.025	0.00017	0.00017	10	**0.296**	µg/L
Benzo(k)fluoranthene	0.025	0.00017	0.00017	4	**0.13**	µg/L
Benzo(a)pyrene	0.01	0.00017	0.00017	20	**0.181**	µg/L
Benzo(g,h,i)perylene	0.025	0.00017	0.00017	5	**0.161**	µg/L
Indeno(1,2,3-c,d)pyrene	0.025	0.00017	0.00017	5	**0.15**	µg/L
TPH						
TPH >C_5 - C_{35} Aliphatics/ Aromatics	10	50	50	38	**4,700**	µg/L
BTEX						
Benzene	1	10	8	11	**362**	µg/L
Xylene (m & p)	250	15	15	11	**391**	µg/L
Xylene (o)	250	15	15	10	**131**	µg/L
Xylene (total)	500	30	30	11	**522**	µg/L
Phenolic						
Phenol	5,800	7.7	7.7	6	138	µg/L

Note: NV – no GAC value.

***Bold** – contaminant concentrations recorded which exceed both the UK DWS and UK EQS.*

Bio – Bioavailable.

MAC – Maximum Allowable Concentration.

** UK DWS, UK EQS, and other guideline values as referenced in Annex A-D.*

Uncontrolled when printed – Copyright © - 2022
National Highways Limited – all rights reserved

Plate 5.5 Locations of GI groundwater samples which recorded exceedances

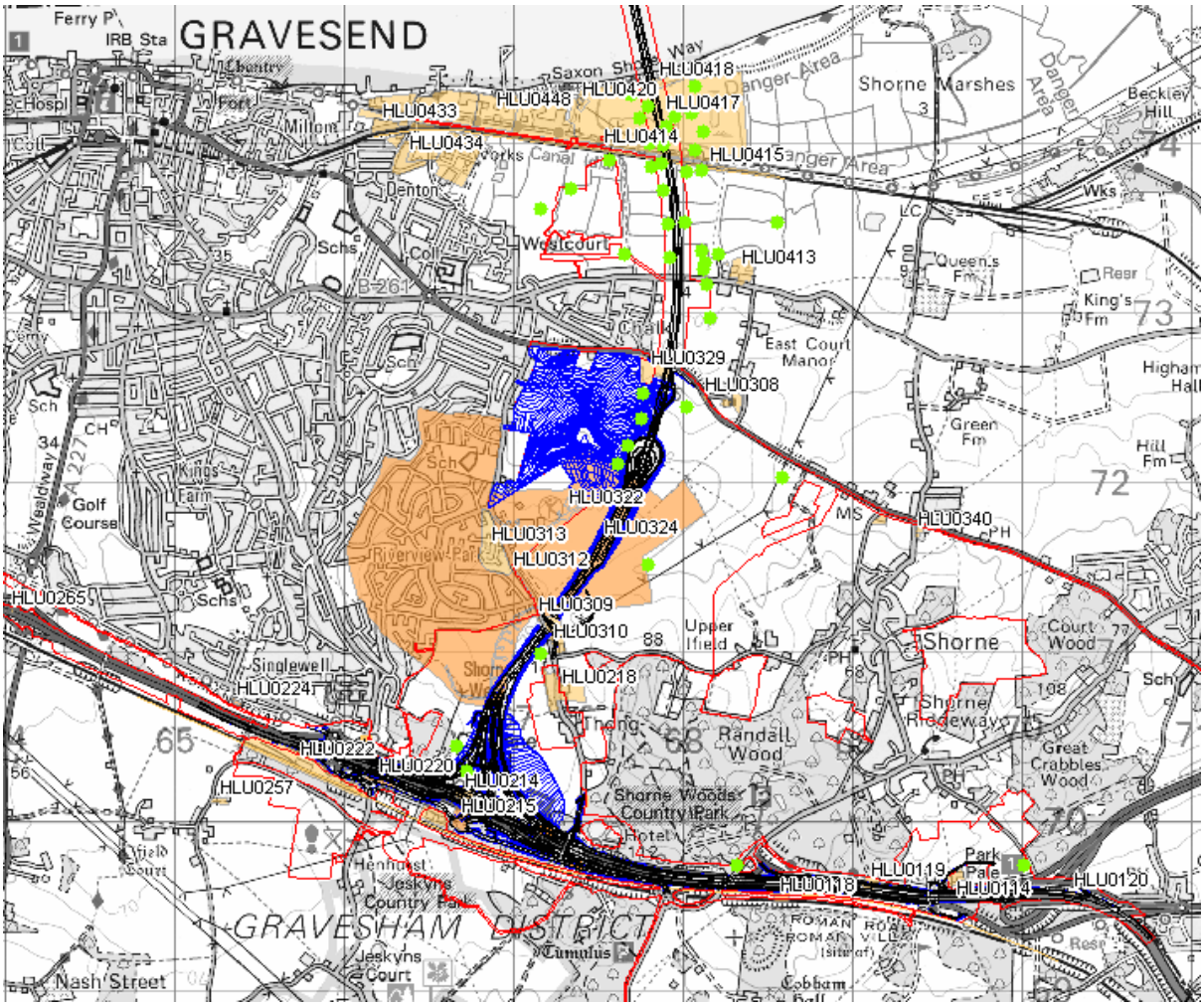

Key

- Route alignment – earthworks
- Route alignment – highway alignment
- Order Limits
- Sample exceedance
- High risk rating HLU
- Medium risk rating HLU
- Low risk rating HLU

Scale 1km

Risk ratings obtained from the Preliminary Risk Assessment Report (Application Document 6.3, Appendix 10.6)

Base map copyright: Contains Ordnance Survey data. © Crown copyright and database rights 2022. Ordnance Survey 100030649

Uncontrolled when printed – Copyright © - 2022 National Highways Limited – all rights reserved

Plate 5.6 Locations of LTM groundwater samples which recorded exceedances

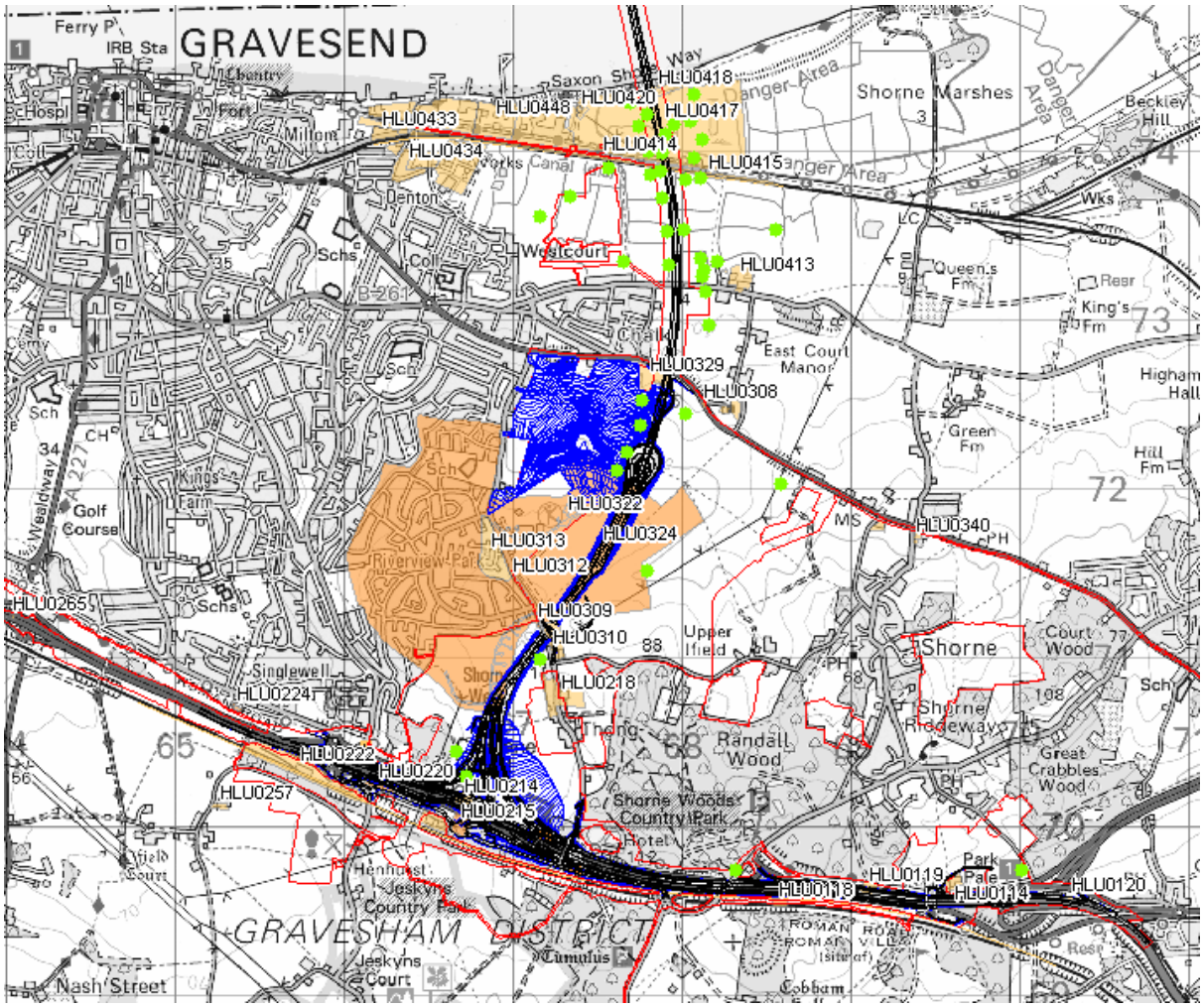

Key

Route alignment – earthworks

Route alignment – highway alignment

Order Limits

Sample exceedance

High risk rating HLU

Medium risk rating HLU

Low risk rating HLU

Scale 1km

Risk ratings obtained from the Preliminary Risk Assessment Report (Application Document 6.3, Appendix 10.6)

Base map copyright: Contains Ordnance Survey data. © Crown copyright and database rights 2022. Ordnance Survey 100030649

5.6.8 Annex A-D presents the locations and the associated sample information where exceedances were recorded.

5.6.9 The majority of groundwater sample exhibited contaminants with concentrations measured either below the MDL or below the GAC.

Uncontrolled when printed – Copyright © - 2022 National Highways Limited – all rights reserved

5.6.10 It should be noted that the MDL for metals, inorganics, PAHs, TPH, BTEX, MTBE, VOCs, SVOCs, and Organotin compounds in a large number of samples was higher than the EQS (but below the DWS). Although the results have not exceeded the MDL, with the MDL itself being higher than the GAC, it is not clear whether the result has truly exceeded the GAC (or not). Further explanation of the elevated MDL results is provided in paragraph 8.1.2. The assessment to date is considered precautionary and robust.

5.7 Groundwater assessment discussion

5.7.1 A total of 374 groundwater samples have been collected from 43 monitoring wells across the Package A Area. Of those samples, 89 samples were collected during the GI phase and 285 samples were collected as part of the LTM phase, which took place over 12 months following the completion of the intrusive works.

5.7.2 Of the groundwater samples collected, 372 samples from 43 locations recorded exceedances against the GAC.

5.7.3 Of the monitoring well response zones, 194 are within the Chalk, 100 within the Alluvium, 26 within the River Terrace Deposits, 11 within the Harwick Formation, 34 within the both the Alluvium and River Terrace Deposits, 9 within both the River Terrace Deposits and Chalk.

5.7.4 The ground model (Application Document 6.3, Appendix 10.5) for the southern portion of Package A (BH01000 to BH03000 series) indicates made ground (heterogeneous) or topsoil (cohesive) overlies Head deposits (heterogeneous), the London Clay Formation (cohesive), the Harwick Formation (granular), the Lambeth Group (heterogenous), and Thanet Formation (predominantly granular), with the Chalk present at depth. The ground model for the northern portion of Package A (BH04000 to BH05000 series) shows made ground or topsoil over Alluvium (heterogenous), the River Terrace Deposits (granular), with the Chalk at depth. Given their compositions, it is considered that the River Terrace Deposits and Thanet Formation are anticipated to be in hydraulic continuity with the Chalk, and thus act as one aquifer.

5.7.5 A review of the exploratory hole records shows that faint to strong hydrocarbon odours were recorded in BH01034, from 0.80m to 3.10m depth. Clinker was recorded in BH01034 (1.20m to 3.10m depth), WS02008 (0.80m to 2.60m depth), and WS02008B (1.10m to 1.35m depth). The remaining exploratory hole records do not show any visual or olfactory evidence of significant soil or groundwater contamination.

5.7.6 The monitoring records state that yellow water was recorded in BH04020 and WS04006 on 18 February 2020, and in WS05002 on 21 February 2020. No other evidence of discoloured groundwater was recorded. Throughout the LTM programme, it was noted by the technicians that the turbidity, redox potential, and electricity conductivity of sampled groundwaters would not stabilise in a number of monitoring wells.

5.7.7 The GI groundwater test results show widespread chemical exceedances of the GAC for most heavy metals, inorganics, PAHs and TPH, with discrete exceedances for hexavalent chromium, lead, mercury, cyanide, BTEX, MTBE and phenol. BTEX and phenol exceedances were only recorded in BH01020

Uncontrolled when printed – Copyright © - 2022 National Highways Limited – all rights reserved

during the GI monitoring programme. A MTBE groundwater exceedance was recorded in BH01025 during a monitoring round on 22 October 2019.

5.7.8 The LTM groundwater results show a similar pattern to the GI groundwater results, with the exception of PAHs and TPH becoming discrete exceedances and MTBE no longer being detected in BH01025, over the 12-month monitoring programme.

5.7.9 The dissolved chemical exceedances recorded in groundwater samples suggest that the soils or identified credible contaminative sources, associated with the proposed scheme, are impacting groundwaters and potentially receptors located down hydraulic gradient.

5.7.10 With the exception of the hydrocarbon odours and clinker recorded in BH01034, WS02008 and WS02008B, no evidence of significant groundwater contamination was recorded on exploratory hole or monitoring records. Consequently, the widespread heavy metal and inorganic chemical exceedances in groundwater are considered to represent diffused contamination or natural baseline conditions in groundwaters.

5.7.11 The majority of the discrete heavy metal, PAH and TPH groundwater exceedances cannot be attributed to the overlying geology recorded in their monitoring wells due to the absence of visual or olfactory contamination. Therefore, it is considered that the discrete heavy metal, PAH and TPH groundwater contamination identified is associated with point sources of contamination upgradient of the monitoring wells, rather than the overlying geology. For example, the BTEX and phenol groundwater exceedances recorded in BH01020 are considered to be associated with Petrol Filling Station (PFS) North (HLU0214) located 75m to the south and up hydraulic gradient of the monitoring well.

5.7.12 A lower percentage of PAH and TPH groundwater exceedances were recorded in the LTM groundwater results than in the GI groundwater results. The apparent decline in PAH and TPH groundwater exceedances (and concentrations) suggest that the source of these contaminants maybe depleting with time and therefore does not pose a long-term significant risk to controlled waters.

5.7.13 The LTM groundwater test results shows that TPH total exceedances with concentrations one or more orders of magnitude over the GAC were recorded in BH01020, BH01025, BH01033, BH04007, BH05011, and WS05002. The TPH groundwater exceedances in these monitoring wells are considered to be associated with point sources of contamination, such as the PFS North (HLU0214), a poultry farm (HLU0218), Filborough Landfill (HLU0413) and Milton Rifle Range (HLU0417). According to the PRA report (Application document 6.3, Annex 10.6), petroleum hydrocarbons are listed as COC for these credible contaminative sources.

5.7.14 The BH04000, BH05000, WS04000 and WS05000 series monitoring wells, as well as the associated credible contaminative sources (e.g., Filborough Landfill and Milton Rifle Range), are located above the bored tunnel in the Package A area. No excavation works are anticipated to the north of the south portal and therefore any groundwater exceedances in the above-mentioned monitoring well series can be discounted from this risk assessment.

Uncontrolled when printed – Copyright © - 2022 National Highways Limited – all rights reserved

5.7.15 Most of the heavy metal and inorganic groundwater concentrations recorded are a similar order of magnitude to the GACs and MDL. This supports the previous argument that most of the heavy metal and inorganic groundwater exceedances are associated with diffused contamination or natural background conditions in groundwater, rather than a series of point sources.

5.7.16 With the exception of BH01002, the majority of chloride groundwater exceedances were recorded in the BH04000, BH05000, WS04000 and WS05000 series monitoring wells, which are located on the northern portion of the Package A area, adjacent to the River Thames. Relative high chloride groundwater concentrations are considered to be associated with saline intrusion, which deteriorates groundwater quality within inland aquifers (European Environment Agency, 2003). Therefore, it is considered that the heavy metal and inorganic groundwater exceedances on the northern portion of the Package A area are attributed to saline intrusion, rather than point sources of (anthropogenic) contamination.

5.7.17 The heavy metal and inorganic groundwater exceedances recorded in BH01002 were frequently two or more orders of magnitude greater than the respective EQS GACs. The similar heavy metal and inorganic groundwater concentrations have been attributed to saline intrusions. However, it is considered that BH01002 is located too far upgradient to be associated by saline intrusion from the River Thames. The well development and groundwater sampling of BH01002 notes the sediment rich, brown, and murky groundwater, with specific/electrical conductivities between 2,000µS/cm and 3,000µS/cm. The specific conductivities in BH01002 were generally one order of magnitude greater than those recorded in other wells during the monitoring programme, except for BH04000 and BH05000 series wells. Given the absence of contaminative sources, the high heavy metal, inorganic and electrical conductivity are considered to representative of natural conditions within the Harwick Formation or poor well development.

5.7.18 The bioavailable EQS GACs assume the surface water receptor's aquatic species will absorb 100% of a given contaminant through their gut, when the bioavailability percentage, in reality, is much less. Therefore, the bioavailable EQS GAC is not considered to be representative of the water environment at the site and thus the risk assessment is considered conservative.

5.7.19 In conclusion, it is considered that the widespread groundwater exceedances recorded during the monitoring programme are associated with diffused groundwater contamination, natural baseline groundwater quality and/or saline intrusion. Consequently, the widespread groundwater exceedances are not considered to warrant remediation to facilitate the Project.

5.7.20 Groundwater exceedances associated with the BH04000, BH05000, WS04000 and WS05000 series monitoring wells have been discounted from the risk assessment as they are located above the bored tunnel and are unlikely to be encountered during construction works.

5.7.21 BH01020, BH01033 and former PFS North (HLU0214) are located within the boundary of the main route alignment. It is understood that a temporary access road is proposed across the PFS, which has been identified in the Environmental Statement for the Project as a high-risk site. It is further

Uncontrolled when printed – Copyright © - 2022
National Highways Limited – all rights reserved

understood that remediation works were carried out following the demolition of the former PFS and approved by the EA. The main works contractor is to consult the EA to ensure the proposed works do not compromise any ongoing remediation works at the former PFS. Therefore, it is considered that any TPH groundwater contamination (BH01020 and BH01033) associated with PFS North (HLU0214) will be managed through commitments outlined in the REAC (GS030).

5.7.22 BH01025 is located outside the boundary of the proposed earthworks area. TPH groundwater contamination at this location is considered to be associated with a poultry farm (HLU0218), a credible contaminative source located outside the main works construction area and owned by third parties. Thus, there is no obligation to further investigate and remediate the TPH groundwater contamination from the offsite source of contamination. However, should any localised TPH groundwater contamination, associated with offsite credible contaminative sources, affect the Project or be encountered during the earthworks and tunnel boring works, it is considered this will be dealt by the implementation of standard protocols outlined in the REAC (GS001, GS016, GS017, GS026, GS028, and RDWE020).

5.8 Ground gas

5.8.1 Ground gas monitoring was undertaken at 73 locations across the Package A area as part of the specification for the wider Project. A summary of the ground gas monitoring visits undertaken is provided in Table 3.5. The exploratory positions were installed principally to monitor groundwater so were not installed specifically for ground gas monitoring. There is not considered to be a high risk from ground gases in the Package A area, but the results of the ground gas monitoring have been reviewed to understand where any potential risks could be located.

5.8.2 As part of the Phase 1 ground investigation as detailed in the Generic Quantitative Risk Assessment for the Phase 1 Investigation (Appendix 10.8, Document Number 6.3), it is understood that one round ground gas monitoring was undertaken at 7 monitoring wells within the Package A area. No exceedances were recorded at monitoring wells within the Package A area, in respect to the lower explosive limit (LEL), human toxicity thresholds and workplace exposure limits, for methane, carbon dioxide, hydrogen sulphide and carbon monoxide.

5.8.3 In line with the approaches outlined in the guidance documents Construction Industry Research and Information Association (CIRIA) Assessing Risks Posed by Hazardous Ground Gases to Buildings (C665) (CIRIA, 2007) and British Standard (BS) 8485: Code of Practice for the Design of Protective Measures for Methane and Carbon Dioxide Ground Gases for New Buildings (British Standards Institution, 2019), the monitoring results have been reviewed in the context of the CSM for the Package A area.

Sources of Ground Gas

5.8.4 Methane and Carbon dioxide can originate from a variety of natural and anthropogenic sources. The main sources which can generate ground gases include organic or alluvial deposits, landfills, buried waste, made ground or

Uncontrolled when printed – Copyright © - 2022
National Highways Limited – all rights reserved

contamination. Within the Package A area, the main sources which have the potential to generate ground gases include the list of identified credible sources below:

a. HLU0114 – Potentially infilled pond (within Order Limits)

b. HLU0118 – Former poultry yard (within Order Limits)

c. HLU0119 – Brickyard and kilns (within Order Limits)

d. HLU0120 – Cole Wood chalk pit (within Order Limits)

e. HLU0137 – Cobham Farm (within Order Limits)

f. HLU0208 – Chalk pit (within Order Limits)

g. HLU0213, HLU0313, HLU0321 and HLU0322 – Former Gravesend Airport (within Order Limits)

h. HLU0214 – Former A2 Eastbound Petrol Filling Station (PFS) (within Order Limits)

i. HLU0215 – Esso A2 Westbound PFS (within Order Limits)

j. HLU0218 – Poultry farm, Thong Lane (within Order Limits)

k. HLU0220 – Henhurst Road Construction Depot (within Order Limits)

l. HLU0224 – Singlewell Service Station (within Order Limits)

m. HLU0265 – Petrol filling station (within Order Limits)

n. HLU0308 – Chalk pit (within Order Limits)

o. HLU0309 – Chalk pit (within Order Limits)

p. HLU0310 – Chalk pit (within Order Limits)

q. HLU0312 – Unknown pit (within Order Limits)

r. HLU0320 – Piggery (within Order Limits)

s. HLU0329 – Viewpoint Place, farmyard (within Order Limits)

t. HLU0340 – Court Lodge Farm (within Order Limits)

u. HLU0341 – Crown Garage (within Order Limits)

v. HLU0342 – Fair Folly Garage (within Order Limits)

w. HLU0343 – Former Greenway Petrol Filling Station (within Order Limits)

x. HLU0413 - Filborough Landfill (within Order Limits)

Uncontrolled when printed – Copyright © - 2022
National Highways Limited – all rights reserved

y. HLU0414 – Thames and Medway Canal (within Order Limits)

z. HLU0418 – Clay pit (within Order Limits)

aa. HLU0422 – Infilled gravel pit west of Filborough Landfill (within Order Limits)

bb. HLU0437 – Sewage works (within Order Limits)

cc. HLU0443 – Denton-Comma Oil Landfill (within Order Limits)

5.8.5 The dates of filling and the location with respect to Order Limits and study area for the identified pits and landfills listed above are presented in Table 5.5.

Table 5.5 Summary of details for potential sources of ground gas

Source	HLU Number	Location with respect to Order Limits and study area	Approximate dates of filling	Additional details
Infilled pond	HLU0114	Within Order Limits	1907 – 1931	
Former poultry farm	HLU0118	Within Order Limits	NA	
Brickyard and kilns	HLU0119	Within Order Limits	NA	
Cole Wood Chalk pit	HLU0120	Within Order Limits	1910 – 1931	
Cobham Farm	HLU0137	Within study area	NA	
Chalk pit	HLU0208	Within Order Limits	1938 – 1954	
Former Gravesend Airport	HLU0213, HLU0313, HLU0321 and HLU0322	Within Order Limits. HLU0313 within Study Area	NA	
Former A2 Eastbound PFS	HLU0214	Within Order Limits	NA	
Esso A2 Westbound PFS	HLU0215	Within Order Limits	NA	
Poultry farm	HLU0218	Within Order Limits	NA	
Henhurst Road Construction Depot	HLU0220	Within Order Limits	NA	
Singlewell Service Station	HLU0224	Within study area	NA	

Uncontrolled when printed – Copyright © - 2022
National Highways Limited – all rights reserved

Source	HLU Number	Location with respect to Order Limits and study area	Approximate dates of filling	Additional details
PFS	HLU0265	Within Order Limits	NA	
Chalk pit	HLU0308	Within Order Limits	1907 – 1933	
Chalk pit	HLU0309	Within Order Limits	Pre 1888	
Chalk pit	HLU0310	Within Order Limits	Pre 1962	
Unknown pit	HLU0312	Within Order Limits	Pre 1938	
Piggery	HLU0320	Within study area	NA	
Viewpoint place farmyard	HLU0329	Within Order Limits	NA	
Court Lodge Farm	HLU0340	Within study area	NA	
Crown Garage	HLU0341	Within Order Limits	NA	
Fair Folly Garage	HLU0342	Within study area	NA	
Former Greenway PFS	HLU0343	Within study area	NA	
Filborough Landfill	HLU0413	Within study area	1970s – 1991	Inert and commercial waste
Thames and Medway Canal	HLU0414	Within Order Limits	1940s – 1960s	Infilled canal
Clay pit	HLU0418	Within Order Limits	Post 1981	
Gravel pit	HLU0422	Within study area	Pre 1961	West of Filborough Landfill
Sewage works	HLU0437	Within study area	NA	
Denton-Comma Oil Landfill	HLU0443	Within study area	Not available	Inert waste

5.8.6 Based on the Ground Gas Handbook (Wilson et al., 2009) areas of infilled land which are around 50 years in age are considered to be past the peak of ground gas generation. With this in mind, several potentially infilled pits (HLU0120, HLU303, HLU0310, HLU308, and HLU0312) and infilled surface water features (HLU0114 and HLU0414) are unlikely to be generating sustained ground gases.

5.8.7 Made ground was encountered in 75 locations spread across Package A, at thicknesses between 0.12m and 4.70m. The material was generally heterogenous, varying between fine (silts and clays) to coarse (sands and gravels) soils, with occasional anthropogenic fragments. The gravel fraction

Uncontrolled when printed – Copyright © - 2022 National Highways Limited – all rights reserved

generally comprised flint and chalk, with occasional brick, concrete, and pyrogenic materials (e.g., coal, clinker and macadam). Rare and random fragments of plastic, glass, metal, rubber, wood and ceramics were also noted throughout the made ground.

5.8.8 31 exploratory holes containing made ground were linked to credible sources of contamination. These included Southern Valley Golf Course (HLU0324), Gravesend Airport (HLU0321), Petrol Filling Station South (HLU0215), a road hauler depot (HLU0125), and Milton Rifle Range (HLU0417). The above sources are considered to have very low to low gas generation potentials.

5.8.9 Alluvium was encountered in 21 locations, predominantly on the northern area of Package A, at thicknesses between 2.60m and 14.40m. The primary fraction of the Alluvium typically comprised either clay, silt or peat, with gravel being recorded in BH04015, BH04016 and TP04003. The Alluvium is considered to have a low gas generation potential. The peat identified during the ground investigation could be described as amorphous (equivalent to H7 to H10 on the Modified von Post (MVP) humification scale) and pseudo-fibrous (equivalent to H3 to H6), with occasional pockets of fibrous peat (equivalent to H1 to H2) being recorded. Pseudo-fibrous and amorphous peats, which were the most common peats to be recorded, are indicated to be slight to completely decomposed (Hobbs, N.B., 1986). According to Table 3.1 in The Local Authority Guide to Ground Gas (Wilson et al., 2008), gas in peat is historically generated and is trapped or absorbed in the soil so the actual current generation rate is typically very low. However, large volumes of trapped gas, occasionally at high concentrations, can be released during construction activities, such as piling or ground improvement (Wilson et al., 2008). This was made evident when ground gases were encountered during the drilling of BH04016, within Alluvium.

Pathways for Ground Gas

5.8.10 The main pathway for ground gas migration is the unsaturated zone, although, there is some potential for ground gas to migrate horizontally or via preferential routes (e.g., buried services, fissures, etc.).

5.8.11 As detailed in the Infiltration Drainage Hydrogeological Assessment South of the River Thames - Technical Note (Annex 13, Application Document 6.3), the Chalk is the dominant groundwater bearing strata, south of the River Thames. The Chalk's water table is influenced by the effect of public water supply wells. The water table is deep (55m below ground level) below the high ground of the North Downs. As topography falls towards the River Thames, the water table becomes shallower. Perched groundwater occurs locally, due to the presence of layered sand and clay stratums overlying the Chalk. There is a risk of potential groundwater flooding in low-lying areas of Package A due to the presence of both low permeability Alluvium (capturing water from pluvial flooding) and permeable River Terrace Deposits (allowing groundwater to rise).

5.8.12 Based on the logs from the exploratory locations installed as part of the Phase 2 ground investigation, the ground model for the southern portion of Package A indicates made ground or topsoil overlying the Head deposits, the London Clay Formation, the Harwich Formation, the Lambeth Group, and Thanet Formation, with the Chalk present at depth. The ground model for the northern portion of Package A shows made ground or topsoil over Alluvium, the River Terrace

Uncontrolled when printed – Copyright © - 2022 National Highways Limited – all rights reserved

Deposits, with the Chalk at depth. It is considered that the River Terrace Deposits and Thanet Formation are in hydraulic continuity with the Chalk, and thus act as one aquifer.

5.8.13 The main pathway for ground gases to migrate would be vertically through the unsaturated superficial deposits, although if a sufficient source of ground gases were present this could lead to some potential limited horizontal migration. Where the sources of potential ground gas are located off the main route alignment away from main construction activities, any ground gases which are generated would need to migrate horizontally to present a risk.

5.8.14 Intrusive utility works and underground structures proposed within the Package A area may create preferential pathways for ground gases to migrate through the creation of service trenches and bored tunnels within identified sources of potential contamination. The sources where intrusive utility works, and bored tunnels are proposed within the site boundary include:

a. Petrol Filling Station north (HLU0214)

b. Petrol Filling Station south (HLU0215)

c. Chalk pit (HLU0308)

d. Gravesend Airport (HLU0321)

e. Viewpoint Place farmyard (HLU0329)

Receptors

5.8.15 The south portal and the associated bored tunnel are proposed within the Package A section of the route. Ground gas associated with infilled ground and Alluvium, which may be present in the area, could pose a risk to construction workers and operational staff.

5.8.16 In addition, ground gases could accumulate in utility corridors and manhole chambers along the proposed route in the Package A area. Where intrusive utility works are proposed this may require confined space working, as such those involved in this work are the main receptors for ground gas in Package A.

5.8.17 The risks associated with such work would be managed under the health and safety regulations for the Project. Mitigation measures to reduce the risk of ground gases accumulating is detailed within the Remediation Options Appraisal and Outline Remediation Strategy report (Application Document 6.3, Appendix 10.11).

Ground gas results

5.8.18 A summary of the ground gas monitoring undertaken at 73 locations is provided in Annex A-E. As part of each round of monitoring, methane, carbon dioxide, oxygen, carbon monoxide and hydrogen sulphide were measured and recorded. The concentrations of volatile organic compounds (VOCs) in the headspace of monitoring wells have also been recorded.

5.8.19 A generic screening of the methane and carbon dioxide results has been carried out against a 1% v/v methane and 5% v/v carbon dioxide threshold. In

Uncontrolled when printed – Copyright © - 2022 National Highways Limited – all rights reserved

addition, the hydrogen sulphide and carbon monoxide results have been screened directly against long-term workplace exposure limits of 5ppm and 30ppm, respectively. This is in line with the guidance from Construction Industry Research and Information Association (CIRIA) Assessing Risks Posed by Hazardous Ground Gases to Buildings (C665) (CIRIA, 2007) and British Standard (BS) 8485: Code of Practice for the Design of Protective Measures for Methane and Carbon Dioxide Ground Gases for New Buildings (British Standards Institution, 2019).

5.8.20 During the monitoring programme, the atmospheric pressure readings ranged from 970 to 1037 millibar (mbar) and were recorded as falling on at least eight occasions. The weather conditions captured during monitoring visits ranged from still, sunny, windy to heavy raining. Given the atmospheric pressures and weather conditions recorded, it is considered that worst case gas conditions have been recorded and sufficient data has been collected for a robust ground gas risk assessment.

5.8.21 Monitoring data from flooded wells (i.e., groundwater levels above the top of response zones) has been eliminated from the ground gas risk assessment. Gas standpipes with flooded response zones can exhibit measurements of elevated methane or carbon dioxide due to dissolved gases or presence of biodegradable material in the groundwater (British Standards Institution, 2013).

5.8.22 Furthermore, any peak flow recorded is likely to be due to a build-up of pressure caused by rising water trapping the gas within the solid section of the pipe, known as the piston effect (British Standards Institution, 2013). Consequently, ground gas data from flooded wells are not considered representative of the ground gas regime of the surrounding ground conditions.

5.8.23 Negative flow rates were recorded in several monitoring wells, on numerous occasions, during the monitoring programme. These negative flow rates have been included within the ground gas risk assessment as they usually occur when the surface of the ground is effectively sealed or has only limited so that atmospheric air inhibited from entering the ground (British Standards Institution, 2013). Negative flow rates were typically observed when negative differential barometric pressures were recorded.

5.8.24 The ground gas exceedances recorded during the monitoring programme are summarised in Table 5.6. The methane and carbon dioxide exceedances are also presented graphically, on Plate 5.7, Plate 5.8, and Plate 5.9.

Table 5.6 Summary of ground gas exceedances and associated flow rates

Location	Response zone strata	Date exceedance recorded	Steady State flow rate (l/hr)	Peak methane (% v/v)	Peak carbon dioxide (% v/v)	Peak hydrogen sulphide (ppm)	Peak carbon monoxide (ppm)
BH02304	Chalk	01/05/2020	<0.1	0.0	0.0	**130.0**	**1,500.0**
WS01005	Chalk	11/11/2019	<0.1	**40.0**	1.8	0.0	0.0
WS04005	Alluvium	18/11/2019	<0.1	0.0	**6.2**	0.0	0.0
WS04007	Alluvium	17/10/2019	<0.1	**1.8**	3.4	0.0	**42.0**

Uncontrolled when printed – Copyright © - 2022
National Highways Limited – all rights reserved

Location	Response zone strata	Date exceedance recorded	Steady State flow rate (l/hr)	Peak methane (% v/v)	Peak carbon dioxide (% v/v)	Peak hydrogen sulphide (ppm)	Peak carbon monoxide (ppm)
		24/10/2019	<0.1	**1.4**	2.2	0.0	26.0
		30/10/2019	<0.1	**2.1**	2.9	2.0	0.0
		22/11/2019	<0.1	0.0	**13.0**	0.0	0.0
		12/05/2020	<0.1	0.0	**14.2**	0.0	0.0
		31/07/2020	12.4	**27.2**	**12.9**	0.0	0.0
WS05001	Alluvium	31/07/2020	<0.1	0.0	**6.1**	0.0	0.0
WS02004A	Chalk	02/04/2020	<0.1	**59.4**	0.2	0.0	0.0
WS02309	Chalk	01/05/2020	<0.1	0.0	0.5	**30.0**	**60.0**

Uncontrolled when printed – Copyright © - 2022
National Highways Limited – all rights reserved

Plate 5.7 Location of gas monitoring points with methane exceedances

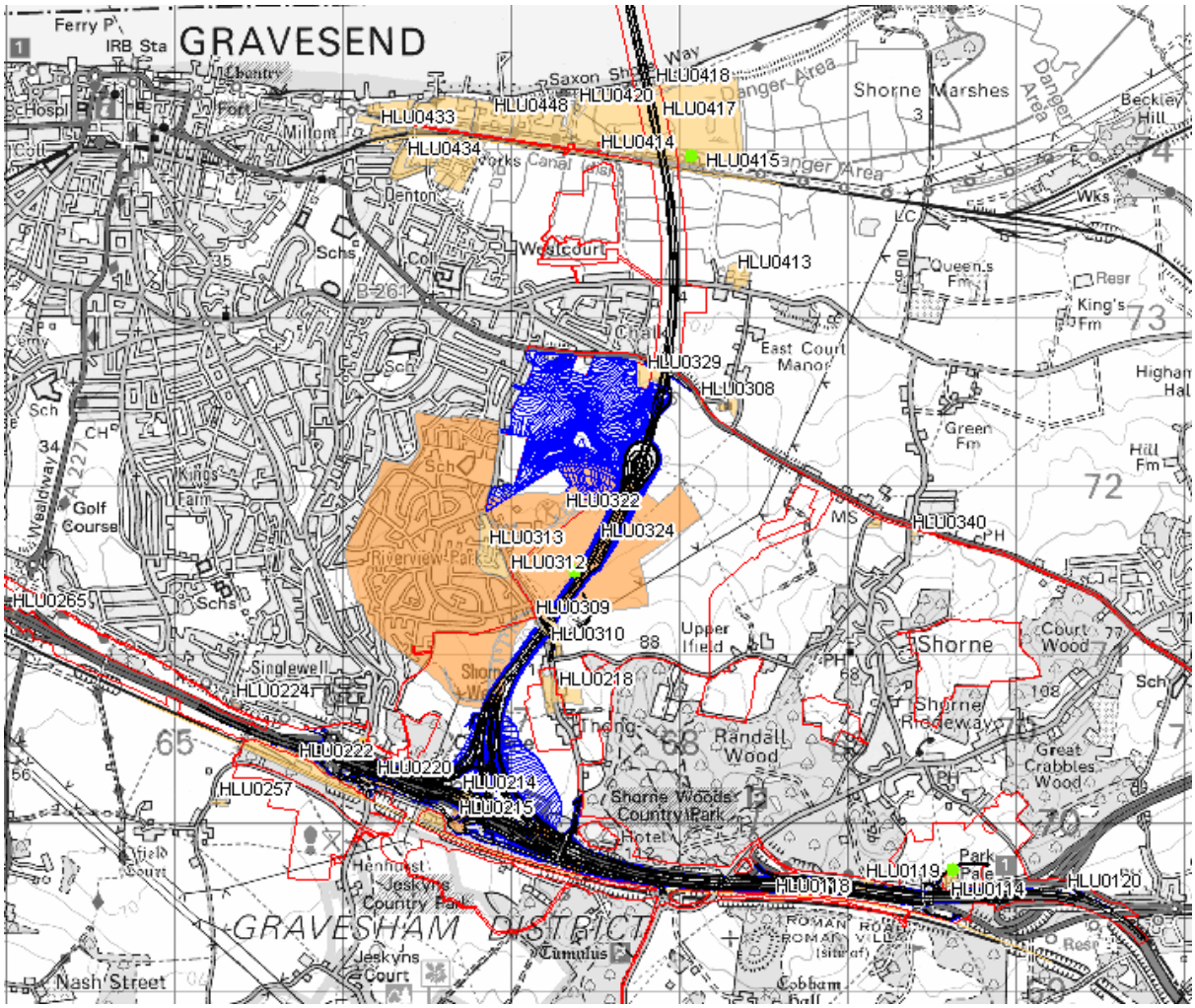

Key

- Route alignment – earthworks
- Route alignment – highway alignment
- Order Limits
- Sample exceedance
- High risk rating HLU
- Medium risk rating HLU
- Low risk rating HLU

N

Scale 1km

Risk ratings obtained from the Preliminary Risk Assessment Report (Application Document 6.3, Appendix 10.6)

Base map copyright: Contains Ordnance Survey data. © Crown copyright and database rights 2022. Ordnance Survey 100030649

Uncontrolled when printed – Copyright © - 2022 National Highways Limited – all rights reserved

Plate 5.8 Location of gas monitoring points with carbon dioxide exceedances

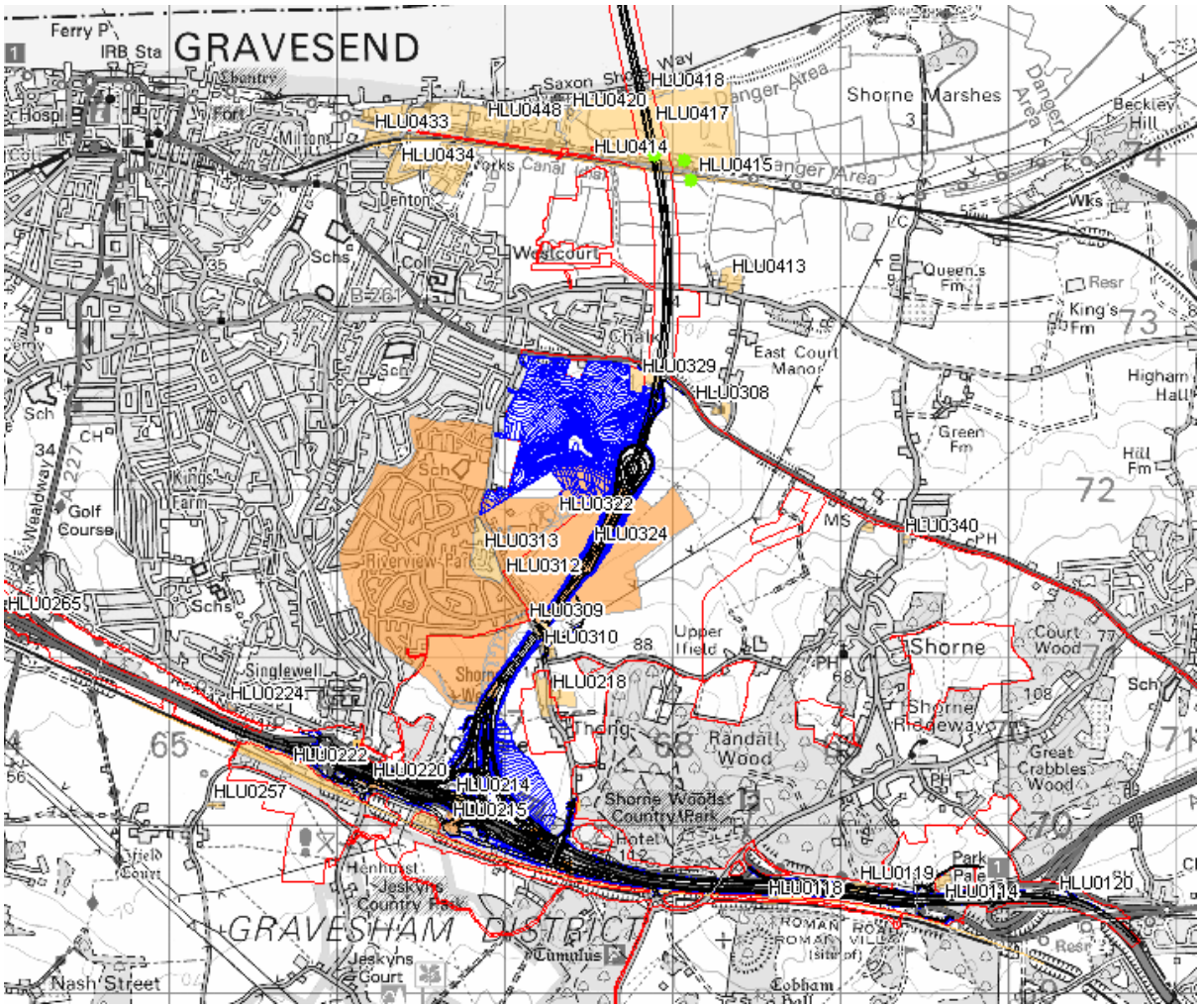

Key

- Route alignment – earthworks
- Route alignment – highway alignment
- Order Limits
- Sample exceedance
- High risk rating HLU
- Medium risk rating HLU
- Low risk rating HLU

N

Scale 1km

Risk ratings obtained from the Preliminary Risk Assessment Report (Application Document 6.3, Appendix 10.6)

Base map copyright: Contains Ordnance Survey data. © Crown copyright and database rights 2022. Ordnance Survey 100030649

Uncontrolled when printed – Copyright © - 2022 National Highways Limited – all rights reserved

Plate 5.9 Location of gas monitoring points with hydrogen sulphide and carbon monoxide exceedances

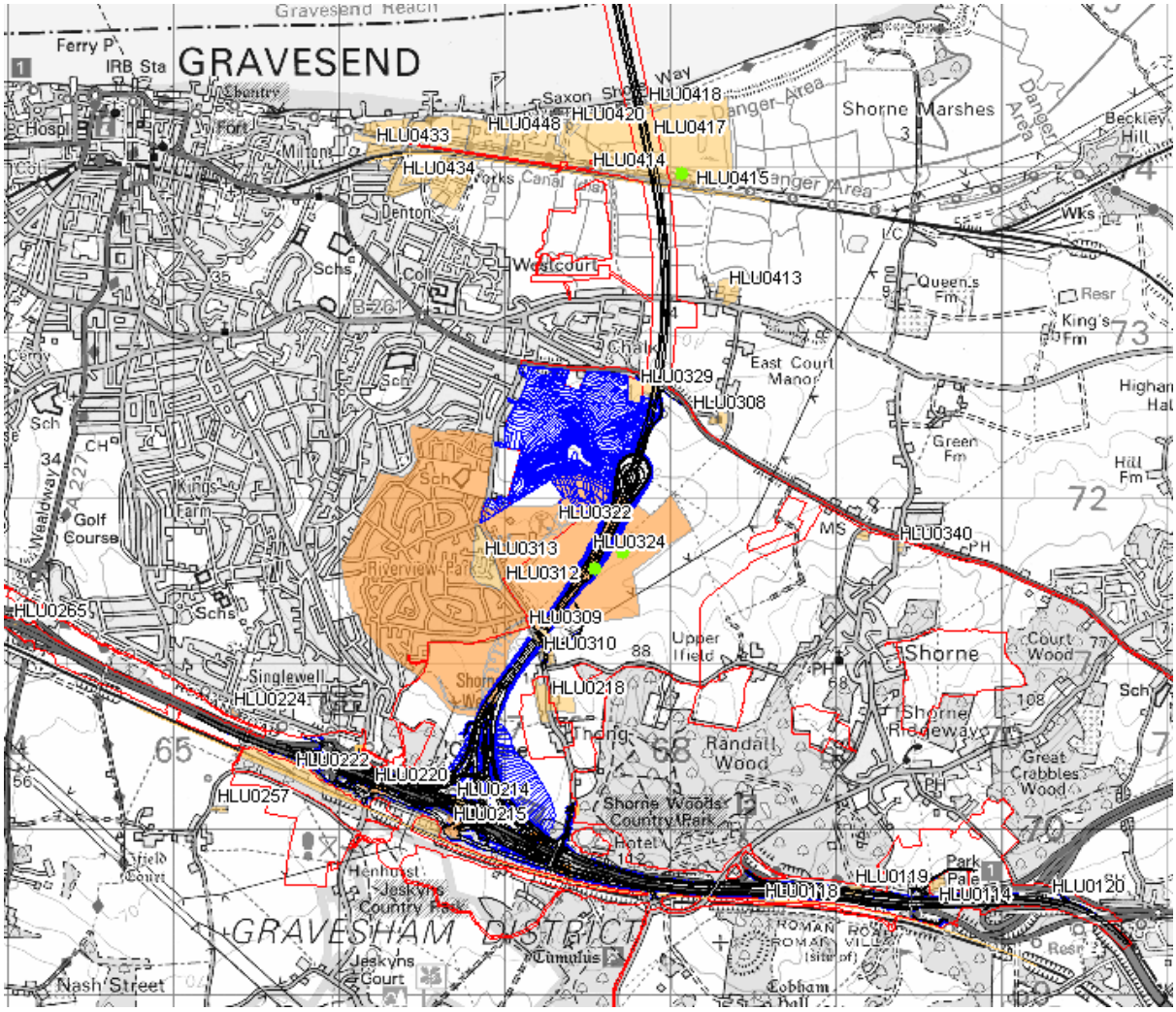

Key

- Route alignment – earthworks
- Route alignment – highway alignment
- Order Limits
- Sample exceedance
- High risk rating HLU
- Medium risk rating HLU
- Low risk rating HLU

N

Scale 1km

Risk ratings obtained from the Preliminary Risk Assessment Report (Application Document 6.3, Appendix 10.6)

Base map copyright: Contains Ordnance Survey data. © Crown copyright and database rights 2022. Ordnance Survey 100030649

Uncontrolled when printed – Copyright © - 2022 National Highways Limited – all rights reserved

Flow rates

5.8.25 The peak flow rates recorded in wells during the monitoring programme ranged from -53.2l/hr to 96l/hr (both in BH05011). The steady state flow rates ranged from -9.4l/hr (in BH01013) to 20.0l/hr (in WS02008). The monitoring wells that exhibited flow rates >1l/hr or <-1l/hr on multiple occasions were BH01007, BH01010, BH01013, BH01018, BH01026, BH02001, BH05011, WS01007, WS01014, WS02008, WS03001, WS04005, WS04007, and WS05005.

5.8.26 The fluctuating negative to positive flows recorded could be reflective of flow meters being sensitive to wind flowing across the device's outlet port, which can affect readings (British Standards Institution, 2013). This theory is supported by the fact that most of the high positive or negative flows rates occurred when weather conditions were "breezy" or "windy".

5.8.27 There is potential that the highly variable flow readings recorded could be a result of changes in groundwater levels, due to tidal conditions associated with the River Thames, with artificial pressures being built up in the headspace of wells, if water levels increase when the gas tap is closed.

5.8.28 In the absence of fluctuating groundwater levels, atmospheric pressures and windy weather conditions, the highly variable flow rates recorded are likely to be indicative of high gas generation rates from a constant source (e.g., landfill) and/or permeable gas migration pathways (e.g., granular deposits or chalk) (British Standards Institution, 2013).

Methane

5.8.29 Peak methane concentrations during the ground gas monitoring ranged from <0.1% to 59.4%v/v, with the highest concentration being recorded in WS02004A on 02 April 2020. Steady-state methane concentrations ranged from <0.1% to 27.2%v/v with the highest concentration being recorded in WS04007 on 31 July 2020.

Carbon dioxide

5.8.30 Peak carbon dioxide concentrations ranged from <0.1% to 14.2% v/v during the ground gas monitoring, with the highest concentration being recorded in WS04007 on 12 May 2020. In contrast, steady-state carbon dioxide concentration ranged from <0.1% to 12.3% v/v, with the highest concentration being recorded in WS04007 on 31 July 2020.

Hydrogen sulphide

5.8.31 Peak and steady state hydrogen sulphide concentrations ranged from <0.1ppm to 130ppm, with the highest concentration being recorded in BH02304 on 1 May 2020. Hydrogen sulphide was only recorded in WS04007 (2ppm on 30 October 2019) and BH02304 (130ppm on 1 May 2020).

Carbon monoxide

5.8.32 Peak and steady-state carbon monoxide concentrations ranged from <0.1ppm to 1,500ppm (peak) and 1497ppm (steady state), with the highest concentration being recorded in BH02304 on 1 May 2020.

Uncontrolled when printed – Copyright © - 2022
National Highways Limited – all rights reserved

Depleted Oxygen

5.8.33 Steady state oxygen concentrations below 17% v/v were recorded in 17 locations during the GI phase and 11 locations during the LTM phase. Depleted oxygen concentrations ranged from 0.0% (in WS04007) to 17.9%. They were typically recorded in BH01006, BH01007, BH01010, BH01018, BH02001, WS01005, WS01007, WS04007 and WS05003. The depleted oxygen concentrations occasionally coincided with headspace readings greater than 1ppm. The reduction in oxygen concentrations within the monitoring wells suggests aerobic biodegradation of organic materials was taking place. Negligible oxygen concentrations also suggest anaerobic conditions were present within the monitoring well. Within confined spaces, the reduction in oxygen concentrations and increases in other gas (e.g., nitrogen) can lead to asphyxiation (British Standards Institution, 2019).

5.8.34 It is considered that the asphyxiation risks to construction workers or operational staff, associated with depleted oxygen in confined utility spaces, will be dealt with by the main works contractor, through the implementation of gas management protocol outlined in the REAC (GS018).

Volatile organic compound

5.8.35 The concentration of VOCs within the monitoring wells was also measured using a photo ionization detector (PID). A total of 580 PID readings were recorded over the monitoring programme. The highest readings, recorded from both flooded and non-flooded wells, were 38.3ppm and 22.9ppm, which were recorded at WS05005 on 31 July 2020, and BH02304 on 2 September 2020, respectively.

5.8.36 Based on the results collected, VOCs do not a present an unacceptable risk to construction workers or operational staff within the Package A area.

BH02304

5.8.37 As stated above, the highest peak hydrogen sulphide and carbon monoxide exceedances of 130ppm and 1,500ppm, respectively, were recorded in BH02304, on 1 May 2020, the first monitoring round for this position.

5.8.38 BH02304 is located within the boundary of the Southern Valley Golf Course (HLU0324) and the former Gravesend Airport (HLU0321). The former Gravesend Airport is identified as a credible source of ground gas. The response zone of the BH02304 is installed within the Chalk and there is no evidence of organic material or contamination within that strata. No hydrogen sulphide and carbon monoxide exceedances or concentrations were recorded during the monitoring rounds after the first round so the high readings were an isolated result.

5.8.39 The single hydrogen sulphide and carbon monoxide exceedances in BH02304 are considered to be associated with instrument error or the fast release of trapped gases from the breakdown of organic materials within the well, following installation.

5.8.40 BH02304 is located in an area where the Project route would be in cutting. There is potential that construction workers and operational staff could be exposed to a short-term release of ground gas during construction phase or

Uncontrolled when printed – Copyright © - 2022
National Highways Limited – all rights reserved

man-entry into confined utility spaces during the operation phase of the proposed scheme. However, it is considered that risk from ground gases at BH02304 will be dealt with by the contractor through standard protocols outlined in the REAC (GS001, GS018, GS019, GS026, GS027 and GS028). This is likely to comprise supplementary ground investigations, watching briefs, ground gas monitoring during penetrative works (e.g., piling), sealed utility services ducts, passive venting, as well as standard health and safety protocols for man-entry into confined spaces.

WS01005

5.8.41 A peak methane exceedance of 40% v/v was recorded in WS01005 on 11 November 2019.

5.8.42 WS01005 is located within the boundary of a road haulier depot (HLU0125). The nearest potential source of ground gas is an infilled pond (HLU0114) located 178m to the south. The response zone of the associated monitoring well is installed within the Chalk and no evidence of contamination or organic materials are recorded within that stratum.

5.8.43 Following the initial peak methane concentration of 40% v/v, steady state concentration was 0% v/v in WS01005. No flow rate was recorded in WS01005 during the monitoring round on 11 November 2019, and peak flow rate in other rounds ranged from <0.1l/hr to 1l/hr. No methane concentrations were recorded in previous or subsequent monitoring rounds. Based on the above, the single peak methane exceedance in WS01005 may be attributed to instrument error or the fast release of trapped gases from the breakdown of organic materials within the well, following installation.

5.8.44 WS01005 is situated outside the main works construction area. However, it is located 20m to the southeast of a utility working area and 45m to the southeast of a gas pipe corridor. Given the proximity, there is a potential for construction workers and operational staff to be exposed to a short-term release of ground gas during construction phase or man-entry into confined utility spaces during the operation phase of the proposed scheme. However, it is considered that this risk can be dealt with by the contractor, through the standard protocols outlined in the REAC (GS001, GS018, GS019, GS026, GS027 and GS028).

WS02004A

5.8.45 The highest peak methane exceedance of 59.4% v/v was recorded in WS02004A on 2 April 2020.

5.8.46 WS02004A is located within the boundaries of the Southern Valley Golf Course (HLU0324) and the Gravesend Airport (HLU0321 and HLU0322). The former Gravesend Airport is identified as a credible source of ground gas. The response zone of the WS02004A is installed within the Chalk and there is no evidence of organic material or contamination within that strata.

5.8.47 Following the initial peak methane concentration of 59.4% v/v, steady state concentration was 0% v/v in WS02004A. No flow rate was recorded in WS02004A during the monitoring round on 2 April 2020, as well as other monitoring rounds. No methane exceedances were recorded in previous or subsequent monitoring rounds. Based on the above, the single peak methane

Uncontrolled when printed – Copyright © - 2022 National Highways Limited – all rights reserved

exceedance in WS02004A may be attributed to instrument error or the fast release of trapped gases from the breakdown of organic materials within the well, following installation.

5.8.48 WS02004 is located in an area where the Project route would be in a cutting, similar to BH02304 (see paragraph 5.8.40) and pose a potential risk to construction workers and operational staff. However, it is considered that risk from ground gases at WS02004A will be dealt with by the contractor through standard protocols outlined in the REAC (GS001, GS018, GS019, GS026, GS027 and GS028).

WS02309

5.8.49 Peak hydrogen sulphide and carbon monoxide exceedances of 30ppm and 60ppm, respectively, were recorded in WS02309 on 1 May 2020, the first monitoring round for this well.

5.8.50 WS02309 is located within the boundary of the Southern Valley Golf Course (HLU0324). The Southern Valley Golf Course is not identified as a credible source of ground gas. The response zone of WS02309's monitoring well in installed within the Chalk and there is no evidence of organic material or contamination within that strata. No hydrogen sulphide and carbon monoxide exceedances or concentrations were recorded during the subsequent monitoring rounds and the steady state concentrations were 0ppm. Therefore, the initial high readings were isolated results in WS02309.

5.8.51 According to the factual report, during the monitoring on 1 May 2020, the gas analyser was not purged between readings at BH02304 and WS02309. The factual report continues and states that unrealistically high hydrogen sulphide and carbon monoxide concentrations were recorded as initial readings for WS02309.

5.8.52 Given the above, the single hydrogen sulphide and carbon monoxide exceedances in WS02309 are considered to be reflective of human error rather than the ground gas regime. These ground gas exceedances should be removed from the ground gas risk assessment.

WS04005

5.8.53 A peak carbon dioxide exceedance of 6.2% v/v was recorded in WS04005 on 18 November 2019.

5.8.54 WS04005 is not located within the boundary of a credible source of ground gas. However, the infilled Thames and Medway Canal is located 35m to the north of WS04005. The response zone of WS04005's monitoring well is installed within Alluvium, which predominantly comprises an organic clay, with occasional pockets of organic material and amorphous peat.

5.8.55 No carbon dioxide exceedances were recorded during monitoring visits before or after the visit on 18 November 2019. Between 10 October and 18 November 2019, groundwater levels within the monitoring well had increased from 1.61m to 1.27m depth.

Uncontrolled when printed – Copyright © - 2022
National Highways Limited – all rights reserved

5.8.56 Valid peak flow rates in WS04005 ranged from -3.7l/hr to 1.2l/hr. However, it is possible that these readings were affected by windy weather conditions recorded during the visits.

5.8.57 It is considered that the carbon dioxide exceedance in WS04005 on 18 November 2019 can be attributed to the Alluvium in the monitoring well's response zone.

5.8.58 WS04005 is located 120m to the east of the main works construction area and 175m to the east of the proposed bored tunnel. Peat within the Alluvium is considered to be the source of the recorded ground gas and anticipated to have a low gas generation. Given that WS04005 is located within a field, ground gas from the peat is more likely to migrate upwards and vent to the atmosphere than migrate laterally towards the proposed bored tunnel. Furthermore, the bored tunnel will be present within the Chalk, at a depth significantly greater than the Alluvium, according to the Ground Model Report (Application Document 6.3, Appendix 10.5). Therefore, ground gases from the Alluvium are unlikely to affect the proposed tunnel and the risk is considered to be very low.

WS04007

5.8.59 WS04007 exhibited gas exceedances of methane (27.2% v/v on 31 July 2020), carbon dioxide (13% v/v on 22 November 2019, 14.20% v/v on 12 May 2020, and 12.9% v/v on 31 July 2020), and carbon monoxide (42ppm on 17 October 2019) during the monitoring programme. Flow rates in WS04007 also ranged from <0.1lhr to 95.5l/hr during the monitoring rounds.

5.8.60 WS04007 is located within the boundary of the Milton Rifle Range (HLU0417). However, this has not been identified as a credible source of ground gas. The nearest credible ground gas source is the infilled Thames and Medway Canal located 60m to the south of WS04007. The response zone of WS04007 is within the Alluvium, which comprises sandy silty clay, with pockets of organic material and pseudo-fibrous peat.

5.8.61 During the monitoring programme, the groundwater levels in WS04007 fluctuated between 0.90m and 2.05m depth. In addition, the weather conditions were noted to be breezy or windy when high (>1l/hr) flow rates were recorded, suggesting the flow meter may have been affected, resulting in unrepresentative readings.

5.8.62 Based on the above, it is considered that the ground gas exceedances recorded in WS04007 may be reflective of artificial readings caused by windy weather conditions and the fast release of trapped dissolved gas following the breakdown of organic materials in Alluvium whilst groundwater levels fluctuated within the well.

5.8.63 WS04007 is located 88m to the east of the main works construction area and 155m to the east of the proposed bored tunnel. Peat within the Alluvium is considered to be the source of the recorded ground gases and is anticipated to have a low gas generation potential. Given that WS04007 is located on soft landscaping within the rifle range, ground gas from the peat is more likely to migrate upwards and vent to the atmosphere, than migrate laterally towards the proposed bored tunnel. Furthermore, the bored tunnel will be present within the Chalk, at a depth significantly greater than the Alluvium. Therefore, no

Uncontrolled when printed – Copyright © - 2022 National Highways Limited – all rights reserved

excavation works will intercept the Alluvium in the vicinity of the proposed bored tunnel and the risk to construction workers or operational staff from Alluvium is very low.

WS05001

5.8.64 A peak carbon dioxide exceedance of 6.1% v/v was recorded in WS05001 on 31 July 2019.

5.8.65 WS05001 is situated within boundary of the Milton Rifle Range, however, this has not been identified as a credible source of ground gas. The nearest credible source of ground gas is the infilled Thames and Medway Canal (HLU0414) located 60m to the south of WS05001. The response zone of WS05001's monitoring well is installed within the Alluvium, which comprises silty clay and pseudo-fibrous peat, with pockets of amorphous peat.

5.8.66 With the exception of 13 November 2019 and 31 July 2020, the response zone of WS05001 has always been flooded. The groundwater level on 31 July 2020, the day of the carbon dioxide exceedance, was 1.39m below ground level. Flow rates recorded in the well appear to be driven by fluctuating groundwater levels or windy weather conditions.

5.8.67 It is considered that the carbon dioxide exceedance in WS05001 on 31 July 2020 can be attributed to the Alluvium in the monitoring well's response zone.

5.8.68 WS05001 is located within the footprint of the proposed bored tunnel. However, the bored tunnel will be present within the Chalk, at a depth significantly greater than the Alluvium. Therefore, no excavation works will intercept the Alluvium in the vicinity of the proposed bored tunnel and the risk to construction workers or operational staff from Alluvium is very low.

Summary

5.8.69 A review of the ground gas data collected during the monitoring rounds suggests that there is a low risk from ground gases within Package A.

5.8.70 Ground gas exceedances have been recorded in BH02304, WS01005, WS02004A, WS04005, WS04007 and WS05001, during the monitoring programme. In addition, fluctuating negative to positive flow rates were recorded in monitoring wells across the Package A area. These ground gas exceedances and highly variable flow rates are considered to be associated with Alluvium and artificial conditions within the monitoring wells and flow meters, rather than credible anthropogenic ground gas sources.

5.8.71 The trapped ground gases in Alluvium poses a potential short-term risk to construction workers and operational staff during penetrative works or man-entry into confined spaces. This was made evident when ground gas was encountered during the drilling of BH04016. However, it is considered that these risks will be dealt with through the implementation of standard protocols outlined in the REAC (GS001, GS018, GS019, GS026, GS027 and GS028).

5.8.72 As the exploratory positions installed across the Package A area were not specifically designed for ground gas monitoring, there is uncertainty in relation to the concentrations of ground gas recorded during the monitoring. However, a low-risk ground gas regime, equivalent to CS2, has been identified based on

Uncontrolled when printed – Copyright © - 2022
National Highways Limited – all rights reserved

the CSM, field observations and ground gas results to date. Therefore, as stated in paragraph 5.8.72, it is considered that the risks posed to those working in utility corridors or the bored tunnel will be dealt with through the implementation of standard protocols outlined in the REAC (GS001, GS018, GS019, GS026, GS027 and GS028).

Uncontrolled when printed – Copyright © - 2022
National Highways Limited – all rights reserved

6 Refined Conceptual Site Model

6.1.1 Further to the assessment presented herein, the CSM for Package A has been refined. An updated version of the risk assessment presented in Annex 3 Part A of the PRA Report has been completed which has re-examined the severity and likelihood of the sources initially identified. This assessment has been provided in Annex A-A of this Report.

6.1.2 The updated outcomes from the risk assessment take into consideration the findings of the quantitative risk assessment undertaken within this report and the construction works / design proposals for the scheme within the Package A area.

6.1.3 The refined CSM has identified three medium risk site and 56 low-risk sites. There are no high-risk sites identified within Package A.

6.1.4 Low-risk sites are where an unacceptable risk requiring further assessment has not been identified. Taking into account the proposed construction works and design proposals for the Project, of the 56 low risk sites identified within Package A, 33 have been assessed as needing no further consideration. For the remaining low risk sites, it is considered that for these sources, the measures secured within the Code of Construction Practice and REAC (Application Document 6.3) would be sufficient to manage any potential risks present.

6.1.5 Where sites are considered to be a medium risk, a residual risk remains which would require further consideration at the construction phase of the Project as detailed within the assessment in Annex A-A.

6.1.6 This assessment is presented in the Generic Quantitative Risk Assessment table in Annex A-A.

6.1.7 For Package A, the three sites which have been assigned a medium risk rating are the Esso A2 Westbound Petrol Filling Station (PFS) (HLU0215), a nursery (HLU0330) and Southern Valley Golf Course (HLU0324).

6.1.8 The Esso A2 Westbound PFS (HLU0215) is to remain as a medium risk site because it is an operational PFS and has not been subjected to a targeted ground investigation. There are currently no boreholes or monitoring wells located on site that are down hydraulic gradient or within the vicinity of the underground fuel storage tanks. Heavy metal and inorganic soil leachate exceedances have been recorded on site, but these are considered to be reflective of natural background concentrations. The site is within the footprint of the main route alignment and any associated contaminants are likely to be disturbed as part of the development works. As the contamination status of the site is not fully understood, data gaps and uncertainties remain which require further consideration at the construction phase of the Project. Commitments to undertake further assessment and possibly remediation are outlined in the REAC (GS001, GS027 (if required), and GS028).

6.1.9 The nursey (HLU0330) has not been subjected to any intrusive ground investigation to date and the northern area is located within the footprint of a bridge, associated with the main route alignment. As the contamination status of the site is unknown and any potential contaminants are likely to be disturbed

Uncontrolled when printed – Copyright © - 2022 National Highways Limited – all rights reserved

by the proposed development works, further consideration at the construction phase of the Project is required. Commitments to undertake further assessment and possibly remediation are outlined in the REAC (GS001, GS027 (if required), and GS028).

6.1.10 At the Southern Valley Golf Course, the results of the ground investigation have indicated the potential for contamination. The Phase 2 GQRA has identified lead, asbestos fibres, and PAH soil contamination in made ground and natural soil samples taken from the golf course. As the site is within an area where the Project route would be in cutting leading to the south tunnel portal, it is likely the contaminated soils will require specific management. The presence of asbestos within soils also limits re-use to areas beneath clean capping or beneath hardstanding. Based on the results of the ground investigation, the risk rating for the site is to remain medium to account for the specific mitigation measures which would need to be considered at this location. A residual risk therefore remains which would require further consideration at the construction phase of the Project. The commitment for this requirement is made in the REAC (GS001, GS027 (if required) and GS028).

6.1.11 The ground investigation has identified soil and groundwater contamination at other sites within Package A. However, given their nature and location, it has been concluded that the remaining soil and groundwater contamination can be dealt with by the implementation of mitigation measure commitments outlined within the REAC, such as environmental obligations along with standard construction approaches and actions that would be implemented during the construction phase of the Project. The commitment for these requirements is made in the Code of Construction Practice (CoCP) and REAC, including the specific requirements of GS028, GS006 and GS018. Therefore, the remaining 56 sites within Package A can remain as low risk sites.

Uncontrolled when printed – Copyright © - 2022
National Highways Limited – all rights reserved

7 Limitation analysis

7.1.1 There are uncertainties associated with the groundwater sampling and filtering methodology used, so the assessment has adopted a conservative approach by comparing the maximum filtered or unfiltered concentration of each determinand to the applicable GAC. Therefore, the risk assessment is considered robust in relation to evaluation of the risks arising from potential groundwater contamination which may exist within the Package A area.

7.1.2 The laboratory MDL for several determinands in soil leachate and groundwater samples is higher than the freshwater EQS (but below the DWS). Elevated MDLs which also exceed the applicable GAC have been recorded. These results are not considered to reduce the reliability of the assessment, as the remaining soil and groundwater samples do not have elevated MDL and meet the GAC or provide a more direct representation of the presence of source contamination (where concentrations exceed the GAC). If gross contamination were present, it is to be expected that this would be measured at detectable concentrations or observed during sampling activities. No contamination has been identified to date that cannot be managed using standard remediation/risk management practices.

7.1.3 There may be a degree of variability in environmental conditions between exploratory locations along the Project route. Therefore, it is not possible to fully delineate the extent or severity of potential contamination risk.

7.1.4 It should also be noted that a nursery (HLU0333), which was identified as a credible source of contamination, has not been investigated as part of the Phase 2 ground investigation. As the contamination status of the site is unknown and any potential contaminants are likely to be disturbed by the proposed development works, further consideration at the construction phase of the Project is required.

7.1.5 Furthermore, there are currently no boreholes or monitoring wells located down hydraulic gradient or within the vicinity of the underground fuel storage tanks at the Esso A2 Westbound PFS (HLU0215). As the contamination status of the site is not fully understood, data gaps and uncertainties remain which require further consideration at the construction phase of the Project.

7.1.6 The exploratory positions which were monitored for ground gases were not installed specifically for ground gas monitoring and as such many of the response zones were flooded. This has led to uncertainty around the concentrations of ground gases which were recorded across the Package A area. As there are limited receptors or built structures proposed within Package A the overall ground gas risk is low and any residual risks could be adequately mitigated through general measures as detailed in the REAC (GS018).

7.1.7 Radium and explosives were identified in the PRA as potential CoCs in the Package A area. Testing for these potential contaminants has not been undertaken as part of the ground investigation in the absence of visual evidence of impact observed. The sources of contaminant primarily relate to the former Gravesend Airport. Any impacts are considered to be of low likelihood and localised and can be dealt with as part of the requirements for a watching brief (REAC item GS028).

Uncontrolled when printed – Copyright © - 2022
National Highways Limited – all rights reserved

7.1.8 The assessment has not considered waste classification.

Uncontrolled when printed – Copyright © - 2022
National Highways Limited – all rights reserved

8 Conclusions

8.1 Conclusions

8.1.1 The objective of this report was to carry out a GQRA of the data collected as part of the Phase 2 ground investigation and long-term monitoring for the Package A area. The report aimed to use the environmental data presented to highlight key risks relating to soil, soil leachate, and groundwater contamination as well as ground gas. This GQRA has been undertaken in the early stages of the LCRM process, and therefore a precautionary approach has been adopted.

Summary of analysis

8.1.2 Of the 481 soil samples analysed from 145 locations, 20 samples collected from 18 locations recorded discrete chemical exceedances of arsenic, lead and selected PAH compounds. In addition, chrysotile and amosite asbestos fibres were detected in 4 soil samples from 4 locations, with 2 samples displaying fibres counts less than MDL (<0.001%). Based on the soil risk assessment, the soil contamination at six locations (BH01034, BH02003, TP02301, WS02006, WS02007, and WS01014) are anticipated to pose an unacceptable risk to human health receptors within the Package A area.

8.1.3 Widespread chemical exceedances were identified in soil leachate and groundwater samples. The majority of the heavy metal and inorganic chemical exceedances were random, having no geospatial pattern and were of a similar order of magnitude to the GACs, MDLs or published baseline groundwater quality concentrations. Thus, the widespread chemical exceedances are considered to be reflective of natural baseline conditions. Furthermore, it is considered that the chemical exceedances in groundwater samples from the BH04000, BH05000, WS04000 and WS05000 series monitoring wells can be attributed to saline intrusion, given the relatively high chloride concentrations in groundwater samples.

8.1.4 Discrete chemical exceedances with concentrations one or more orders of magnitude over the GAC were repeatedly recorded in groundwater samples from BH01002, BH01020, BH01025, BH01033, BH04007, BH05011, and WS05002. The inorganic groundwater exceedances in BH01002 are considered to be representative of natural groundwater conditions within the Harwick Formation or poor well development, rather than a point source of anthropogenic contamination.

8.1.5 The BH04000, BH05000, WS04000 and WS05000 series monitoring wells are also located above the bored tunnel. Therefore, any soil leachate and/or groundwater exceedances and credible contaminative sources associated with these locations can be discounted as construction and operational works within the bored tunnel are unlikely to interact with them.

8.1.6 Petroleum hydrocarbon groundwater exceedances identified in the remaining locations have been qualitatively linked to credible sources of contamination located up hydraulic gradient on site, such as former PFS North (HLU0214), and a poultry farm (HLU0218). The former PFS North has been remediated, and residual groundwater conditions signed off by the Environment Agency.

Uncontrolled when printed – Copyright © - 2022
National Highways Limited – all rights reserved

The sources of the petroleum hydrocarbon groundwater exceedances has not been quantitatively confirmed.

8.1.7 The assessment of the ground gas data has not identified a significant risk posed by ground gas across the Package A area. Following the removal of anomalous data from flooded monitoring wells and due to human error, ground gas exceedances for carbon dioxide, methane, hydrogen sulphide and carbon monoxide were recorded in BH02304, WS01005, WS02004A, WS04005, WS04007 and WS05001, during the monitoring programme. In addition, fluctuating negative to positive flow rates were recorded in monitoring wells across the Package A area. These ground gas exceedances and highly variable flow rates are considered to be associated with the Alluvium and artificial conditions within the monitoring wells (e.g., piston effect) or flow meters during the monitoring programme, rather than credible anthropogenic ground gas sources (e.g., landfill sites, etc.).

Refinement of CSM

8.1.8 The data has enabled the key potential risks to be identified and has been used to refine the preliminary risk assessment undertaken in the PRA Report. The refined CSM has identified three medium risk sites and 56 low-risk sites. There are no high-risk sites identified within Package A.

8.1.9 Low-risk sites are where an unacceptable risk requiring further assessment has not been identified. Taking into account the proposed construction works and design proposals for the Project, of the 56 low risk sites identified within Package A, 33 have been assessed as needing no further consideration. For the remaining low risk sites, the assessment takes into consideration the mitigation measure commitments outlined within the REAC, such as environmental obligations along with standard construction approaches and actions that would be implemented during the construction and operational phases of the Project. The commitment for these requirements is made in the COCP and REAC, including the specific requirements of GS028, GS006 and GS018.

8.1.10 Where sites are considered to be a medium risk, a residual risk remains which would require further consideration at the construction phase of the Project as detailed within the assessment in Annex A-A. The commitment for this requirement is made in the REAC (GS001 and if required, GS027).

8.1.11 This assessment is presented in the Generic Quantitative Risk Assessment table in Annex A-A.

8.1.12 For Package A, the 3 sites which have been assigned a medium risk rating are the Esso A2 Westbound PFS (HLU0215), a nursery (HLU0330) and Southern Valley Golf Course (HLU0324).

8.1.13 The Esso A2 Westbound PFS (HLU0215) is to remain as a medium risk site because it is an operational PFS and has not been subjected to a targeted ground investigation. There are currently no boreholes or monitoring wells located on site that are down hydraulic gradient or within the vicinity of the underground fuel storage tanks. Heavy metal and inorganic soil leachate exceedances have been recorded on site, but these are considered to be reflective of natural background concentrations. The site is within the footprint of

Uncontrolled when printed – Copyright © - 2022
National Highways Limited – all rights reserved

the main route alignment and any associated contaminants are likely to be disturbed as part of the development works. As the contamination status of the site is not fully understood, data gaps and uncertainties remain which require further consideration at the construction phase of the Project. Commitments to undertake further assessment and possibly remediation are outlined in the REAC (GS001, GS027 (if required), and GS028).

8.1.14 The nursey (HLU0330) has not been subjected to any intrusive ground investigation to date and the northern area is located within the footprint of a bridge, associated with the main route alignment. As the contamination status of the site is unknown and any potential contaminants are likely to be disturbed by the proposed development works, further consideration at the construction phase of the Project is required. Commitments to undertake further assessment and possibly remediation are outlined in the REAC (GS001, GS027 (if required), and GS028).

8.1.15 At the Southern Valley Golf Course, the results of the ground investigation have indicated the potential for contamination. The Phase 2 GQRA has identified lead, asbestos fibres, and PAH soil contamination in made ground and natural soil samples taken from the golf course. As the site is within an area where the Project route would be in cutting leading to the south tunnel portal, it is likely the contaminated soils will require specific management. The presence of asbestos within soils also limits re-use to areas beneath clean capping or beneath hardstanding. Based on the results of the ground investigation, the risk rating for the site is to remain medium to account for the specific mitigation measures which would need to be considered at this location. A residual risk therefore remains which would require further consideration at the construction phase of the Project. The commitment for this requirement is made in the REAC (GS001, GS027 (if required) and GS028).

8.1.16 Whilst exceedances have been recorded in both soil leachate and groundwater samples, the widespread chemical exceedances are considered to be reflective of baseline background conditions or diffused contamination, and the majority of the soils within Package A are not considered to pose an unacceptable risk to controlled water receptors. Discrete petroleum hydrocarbon groundwater contamination has been qualitatively, but not quantitatively, linked to up hydraulic gradient credible sources of contamination (e.g., PFS North (HLU0215) and a poultry farm (HLU0330)). Should petroleum hydrocarbon impacted groundwaters be encountered by the Project development works, the contaminated groundwaters will managed by commitments outlined in the REAC (GS001, GS016, GS017, GS026, GS028, GS030 and RDWE020).

8.1.17 As the exploratory positions were not installed specifically for ground gas monitoring, there is uncertainty associated with the concentrations recorded. However, a low-risk ground gas regime, equivalent to CS2, has been identified based on the CSM, field observations and the ground gas results to date. It is considered that the concentrations recorded would be adequately managed through the commitment outlined in the REAC (GS018) and therefore do not pose an unacceptable risk to the Project.

8.1.18 The assessment herein has shown that whilst there are credible sources of contamination identified in Package A, the route alignment is not grossly contaminated and the risks identified can be managed by taking into account

Uncontrolled when printed – Copyright © - 2022
National Highways Limited – all rights reserved

the standard construction procedures and protocols and the measures secured within the Code of Construction Practice and REAC (Application Document 6.3).

8.2 Future Stages

8.2.1 The Contractors would complete further ground investigations prior to construction to inform the detailed design of the Project and where supplementary investigation is required to assess residual contamination risks. The Contractors would provide ground investigation method statements for acceptance of National Highways in consultation with the Environment Agency prior to commencement of the works. The commitment for this requirement is made in the REAC (GS001).

8.2.2 The additional data will be used to help further refine the CSM as presented in the PRA Report (Application Document 6.3, Appendix 10.6) and the Generic Quantitative Risk Assessment table within Annex A-A of this report.

8.2.3 After appropriate assessment and where unacceptable risks are identified, the Contractors would develop proposals for site-specific remediation strategies and implementation plans in consultation with the relevant local authority and Environment Agency prior to implementation. The Contractors would have regard to the Remediation Options Appraisal and Outline Remediation Strategy (Application Document 6.3, Appendix 10.11), which identifies techniques that could be implemented by the Contractors for the remediation of contamination. The commitment for this requirement is made in the REAC (GS027).

Uncontrolled when printed – Copyright © - 2022 National Highways Limited – all rights reserved

References

British Standards Institution. (2013). BS 8576:2013: Guidance on investigation for ground gas – permanent gases and volatile organic compounds (VOCs). London: British Standards Institution.

British Standards Institution. (2017). BS 10175:2011+A2:2017: Investigation of potentially contaminated sites. Code of practice. London: British Standards Institution.

British Standards Institution. (2019). BS 8485:2015+A1:2019: Code of practice for the design of protective measures for methane and carbon dioxide ground gases for new buildings. London: British Standards Institution.

Construction Industry Research and Information Association (CIRIA). (2007). Assessing risks posed by hazardous ground gases to buildings (C665). London: CIRIA.

Contaminated Land: Applications in Real Environments (CL:AIRE). (2014). SP1010 – Development of Category 4 Screening Levels for Assessment of Land Affected by Contamination. Accessed April 2020. https://www.claire.co.uk/information-centre/water-and-land-library-wall/44-risk-assessment/207-category-4screening-levels-c4sls

Contaminated Land: Applications in Real Environments (CL:AIRE). (2017). Petroleum Hydrocarbon in Groundwater: Guidance on assessing petroleum hydrocarbons using existing hydrogeological risk assessment methodologies. London: CL:AIRE.

Environment Agency (EA). (2006). Remedial Targets Methodology: Hydrogeological Risk Assessment for Land Contamination. Bristol: EA.

Environment Agency (EA). (2021). Land Contamination: Risk Management. Accessed August 2021. https://www.gov.uk/guidance/land-contamination-how-to-manage-the-risks.

European Environment Agency (EEA). (2003). Indicator Fact Sheet: (WQ03b) Saltwater intrusion. Accessed: July 2022. https://www.eea.europa.eu/data-and-maps/indicators/saltwater-intrusion/saltwater-intrusion.

Environmental Systems Research Institute (Esri). (2022). World Imagery. Accessed July 2022. https://services.arcgisonline.com/ArcGIS/rest/services/World_Imagery/MapServer.

Hobbs, N.B. (1986) Mire morphology and the properties and behaviour of some British and foreign peats. Quarterly Journal of Engineering Geology, 19, 1-80.

Nathanail, C., McCaffrey, C., Gillett, A., Ogden, R., & Nathanail, J. (2015). The LQM/CIEH S4ULs for Human Health Risk Assessment. Nottingham: Land Quality Press. Copyright Land Quality Management Limited reproduced with permission; Publication Number S4UL3223. All rights reserved.

NHBC and Environment Agency (2008). Guidance for the Safe Development of Housing on Land Affected by Contamination. Research & Development Publication 66.

Perfect Circle. (2020). Land Based Works – Phase 2A Area 1 Package A Factual Report on Ground Investigation (ref: HE540039-PCI-GEN-GEN-REP-GEO-00043_P03). London: Perfect Circle.

The Water Environment (Water Framework Directive) (England and Wales) Regulations 2017. Accessed June 2022. https://www.legislation.gov.uk/uksi/2017/407/contents/made

The Water Supply (Water Quality) Regulations 2016. Accessed July 2020. https://www.legislation.gov.uk/uksi/2016/614/pdfs/uksi_20160614_en.pdf/

Uncontrolled when printed – Copyright © - 2022
National Highways Limited – all rights reserved

Wilson, S., Card, G., & Haines, S. (2008). The Local Authority Guide to Ground Gas. London: Chartered Institute of Environmental Health (CIEH).

Wilson, S., Card, G., Haines, S. (2009) Ground Gas Handbook. Caithness: Whittles Publishing.

Uncontrolled when printed – Copyright © - 2022
National Highways Limited – all rights reserved

Figures

Uncontrolled when printed – Copyright © - 2022
National Highways Limited – all rights reserved

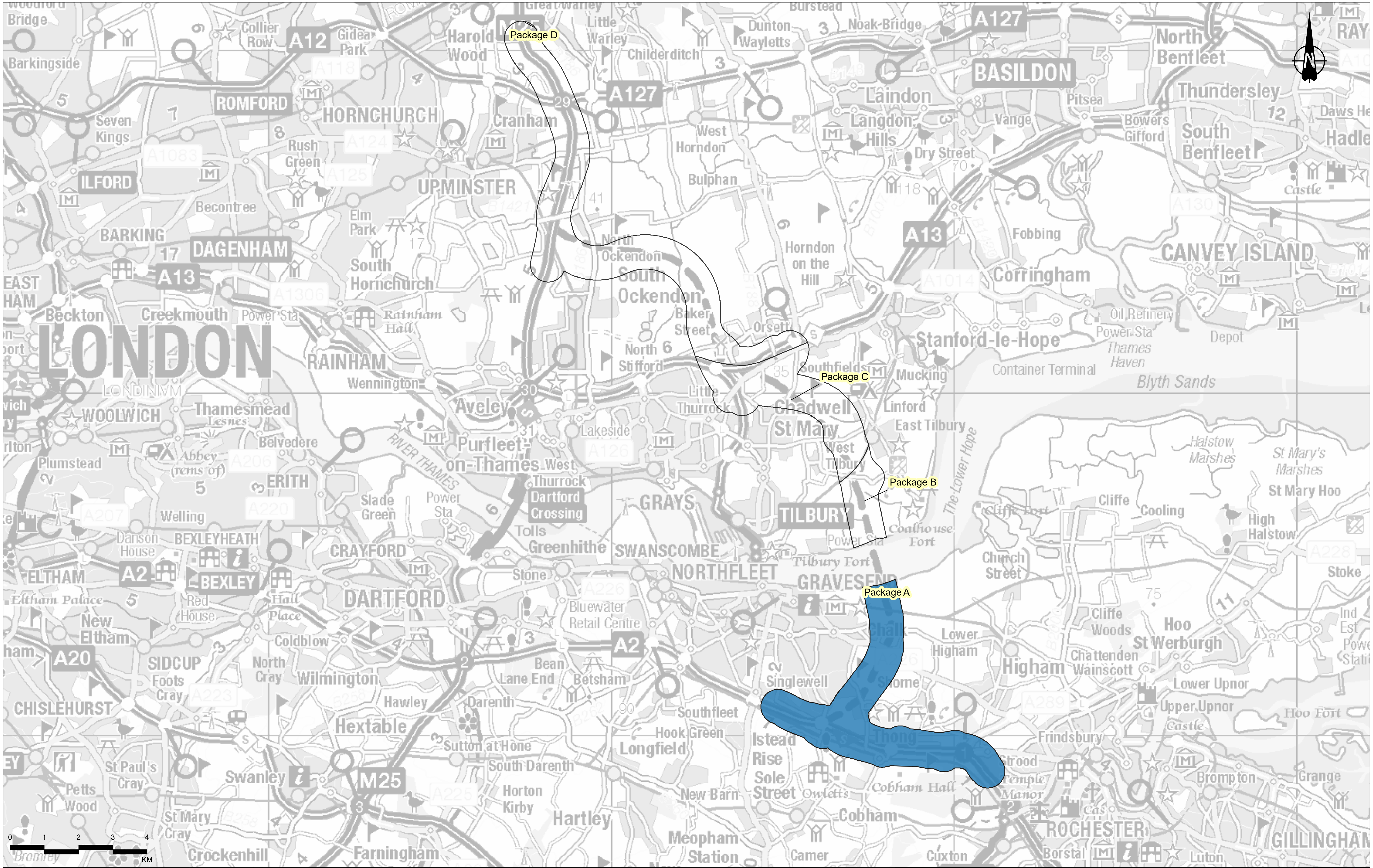

Contains Ordnance Survey data. © Crown copyright and database rights 2022. Ordnance Survey 100030649

Notes:

All dimensions are in metres unless otherwise stated.

Legend

- Phase 2 Ground Investigation Packages
- Package A

Rev	Status	Rev. Date	Purpose of revision	Drawn	Chck'd	Apprv'd
P01	S8	06/10/2022	DCO Application	SW	BP	TW

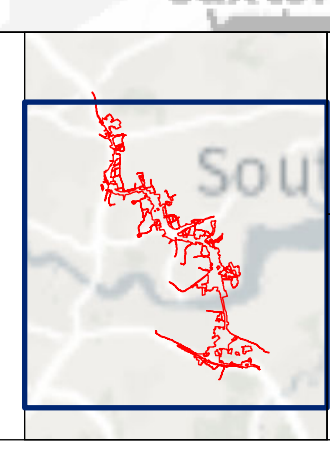

Client: national highways

Project: LOWER THAMES CROSSING

Status: DCO APPLICATION

Original Size: A3

Revision: P01

Application Document Number: TR010032/APP/6.3

Scale: 1:100,000

Drawing Title: Figure A: Phase 2 Ground Investigation Packages

Drawing Number: HE540039-CJV-GEN-GEN-MAP-GEO-00201

Z:\Environment\Environmental Statement\10. Geology and Soils\Appendix 10.9new\HE540039-CJV-GEN-GEN-MAP-GEO-00201.aprx

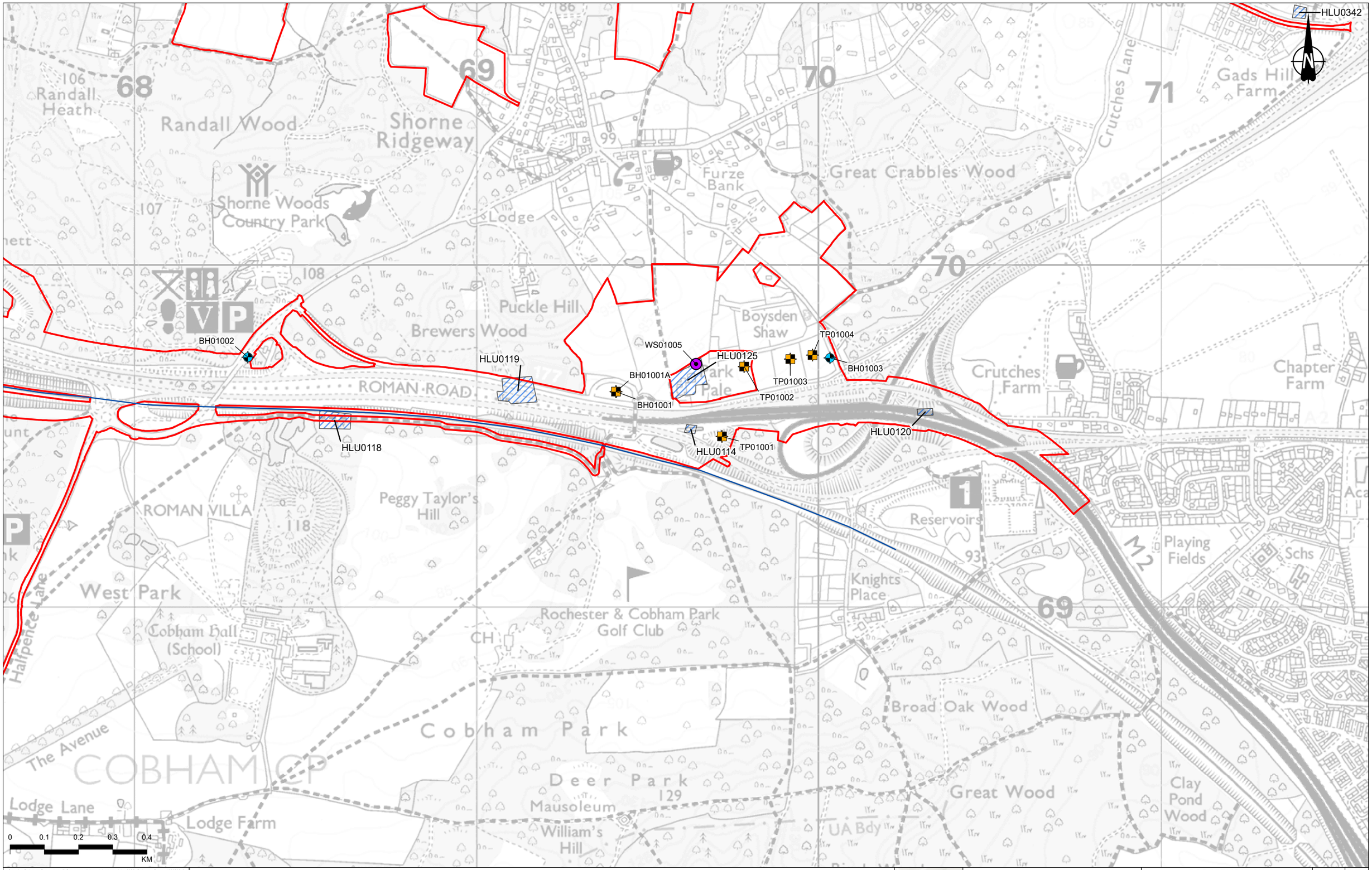

Contains Ordnance Survey data. © Crown copyright and database rights 2022. Ordnance Survey 100030649

Rev	Status	Rev. Date	Purpose of revision	Drawn	Chck'd	Apprv'd
P01	S8	06/10/2022	DCO Application	SW	SC	CR

Legend

- Order Limits
- Credible Contaminant Source
- Credible Contaminant Source
- Cable Percussion
- Cable Percussion / Rotary Core
- Dynamic Sample / Rotary Core
- Surface Water Sample
- Trial Pit
- Window/Windowless Sample
- Windowless Sample / Rotary Core

Client: national highways

Project: LOWER THAMES CROSSING

Status: DCO APPLICATION

Application Document Number: TR010032/APP/6.3

Original Size: A3

Revision: P01

Scale: 1:10,000

Drawing Title: Figure B: Phase 2 Ground Investigation - Package A Exploratory Hole Locations and Credible Contaminant Sources

Drawing Number: HE540039-CJV-GEN-GEN-MAP-GEO-00202

Z:\Environment\Environmental Statement\10. Geology and Soils\Appendix 10.9new\HE540039-CJV-GEN-GEN-MAP-GEO-00202.aprx

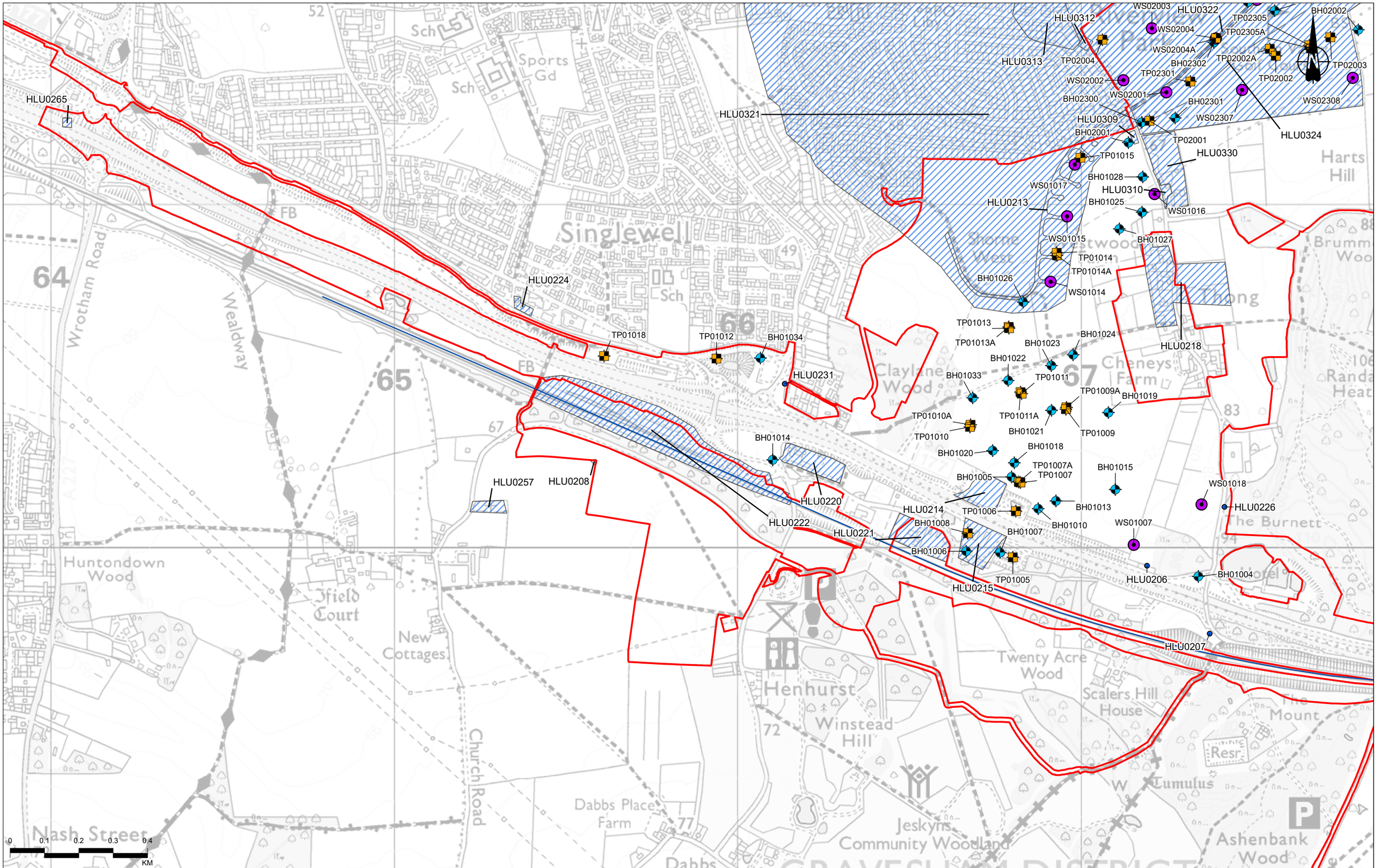

Contains Ordnance Survey data. © Crown copyright and database rights 2022. Ordnance Survey 100030649

Rev	Status	Rev. Date	Purpose of revision	Drawn	Chck'd	Apprv'd
P01	S8	06/10/2022	DCO Application	SW	SC	CR

Legend

- Order Limits
- Credible Contaminant Source
- Credible Contaminant Source
- Credible Contaminant Source
- Cable Percussion
- Cable Percussion / Rotary Core
- Dynamic Sample / Rotary Core
- Surface Water Sample
- Trial Pit
- Window/Windowless Sample
- Windowless Sample / Rotary Core

Client: national highways

Project: LOWER THAMES CROSSING

Status: DCO APPLICATION

Application Document Number: TR010032/APP/6.3

Original Size: A3

Revision: P01

Scale: 1:10,000

Drawing Title: Figure B: Phase 2 Ground Investigation - Package A Exploratory Hole Locations and Credible Contaminant Sources

Drawing Number: HE540039-CJV-GEN-GEN-MAP-GEO-00202

Z:\Environment\Environmental Statement\10. Geology and Soils\Appendix 10.9new\HE540039-CJV-GEN-GEN-MAP-GEO-00202.aprx

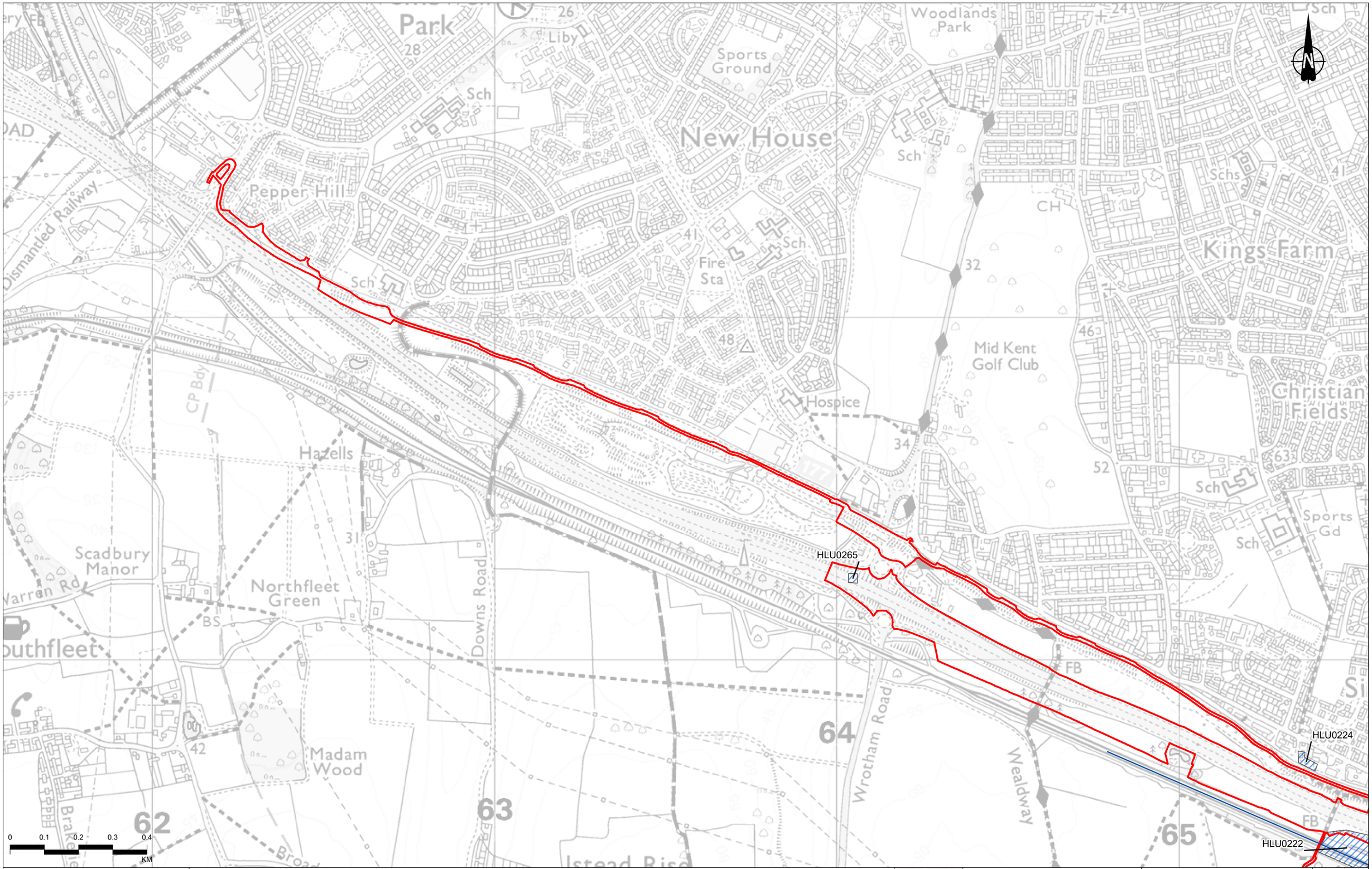

Contains Ordnance Survey data. © Crown copyright and database rights 2022. Ordnance Survey 100030649

Rev	Status	Rev. Date	Purpose of revision	Drawn	Chck'd	Apprv'd
P01	S8	06/10/2022	DCO Application	SW	SC	CR

Legend

- Order Limits
- Credible Contaminant Source
- Credible Contaminant Source
- Cable Percussion
- Cable Percussion / Rotary Core
- Dynamic Sample / Rotary Core
- Surface Water Sample
- Trial Pit
- Window/Windowless Sample
- Windowless Sample / Rotary Core

Client: national highways

Project: LOWER THAMES CROSSING

Status: DCO APPLICATION

Original Size: A3

Revision: P01

Application Document Number: TR010032/APP/6.3

Scale: 1:10,000

Drawing Title: Figure B: Phase 2 Ground Investigation - Package A Exploratory Hole Locations and Credible Contaminant Sources

Drawing Number: HE540039-CJV-GEN-GEN-MAP-GEO-00202

Z:\Environment\Environmental Statement\10. Geology and Soils\Appendix 10.9new\HE540039-CJV-GEN-GEN-MAP-GEO-00202.aprx

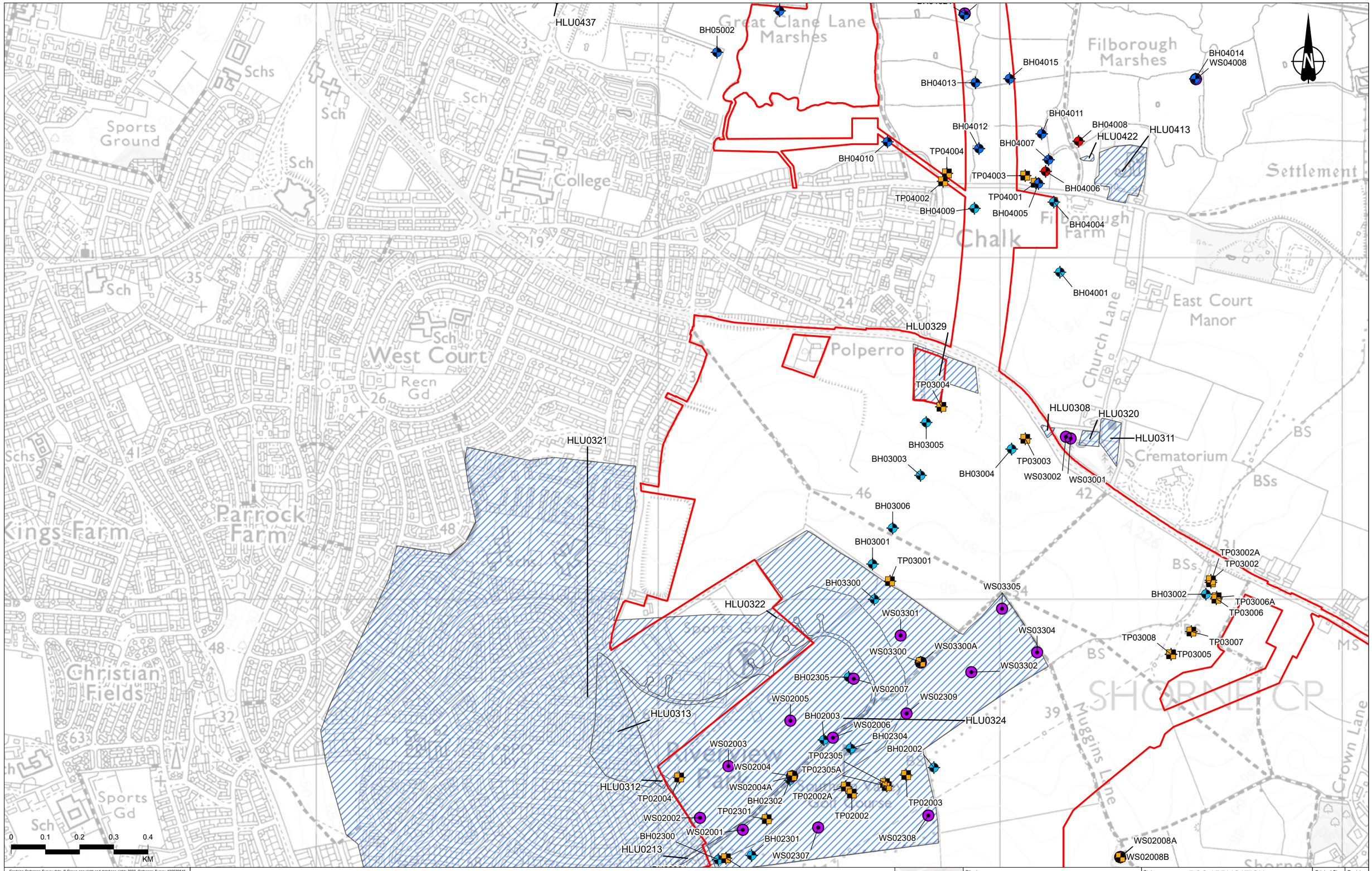

Contains Ordnance Survey data. © Crown copyright and database rights 2022. Ordnance Survey 100030649

Rev	Status	Rev. Date	Purpose of revision	Drawn	Chck'd	Apprv'd
P01	S8	06/10/2022	DCO Application	SW	SC	CR

Legend

- Order Limits
- Credible Contaminant Source
- Cable Percussion
- Cable Percussion / Rotary Core
- Dynamic Sample / Rotary Core
- Surface Water Sample
- Trial Pit
- Window/Windowless Sample
- Windowless Sample / Rotary Core

Client: national highways

Project: LOWER THAMES CROSSING

Status: DCO APPLICATION

Application Document Number: TR010032/APP/6.3

Original Size: A3 | Revision: P01 | Scale: 1:10,000

Drawing Title: Figure B: Phase 2 Ground Investigation - Package A Exploratory Hole Locations and Credible Contaminant Sources

Drawing Number: HE540039-CJV-GEN-GEN-MAP-GEO-00202

Z:\Environment\Environmental Statement\10. Geology and Soils\Appendix 10.9new\HE540039-CJV-GEN-GEN-MAP-GEO-00202.aprx

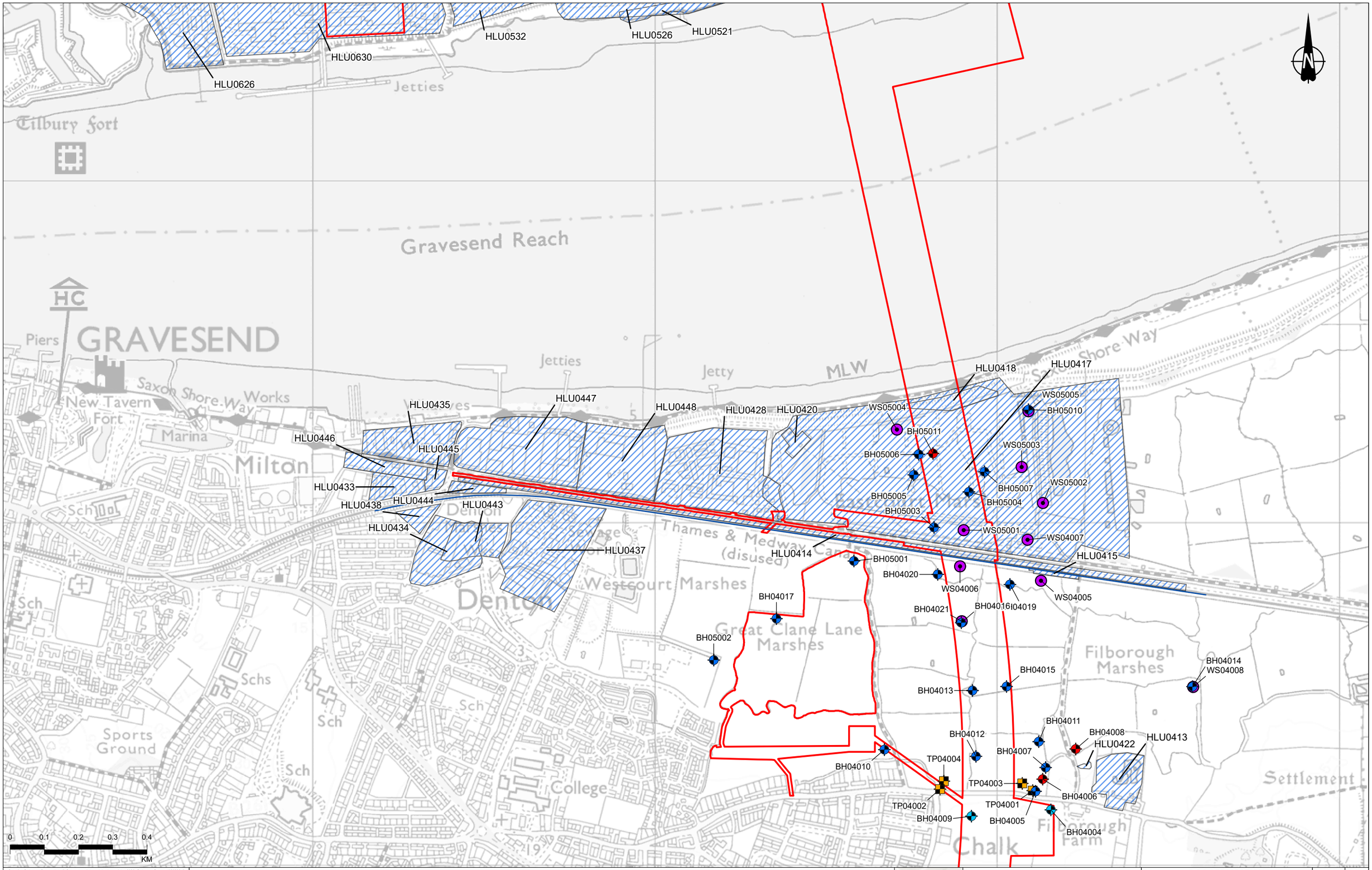

Contains Ordnance Survey data. © Crown copyright and database rights 2022. Ordnance Survey 100030649

Rev	Status	Rev. Date	Purpose of revision	Drawn	Chck'd	Apprv'd
P01	S8	06/10/2022	DCO Application	SW	SC	CR

Legend

- Order Limits
- Credible Contaminant Source
- Credible Contaminant Source
- Cable Percussion
- Cable Percussion / Rotary Core
- Dynamic Sample / Rotary Core
- Surface Water Sample
- Trial Pit
- Window/Windowless Sample
- Windowless Sample / Rotary Core

Client: national highways

Project: LOWER THAMES CROSSING

Status: DCO APPLICATION

Application Document Number: TR010032/APP/6.3

Original Size: A3

Revision: P01

Scale: 1:10,000

Drawing Title: Figure B: Phase 2 Ground Investigation - Package A Exploratory Hole Locations and Credible Contaminant Sources

Drawing Number: HE540039-CJV-GEN-GEN-MAP-GEO-00202

Z:\Environment\Environmental Statement\10. Geology and Soils\Appendix 10.9new\HE540039-CJV-GEN-GEN-MAP-GEO-00202.aprx

Annexes

Uncontrolled when printed – Copyright © - 2022
National Highways Limited – all rights reserved

Annex A-A Generic Quantitative Risk Assessment

Uncontrolled when printed – Copyright © - 2022
National Highways Limited – all rights reserved

	Name	Ref. No	Description	Potential Contaminants associated with contaminant source	Location and Geology: Location with respect to Order Limits and Study Area	Generalised Superficial Geology: Superficial Geology provided by BGS	Generalised Bedrock Geology: Bedrock Geology provided by BGS	Potential Pathways: D-S Direct/dermal contact and incidental ingestion of contaminated soil	D-G Direct/dermal contact and incidental ingestion of contaminated groundwater	A Ingestion of solid or wind-blown dust	V Build-up of vapours or gases in confined spaces	F Inhalation of vapours, gases or wind-blown dust or fibres	S-G Leaching of contaminants from soil into groundwater	G-L Migration of contaminated groundwater on or off site	G-SW Groundwater migration to surface waters	R-SW Contaminated runoff (water and sediment) from land to surface waters	Human Health Receptors: RH01 Construction workers	RH02 Operational staff	RH03 Road users	RH04 Adjacent land users - residents	RH05 On site and adjacent land users — public open space	RH06 Adjacent land users – industrial, commercial and agricultural workers, and users of recreational sites	Controlled Water Receptors: Superficial Aquifer: Aquifer(s)	Bedrock Aquifer: Aquifer(s)	SPZ: SPZ	Surface Water: Distance to SW (m)	Preliminary Qualitative Risk Assessment: Severity	Likelihood	Preliminary Qualitative Risk Assessment Rating	Potential Significance of Pollutant Linkage(s)	Generic Quantitative Risk Assessment: Discussion of Further Assessment in Relation to Proposed Design and GQRA	Severity	Likelihood	Generic Quantitative Risk Assessment Rating	Outcome of Further Assessment in Relation to Proposed Design and GQRA
1	2	3	4	5		9	10	11	12	13	14	15	16	17	18	19	20	21	22	23	24	25	26	27	28	29	30	31	32	33	34	35	36	37	38
	Cole Wood Chalk Pit	**HLU0120**	Small rural chalk pit potentially infilled approximately 1907 to 1931. Possible reworking for A2/M2 junction in 1990s.	Petroleum hydrocarbons, polycyclic aromatic hydrocarbons (PAH), inorganics, metals, asbestos, hazardous gases.	Within Order Limits and study area	No superficial deposits	Lewes Nodular Chalk Formation, Seaford Chalk Formation and Newhaven Chalk Formation (Undifferentiated) (Chalk)	x		x	x	x	x	x			x	x	x					Principal Aquifer	SPZ III	288	Minor	Low likelihood	Low	Unlikely to be a significant risk due to small size, the age of the fill material and location beneath proposed highway.	Located beneath existing highway, main route alignment planned over the potential source. If disturbed, the potential source is of a scale that can be dealt with by standard protocols including a watching brief and materials management, as required by the project REAC.	Minor	Unlikely	Low	Implementation of standard protocols including watching brief and materials management as detailed in the REAC as required.
	Infilled pond	**HLU0114**	Former pond filled with unknown material between 1907 and 1931.	Petroleum hydrocarbons, PAH, inorganics, metals, asbestos, hazardous gases.	Within Order Limits and study area	No superficial deposits	Lewes Nodular Chalk Formation, Seaford Chalk Formation and Newhaven Chalk Formation (Undifferentiated) (Chalk)	x		x	x	x	x	x	x		x	x	x		x	x		Principal Aquifer	SPZ III	21	Minor	Low likelihood	Low	Unlikely to be a significant risk due to small size, the age of the fill material and location beneath proposed highway.	Located beneath existing highway, the route alignment is planned over the potential source, with minor embankment works. If disturbed, the potential source is of a scale that can be dealt with by standard protocols including a watching brief and materials management, as required by the project REAC.	Minor	Unlikely	Low	Implementation of standard protocols including watching brief and materials management as detailed in the REAC as required.
	Road Haulier Depot	**HLU0125**	Road haulier depot, haulage services and plant hire from 1960s onwards.	Petroleum hydrocarbons, PAH, metals, phenols, VOC, SVOC, asbestos.	Within Order Limits and study area	No superficial deposits	Lewes Nodular Chalk Formation, Seaford Chalk Formation and Newhaven Chalk Formation (Undifferentiated) (Chalk)	x		x	x	x	x	x	x		x	x			x	x		Principal Aquifer	SPZ II	120	Medium	Low likelihood	Low	Unlikely to be a significant contaminant source due to relatively recent construction of facility.	The potential source is outside the development boundary. A Utilities Logistics Hub is proposed adjacent to the north west and utility networks to the west and south, as such, whilst unlikely if any localised impacts are present that may be disturbed by proposed construction or operation activities, this can be dealt with by standard protocols including watching brief and materials management, as required by the project REAC.	Mild	Unlikely	Low	Implementation of standard protocols including watching brief and materials management as detailed in the REAC as required.
	Brickyard and kilns	**HLU0119**	19th and early 20th century brickyard and kilns.	Metals, asbestos, hazardous gases, petroleum hydrocarbons, PAH.	Within Order Limits and study area	No superficial deposits	Thanet Formation (Sand, Silt and Clay); Lewes Nodular Chalk Formation, Seaford Chalk Formation and Newhaven Chalk Formation (Undifferentiated) (Chalk)	x		x	x	x	x	x	x		x	x	x		x	x		Secondary Aquifer - A; Principal Aquifer	SPZ III	34	Minor	Likely	Low	Unlikely to be a significant risk due to small size, age and location beneath proposed highway. Mostly beneath existing A2 alignment.	The potential source is beneath the existing A2, the proposed route alignment and where utility works are proposed. Whilst unlikely, and if still present, the potential source may be disturbed by proposed construction or operation activities and as such a pathway may be created. If any localised impacts to soil are present that may be disturbed by proposed construction or operation activities, this can be dealt with by standard protocols including a watching brief and materials management, as required by the project	Minor	Unlikely	Low	Implementation of standard protocols including watching brief and materials management as detailed in the REAC as required.
	Former Poultry Yard	**HLU0118**	Former poultry yard (approximately 1867 to 1993).	Petroleum hydrocarbons, PAH, metals, inorganics, pesticides, asbestos, ammoniacal nitrogen, microbial contamination, hazardous gases.	Within Order Limits and study area	No superficial deposits	Thanet Formation (Sand, Silt and Clay); Lambeth Group (Sand, Silt and Clay)	x		x	x	x	x	x	x		x				x	x		Secondary Aquifer - A	SPZ III	44	Minor	Likely	Low	Unlikely to be a significant risk due to the degradable nature of contaminants and age of feature. May influence local groundwater quality baseline.	The potential source is beneath the existing railway and the proposed NMU. Whilst unlikely, the potential source may be disturbed by proposed construction or operation activities and as such a pathway may be created. If any localised impacts to soil are present that may be disturbed by proposed construction or operation activities, this can be dealt with by standard protocols including a watching brief and materials management, as required by the project REAC.	Minor	Unlikely	Low	Implementation of standard protocols including watching brief and materials management as detailed in the REAC as required.
	Former road haulage site	**HLU0136**	Former road haulage site (Landmark, 2018). Residential property currently present.	Petroleum hydrocarbons, PAH, metals, phenols, VOC, SVOC, asbestos.	Within Order Limits and study area	No superficial deposits	Seaford Chalk Formation and Newhaven Chalk Formation (undifferentiated) (Chalk)				x	x	x	x	x								Secondary Aquifer - Undifferentiated	Principal Aquifer	SPZ III	180	Minor	Low likelihood	Low	Aerial photo evidence suggests site was very small scale, and was agricultural field up to circa 1990.	The potential source will not be disturbed by proposed construction or operation activities and as such it is unlikely any pollutant pathway will be created.	Minor	Unlikely	Low	No further consideration necessary.
	Cobham Farm	**HLU0137**	Farmyard and farm buildings. Also referred to as Cobhambury Farm	Petroleum hydrocarbons, PAH, pesticides, herbicides, asbestos, metals, inorganics, ammoniacal nitrogen, hazardous gases.	Within 250m study area	No superficial deposits	Seaford Chalk Formation and Newhaven Chalk Formation (undifferentiated) (Chalk)						x	x										Principal Aquifer	SPZ II	235	Mild	Low likelihood	Low	Farm is outside development boundary but may influence groundwater quality in aquifer.	The potential source will not be disturbed by proposed construction or operation activities and as such it is unlikely any pollutant pathway will be created.	Minor	Unlikely	Low	No further consideration necessary.
	Sheep Wash	**HLU0207**	Sheep wash (approximately 1864 to 1963).	Metals, pesticides.	Within Order Limits and study area	No superficial deposits	Harwich Formation (Sand and Gravel); Lambeth Group (Sand, Silt and Clay)	x		x		x	x	x	x		x	x	x		x	x		Secondary Aquifer - A	None	145	Medium	Likely	Medium	Potential soil and groundwater contamination resulting from long-term use of sheep wash facility. Limited information and may no longer exist.	The potential source is beneath the proposed route alignment and where utility works are proposed. If still present, the potential source may be disturbed by proposed construction or operation activities and as such a pathway may be created. If any localised impacts to soil are present that may be disturbed by proposed construction or operation activities, this can be dealt with by standard protocols including a watching brief and materials management, as required by the project REAC.	Minor	Unlikely	Low	Implementation of standard protocols including watching brief and materials management as detailed in the REAC as required.
	Electricity substation, Valley Drive	**HLU0231**	Electricity substation, approximately 1972 to present.	Petroleum hydrocarbons, PCB.	Within Order Limits and study area	No superficial deposits	Thanet Formation (Sand)	x		x	x	x	x	x	x		x			x				Secondary Aquifer - A	None	143	Mild	Likely	Low	Small scale electricity substation, no records of any pollution incidents identified. Risk to water resources low given limited size of potential impact from hydrocarbons and low mobility of PCBs.	The potential source is where utility works are proposed. Whilst unlikely, the potential source may be disturbed by proposed construction or operation activities and as such a pathway may be created. If any localised impacts to soil are present that may be disturbed by proposed construction or operation activities, this can be dealt with by standard protocols including a watching brief and materials management, as required by the project REAC.	Mild	Unlikely	Low	Implementation of standard protocols including watching brief and materials management as detailed in the REAC as required.
	Electricity substation	**HLU0206**	Electricity substation located north of the A2. Constructed circa 1967	Petroleum hydrocarbons, PCB.	Within Order Limits and study area	No superficial deposits	Thanet Formation (Sand)	x		x	x	x	x	x			x	x				x		Secondary Aquifer - A	None	213	Medium	Likely	Medium	Potential for unrecorded releases of PCBs. Possible disturbance during proposed works.	The substation is located on the proposed route alignment. The potential source may be disturbed by proposed construction or operation activities and as such a pathway may be created. If any localised impacts to soil are present that may be disturbed by proposed construction or operation activities, this can be dealt with by standard protocols including watching brief and materials management, as required by the project REAC.	Minor	Low Likelihood	Low	Implementation of standard protocols including watching brief and materials management as detailed in the REAC as required.
	Esso A2 Westbound Petrol Filling Station	**HLU0215**	Vehicle garage and petrol filing station (1972–present). Possible made ground to west.	Petroleum hydrocarbons, PAH, Methyl Tert-Butyl Ether (MTBE), metals, inorganics, VOC, SVOC, asbestos, hazardous gases.	Within Order Limits and study area	No superficial deposits	Seaford Chalk Formation and Newhaven Chalk Formation (Undifferentiated) (Chalk); Thanet Formation (Sand)	x		x	x	x	x	x	x		x	x	x		x	x		Secondary Aquifer - A; Principal Aquifer	None	19	Medium	Likely	Medium	Operational PFS. Known (minor) hydrocarbon impacts to soil. Site redeveloped in 2010 and environmental condition reports available.	Existing PFS located on the proposed route alignment and proposed utility works. The PFS would be removed as part of the works. No intrusive ground investigation works have been undertaken at the potential source to date. Consequently, further assessment and possible remedial works is required at this potential source.	Medium	Likely	Medium	Requires further assessment and/or remedial works.
	Former A2 Eastbound Petrol Filling Station	**HLU0214**	Former vehicle garage and petrol filing station (approximately 1972 to approximately 2008).	Petroleum hydrocarbons, PAH, MTBE, metals, inorganics, VOC, SVOC, asbestos, hazardous gases.	Within Order Limits and study area	Head (Clay, Silt, Sand and Gravel)	Seaford Chalk Formation and Newhaven Chalk Formation (Undifferentiated) (Chalk); Thanet Formation (Sand)	x		x	x	x	x	x	x		x	x	x			x	Secondary Aquifer - Undifferentiated	Secondary Aquifer - A; Principal Aquifer	None	25	Medium	Low likelihood	Low	The remediation of the former PFS has been approved by the Environment Agency. A commitment to consult with the Environment Agency on works occurring within the boundary of the PFS prior to the works commencing is detailed in the REAC (GS030). This commitment would ensure that the proposed works would not compromise the remedial action that has taken place.	Former PFS located at proposed main route alignment. The remediation of the former PFS has been approved by the Environment Agency. A commitment to consult with the Environment Agency on works occurring within the boundary of the PFS prior to the works commencing is detailed in the REAC (GS030). This commitment would ensure that the proposed works would not compromise the remedial action that has taken place.	Medium	Low likelihood	Low	A commitment to consult with the Environment Agency on works occurring within the boundary of the PFS prior to the works commencing is detailed in the REAC (GS030). This commitment would ensure that the proposed works would not compromise the remedial action that has taken place.

Name	Ref. No	Description	Potential Contaminants associated with contaminant source	Location and Geology: Location with respect to Order Limits and Study Area	Generalised Superficial Geology	Generalised Bedrock Geology	Potential Pathways: D-S	D-G	A	V	F	S-G	G-L	G-SW	R-SW	Human Health Receptors: RH01	RH02	RH03	RH04	RH05	RH06	Controlled Water Receptors: Superficial Aquifer	Bedrock Aquifer	SPZ	Surface Water	Preliminary Qualitative Risk Assessment: Severity	Likelihood	Preliminary Qualitative Risk Assessment Rating	Potential Significance of Pollutant Linkage(s)	Generic Quantitative Risk Assessment: Discussion of Further Assessment in Relation to Proposed Design and GQRA	Severity	Likelihood	Generic Quantitative Risk Assessment Rating	Outcome of Further Assessment in Relation to Proposed Design and GQRA
					Superficial Geology provided by BGS	Bedrock Geology provided by BGS	Direct/dermal contact and incidental ingestion of contaminated soil	Direct/dermal contact and incidental ingestion of contaminated groundwater	Ingestion of soil or wind-blown dust	Build-up of vapour or gases in confined spaces	Inhalation of vapours, gases or wind-blown dust or fibres	Leaching of contaminants from soil into groundwater	Migration of contaminated groundwater on or off site	Groundwater migration to surface waters	Contaminated runoff water and sediment from land to surface waters	Construction workers	Operational staff	Road users	Adjacent land users - residents	On site and adjacent land users — public open space	Adjacent land users – industrial, commercial and agricultural workers, and users of recreational sites	Aquifer(s)	Aquifer(s)	SPZ	Distance to SW (m)									
1	2	3	4	5		9	10	11	12	13	14	15	16	17	18	19	20	21	22	23	24	25	26	27	28	29	30	31	32	33	34	35	36	37	38
	Railway lines (HS1 / CTRL)	**HLU0126**	Electrified HS1 line opened 2003. Possible made ground in embankments.	Petroleum hydrocarbons, PAH, inorganics, metals.	Within Order Limits and study area	Clay-with-flints Formation (Clay, Silt, Sand and Gravel); Peat (Peat); Head (Clay, Silt, Sand and Gravel)	Lambeth Group (Sand, Silt and Clay); London Clay Formation (Clay and Silt); Harwich Formation (Sand and Gravel); Thanet Formation (Sand, Silt and Clay); Lewes Nodular Chalk Formation, Seaford Chalk Formation and Newhaven Chalk Formation (Undifferentiated) (Chalk)	x		x	x	x	x	x	x		x	x	x	x	x	x	Secondary Aquifer - Undifferentiated; Unproductive Strata	Principal Aquifer; Secondary Aquifer - A; Unproductive Strata	None	18	Minor	Low likelihood	Low	Unlikely to be a significant risk due to modern nature of development and absence of recorded incidents. Imported fill suitable for rail use likely suitable for road use.	HS1 line runs adjacent to proposed works and will remain in place throughout the Project. Adjacent proposed works are intrusive and overhead utility works. Disturbance is considered unlikely. Made Ground forming the railway embankments should have been placed under the environmental and waste legislation pertaining at the time of construction. Plausible pollutant linkages considered unlikely.	Minor	Unlikely	Low	No further consideration necessary.
	Chalk Pit	**HLU0208**	Small chalk pit potentially infilled between 1938 and 1954	Petroleum hydrocarbons, PAH, inorganics, metals, asbestos, hazardous gases	Within Order Limits and study area	No superficial deposits	Thanet Formation (Sand)	x		x	x	x	x	x			x					x		Secondary Aquifer - A	SPZ III	283	Minor	Low likelihood	Low	Unlikely to be a significant risk due to age of feature and likely materials filled at this time.	An NMU route is proposed to the north east of the potential source. Though unlikely, the potential source may be disturbed by proposed construction or operation activities. If any localised impacts to soil are present that may be disturbed by proposed construction or operation activities, this can be dealt with by standard protocols including watching brief and materials management, as required by the project REAC.	Minor	Unlikely	Low	Implementation of standard protocols including watching brief and materials management as detailed in the REAC as required.
	Singlewell Railway Maintenance Depot	**HLU0222**	Singlewell Infrastructure Maintenance Depot (2007 onwards).	Petroleum hydrocarbons, PAH, inorganics, metals, phenols, VOC, SVOC.	Within Order Limits and study area	Head (Clay, Silt, Sand and Gravel)	Seaford Chalk Formation and Newhaven Chalk Formation (Undifferentiated) (Chalk); Thanet Formation (Sand)	x		x	x	x	x	x	x		x	x	x		x	x	Secondary Aquifer - Undifferentiated	Principal Aquifer; Secondary Aquifer - A	SPZ III	45	Mild	Low likelihood	Low	Unlikely to be a significant risk due to modern nature of development. Potential presence of clay reduces likelihood of impact to controlled waters. Potential for current fuel storage on site increases potential severity.	Existing maintenance depot located on the edge of the Order Limits. Earthworks and utility works are proposed adjacent along the north east boundary of the potential source, which is currently woodland. Whilst unlikely, the potential source may be disturbed by proposed construction or operation activities and as such a pathway may be created. If any localised impacts to soil are present that may be disturbed by proposed construction or operation activities, this can be dealt with by standard protocols including a watching brief and materials management, as required by the project REAC.	Minor	Unlikely	Low	Implementation of standard protocols including watching brief and materials management as detailed in the REAC as required.
	HS1 electricity substation facility (Singlewell Feeder Station)	**HLU0221**	Large substation site (from 2003).	Petroleum hydrocarbons.	Within Order Limits and study area	Head (Clay, Silt, Sand and Gravel)	Seaford Chalk Formation and Newhaven Chalk Formation (Undifferentiated) (Chalk); Thanet Formation (Sand)	x		x	x	x	x	x	x		x				x	x	Secondary Aquifer - Undifferentiated	Principal Aquifer; Secondary Aquifer - A	SPZ III	25	Mild	Likely	Low	Unlikely to be a significant risk due to modern nature of development and absence of recorded incidents. Risk to water resources low given limited size of potential impact from hydrocarbons and low mobility of PCBs.	The substation is located on the edge of the red line boundary where overhead utility works are proposed. The potential source will not be disturbed by proposed construction or operation activities and as such it is unlikely any pollutant pathway will be created.	Mild	Unlikely	Low	No further consideration necessary.
	Henhurst Road Contractors Depot	**HLU0220**	Civil engineering contractor's yard and aggregate processing site (post-1993). Possible made ground.	Metals, petroleum hydrocarbons, PAH, inorganics, phenols, VOC, SVOC, hazardous gases, asbestos.	Within Order Limits and study area	No superficial deposits	Thanet Formation (Sand)	x		x	x	x	x	x			x	x	x	x	x	x		Secondary Aquifer - A	SPZ III	221	Medium	Likely	Medium	Potential for unrecorded pollution to soil or groundwater from storage of materials and bulk material processing. .	The potential source is adjacent to the existing A2. The proposed route alignment runs across the potential source and associated utility works are proposed. The potential source may be disturbed by proposed construction or operation activities and as such a pathway may be created. If any localised impacts to soil are present that may be disturbed by proposed construction or operation activities, this can be dealt with by standard protocols including a watching brief and materials management, as required by the project REAC.	Minor	Low Likelihood	Low	Implementation of standard protocols including watching brief and materials management as detailed in the REAC as required.
	Singlewell Service Station	**HLU0224**	Vehicle maintenance garage approximately 1961 to present.	Petroleum hydrocarbons, PAH, MTBE, metals, phenols, VOC, SVOC, asbestos, hazardous gases.	Within 250m study area	No superficial deposits	Thanet Formation (Sand)				x		x	x										Secondary Aquifer - A	SPZ III	292	Medium	Likely	Medium	Operational vehicle sales and service centre. Severity based on potential for ongoing primary sources and absence of further information. Potential for unrecorded pollution to groundwater and impact to site via lateral migration.	The service centre and potential historical petrol station is located outside the red line boundary. Proposed intrusive utility works are located adjacent to the south west. Potential impact from the source may be disturbed by proposed construction or operation activities and as such a pathway may be created. If any localised impacts to soil are present that may be disturbed by proposed construction or operation activities, this can be dealt with by standard protocols including a watching brief and materials management, as required by the project REAC.	Minor	Low Likelihood	Low	The requirement for further assessment and mitigation is detailed in the REAC. Implementation of standard protocols including watching brief and materials management as detailed in the REAC as required.
	Electricity substation	**HLU0226**	Electricity substation located north of the A2. Constructed before 1972.	PCB, petroleum hydrocarbons.	Within Order Limits and study area	No superficial deposits	Lambeth Group (Sand, Silt and Clay)				x		x	x										Secondary Aquifer - A	None	129	Minor	Likely	Low	Potential for unrecorded releases of PCBs. Human health receptors not identified and risk to water resources low given limited size of potential impact from hydrocarbons and low mobility of PCBs.	The substation is located in an area of a proposed embankment, utility works and the NMU route. The potential source may be disturbed by proposed construction or operation activities and as such a pathway may be created. If any localised impacts to soil are present that may be disturbed by proposed construction or operation activities, this can be dealt with by standard protocols including a watching brief and materials management, as required by the project REAC.	Minor	Low Likelihood	Low	Implementation of standard protocols including watching brief and materials management as detailed in the REAC as required.
	Poultry Farm, Thong Lane	**HLU0218**	Poultry farm, approximately 1962 to 1993.	Petroleum hydrocarbons, PAH, metals, inorganics, pesticides, asbestos, ammoniacal nitrogen, microbial contamination, hazardous gases.	Within Order Limits and study area	No superficial deposits	Thanet Formation (Sand)	x		x	x	x	x	x	x		x			x	x	x		Secondary Aquifer - A	None	182	Minor	Likely	Low	Potential localised impact to soil due to unrecorded releases or burials, and potential wider impact to groundwater quality.	The poultry farm is located on the Order Limits. The western portion of the site is currently residential housing with the eastern portion an agricultural field. There are no proposed works planned at the potential source. The potential source will not be disturbed by proposed construction or operation activities and as such it is unlikely any pollutant pathway will be created.	Minor	Unlikely	Low	No further consideration necessary.
	Former Gravesend Airport	**HLU0321**	Former civilian and military airfield. Former land uses are known or suspected to include aviation fuel storage and dispposing, firefighting, blast pens, aircraft service/manufacture/breaking, deep Made Ground, and an aluminium smelter.	Petroleum hydrocarbons, PAH, radium, explosives, asbestos, metals, hazardous gases.	Within Order Limits and study area	Head (Clay, Silt, Sand and Gravel)	Seaford Chalk Formation and Newhaven Chalk Formation (Undifferentiated) (Chalk); Thanet Formation (Sand)	x		x	x	x	x	x			x	x	x	x	x	x	Secondary Aquifer - Undifferentiated	Secondary Aquifer - A; Principal Aquifer	SPZ II	548	Medium	Likely	Medium	Wide range of potential pollutants but main buildings are already developed for adjacent residential. Potential impacts to groundwater.	The proposed main route alignment crosses through the eastern portion of the site. The western portion of the site is currently located below a residential housing estate. Most of the site has been redeveloped so it is unlikely to be a significant risk to the Project. The potential source may be disturbed by proposed construction or operation activities and as such a pathway may be created. If any localised impacts to soil are present that may be disturbed by proposed construction or operation activities, this can be dealt with by standard protocols including a watching brief and materials management, as required by the project REAC.	Mild	Likely	Low	The requirement for further assessment and mitigation is detailed in the REAC. Implementation of standard protocols including watching brief and materials management as detailed in the REAC as required.
	Gravesend Airport Perimeter Road - Northeast	**HLU0322**	North-east section of the concrete track forming Gravesend Airport Perimeter Road.	Petroleum hydrocarbons, PAH, radium, asbestos, metals, hazardous gases.	Within Order Limits and study area	No superficial deposits	Seaford Chalk Formation and Newhaven Chalk Formation (Undifferentiated) (Chalk)	x		x	x	x	x	x			x	x	x	x		x		Principal Aquifer	None	818	Medium	Likely	Medium	Likely only localised impacts depending on crashes, unrecorded waste pits but no direct evidence of such.	The proposed main route alignment in cutting is located over the former perimeter road. The potential source may be disturbed by proposed construction or operation activities and as such a pathway may be created. If any localised impacts to soil are present that may be disturbed by proposed construction or operation activities, this can be dealt with by standard protocols including a watching brief and materials management, as required by the project REAC	Mild	Likely	Low	The requirement for further assessment and mitigation is detailed in the REAC. Implementation of standard protocols including watching brief and materials management as detailed in the REAC as required.
	Gravesend Airport Perimeter Road - Southeast	**HLU0213**	South-east section of the concrete track forming Gravesend Airport Perimeter Road, partially intact north of Claylane Wood.	Petroleum hydrocarbons, PAH, radium, asbestos, metals, hazardous gases.	Within Order Limits and study area	No superficial deposits	Seaford Chalk Formation and Newhaven Chalk Formation (Undifferentiated) (Chalk); Thanet Formation (Sand)	x		x	x	x	x	x			x	x	x	x	x	x		Secondary Aquifer - A; Principal Aquifer	None	586	Medium	Likely	Medium	Likely only localised impacts depending on crashes, unrecorded waste pits but no direct evidence of such.	The proposed main route alignment in cutting is located over the former perimeter road. The potential source may be disturbed by proposed construction or operation activities and as such a pathway may be created. If any localised impacts to soil are present that may be disturbed by proposed construction or operation activities, this can be dealt with by standard protocols including a watching brief and materials management, as required by the project REAC	Mild	Likely	Low	The requirement for further assessment and mitigation is detailed in the REAC. Implementation of standard protocols including watching brief and materials management as detailed in the REAC as required.
	Church and Graveyard	**HLU0257**	St Margaret's church and graveyard. Mapped from 1865, still present.	Metals (particularly lead), formaldehyde, ammoniacal nitrogen	Within 250m study area	No superficial deposits	Thanet Formation (sand)						x	x										Secondary Aquifer - A	SPZ III	600	Minor	Low likelihood	Low	Possible impact to groundwater but very small scale graveyard so pollutant load likely to be small.	The potential source will not be disturbed by proposed construction or operation activities and as such it is unlikely any pollutant pathway will be created.	Minor	Unlikely	Low	No further consideration necessary.

	Name	Ref. No	Description	Potential Contaminants associated with contaminant source	Location and Geology: Location with respect to Order Limits and Study Area	Generalised Superficial Geology: Superficial Geology provided by BGS	Generalised Bedrock Geology: Bedrock Geology provided by BGS	Potential Pathways: D-S Direct/dermal contact and incidental ingestion of contaminated soil	D-G Direct/dermal contact and incidental ingestion of contaminated groundwater	A Ingestion of soil or wind-blown dust	V Build-up of vapour or gases in confined spaces	F Inhalation of vapours, gases or wind-blown dust or fibres	S-G Leaching of contaminants from soil into groundwater	G-L Migration of contaminated groundwater on or off site	G-SW Groundwater migration to surface waters	R-SW Contaminated runoff water and sediment from land to surface waters	Human Health Receptors: RH01 Construction workers	RH02 Operational staff	RH03 Road users	RH04 Adjacent land users - residents	RH05 On site and adjacent land users — public open space	RH06 Adjacent land users – industrial, commercial and agricultural workers, and users of recreational sites	Controlled Water Receptors: Superficial Aquifer: Aquifer(s)	Bedrock Aquifer: Aquifer(s)	SPZ: SPZ	Surface Water: Distance to SW (m)	Preliminary Qualitative Risk Assessment: Severity	Likelihood	Preliminary Qualitative Risk Assessment Rating	Potential Significance of Pollutant Linkage(s)	Generic Quantitative Risk Assessment: Discussion of Further Assessment in Relation to Proposed Design and GQRA	Severity	Likelihood	Generic Quantitative Risk Assessment Rating	Outcome of Further Assessment in Relation to Proposed Design and GQRA
1	2	3	4	5		9	10	11	12	13	14	15	16	17	18	19	20	21	22	23	24	25	26	27	28	29	30	31	32	33	34	35	36	37	38
	Petrol Filling Station	**HLU0265**	Petrol filling station. First shown in 1969, last shown 1993. The A2 was realigned over the site in circa 2007.	Petroleum hydrocarbons, PAH, MTBE, metals, inorganics, VOC, SVOC, asbestos, hazardous gases.	Within Order Limits and study area	Head Deposits (Clay, silt, sand and gravel)	Seaford Chalk Formation and Newhaven Chalk Formation (undifferentiated) (Chalk)	x		x	x	x	x	x	x		x	x	x			x	Secondary Aquifer - Undifferentiated	Principal Aquifer	SPZ II	60	Medium	Low likelihood	Low	No decommissioning or remediation records are available but recent highways works (circa 2007) suggest that gross contamination is unlikely to remain in near-surface soils. Possible deep groundwater impact in chalk.	The potential source will not be disturbed by proposed construction or operation activities and as such it is unlikely any pollutant pathway will be created.	Mild	Unlikely	Low	No further consideration necessary.
	Gravesend Airport buildings	**HLU0313**	Hangers and terminals for the former Gravesend Airport. Now redeveloped as Riverview Park housing estate.	Petroleum hydrocarbons, PAH, VOC, SVOC, radium, asbestos, metals, hazardous gases, explosives.	Within 250m study area	No superficial deposits	Seaford Chalk Formation and Newhaven Chalk Formation (Undifferentiated) (Chalk); Thanet Formation (Sand)				x		x	x										Secondary Aquifer - A; Principal Aquifer	None	1058	Mild	Likely	Low	Wide range of potential pollutants but main buildings are already developed for residential. Potential impacts to groundwater.	The potential source is outside the Order Limits and will not be disturbed by proposed construction or operation activities and as such it is unlikely any pollutant pathway will be created.	Mild	Unlikely	Low	No further consideration necessary.
	Nursery	**HLU0330**	Plant nursery, approximately 1955 to present. Significant waste storage.	Petroleum hydrocarbons, PAH, metals, inorganics, herbicides, pesticides, asbestos.	Within Order Limits and study area	No superficial deposits	Seaford Chalk Formation and Newhaven Chalk Formation (Undifferentiated) (Chalk); Thanet Formation (Sand)	x		x		x	x	x			x	x	x	x		x		Secondary Aquifer - A; Principal Aquifer	None	496	Minor	Likely	Low	Potential impact to soil due to unrecorded releases or uncontrolled waste disposal, unlikely significant risk due to likely localised impact.	The nursery is located beneath the proposed main route alignment in an area of cutting. A proposed bridge is located in the northern portion of the potential source. Intrusive utilities are also proposed running across the potential source. The potential source may be disturbed by proposed construction or operation activities and as such a pathway may be created. Therefore there is a possible plausible pollutant linkage. No intrusive ground investigation works have been undertaken at the potential source to date. Consequently, further assessment and possible remedial works is required at this potential source.	Medium	Likely	Medium	Requires further assessment and/or remedial works.
	Chalk Pit	**HLU0308**	Chalk pit, potentially filled between 1909 and 1933.	Petroleum hydrocarbons, PAH, inorganics, metals, asbestos, hazardous gases.	Within Order Limits and study area	No superficial deposits	Seaford Chalk Formation and Newhaven Chalk Formation (Undifferentiated) (Chalk)	x		x	x	x	x	x	x		x			x	x	x		Principal Aquifer	None	78	Minor	Likely	Low	Unlikely to be a significant risk due to age of feature and likely materials filled at this time.	The chalk pit is located beneath an existing road. Utility works are proposed at the potential source. Though unlikely, the potential source may be disturbed by proposed construction or operation activities. If any localised impacts to soil are present that may be disturbed by proposed construction or operation activities, this can be dealt with by standard protocols including watching brief and materials management, as required by the project REAC.	Minor	Unlikely	Low	Implementation of standard protocols including watching brief and materials management as detailed in the REAC as required.
	Chalk Pit	**HLU0309**	Chalk pit potentially filled between 1955 and 1962. Potential for voids from excavated tunnels and waste deposits including putrescible material and pipe bombs.	Petroleum hydrocarbons, PAH, inorganics, metals, asbestos, hazardous gases, explosives.	Within Order Limits and study area	No superficial deposits	Seaford Chalk Formation and Newhaven Chalk Formation (Undifferentiated) (Chalk)	x		x	x	x	x	x			x	x	x	x		x		Principal Aquifer	None	727	Severe	Low likelihood	Medium	Anecdotal evidence of informal dumping of waste indicates moderate levels of contaminants may be present. Degradable contaminants may be reduced. Potential risk from presence of UXO and voids.	Intrusive utilities and an NMU route are proposed to the north and east of the potential source. The road alignment is in cutting and a bridge is proposed to the south east of the potential source. The source may be disturbed by proposed construction or operation activities and as such a pathway may be created. If any localised impacts to soil are present that may be disturbed by proposed construction or operation activities, this can be dealt with by standard protocols including a watching brief and materials management, as required by the project REAC. The acute risks of possible UXO will be dealt with via the related commitments in the REAC.	Minor	Low Likelihood	Low	The requirement for further assessment and mitigation is detailed in the REAC. Implementation of standard protocols including watching brief and materials management as detailed in the REAC as required.
	Chalk Pit	**HLU0310**	Chalk pit potentially filled by 1962. Potential for voids from in situ air raid shelters. Now used as a nursery.	Petroleum hydrocarbons, PAH, inorganics, metals, asbestos, hazardous gases.	Within Order Limits and study area	No superficial deposits	Seaford Chalk Formation and Newhaven Chalk Formation (Undifferentiated) (Chalk); Thanet Formation (Sand)	x		x	x	x	x	x			x	x	x			x		Secondary Aquifer - A; Principal Aquifer	None	524	Mild	Likely	Low	Unlikely to be a significant risk due to age of feature and likely materials filled at this time.	Intrusive utilities and an NMU route are proposed to cross the potential source. The road alignment is in cutting and a bridge is proposed to the north west of the potential source. The source may be disturbed by proposed construction or operation activities and as such a pathway may be created. If any localised impacts to soil are present that may be disturbed by proposed construction or operation activities, this can be dealt with by standard protocols including a watching brief and materials management, as required by the project REAC.	Minor	Low Likelihood	Low	The requirement for further assessment and mitigation is detailed in the REAC. Implementation of standard protocols including watching brief and materials management as detailed in the REAC as required.
	Unknown Pit	**HLU0312**	Unknown pit, potentially filled between 1909 and 1938.	Petroleum hydrocarbons, PAH, inorganics, metals, asbestos, hazardous gases.	Within Order Limits and study area	No superficial deposits	Seaford Chalk Formation and Newhaven Chalk Formation (Undifferentiated) (Chalk); Thanet Formation (Sand)	x		x	x	x	x	x			x			x		x		Secondary Aquifer - A; Principal Aquifer	None	1034	Minor	Likely	Low	Unlikely to be a significant risk due to age of feature and likely materials filled at this time.	The potential source will not be disturbed by proposed construction or operation activities and as such it is unlikely any pollutant pathway will be created.	Minor	Unlikely	Low	No further consideration necessary.
	Southern Valley Golf Course	**HLU0324**	Golf course (1998 to present).	Metals, petroleum hydrocarbons, PAH, asbestos, herbicides, pesticides.	Within Order Limits and study area	Head (Clay, Silt, Sand and Gravel)	Seaford Chalk Formation and Newhaven Chalk Formation (Undifferentiated) (Chalk); Thanet Formation (Sand)	x		x		x	x	x			x	x	x	x		x	Secondary Aquifer - Undifferentiated	Secondary Aquifer - A; Principal Aquifer	None	484	Medium	Likely	Medium	Potential for deleterious materials in imported fill and bulk storage of fuel and pesticides. Rating increased due to the potential size of affected area.	The site is located beneath the proposed main route alignment in the southern tunnel approach. The proposed works would involve significant cutting works. The potential source may be disturbed by proposed construction or operation activities and as such a pathway may be created. Results of the ground investigation have indicated the presence of potential lead, PAH and asbestos soil contaminaiton in the made ground and natural ground. Asbestos fibres were detected in BH02003, WS02002, WS02005 and WS02007. Therefore there is a possible plausible pollutant linkage. The potential source requires further assessment and possible remedial works / specific design.	Medium	Likely	Medium	Requires further assessment and/or remedial works.
	Piggery	**HLU0320**	Former piggery located approximately 220m east of the South Portal.	Petroleum hydrocarbons, PAH, metals, inorganics, pesticides, asbestos, ammoniacal nitrogen, microbial contamination, hazardous gases.	Within 250m study area	No superficial deposits	Seaford Chalk Formation and Newhaven Chalk Formation (Undifferentiated) (Chalk)				x		x	x	x	x								Principal Aquifer	None	0	Minor	Likely	Low	Unlikely to directly impact the route but potential wider impact to groundwater quality near south portal.	The potential source will not be disturbed by proposed construction or operation activities and as such it is unlikely any pollutant pathway will be created.	Minor	Unlikely	Low	No further consideration necessary.
	St Mary's cemetery	**HLU0311**	Church and cemetery. First shown in 1863, still present	Metals (particularly lead), formaldehyde, ammoniacal nitrogen.	Within 250m study area	No superficial deposits	Seaford Chalk Formation and Newhaven Chalk Formation (Undifferentiated) (Chalk)						x	x	x									Principal Aquifer	None	24	Minor	Likely	Low	Unlikely to be a significant risk due to small size and age (first identified on historical maps 1863). May influence local groundwater quality baseline but most contaminants are of low mobility.	The potential source will not be disturbed by proposed construction or operation activities and as such it is unlikely any pollutant pathway will be created.	Minor	Unlikely	Low	No further consideration necessary.
	Viewpoint Place	**HLU0329**	Residential site used for materials storage and possible agricultural use. Potential for unrecorded waste disposal or spillages.	Petroleum hydrocarbons, PAH, metals, inorganics, pesticides, asbestos, ammoniacal nitrogen, hazardous gases.	Within Order Limits and study area	No superficial deposits	Seaford Chalk Formation and Newhaven Chalk Formation (Undifferentiated) (Chalk)	x		x	x	x	x	x			x	x	x	x	x	x		Principal Aquifer	None	490	Mild	Likely	Low	Unlikely to be a significant risk due to small size. Any unrecorded contaminative activities are likely to have been small-scale and the impacts localised. Location directly on Principal Aquifer increases potential water resources risk.	The route is in tunnel at the location of this potential source. Utility works and some earthworks are proposed in the vicinity of the potential source. Though unlikely, the potential source may be disturbed by proposed construction or operation activities. If any localised impacts to soil or groundwater are present that may be disturbed by proposed construction or operation activities, this can be dealt with by standard protocols including watching brief and materials management, as required by the project REAC.	Minor	Low Likelihood	Low	Implementation of standard protocols including watching brief and materials management as detailed in the REAC as required.
	Court Lodge Farm	**HLU0340**	Farmyard and buildings, first shown 1888–1966. Residential properties now present (Earthstar Geographics, 2022).	Petroleum hydrocarbons, PAH, pesticides, herbicides, asbestos, metals, inorganics, ammoniacal nitrogen, hazardous gases	Within 250m study area	No superficial deposits	Thanet Formation (sand, silt and clay)						x	x									None	Principal Aquifer	SPZ III	335	Mild	Unlikely	Low	Age of former farm suggests degradable contaminants in soil and groundwater will be reduced and non-mobile contaminants are unlikely to travel to the development boundary.	The potential source will not be disturbed by proposed construction or operation activities and as such it is unlikely any pollutant pathway will be created.	Minor	Unlikely	Low	No further consideration necessary.

	Name	Ref. No	Description	Potential Contaminants associated with contaminant source	Location and Geology: Location with respect to Order Limits and Study Area	Generalised Superficial Geology: Superficial Geology provided by BGS	Generalised Bedrock Geology: Bedrock Geology provided by BGS	Potential Pathways: D-S Direct/dermal contact and incidental ingestion of contaminated soil	D-G Direct/dermal contact and incidental ingestion of contaminated groundwater	A Ingestion of soil or wind-blown dust	V Build-up of vapour or gases in confined spaces	F Inhalation of vapours, gases or wind-blown dust or fibres	S-G Leaching of contaminants from soil into groundwater	G-L Migration of contaminated groundwater on or off site	G-SW Groundwater migration to surface waters	R-SW Contaminated runoff water and sediment from land to surface waters	Human Health Receptors: RH01 Construction workers	RH02 Operational staff	RH03 Road users	RH04 Adjacent land users - residents	RH05 On site and adjacent land users — public open space	RH06 Adjacent land users – industrial, commercial and agricultural workers, and users of recreational sites	Controlled Water Receptors: Superficial Aquifer: Aquifer(s)	Bedrock Aquifer: Aquifer(s)	SPZ	Surface Water: Distance to SW (m)	Preliminary Qualitative Risk Assessment: Severity	Likelihood	Preliminary Qualitative Risk Assessment Rating	Potential Significance of Pollutant Linkage(s)	Generic Quantitative Risk Assessment: Discussion of Further Assessment in Relation to Proposed Design and GQRA	Severity	Likelihood	Generic Quantitative Risk Assessment Rating	Outcome of Further Assessment in Relation to Proposed Design and GQRA
1	2	3	4	5		9	10	11	12	13	14	15	16	17	18	19	20	21	22	23	24	25	26	27	28	29	30	31	32	33	34	35	36	37	38
	Crown Garage	**HLU0341**	Garage shown since 1960 or earlier. Still in active use as a garage.	Petroleum hydrocarbons, PAH, MTBE, metals, inorganics, VOC, SVOC, asbestos, hazardous gases.	Within Order Limits and study area	No superficial deposits	Lewes Nodular Chalk Formation, Seaford Chalk Formation and Newhaven Chalk Formation (Undifferentiated) (Chalk)				x	x	x	x									None	Principal Aquifer	None	450	Medium	Low likelihood	Low	Possible groundwater impact.	The garage is located adjacent to an existing road proposed to be used for access. There are no intrusive works proposed over the site. The potential source will not be disturbed by proposed construction or operation activities and as such it is unlikely any pollutant pathway will be created.	Mild	Unlikely	Low	No further consideration necessary.
	Fair Folly Garage	**HLU0342**	Garage present from approximately 2007 to present (Earthstar Geographics, 2022).	Petroleum hydrocarbons, PAH, MTBE, metals, inorganics, VOC, SVOC, asbestos, hazardous gases.	Within 250m study area	No superficial deposits	Lewes Nodular Chalk Formation, Seaford Chalk Formation and Newhaven Chalk Formation (Undifferentiated) (Chalk)				x	x	x	x									None	Principal Aquifer	SPZ III	490	Medium	Low likelihood	Low	Possible groundwater impact.	The garage is located adjacent to an existing road proposed to be used for access. There are no intrusive works proposed over the site. The potential source will not be disturbed by proposed construction or operation activities and as such it is unlikely any pollutant pathway will be created.	Mild	Unlikely	Low	No further consideration necessary.
	Former Greenway Petrol Filling Station	**HLU0343**	Former PFS, shown between approximately 1960 and 1990. Residential properties now occupy the site (Earthstar Geographics, 2022).	Petroleum hydrocarbons, PAH, MTBE, metals, inorganics, VOC, SVOC, asbestos, hazardous gases.	Within 250m study area	No superficial deposits	Lewes Nodular Chalk Formation, Seaford Chalk Formation and Newhaven Chalk Formation (Undifferentiated) (Chalk)				x	x	x	x									None	Principal Aquifer	SPZ III	370	Mild	Low likelihood	Low	Former PFS now developed for residential. Gross contamination not expected to remain but may cause residual impact to groundwater.	The former PFS (now residential) is located adjacent to an existing road proposed to be used for access. There are no intrusive works proposed over the site. The potential source will not be disturbed by proposed construction or operation activities and as such it is unlikely any pollutant pathway will be created.	Mild	Unlikely	Low	No further consideration necessary.
	Filborough Landfill	**HLU0413**	Inert and commercial waste landfill (approximately 1970s to 1991) (former gravel pit).	Metals, asbestos, petroleum hydrocarbons, inorganics, PAH, VOC, SVOC, PFAS, ammoniacal nitrogen, hazardous gases.	Within 250m study area	Taplow Gravel Member (Sand and Gravel)	Seaford Chalk Formation and Newhaven Chalk Formation (Undifferentiated) (Chalk)						x	x	x	x							Secondary Aquifer - A	Principal Aquifer	None	0	Minor	Likely	Low	Unlikely to be a significant risk due to small size and location. At this point, the route is in a tunnel at depth greater than this feature. May influence local groundwater quality baseline	The potential source is outside the Order Limits and will not be disturbed by proposed construction or operation activities and as such it is unlikely any pollutant pathway will be created.	Minor	Unlikely	Low	No further consideration necessary.
	Infilled gravel pit west of Filborough Landfill	**HLU0422**	Smaller gravel pit – possibly infilled prior to 1961.	Metals, asbestos, petroleum hydrocarbons, inorganics, PAH, hazardous gases.	Within 250m study area	Taplow Gravel Member (Sand and Gravel)	Seaford Chalk Formation and Newhaven Chalk Formation (Undifferentiated) (Chalk)						x	x	x								Secondary Aquifer - A	Principal Aquifer	None	31	Minor	Likely	Low	Unlikely to be a significant risk due to small size and location. At this point, the route is in a tunnel at depth greater than this feature. May influence local groundwater quality baseline	The potential source is outside the Order Limits and will not be disturbed by proposed construction or operation activities and as such it is unlikely any pollutant pathway will be created.	Minor	Unlikely	Low	No further consideration necessary.
	Thames and Medway Canal	**HLU0414**	Disused, partially infilled canal. Constructed between 1804 and 1824 and abandoned in 1934.	Metals, inorganics, petroleum hydrocarbons, PAH, asbestos, hazardous gases.	Within Order Limits and study area	Alluvium (Clay, Silty, Peaty, Sandy)	Seaford Chalk Formation and Newhaven Chalk Formation (Undifferentiated) (Chalk)	x		x	x	x	x	x	x	x	x	x	x		x	x	Secondary Aquifer - Undifferentiated	Principal Aquifer	None	0	Minor	Likely	Low	Unlikely to be a significant risk due to age. At this point, the route is in a tunnel at depth beneath.	The infilled canal runs across the section of the route which is in a tunnel. The very southern portion of a proposed construction compound is located over a small section of the potential source. Whilst unlikely, the potential source may be disturbed by proposed construction or operation activities and as such a pathway may be created. If any localised impacts to soil are present that may be disturbed by proposed construction or operation activities, this can be dealt with by standard protocols including a watching brief and materials management, as required by the project REAC.	Minor	Unlikely	Low	Implementation of standard protocols including watching brief and materials management as detailed in the REAC as required.
	North Kent Railway	**HLU0411**	Railway line on embankment constructed approximately 1846 and electrified in mid-20th century.	Petroleum hydrocarbons, PAH, inorganics, metals, asbestos.	Within Order Limits and study area	Alluvium (Clay, Silty, Peaty, Sandy)	Lewes Nodular Chalk Formation, Seaford Chalk Formation and Newhaven Chalk Formation (Undifferentiated) (Chalk)	x		x	x	x	x	x	x	x	x	x	x		x	x	Secondary Aquifer - Undifferentiated	Principal Aquifer	None	0	Minor	Low likelihood	Low	Unlikely to be a significant risk. Route is in tunnel beneath Alluvium.	The railway runs across the section of the route which is in a tunnel. There are no intrusive works proposed associated with the potential source. The potential source will not be disturbed by proposed construction or operation activities and as such it is unlikely any pollutant pathway will be created.	Minor	Unlikely	Low	No further consideration necessary.
	Milton Range Halt - platforms	**HLU0415**	Disused platforms for former railway halt and engineers siding.	Petroleum hydrocarbons, PAH, inorganics, metals, asbestos, PCB, VOC, SVOC.	Within 250m study area	Alluvium (Clay, Silty, Peaty, Sandy)	Seaford Chalk Formation and Newhaven Chalk Formation (Undifferentiated) (Chalk)				x		x	x	x	x							Secondary Aquifer - Undifferentiated	Principal Aquifer	None	0	Minor	Likely	Low	Unlikely to be a significant risk. Route is in tunnel beneath Alluvium.	The platforms are located outside the Order Limits and will not be disturbed by proposed construction or operation activities and as such it is unlikely any pollutant pathway will be created.	Minor	Unlikely	Low	No further consideration necessary.
	Milton Rifle Range	**HLU0417**	Former military rifle range currently used for police training. Historical railway track, former workshop and other associated buildings.	Metals (particularly antimony, lead and zinc), asbestos, petroleum hydrocarbons, PAH.	Within Order Limits and study area	Alluvium (Clay, Silty, Peaty, Sandy)	Seaford Chalk Formation and Newhaven Chalk Formation (Undifferentiated) (Chalk)	x		x		x	x	x	x	x	x	x	x		x	x	Secondary Aquifer - Undifferentiated	Principal Aquifer	None	0	Minor	Likely	Low	Unlikely to be a significant risk. Route is in tunnel beneath Alluvium.	The site is positioned in an area which is proposed to be used for construction compounds and ground improvement works. Given that intrusive works will be taking place within the site a watching brief may be required to ensure the material is suitable for use.	Minor	Likely	Low	Implementation of standard protocols including watching brief and materials management as detailed in the REAC as required.
	Clay pits	**HLU0418**	Clay pit, now infilled (approximately 1981).	Metals, asbestos, petroleum hydrocarbons, PAH, inorganics, hazardous gases.	Within Order Limits and study area	Alluvium (Clay, Silty, Peaty, Sandy)	Seaford Chalk Formation and Newhaven Chalk Formation (Undifferentiated) (Chalk)	x		x	x	x	x	x	x	x	x	x	x		x		Secondary Aquifer - Undifferentiated	Principal Aquifer	None	0	Minor	Likely	Low	Unlikely to be a significant risk. Route is in tunnel beneath Alluvium.	The potential source is located where the route is in a tunnel. There are no intrusive works proposed associated with the potential source. The potential source will not be disturbed by proposed construction or operation activities and as such it is unlikely any pollutant pathway will be created.	Minor	Unlikely	Low	No further consideration necessary.
	Eastcourt Marshes Electricity Substation	**HLU0420**	Large electricity substation south of River Thames cable tunnel (approximately 197 3 to present).	PCB, petroleum hydrocarbons.	Within 250m study area	Alluvium (Clay, Silty, Peaty, Sandy)	Seaford Chalk Formation and Newhaven Chalk Formation (Undifferentiated) (Chalk)				x		x	x	x								Secondary Aquifer - Undifferentiated	Principal Aquifer	None	26	Minor	Likely	Low	Unlikely to be a significant risk to the main tunnel. Minor potential for spillages, including PCBs to impact adjacent drainage outfall. Human health receptors not identified and risk to water resources low given limited size of potential impact from hydrocarbons, aquifer classification and low mobility of PCBs.	The potential source is outside the Order Limits and will not be disturbed by proposed construction or operation activities and as such it is unlikely any pollutant pathway will be created.	Minor	Unlikely	Low	No further consideration necessary.
	Training Centre	**HLU0428**	Training centre, including firefighting training. Formerly National Sea Training College (approximately 1960s or 1970s to 2003), now operated by Met Police Service.	Metals, petroleum hydrocarbons, PAH, PFAS, asbestos.	Within Order Limits and study area	Alluvium (Clay, Silty, Peaty, Sandy)	Seaford Chalk Formation and Newhaven Chalk Formation (Undifferentiated) (Chalk)	x		x			x	x	x	x	x				x	x	Secondary Aquifer - Undifferentiated	Principal Aquifer	None	0	Minor	Likely	Low	Unlikely to be a significant risk to the main tunnel. Minor potential for spillages to impact adjacent drainage outfall.	The potential source is outside the Order Limits and will not be disturbed by proposed construction or operation activities and as such it is unlikely any pollutant pathway will be created.	Minor	Unlikely	Low	No further consideration necessary.
	Norfolk Road Industrial Estate	**HLU0433**	Industrial estate shown 1973 to present. Several active businesses are present on site. An electrical substation may also be present.	Petroleum hydrocarbons, PAH, metals, phenols, VOC, SVOC, asbestos, PCB.	Within 250m study area	Alluvium (clay, silt, peat and sand)	Seaford Chalk Formation and Newhaven Chalk Formation (undifferentiated) (Chalk)						x	x	x								Secondary Aquifer - Undifferentiated	Principal Aquifer	None	145	Medium	Unlikely	Low	Any groundwater impacts likely to move north away from LTC.	The potential source is outside the Order Limits and will not be disturbed by proposed construction or operation activities and as such it is unlikely any pollutant pathway will be created.	Minor	Unlikely	Low	No further consideration necessary.
	Comma Oil and Chemicals	**HLU0434**	Manufacturer of automotive lubricants and chemicals. Factory present 1966 to present.	Petroleum hydrocarbons, PAH, MTBE, metals, inorganics, VOC, SVOC, asbestos.	Within 250m study area	Alluvium (clay, silt, peat and sand)	Seaford Chalk Formation and Newhaven Chalk Formation (undifferentiated) (Chalk)						x	x	x								Secondary Aquifer - Undifferentiated	Principal Aquifer	None	15	Medium	Low likelihood	Low	Possible impact to groundwater and disused canal if in hydraulic continuity. No recorded evidence of pollution and distance to development boundary possibly sufficient to attenuate hydrocarbon concentrations.	The potential source is outside the Order Limits and will not be disturbed by proposed construction or operation activities and as such it is unlikely any pollutant pathway will be created.	Minor	Unlikely	Low	No further consideration necessary.
	Wharf Road Industrial Estate - North	**HLU0435**	Industrial estate shown 1955 to present. Comprises several active businesses.	Petroleum hydrocarbons, PAH, metals, phenols, VOC, SVOC, asbestos.	Within 250m study area	Alluvium (clay, silt, peat and sand)	Seaford Chalk Formation and Newhaven Chalk Formation (undifferentiated) (Chalk)						x	x	x								Secondary Aquifer - Undifferentiated	Principal Aquifer	None	15	Medium	Unlikely	Low	Any groundwater impacts likely to move north away from LTC.	The potential source is outside the Order Limits and will not be disturbed by proposed construction or operation activities and as such it is unlikely any pollutant pathway will be created.	Minor	Unlikely	Low	No further consideration necessary.
	Sewage Works	**HLU0437**	Sewage treatment works shown 1932 to present.	Metals, inorganics, sewage-related organics, PAH, ammoniacal nitrogen, microbial contamination, asbestos, hazardous gases, PFAS.	Within 250m study area	Alluvium (clay, silt, peat and sand)	Seaford Chalk Formation and Newhaven Chalk Formation (undifferentiated) (Chalk)				x	x	x	x	x	x							Secondary Aquifer - Undifferentiated	Principal Aquifer	None	0	Mild	Low likelihood	Low	Possible historical soil or groundwater impacts up-gradient of development boundary.	The potential source is outside the Order Limits and will not be disturbed by proposed construction or operation activities and as such it is unlikely any pollutant pathway will be created.	Minor	Unlikely	Low	No further consideration necessary.
	Hospital	**HLU0438**	Hospital shown 1932 to 1955. A building was shown 1966 to 1981 but was not labelled as a hospital.	Metals, petroleum hydrocarbons, PAH, asbestos, microbial contamination.	Within 250m study area	Alluvium (clay, silt, peat and sand)	Seaford Chalk Formation and Newhaven Chalk Formation (undifferentiated) (Chalk)						x	x	x								Secondary Aquifer - Undifferentiated	Principal Aquifer	None	90	Minor	Unlikely	Low	Possible demolition materials or buried waste may remain on site but groundwater impacts likely to move north away from LTC.	The potential source is outside the Order Limits and will not be disturbed by proposed construction or operation activities and as such it is unlikely any pollutant pathway will be created.	Minor	Unlikely	Low	No further consideration necessary.
	Denton-Comma Oil Landfill	**HLU0443**	Former inert waste landfill operated by J Clubb Limited recorded on Landmark Environmental databases. Filling dates are not available for the landfill - Environment Agency ref: EAHLI19292.	Metals, inorganics, petroleum hydrocarbons, PAH, PFAS, phenols, ammoniacal nitrogen, asbestos, hazardous gases, VOC, SVOC.	Within 250m study area	Alluvium (clay, silt, peat and sand)	Seaford Chalk Formation and Newhaven Chalk Formation (undifferentiated) (Chalk)						x	x	x								Secondary Aquifer - Undifferentiated	Principal Aquifer	None	30	Medium	Low likelihood	Low	Possible impact to groundwater and disused canal if in hydraulic continuity. No recorded evidence of pollution.	The potential source is outside the Order Limits and will not be disturbed by proposed construction or operation activities and as such it is unlikely any pollutant pathway will be created.	Minor	Unlikely	Low	No further consideration necessary.
	Road Haulage Yard	**HLU0444**	Coach and minibus hire depot yard from at least 1966.	Petroleum hydrocarbons, PAH, metals, phenols, VOC, SVOC, asbestos.	Within 250m study area	Alluvium (clay, silt, peat and sand)	Seaford Chalk Formation and Newhaven Chalk Formation (undifferentiated) (Chalk)				x	x	x	x	x	x							Secondary Aquifer - Undifferentiated	Principal Aquifer	None	0	Mild	Low likelihood	Low	Small scale vehicle yard, no evidence of refueling facilities, may influence surface water quality in adjacent disused canal.	The potential source is outside the Order Limits and will not be disturbed by proposed construction or operation activities and as such it is unlikely any pollutant pathway will be created.	Minor	Unlikely	Low	No further consideration necessary.
	Enterprise House Industrial Units	**HLU0445**	Industrial estate shown 1885 – 1971 and 1981 to present. Several active businesses present on the site.	Petroleum hydrocarbons, PAH, metals, phenols, VOC, SVOC, asbestos.	Within 250m study area	Alluvium (clay, silt, peat and sand)	Seaford Chalk Formation and Newhaven Chalk Formation (undifferentiated) (Chalk)						x	x	x								Secondary Aquifer - Undifferentiated	Principal Aquifer	None	35	Mild	Low likelihood	Low	Any groundwater impacts likely to move north away from LTC.	The potential source is outside the Order Limits and will not be disturbed by proposed construction or operation activities and as such it is unlikely any pollutant pathway will be created.	Minor	Unlikely	Low	No further consideration necessary.

	Name	Ref. No	Description	Potential Contaminants associated with contaminant source	Location and Geology: Location with respect to Order Limits and Study Area	Generalised Superficial Geology: Superficial Geology provided by BGS	Generalised Bedrock Geology: Bedrock Geology provided by BGS	Potential Pathways: D-S Direct/dermal contact and incidental ingestion of contaminated soil	D-G Direct/dermal contact and incidental ingestion of contaminated groundwater	A Ingestion of soil or wind-blown dust	V Build-up of vapour or gases in confined spaces	F Inhalation of vapours, gases or wind-blown dust or fibres	S-G Leaching of contaminants from soil into groundwater	G-L Migration of contaminated groundwater on or off site	G-SW Groundwater migration to surface waters	R-SW Contaminated runoff water and sediment from land to surface waters	Human Health Receptors: RH01 Construction workers	RH02 Operational staff	RH03 Road users	RH04 Adjacent land users - residents	RH05 On site and adjacent land users — public open space	RH06 Adjacent land users – industrial, commercial and agricultural workers, and users of recreational sites	Controlled Water Receptors: Superficial Aquifer: Aquifer(s)	Bedrock Aquifer: Aquifer(s)	SPZ	Surface Water: Distance to SW (m)	Preliminary Qualitative Risk Assessment: Severity	Likelihood	Preliminary Qualitative Risk Assessment Rating	Potential Significance of Pollutant Linkage(s)	Generic Quantitative Risk Assessment: Discussion of Further Assessment in Relation to Proposed Design and GQRA	Severity	Likelihood	Generic Quantitative Risk Assessment Rating	Outcome of Further Assessment in Relation to Proposed Design and GQRA
1	2	3	4	5		9	10	11	12	13	14	15	16	17	18	19	20	21	22	23	24	25	26	27	28	29	30	31	32	33	34	35	36	37	38
	Wharf Road Industrial Estate - South	**HLU0446**	Industrial estate shown 1973 to present. Comprises several active businesses.	Petroleum hydrocarbons, PAH, metals, phenols, VOC, SVOC, asbestos.	Within 250m study area	Alluvium (clay, silt, peat and sand)	Seaford Chalk Formation and Newhaven Chalk Formation (undifferentiated) (Chalk)						x	x	x								Secondary Aquifer - Undifferentiated	Principal Aquifer	None	90	Mild	Unlikely	Low	Any groundwater impacts likely to move north away from LTC.	The potential source is outside the Order Limits and will not be disturbed by proposed construction or operation activities and as such it is unlikely any pollutant pathway will be created.	Minor	Unlikely	Low	No further consideration necessary.
	Denton Wharf	**HLU0447**	Industrial estate first shown 1865 to present. Comprises several active businesses. Hospital also shown on the site between 1895 and 1981.	Petroleum hydrocarbons, PAH, metals, phenols, VOC, SVOC, asbestos, PCB.	Within 250m study area	Alluvium (clay, silt, peat and sand)	Seaford Chalk Formation and Newhaven Chalk Formation (undifferentiated) (Chalk)				x	x	x	x	x	x							Secondary Aquifer - Undifferentiated	Principal Aquifer	None	10	Mild	Low likelihood	Low	Any groundwater impacts likely to move north away from LTC.	The potential source is outside the Order Limits and will not be disturbed by proposed construction or operation activities and as such it is unlikely any pollutant pathway will be created.	Minor	Unlikely	Low	No further consideration necessary.
	J Clubb Aggregate Yard	**HLU0448**	Sand and gravel suppliers present on the site from approximately 1990 to present.	Petroleum hydrocarbons, PAH, metals, inorganics, asbestos.	Within 250m study area	Alluvium (clay, silt, peat and sand)	Seaford Chalk Formation and Newhaven Chalk Formation (undifferentiated) (Chalk)						x	x	x	x							Secondary Aquifer - Undifferentiated	Principal Aquifer	None	10	Mild	Low likelihood	Low	Any groundwater impacts likely to move north away from LTC.	The site is located outside of the red line boundary. No intrusive works are proposed on the site so any potential contamination is unlikely to be encountered. As there are unlikely to be any pollutant linkages present the site is considered unlikely to pose a risk to the Project.	Minor	Unlikely	Low	No further consideration necessary.
	Ground Gas within Alluvium and Peat Deposits	**HLU9901**	Ground gas, principally methane, with low oxygen levels, stored within peat layers in Alluvium in soil gas and dissolved phase.	Hazardous gases	Within Order Limits and study area	Alluvium (Clay, Silty, Peaty, Sandy)	Lewes Nodular Chalk Formation, Seaford Chalk Formation and Newhaven Chalk Formation (Undifferentiated) (Chalk)				x	x	x	x	x		x	x	x				N/A	N/A	None	N/A	Severe	Likely	High	Potential for release of stored geological methane within peat deposits during construction. Sufficient methane release may cause catastrophic damage to buildings or infrastructure. Potential for migration and release of dissolved methane during dewatering or similar.	Refer to the respective Package CLRAs for specific risk assessments where required	Location specific	Location specific	Location specific	Location specific
	Ground Gas within chalk	**HLU9902**	Ground gas, principally carbon dioxide, with low oxygen levels, within chalk strata in soil gas and dissolved phase.	Hazardous gases	Within Order Limits and study area	Various	Lewes Nodular Chalk Formation, Seaford Chalk Formation and Newhaven Chalk Formation (Undifferentiated) (Chalk)				x	x	x	x	x		x	x	x				N/A	N/A	None	N/A	Mild	Likely	Low	Potential for encountering high levels of carbon dioxide in confined spaces such as tunnel portals and during dewatering which may require additional controls to be in place.	Refer to the respective Package CLRAs for specific risk assessments where required	Location specific	Location specific	Location specific	Location specific
	Radon gas within phosphatic chalk	**HLU9903**	Radon gas generated by areas of phosphatic chalk (if present).	Hazardous gases, nutrients	Within Order Limits and study area	Various	Lewes Nodular Chalk Formation, Seaford Chalk Formation and Newhaven Chalk Formation (Undifferentiated) (Chalk)				x	x					x	x	x				N/A	N/A	None	N/A	Mild	Likely	Low	Potential for encountering radon (carcinogenic) if phosphatic chalk encountered. Currently no evidence it is present. May require additional controls to be in place if present.	No evidence of phosphatic chalk has been recorded during site investigation, therefore no associated source of radon encountered.	Minor	Unlikely	Low	No further consideration necessary.

Annex A-B Soil assessment screening results

Uncontrolled when printed – Copyright © - 2022
National Highways Limited – all rights reserved

				Location Code	BH01001A	BH01001A	BH01001	BH01001	BH01001	BH01001	BH01001
				Sample Depth Range	0.05-0.15	1.1-1.2	0.05-0.15	1.6-1.7	2.4-2.5	3.1-3.2	3.9-4
				Sampled Date Time	13/11/2019	13/11/2019	04/09/2019	09/09/2019	09/09/2019	09/09/2019	09/09/2019
				LQM S4UL Public Open Space (POS) Residential - 1% SOM (GAC)							
Chem_Group	**ChemName**	**output unit**	**EQL**								
Metals	Antimony	mg/kg	0.6		-	-	-	-	-	-	-
	Arsenic	mg/kg	0.6	79	8.73	12.8	10.1	8.49	10.2	6.99	4.88
	Barium	mg/kg	0.6	-	-	-	-	-	-	-	-
	Beryllium	mg/kg	0.01	2.2	-	-	-	-	-	-	-
	Boron	mg/kg	1	21000	<1	<1	<1	<1	<1	<1	<1
	Cadmium	mg/kg	0.02	120	0.226	<0.02	0.184	0.13	0.131	0.092	0.273
	Chromium (hexavalent)	mg/kg	0.6	7.7	<0.6	<0.6	<0.6	<0.6	<0.6	<0.6	<0.6
	Chromium	mg/kg	0.9	[#1]	34.7	16.6	45.1	12.2	12.8	8.36	13.6
	Copper	mg/kg	1.4	12000	34	13.4	20.9	16.7	6.08	13.8	5.96
	Lead	mg/kg	0.7	630[#2]	53.8	105	57.4	23.5	12	42.6	7.08
	Mercury	mg/kg	0.14	[#3]	0.269	<0.14	0.689	<0.14	<0.14	<0.14	<0.14
	Molybdenum	mg/kg	0.1		-	-	-	-	-	-	-
	Nickel	mg/kg	0.2	230[#4]	14.2	27.2	14.6	14.7	12.1	12.7	15.7
	Selenium	mg/kg	1	1100	<1	<1	<1	<1	<1	<1	<1
	Vanadium	mg/kg	0.2	2000	-	-	-	-	-	-	-
	Zinc	mg/kg	1.9	81000	116	57.8	75.8	51	37.8	42.4	34.7
Asbestos	Anthophyllite	Detect			0	0	0	0	0	0	0
	Asbestos Analysts Comments	-			-	-	-	-	-	-	-
	Asbestos PCOM Quantification	%	0.001		-	-	-	-	-	-	-
	Asbestos Quantification Total	%	0.001		-	-	-	-	-	-	-
	Asbestos: Actinolite	Detect			0	0	0	0	0	0	0
	Additional Asbestos Components (Using TM048)	Comment			-	-	-	-	-	-	-
	Crocidolite Asbestos	Detect			0	0	0	0	0	0	0
	Asbestos Gravimetric Quantification	%	0.001		-	-	-	-	-	-	-
	Chrysotile Asbestos	Detect			0	0	0	0	0	0	0
	Amosite Asbestos	Detect			0	0	0	0	0	0	0
	Non-Asbestos Fibre	Detect			0	1	0	0	0	1	0
	Tremolite	Detect			0	0	0	0	0	0	0
Inorganics	Alkalinity (total) as CaCO3	mg/kg	10		-	-	-	-	-	-	-
	Ammoniacal Nitrogen as N	mg/kg	12		-	-	-	-	-	-	-
	Cyanide (Free)	mg/kg	1		<1	<1	<1	<1	<1	<1	<1
	Cyanide Total	mg/kg	1		<1	<1	<1	<1	<1	<1	<1
	cyanides-complex	mg/kg	1		<1	<1	<1	<1	<1	<1	<1
	Nitrite (as N)	mg/kg	0.03		-	-	-	-	-	-	-
	Sulphate	mg/kg	200		-	-	-	-	-	-	-
PAH	Naphthalene	mg/kg	0.009	4900	0.0112	0.0242	0.0121	<0.009	<0.045	<0.045	<0.009
	Acenaphthene	mg/kg	0.008	15000	<0.008	0.0321	<0.008	<0.008	<0.04	0.107	<0.008
	Acenaphthylene	mg/kg	0.012	15000	0.018	0.0443	0.0151	<0.012	<0.06	0.116	<0.012
	Fluoranthene	mg/kg	0.017	3100	0.346	1.07	0.178	0.054	<0.085	1.95	<0.017
	Anthracene	mg/kg	0.016	74000	0.0304	0.122	<0.016	<0.016	<0.08	0.236	<0.016
	Phenanthrene	mg/kg	0.015	3100	0.114	0.405	0.065	0.0177	<0.075	0.597	<0.015
	Fluorene	mg/kg	0.01	9900	<0.01	0.0348	<0.01	<0.01	<0.05	0.0958	<0.01
	Chrysene	mg/kg	0.01	57	0.17	0.499	0.12	0.0253	<0.05	1.2	<0.01
	Pyrene	mg/kg	0.015	7400	0.308	0.944	0.158	0.0471	<0.075	1.87	<0.015
	Benzo(a)anthracene	mg/kg	0.014	29	0.168	0.596	0.116	0.0332	<0.07	1.36	<0.014
	Benzo(b)fluoranthene	mg/kg	0.015	7.1	0.219	0.537	0.201	0.034	<0.075	1.82	<0.015
	Benzo(k)fluoranthene	mg/kg	0.014	190	0.0854	0.229	0.0653	0.0159	<0.07	0.732	<0.014
	Benzo(a)pyrene	mg/kg	0.015	5.7	0.187	0.596	0.15	0.033	<0.075	2.03	<0.015
	Dibenz(a,h)anthracene	mg/kg	0.023	0.57	0.0309	0.0926	<0.023	<0.023	<0.115	0.242	<0.023
	Benzo(g,h,i)perylene	mg/kg	0.024	640	0.152	0.41	0.116	0.0327	<0.12	1.85	<0.024
	Indeno(1,2,3-c,d)pyrene	mg/kg	0.018	82	0.121	0.35	0.117	0.0283	<0.09	1.79	<0.018
	PAH 16 Total	mg/kg	0.118		1.96	5.98	1.31	0.321	<0.59	16	<0.118
TPH CWG	>C5-C6 Aliphatics	mg/kg	0.01	(sol)570000[#5]	-	-	-	-	-	-	-
	>C6-C8 Aliphatics	mg/kg	0.01	600000	-	-	-	-	-	-	-
	>C10-C44 Aliphatics	mg/kg	5		-	-	-	-	-	-	-
	>C10-C44 Aliphatics/Aromatics	mg/kg	10		-	-	-	-	-	-	-
	>C8-C10 Aliphatics	mg/kg	0.01	13000	-	-	-	-	-	-	-
	>C10-C12 Aliphatics	mg/kg	0.01	13000	-	-	-	-	-	-	-
	>C12-C16 Aliphatics	mg/kg	0.1	13000	-	-	-	-	-	-	-
	>C16-C21 Aliphatics	mg/kg	0.1	125000[#6]	-	-	-	-	-	-	-
	>C21-C35 Aliphatics	mg/kg	0.1	125000[#6]	-	-	-	-	-	-	-
	>C35-C44 Aliphatics	mg/kg	0.1	250000	-	-	-	-	-	-	-
	>C5-C10 Aliphatics	mg/kg	0.05		-	-	-	-	-	-	-
	Total Aliphatics >C12-C44	mg/kg	0.1		-	-	-	-	-	-	-
	>EC5-EC10 Aromatics	mg/kg	0.05		-	-	-	-	-	-	-
	>EC6-EC7 Aromatics	mg/kg	0.01		-	-	-	-	-	-	-
	>EC7-EC8 Aromatics	mg/kg	0.01	56000	-	-	-	-	-	-	-
	>EC8-EC10 Aromatics	mg/kg	0.01	5000	-	-	-	-	-	-	-
	>EC10-EC12 Aromatics	mg/kg	0.01	5000	-	-	-	-	-	-	-
	>EC10-EC44 Aromatics	mg/kg	5		-	-	-	-	-	-	-
	>EC12-EC16 Aromatics	mg/kg	0.1	5100	-	-	-	-	-	-	-
	>EC16-EC21 Aromatics	mg/kg	0.1	3800	-	-	-	-	-	-	-
	>EC21-EC35 Aromatics	mg/kg	0.1	3800	-	-	-	-	-	-	-
	>EC35-EC44 Aromatics	mg/kg	0.1	3800	-	-	-	-	-	-	-
	>EC40-EC44 Aromatics	mg/kg	0.1		-	-	-	-	-	-	-
	>EC12-EC44 Aromatics	mg/kg	0.1		-	-	-	-	-	-	-
	TPH Aliphatics & Aromatics >C5-44	mg/kg	0.1		-	-	-	-	-	-	-
TPH	>C5-C6	mg/kg	0.02		<0.02	<0.02	<0.02	<0.02	<0.02	<0.02	<0.02

				Location_Code	BH01001A	BH01001A	BH01001	BH01001	BH01001	BH01001	BH01001
				Sample_Depth_Range	0.05-0.15	1-1.2	0.05-0.15	1.6-1.7	2.4-2.5	3.1-3.2	3.9-4
				Sampled_Date_Time	13/11/2019	13/11/2019	04/09/2019	09/09/2019	09/09/2019	09/09/2019	09/09/2019
				LQM S4UL Public Open Space (POS) Residential - 1% SOM (GAC)							
Chem_Group	**ChemName**	**output unit**	**EQL**								
	>C6-C7	mg/kg	0.02		<0.02	<0.02	<0.02	<0.02	<0.02	<0.02	<0.02
	>C7-C8	mg/kg	0.02		<0.02	<0.02	<0.02	<0.02	<0.02	<0.02	<0.02
	>C8-C10	mg/kg	0.02		<0.02	<0.02	<0.02	<0.02	<0.02	<0.02	<0.02
	>C10-C12	mg/kg	0.02		<0.02	<0.02	<0.02	<0.02	<0.02	<0.02	<0.02
	>C12-C16	mg/kg	35		<35	<35	<35	<35	<35	<35	<35
	>C16-C21	mg/kg	35		<35	<35	<35	<35	<35	<35	<35
	>C21-C28	mg/kg	35		<35	<35	<35	<35	<35	113	<35
	>C28-C35	mg/kg	35		<35	38.2	<35	<35	<35	165	<35
	>C35-C40	mg/kg	35		<35	37.8	<35	<35	45.9	117	<35
	GRO >C5-10	mg/kg	0.02		-	-	-	-	-	-	-
	TPH >C6-C40	mg/kg	10		-	-	-	-	-	-	-
	EPH>C5-40	mg/kg	35		71.7	118	51.6	<35	93	431	<35
	EPH >C10-40	mg/kg	35		71.7	118	51.6	<35	93	431	<35
	GRO >C5-12	mg/kg	0.1		<0.1	<0.1	<0.1	<0.1	<0.1	<0.1	<0.1
	Total Petroleum Hydrocarbons	mg/kg	35		-	-	-	-	-	-	-
BTEX and MTBE	Benzene	mg/kg	0.009	72	<0.009	<0.009	<0.009	<0.009	<0.009	<0.009	<0.009
	Toluene	mg/kg	0.007	56000	<0.007	<0.007	<0.007	<0.007	<0.007	<0.007	<0.007
	Ethylbenzene	mg/kg	0.004	24000	<0.004	<0.004	<0.004	<0.004	<0.004	<0.004	<0.004
	Xylene (m & p)	mg/kg	0.01	41000[87]	<0.01	<0.01	<0.01	<0.01	<0.01	<0.01	<0.01
	Xylene (o)	mg/kg	0.01	41000	<0.01	<0.01	<0.01	<0.01	<0.01	<0.01	<0.01
	Xylene Total	mg/kg	0.02		-	-	-	-	-	-	-
	MTBE	mg/kg	0.01		<0.01	<0.01	<0.01	<0.01	<0.01	<0.01	<0.01
	Total BTEX	mg/kg	0.04		<0.04	<0.04	<0.04	<0.04	<0.04	<0.04	<0.04
VOC	Styrene	mg/kg	0.01		-	-	-	-	-	-	-
	cis-1,3-dichloropropene	mg/kg	0.01		-	-	-	-	-	-	-
	trans-1,3-dichloropropene	mg/kg	0.01		-	-	-	-	-	-	-
	1,1,1,2-tetrachloroethane	mg/kg	0.01	1400	-	-	-	-	-	-	-
	1,1,1-trichloroethane	mg/kg	0.007	140000	-	-	-	-	-	-	-
	1,1,2,2-tetrachloroethane	mg/kg	0.01	1400	-	-	-	-	-	-	-
	1,1,2-trichloroethane	mg/kg	0.01		-	-	-	-	-	-	-
	1,1-dichloroethane	mg/kg	0.008		-	-	-	-	-	-	-
	1,1-dichloroethene	mg/kg	0.01		-	-	-	-	-	-	-
	1,1-dichloropropene	mg/kg	0.01		-	-	-	-	-	-	-
	1,2,3-trichloropropane	mg/kg	0.016		-	-	-	-	-	-	-
	1,2,4-trimethylbenzene	mg/kg	0.009		-	-	-	-	-	-	-
	1,2-dibromo-3-chloropropane	mg/kg	0.014		-	-	-	-	-	-	-
	1,2-dibromoethane	mg/kg	0.01		-	-	-	-	-	-	-
	1,2-dichloroethane	mg/kg	0.005	29	-	-	-	-	-	-	-
	1,2-dichloropropane	mg/kg	0.01		-	-	-	-	-	-	-
	1,3,5-trimethylbenzene	mg/kg	0.008		-	-	-	-	-	-	-
	1,3-dichloropropane	mg/kg	0.007		-	-	-	-	-	-	-
	2,2-dichloropropane	mg/kg	0.01		-	-	-	-	-	-	-
	2-chlorotoluene	mg/kg	0.009		-	-	-	-	-	-	-
	4-chlorotoluene	mg/kg	0.01		-	-	-	-	-	-	-
	Bromobenzene	mg/kg	0.01		-	-	-	-	-	-	-
	Bromochloromethane	mg/kg	0.01		-	-	-	-	-	-	-
	Bromodichloromethane	mg/kg	0.007		-	-	-	-	-	-	-
	Bromoform	mg/kg	0.01		-	-	-	-	-	-	-
	Bromomethane	mg/kg	0.01		-	-	-	-	-	-	-
	Carbon disulfide	mg/kg	0.007	11000	-	-	-	-	-	-	-
	Carbon tetrachloride	mg/kg	0.01	890	-	-	-	-	-	-	-
	Chlorodibromomethane	mg/kg	0.01		-	-	-	-	-	-	-
	Chloroethane	mg/kg	0.01		-	-	-	-	-	-	-
	Chloroform	mg/kg	0.008	2500	-	-	-	-	-	-	-
	Chloromethane	mg/kg	0.007		-	-	-	-	-	-	-
	cis-1,2-dichloroethene	mg/kg	0.006		-	-	-	-	-	-	-
	Dibromomethane	mg/kg	0.009		-	-	-	-	-	-	-
	Dichlorodifluoromethane	mg/kg	0.006		-	-	-	-	-	-	-
	Dichloromethane	mg/kg	0.01		-	-	-	-	-	-	-
	Isopropylbenzene	mg/kg	0.005		-	-	-	-	-	-	-
	n-butylbenzene	mg/kg	0.011		-	-	-	-	-	-	-
	n-propylbenzene	mg/kg	0.01		-	-	-	-	-	-	-
	p-isopropyltoluene	mg/kg	0.01		-	-	-	-	-	-	-
	sec-butylbenzene	mg/kg	0.01		-	-	-	-	-	-	-
	Trichloroethene	mg/kg	0.009	120	-	-	-	-	-	-	-
	tert-butylbenzene	mg/kg	0.014		-	-	-	-	-	-	-
	Tetrachloroethene	mg/kg	0.005	1400	-	-	-	-	-	-	-
	trans-1,2-dichloroethene	mg/kg	0.01		-	-	-	-	-	-	-
	Trichlorofluoromethane	mg/kg	0.006		-	-	-	-	-	-	-
	Vinyl chloride	mg/kg	0.006	3.5	-	-	-	-	-	-	-
	tert-Amyl methyl ether	mg/kg	0.01		-	-	-	-	-	-	-
VOC/SVOC	1,2,3-trichlorobenzene	mg/kg	0.02	1800	-	-	-	-	-	-	-
	1,2,4-trichlorobenzene	mg/kg	0.02	15000	-	-	-	-	-	-	-
	1,2-dichlorobenzene	mg/kg	0.01	90000	-	-	-	-	-	-	-
	1,3,5-Trichlorobenzene	mg/kg	0.02	1700	-	-	-	-	-	-	-
	1,3-dichlorobenzene	mg/kg	0.008	300	-	-	-	-	-	-	-
	1,4-dichlorobenzene	mg/kg	0.005	17000	-	-	-	-	-	-	-

				Location Code	BH01001A	BH01001A	BH01001	BH01001	BH01001	BH01001	BH01001
				Sample Depth Range	0.05-0.15	1-1.2	0.05-0.15	1.6-1.7	2.4-2.5	3.1-3.2	3.9-4
				Sampled Date Time	13/11/2019	13/11/2019	04/09/2019	09/09/2019	09/09/2019	09/09/2019	09/09/2019
				LQM S4UL Public Open Space (POS) Residential - 1% SOM (GAC)							
Chem_Group	ChemName	output unit	EQL								
	Chlorobenzene	mg/kg	0.005	11000	-	-	-	-	-	-	-
	Hexachlorobutadiene	mg/kg	0.02	25	-	-	-	-	-	-	-
SVOC	4-bromophenyl phenyl ether	mg/kg	0.1		-	-	-	-	-	-	-
	4-nitroaniline	mg/kg	0.1		-	-	-	-	-	-	-
	4-nitrophenol	mg/kg	0.1		-	-	-	-	-	-	-
	2,4,5-trichlorophenol	mg/kg	0.1		-	-	-	-	-	-	-
	2,4,6-trichlorophenol	mg/kg	0.1		-	-	-	-	-	-	-
	2,4-dichlorophenol	mg/kg	0.1		-	-	-	-	-	-	-
	2,4-dimethylphenol	mg/kg	0.1		-	-	-	-	-	-	-
	2,4-dinitrotoluene	mg/kg	0.1		-	-	-	-	-	-	-
	2,6-dinitrotoluene	mg/kg	0.1		-	-	-	-	-	-	-
	2-chloronaphthalene	mg/kg	0.1		-	-	-	-	-	-	-
	2-chlorophenol	mg/kg	0.1		-	-	-	-	-	-	-
	2-methylnaphthalene	mg/kg	0.1		-	-	-	-	-	-	-
	2-methylphenol	mg/kg	0.1		-	-	-	-	-	-	-
	2-nitroaniline	mg/kg	0.1		-	-	-	-	-	-	-
	2-nitrophenol	mg/kg	0.1		-	-	-	-	-	-	-
	3-nitroaniline	mg/kg	0.1		-	-	-	-	-	-	-
	4-chloro-3-methylphenol	mg/kg	0.1		-	-	-	-	-	-	-
	4-chloroaniline	mg/kg	0.1		-	-	-	-	-	-	-
	4-chlorophenyl phenyl ether	mg/kg	0.1		-	-	-	-	-	-	-
	4-methylphenol	mg/kg	0.1		-	-	-	-	-	-	-
	Azobenzene	mg/kg	0.1		-	-	-	-	-	-	-
	Bis(2-chloroethoxy) methane	mg/kg	0.1		-	-	-	-	-	-	-
	Bis(2-chloroethyl)ether	mg/kg	0.1		-	-	-	-	-	-	-
	Bis(2-chloroisopropyl) ether	mg/kg	0.1		-	-	-	-	-	-	-
	Bis(2-ethylhexyl) phthalate	mg/kg	0.1		-	-	-	-	-	-	-
	Butyl benzyl phthalate	mg/kg	0.1		-	-	-	-	-	-	-
	Carbazole	mg/kg	0.1		-	-	-	-	-	-	-
	Dibenzofuran	mg/kg	0.1		-	-	-	-	-	-	-
	Diethylphthalate	mg/kg	0.1		-	-	-	-	-	-	-
	Dimethyl phthalate	mg/kg	0.1		-	-	-	-	-	-	-
	Di-n-butyl phthalate	mg/kg	0.1		-	-	-	-	-	-	-
	Di-n-octyl phthalate	mg/kg	0.1		-	-	-	-	-	-	-
	Hexachlorobenzene	mg/kg	0.05	16	-	-	-	-	-	-	-
	Hexachlorocyclopentadiene	mg/kg	0.1		-	-	-	-	-	-	-
	Hexachloroethane	mg/kg	0.1		-	-	-	-	-	-	-
	Isophorone	mg/kg	0.1		-	-	-	-	-	-	-
	Nitrobenzene	mg/kg	0.1		-	-	-	-	-	-	-
	N-nitrosodi-n-propylamine	mg/kg	0.1		-	-	-	-	-	-	-
	Pentachloronitrobenzene	mg/kg	0.05		-	-	-	-	-	-	-
	Pentachlorophenol	mg/kg	0.1	60	-	-	-	-	-	-	-
PCB	Heptachlorobiphenyl, 2,3,3,4,4,5,5- (PCB 189)	mg/kg	0.003		-	-	-	-	-	-	-
	Hexachlorobiphenyl, 2,3,3,4,4,5- (PCB 156)	mg/kg	0.003		-	-	-	-	-	-	-
	Hexachlorobiphenyl, 2,3,3,4,4,5- (PCB 157)	mg/kg	0.003		-	-	-	-	-	-	-
	Hexachlorobiphenyl, 2,3,4,4,5,5- (PCB 167)	mg/kg	0.003		-	-	-	-	-	-	-
	Hexachlorobiphenyl, 3,3,4,4,5,5- (PCB 169)	mg/kg	0.003		-	-	-	-	-	-	-
	PCB 101	mg/kg	0.003		-	-	-	-	-	-	-
	PCB 118	mg/kg	0.003		-	-	-	-	-	-	-
	PCB 138	mg/kg	0.003		-	-	-	-	-	-	-
	PCB 153	mg/kg	0.003		-	-	-	-	-	-	-
	PCB 180	mg/kg	0.003		-	-	-	-	-	-	-
	PCB 28	mg/kg	0.003		-	-	-	-	-	-	-
	PCB 52	mg/kg	0.003		-	-	-	-	-	-	-
	Pentachlorobiphenyl, 2,3,3,4,4- (PCB 105)	mg/kg	0.003		-	-	-	-	-	-	-
	Pentachlorobiphenyl, 2,3,4,4,5- (PCB 114)	mg/kg	0.003		-	-	-	-	-	-	-
	Pentachlorobiphenyl, 2,3,4,4,5- (PCB 123)	mg/kg	0.003		-	-	-	-	-	-	-
	Pentachlorobiphenyl, 3,3,4,4,5- (PCB 126)	mg/kg	0.003		-	-	-	-	-	-	-
	Tetrachlorobiphenyl, 3,3,4,4- (PCB 77)	mg/kg	0.003		-	-	-	-	-	-	-
	Tetrachlorobiphenyl, 3,4,4,5- (PCB 81)	mg/kg	0.003		-	-	-	-	-	-	-
	Total PCB 7 Congeners	mg/kg	0.021		-	-	-	-	-	-	-
	Total PCB WHO 12	mg/kg	0.036		-	-	-	-	-	-	-
Phenolics	Xylenols	mg/kg	0.015		<0.015	<0.015	<0.015	<0.015	<0.015	<0.015	<0.015
	Cresol Total	mg/kg	0.01		**0.0114**	<0.01	**0.0211**	<0.01	<0.01	<0.01	<0.01
	Phenol	mg/kg	0.01	(dir)760[#8]	<0.01	<0.01	**0.0106**	<0.01	<0.01	<0.01	<0.01
	Phenols Monohydric	mg/kg	0.035		<0.035	<0.035	<0.035	<0.035	<0.035	<0.035	<0.035
Organotins	Dibutyltin	mg/kg			-	-	-	-	-	-	-
	Monophenyltin	mg/kg			-	-	-	-	-	-	-
	Diphenyltin	mg/kg			-	-	-	-	-	-	-
	Monobutyltin	mg/kg			-	-	-	-	-	-	-
	Tetrabutyltin	mg/kg			-	-	-	-	-	-	-
	Tributyltin	mg/kg			-	-	-	-	-	-	-
	Triphenyltin	mg/kg			-	-	-	-	-	-	-
Pesticides	Heptachlor epoxide	mg/kg	0.05		-	-	-	-	-	-	-
	Tecnazene	mg/kg	0.05		-	-	-	-	-	-	-
	2,4,5-TP (Silvex)	mg/kg			-	-	-	-	-	-	-
	Hedonal	mg/kg			-	-	-	-	-	-	-

				Location_Code	BH01001A	BH01001A	BH01001	BH01001	BH01001	BH01001	BH01001
				Sample_Depth_Range	0.05-0.15	1-1.2	0.05-0.15	1.6-1.7	2.4-2.5	3.1-3.2	3.9-4
				Sampled_Date_Time	13/11/2019	13/11/2019	04/09/2019	09/09/2019	09/09/2019	09/09/2019	09/09/2019
				LQM S4UL Public Open Space (POS) Residential - 1% SOM (GAC)							
Chem_Group	**ChemName**	**output unit**	**EQL**								
	2,4-DDT	mg/kg	0.05		-	-	-	-	-	-	-
	2,4-Dichlorprop	mg/kg			-	-	-	-	-	-	-
	4-(2,4-Dichlorophenoxy)butyric Acid (2,4-DB)	mg/kg			-	-	-	-	-	-	-
	4,4-DDE	mg/kg	0.05		-	-	-	-	-	-	-
	a-BHC	mg/kg	0.05	24	-	-	-	-	-	-	-
	Aldrin	mg/kg	0.05	18	-	-	-	-	-	-	-
	Atrazine	mg/kg	0.05	1200	-	-	-	-	-	-	-
	Azinophos methyl	mg/kg	0.05		-	-	-	-	-	-	-
	b-BHC	mg/kg	0.05	8.1	-	-	-	-	-	-	-
	Bentazone	mg/kg			-	-	-	-	-	-	-
	Chlordane (cis)	mg/kg	0.05		-	-	-	-	-	-	-
	Chlordane (trans)	mg/kg	0.05		-	-	-	-	-	-	-
	Chlorfenvinphos	mg/kg	0.05		-	-	-	-	-	-	-
	Chlorotoluron	mg/kg			-	-	-	-	-	-	-
	Chlorpyrifos-methyl	mg/kg	0.05		-	-	-	-	-	-	-
	Cyanazine	mg/kg			-	-	-	-	-	-	-
	d-BHC	mg/kg	0.05		-	-	-	-	-	-	-
	DDD	mg/kg	0.05		-	-	-	-	-	-	-
	DDT	mg/kg	0.05		-	-	-	-	-	-	-
	Chlorothalonil	mg/kg	0.05		-	-	-	-	-	-	-
	Diazinon	mg/kg	0.05		-	-	-	-	-	-	-
	Dichlorvos	mg/kg	0.05	16	-	-	-	-	-	-	-
	Dieldrin	mg/kg	0.05	18	-	-	-	-	-	-	-
	Dimethoate	mg/kg	0.05		-	-	-	-	-	-	-
	Disulfoton	mg/kg	0.05		-	-	-	-	-	-	-
	Diuron	mg/kg			-	-	-	-	-	-	-
	Endosulfan I	mg/kg	0.05	1200	-	-	-	-	-	-	-
	Endosulfan II	mg/kg	0.05		-	-	-	-	-	-	-
	Endosulfan sulphate	mg/kg	0.05		-	-	-	-	-	-	-
	Endrin	mg/kg	0.05		-	-	-	-	-	-	-
	Fenitrothion	mg/kg	0.05		-	-	-	-	-	-	-
	Fenthion	mg/kg	0.05		-	-	-	-	-	-	-
	Fluroxypyr	mg/kg			-	-	-	-	-	-	-
	g-BHC (Lindane)	mg/kg	0.05	8.2	-	-	-	-	-	-	-
	Heptachlor	mg/kg	0.05		-	-	-	-	-	-	-
	Isodrin	mg/kg	0.05		-	-	-	-	-	-	-
	Isoproturon	mg/kg			-	-	-	-	-	-	-
	Linuron	mg/kg			-	-	-	-	-	-	-
	Malathion	mg/kg	0.05		-	-	-	-	-	-	-
	2-Methyl-4-chlorophenoxyacetic acid	mg/kg			-	-	-	-	-	-	-
	2-Methyl-4-Chlorophenoxy Butanoic Acid	mg/kg			-	-	-	-	-	-	-
	Mecoprop	mg/kg			-	-	-	-	-	-	-
	Methoxychlor	mg/kg	0.05		-	-	-	-	-	-	-
	Methyl parathion	mg/kg	0.05		-	-	-	-	-	-	-
	Mevinphos (Phosdrin)	mg/kg	0.05		-	-	-	-	-	-	-
	Nitroguanidine	mg/kg			-	-	-	-	-	-	-
	o,p-DDD	mg/kg	0.05		-	-	-	-	-	-	-
	o,p'-DDE	mg/kg	0.05		-	-	-	-	-	-	-
	o,p-Methoxychlor	mg/kg	0.05		-	-	-	-	-	-	-
	Parathion	mg/kg	0.05		-	-	-	-	-	-	-
	Pendimethalin	mg/kg	0.05		-	-	-	-	-	-	-
	Permethrin	mg/kg	0.05		-	-	-	-	-	-	-

				Location Code	BH01001A	BH01001A	BH01001	BH01001	BH01001	BH01001	BH01001
				Sample Depth Range	0.05-0.15	1-1.2	0.05-0.15	1.6-1.7	2.4-2.5	3.1-3.2	3.9-4
				Sampled Date Time	13/11/2019	13/11/2019	04/09/2019	09/09/2019	09/09/2019	09/09/2019	09/09/2019
				LQM S4UL Public Open Space (POS) Residential - 1% SOM (GAC)							
Chem_Group	**ChemName**	**output unit**	**EQL**								
	Permethrin II	mg/kg	0.05		-	-	-	-	-	-	-
	Phorate	mg/kg	0.05		-	-	-	-	-	-	-
	Prometryn	mg/kg	0.05		-	-	-	-	-	-	-
	Pronamide	mg/kg	0.05		-	-	-	-	-	-	-
	Propazine	mg/kg	0.05		-	-	-	-	-	-	-
	Simazine	mg/kg	0.05		-	-	-	-	-	-	-
	Terbutryn	mg/kg	0.05		-	-	-	-	-	-	-
	Terbutylazine	mg/kg	0.05		-	-	-	-	-	-	-
	Triadimefon	mg/kg	0.05		-	-	-	-	-	-	-
	Triallate	mg/kg	0.05		-	-	-	-	-	-	-
	Tricloovr	mg/kg			-	-	-	-	-	-	-
	Trifluralin	mg/kg	0.05		-	-	-	-	-	-	-
	Telodrin	mg/kg	0.05		-	-	-	-	-	-	-
Radionuclides	Caesium-137	Bq/kg	1.4		-	-	-	-	-	-	-
	Protactinium-234m	Bq/kg	140		-	-	-	-	-	-	-
	Americium-241	Bq/g	0.0022		-	-	-	-	-	-	-
	Beryllium-7	Bq/g	0.016		-	-	-	-	-	-	-
	Cobalt-60	Bq/g	0.0015		-	-	-	-	-	-	-
	Gross alpha	Bq/kg	54		-	-	-	-	-	-	-
	Gross beta	Bq/kg	87		-	-	-	-	-	-	-
	Lead-210	Bq/kg	22		-	-	-	-	-	-	-
	Potassium-40	Bq/kg	2		-	-	-	-	-	-	-
	Radium -224	Bq/g	0.022		-	-	-	-	-	-	-
	Radium-226	Bq/g	0.0005		-	-	-	-	-	-	-
	Thorium-228	Bq/g	0.0005		-	-	-	-	-	-	-
	Thorium-230	Bq/g	0.0005		-	-	-	-	-	-	-
	Thorium-232	Bq/g	0.0005		-	-	-	-	-	-	-
	Thorium-234	Bq/g	0.025		-	-	-	-	-	-	-
	Uranium-234	Bq/g	0.0005		-	-	-	-	-	-	-
	Uranium-235	Bq/g	0.0005		-	-	-	-	-	-	-
SVOC TIC	SVOC TICS - Detect	Detect			-	-	-	-	-	-	-
	SVOC Tentatively Identified Compounds	mg/kg	0.1		-	-	-	-	-	-	-
VOC TIC	VOC Tentatively Identified Compounds	mg/kg	0.05		-	-	-	-	-	-	-
Explosives	2,2,4,4,6,6-Hexanitrostilbene	mg/kg			-	-	-	-	-	-	-
	2,4,6-Trinitrotoluene (TNT)	mg/kg		130	-	-	-	-	-	-	-
	2,4,6-trinitrophenyl	mg/kg			-	-	-	-	-	-	-
	HMX	mg/kg		13000	-	-	-	-	-	-	-
	Ethylene glycol dinitrate	mg/kg			-	-	-	-	-	-	-
	Nitrocellulose (12% N)	mg/kg			-	-	-	-	-	-	-
	Nitroglycerine	mg/kg			-	-	-	-	-	-	-
	PETN	mg/kg			-	-	-	-	-	-	-
	RDX	mg/kg		26000	-	-	-	-	-	-	-
	Tetryl	mg/kg			-	-	-	-	-	-	-
NA	Actinium-228	Bq/kg	2		-	-	-	-	-	-	-
	Caesium-134	Bq/kg	1.7		-	-	-	-	-	-	-
	Bismuth-212	Bq/kg	19		-	-	-	-	-	-	-
	Bismuth-214	Bq/kg	2		-	-	-	-	-	-	-
	Lead-212	Bq/kg	2		-	-	-	-	-	-	-
	Lead-214	Bq/kg	2		-	-	-	-	-	-	-
	Thallium-208	Bq/kg	2		-	-	-	-	-	-	-
Other	Temperature	°C			17.5	18	21.9	19.4	19.9	18	19.9
	Conductivity @ 20oC	uS/cm	14		316 - 462	275 - 311	142 - 152	174 - 177	280 - 369	612 - 665	528 - 541
	Organic Matter	%	0.35		-	-	-	-	-	-	-
	Moisture Content (dried @35oC)	%			12	16	5.3	11	11	8.4	14
	pH (Lab)	pH Units	1		7.99 - 8.75	8.37 - 8.57	7.09 - 8.22	8.32 - 8.96	8.58 - 8.94	8.42 - 8.88	7.91 - 8.27
	Total Organic Carbon	%	0.2		1.43	1.62	1.25	0.95	<0.2	2.41	0.421

Environmental Standards Comments
#1:GAC is only presented as speciated chromium. 7.7mg/kg is used for hexavalent. If hexavalent chromium (CrVI) data is available, a value of 1,500mg/kg may be appropriate for the remaining trivalent chromium (CrIII).
#2:C4SL for lead adopted
#3:GAC only presented as speciated mercury. 16mg/kg is used for elemental mercury. If the CSM indicates that elemental mercury is not a CoC and mercury is present in an inorganic form, a value of 120mg/kg for inorganic mercury may be appropriate
#4:Updated S4UL for nickel
#5:S4UL exceeds solubility saturation limit
#6:Criteria derived for Ali>C16-C35 split between Ali>C16-21 & Ali>C21-35. Requires summation of fractions to use Ali>C16-C35 criteria.
#7:Criteria presented is for p-xylene. A separate value is presented for o-xylene.
#8:S4UL based on a threshold protective of direct skin contact with phenol

Key

<0.6	Result MDL exceeds GAC
27.8	Result exceeds GAC

Notes
Where a range is given a determinand has been analysed for by more than one method

				Location_Code	BH01002	BH01002	BH01002	BH01003	BH01003	BH01003	BH01003
				Sample_Depth_Range	0.1-0.3	0.4-0.6	1.3-1.4	0.05-0.15	0.6-0.7	0.9-1.1	1.8-1.9
				Sampled_Date_Time	24/10/2019	24/10/2019	26/10/2019	14/10/2019	14/10/2019	14/10/2019	16/10/2019
				LQM S4UL Public Open Space (POS) Residential - 1% SOM (GAC)							
Chem_Group	**ChemName**	**output unit**	**EQL**								
Metals	Antimony	mg/kg	0.6		-	-	-	-	-	-	<0.6
	Arsenic	mg/kg	0.6	79	8.36	6.05	7.8	8.19	12.2	3.01	1.57
	Barium	mg/kg	0.6		-	-	-	-	-	-	-
	Beryllium	mg/kg	0.01	2.2	-	-	-	-	-	-	-
	Boron	mg/kg	1	21000	<1	<1	<1	<1	<1	<1	<1
	Cadmium	mg/kg	0.02	120	0.282	0.0498	0.772	0.386	0.206	0.371	0.462
	Chromium (hexavalent)	mg/kg	0.6	7.7	<0.6	<0.6	<0.6	<0.6	<0.6	<0.6	<0.6
	Chromium	mg/kg	0.9	#1	23.4	16.8	35.2	17.1	35.1	7.95	6.88
	Copper	mg/kg	1.4	12000	17.5	12.8	35.8	14.2	13.2	4.31	2.79
	Lead	mg/kg	0.7	630#2	128	34.3	11.2	33.4	17	4.52	1.36
	Mercury	mg/kg	0.14	#3	<0.14	<0.14	<0.14	<0.14	<0.14	<0.14	<0.14
	Molybdenum	mg/kg	0.1		-	-	-	-	-	-	<0.1
	Nickel	mg/kg	0.2	230#4	17.9	12.8	46	14.9	21.2	8.33	6.48
	Selenium	mg/kg	1	1100	<1	<1	<1	<1	<1	<1	<1
	Vanadium	mg/kg	0.2	2000	-	-	-	-	-	-	10.3
	Zinc	mg/kg	1.9	81000	76.1	46.4	85.7	46	55.1	130	25.6
Asbestos	Anthophyllite	Detect			0	0	0	0	0	0	0
	Asbestos Analysts Comments	-			-	-	-	-	-	-	-
	Asbestos PCOM Quantification	%	0.001		-	-	-	-	-	-	-
	Asbestos Quantification Total	%	0.001		-	-	-	-	-	-	-
	Asbestos: Actinolite	Detect			0	0	0	0	0	0	0
	Additional Asbestos Components (Using TM048)	Comment			-	-	-	-	-	-	-
	Crocidolite Asbestos	Detect			0	0	0	0	0	0	0
	Asbestos Gravimetric Quantification	%	0.001		-	-	-	-	-	-	-
	Chrysotile Asbestos	Detect			0	0	0	0	0	0	0
	Amosite Asbestos	Detect			0	0	0	0	0	0	0
	Non-Asbestos Fibre	Detect			0	1	0	0	0	0	0
	Tremolite	Detect			0	0	0	0	0	0	0
Inorganics	Alkalinity (total) as CaCO3	mg/kg	10		-	-	-	-	-	-	-
	Ammoniacal Nitrogen as N	mg/kg	12		-	-	-	-	-	-	-
	Cyanide (Free)	mg/kg	1		<1	<1	<1	<1	<1	<1	<1
	Cyanide Total	mg/kg	1		<1	<1	<1	<1	<1	<1	<1
	cyanides-complex	mg/kg	1		<1	<1	<1	<1	<1	<1	<1
	Nitrite (as N)	mg/kg	0.03		-	-	-	-	-	-	-
	Sulphate	mg/kg	200		-	-	-	-	-	-	-
PAH	Naphthalene	mg/kg	0.009	4900	0.0273	0.0166	<0.009	<0.009	1.47	<0.009	<0.009
	Acenaphthene	mg/kg	0.008	15000	0.0601	0.0324	<0.008	<0.008	1.36	<0.008	<0.008
	Acenaphthylene	mg/kg	0.012	15000	0.108	0.113	<0.012	<0.012	0.27	<0.012	<0.012
	Fluoranthene	mg/kg	0.017	3100	2.42	1.53	<0.017	0.226	9.08	0.143	<0.017
	Anthracene	mg/kg	0.016	74000	0.264	0.196	<0.016	0.0244	2.62	<0.016	<0.016
	Phenanthrene	mg/kg	0.015	3100	1.15	0.524	<0.015	0.118	10.5	0.0591	<0.015
	Fluorene	mg/kg	0.01	9900	0.0752	0.0373	<0.01	<0.01	1.97	<0.01	<0.01
	Chrysene	mg/kg	0.01	57	1.04	0.691	<0.01	0.0812	2.97	0.0618	<0.01
	Pyrene	mg/kg	0.015	7400	2.05	1.31	<0.015	0.19	7.06	0.135	<0.015
	Benzo(a)anthracene	mg/kg	0.014	29	1.19	0.807	<0.014	0.0909	3.5	0.067	<0.014
	Benzo(b)fluoranthene	mg/kg	0.015	7.1	1.25	1.04	<0.015	0.0932	2.81	0.117	<0.015
	Benzo(k)fluoranthene	mg/kg	0.014	190	0.6	0.366	<0.014	0.0382	1.54	0.0402	<0.014
	Benzo(a)pyrene	mg/kg	0.015	5.7	1.3	0.951	<0.015	0.0854	3.14	0.0772	<0.015
	Dibenz(a,h)anthracene	mg/kg	0.023	0.57	0.168	0.126	<0.023	<0.023	0.395	<0.023	<0.023
	Benzo(g,h,i)perylene	mg/kg	0.024	640	0.909	0.705	<0.024	0.064	1.87	0.0633	<0.024
	Indeno(1,2,3-c,d)pyrene	mg/kg	0.018	82	1	0.745	<0.018	0.0548	2.05	0.0597	<0.018
	PAH 16 Total	mg/kg	0.118		13.6	9.19	<0.118	1.07	52.6	0.823	<0.118
TPH CWG	>C5-C6 Aliphatics	mg/kg	0.01	(sol)570000#5	-	-	-	-	-	-	<0.01
	>C6-C8 Aliphatics	mg/kg	0.01	600000	-	-	-	-	-	-	<0.01
	>C10-C44 Aliphatics	mg/kg	5		-	-	-	-	-	-	60.1
	>C10-C44 Aliphatics/Aromatics	mg/kg	10		-	-	-	-	-	-	61.5
	>C8-C10 Aliphatics	mg/kg	0.01	13000	-	-	-	-	-	-	<0.01
	>C10-C12 Aliphatics	mg/kg	0.01	13000	-	-	-	-	-	-	<1
	>C12-C16 Aliphatics	mg/kg	0.1	13000	-	-	-	-	-	-	<1
	>C16-C21 Aliphatics	mg/kg	0.1	125000#6	-	-	-	-	-	-	2.42
	>C21-C35 Aliphatics	mg/kg	0.1	125000#6	-	-	-	-	-	-	44.5
	>C35-C44 Aliphatics	mg/kg	0.1	250000	-	-	-	-	-	-	13.2
	>C5-C10 Aliphatics	mg/kg	0.05		-	-	-	-	-	-	<0.05
	Total Aliphatics >C12-C44	mg/kg	0.1		-	-	-	-	-	-	-
	>EC5-EC10 Aromatics	mg/kg	0.05		-	-	-	-	-	-	<0.05
	>EC6-EC7 Aromatics	mg/kg	0.01		-	-	-	-	-	-	<0.01
	>EC7-EC8 Aromatics	mg/kg	0.01	56000	-	-	-	-	-	-	<0.01
	>EC8-EC10 Aromatics	mg/kg	0.01	5000	-	-	-	-	-	-	<0.01
	>EC10-EC12 Aromatics	mg/kg	0.01	5000	-	-	-	-	-	-	<1
	>EC10-EC44 Aromatics	mg/kg	5		-	-	-	-	-	-	<5
	>EC12-EC16 Aromatics	mg/kg	0.1	5100	-	-	-	-	-	-	<1
	>EC16-EC21 Aromatics	mg/kg	0.1	3800	-	-	-	-	-	-	<1
	>EC21-EC35 Aromatics	mg/kg	0.1	3800	-	-	-	-	-	-	<1
	>EC35-EC44 Aromatics	mg/kg	0.1	3800	-	-	-	-	-	-	<1
	>EC40-EC44 Aromatics	mg/kg	0.1		-	-	-	-	-	-	<1
	>EC12-EC44 Aromatics	mg/kg	0.1		-	-	-	-	-	-	-
	TPH Aliphatics & Aromatics >C5-44	mg/kg	0.1		-	-	-	-	-	-	60.1
TPH	>C5-C6	mg/kg	0.02		<0.02	<0.02	<0.02	<0.02	<0.02	<0.02	-

				Location Code	BH01002	BH01002	BH01002	BH01003	BH01003	BH01003	BH01003
				Sample Depth Range	0.1-0.3	0.4-0.6	1.3-1.4	0.05-0.15	0.6-0.7	0.9-1.1	1.8-1.9
				Sampled Date Time	24/10/2019	24/10/2019	26/10/2019	14/10/2019	14/10/2019	14/10/2019	16/10/2019
				LQM S4UL Public Open Space (POS) Residential - 1% SOM (GAC)							
Chem_Group	**ChemName**	**output unit**	**EQL**								
	>C6-C7	mg/kg	0.02		<0.02	<0.02	<0.02	<0.02	<0.02	<0.02	-
	>C7-C8	mg/kg	0.02		<0.02	<0.02	<0.02	<0.02	<0.02	<0.02	-
	>C8-C10	mg/kg	0.02		<0.02	<0.02	<0.02	<0.02	0.0912	<0.02	-
	>C10-C12	mg/kg	0.02		<0.02	<0.02	<0.02	<0.02	<35 - 0.32	<0.02	-
	>C12-C16	mg/kg	35		<35	<35	<35	<35	<35	<35	-
	>C16-C21	mg/kg	35		<35	<35	<35	<35	65.5	<35	-
	>C21-C28	mg/kg	35		<35	<35	<35	<35	66.3	<35	-
	>C28-C35	mg/kg	35		<35	<35	<35	<35	42	<35	-
	>C35-C40	mg/kg	35		<35	<35	<35	<35	<35	<35	-
	GRO >C5-10	mg/kg	0.02		-	-	-	-	-	-	<0.02
	TPH >C6-C40	mg/kg	10		-	-	-	-	-	-	-
	EPH>C5-40	mg/kg	35		58.8	66.5	<35	<35	218	45.2	-
	EPH >C10-40	mg/kg	35		58.8	66.5	<35	<35	218	45.2	-
	GRO >C5-12	mg/kg	0.1		<0.1	<0.1	<0.1	<0.1	0.435	<0.1	-
	Total Petroleum Hydrocarbons	mg/kg	35		-	-	-	-	-	-	-
BTEX and MTBE	Benzene	mg/kg	0.009	72	<0.009	<0.009	<0.009	<0.009	<0.009	<0.009	<0.009
	Toluene	mg/kg	0.007	56000	<0.007	<0.007	<0.007	<0.007	<0.007	<0.007	<0.007
	Ethylbenzene	mg/kg	0.004	24000	<0.004	<0.004	<0.004	<0.004	<0.004	<0.004	<0.004
	Xylene (m & p)	mg/kg	0.01	41000[87]	<0.01	<0.01	<0.01	<0.01	<0.01	<0.01	<0.01
	Xylene (o)	mg/kg	0.01	41000	<0.01	<0.01	<0.01	<0.01	<0.01	<0.01	<0.01
	Xylene Total	mg/kg	0.02		-	-	-	-	-	-	<0.02
	MTBE	mg/kg	0.01		<0.01	<0.01	<0.01	<0.01	<0.01	<0.01	<0.01
	Total BTEX	mg/kg	0.04		<0.04	<0.04	<0.04	<0.04	<0.04	<0.04	<0.04
VOC	Styrene	mg/kg	0.01		-	-	-	-	-	-	-
	cis-1,3-dichloropropene	mg/kg	0.01		-	-	-	-	-	-	-
	trans-1,3-dichloropropene	mg/kg	0.01		-	-	-	-	-	-	-
	1,1,1,2-tetrachloroethane	mg/kg	0.01	1400	-	-	-	-	-	-	-
	1,1,1-trichloroethane	mg/kg	0.007	140000	-	-	-	-	-	-	-
	1,1,2,2-tetrachloroethane	mg/kg	0.01	1400	-	-	-	-	-	-	-
	1,1,2-trichloroethane	mg/kg	0.01		-	-	-	-	-	-	-
	1,1-dichloroethane	mg/kg	0.008		-	-	-	-	-	-	-
	1,1-dichloroethene	mg/kg	0.01		-	-	-	-	-	-	-
	1,1-dichloropropene	mg/kg	0.01		-	-	-	-	-	-	-
	1,2,3-trichloropropane	mg/kg	0.016		-	-	-	-	-	-	-
	1,2,4-trimethylbenzene	mg/kg	0.009		-	-	-	-	-	-	-
	1,2-dibromo-3-chloropropane	mg/kg	0.014		-	-	-	-	-	-	-
	1,2-dibromoethane	mg/kg	0.01		-	-	-	-	-	-	-
	1,2-dichloroethane	mg/kg	0.005	29	-	-	-	-	-	-	-
	1,2-dichloropropane	mg/kg	0.01		-	-	-	-	-	-	-
	1,3,5-trimethylbenzene	mg/kg	0.008		-	-	-	-	-	-	-
	1,3-dichloropropane	mg/kg	0.007		-	-	-	-	-	-	-
	2,2-dichloropropane	mg/kg	0.01		-	-	-	-	-	-	-
	2-chlorotoluene	mg/kg	0.009		-	-	-	-	-	-	-
	4-chlorotoluene	mg/kg	0.01		-	-	-	-	-	-	-
	Bromobenzene	mg/kg	0.01		-	-	-	-	-	-	-
	Bromochloromethane	mg/kg	0.01		-	-	-	-	-	-	-
	Bromodichloromethane	mg/kg	0.007		-	-	-	-	-	-	-
	Bromoform	mg/kg	0.01		-	-	-	-	-	-	-
	Bromomethane	mg/kg	0.01		-	-	-	-	-	-	-
	Carbon disulfide	mg/kg	0.007	11000	-	-	-	-	-	-	-
	Carbon tetrachloride	mg/kg	0.01	890	-	-	-	-	-	-	-
	Chlorodibromomethane	mg/kg	0.01		-	-	-	-	-	-	-
	Chloroethane	mg/kg	0.01		-	-	-	-	-	-	-
	Chloroform	mg/kg	0.008	2500	-	-	-	-	-	-	-
	Chloromethane	mg/kg	0.007		-	-	-	-	-	-	-
	cis-1,2-dichloroethene	mg/kg	0.006		-	-	-	-	-	-	-
	Dibromomethane	mg/kg	0.009		-	-	-	-	-	-	-
	Dichlorodifluoromethane	mg/kg	0.006		-	-	-	-	-	-	-
	Dichloromethane	mg/kg	0.01		-	-	-	-	-	-	-
	Isopropylbenzene	mg/kg	0.005		-	-	-	-	-	-	-
	n-butylbenzene	mg/kg	0.011		-	-	-	-	-	-	-
	n-propylbenzene	mg/kg	0.01		-	-	-	-	-	-	-
	p-isopropyltoluene	mg/kg	0.01		-	-	-	-	-	-	-
	sec-butylbenzene	mg/kg	0.01		-	-	-	-	-	-	-
	Trichloroethene	mg/kg	0.009	120	-	-	-	-	-	-	-
	tert-butylbenzene	mg/kg	0.014		-	-	-	-	-	-	-
	Tetrachloroethene	mg/kg	0.005	1400	-	-	-	-	-	-	-
	trans-1,2-dichloroethene	mg/kg	0.01		-	-	-	-	-	-	-
	Trichlorofluoromethane	mg/kg	0.006		-	-	-	-	-	-	-
	Vinyl chloride	mg/kg	0.006	3.5	-	-	-	-	-	-	-
	tert-Amyl methyl ether	mg/kg	0.01		-	-	-	-	-	-	-
VOC/SVOC	1,2,3-trichlorobenzene	mg/kg	0.02	1800	-	-	-	-	-	-	-
	1,2,4-trichlorobenzene	mg/kg	0.02	15000	-	-	-	-	-	-	-
	1,2-dichlorobenzene	mg/kg	0.01	90000	-	-	-	-	-	-	-
	1,3,5-Trichlorobenzene	mg/kg	0.02	1700	-	-	-	-	-	-	-
	1,3-dichlorobenzene	mg/kg	0.008	300	-	-	-	-	-	-	-
	1,4-dichlorobenzene	mg/kg	0.005	17000	-	-	-	-	-	-	-

				Location Code	BH01002	BH01002	BH01002	BH01003	BH01003	BH01003	BH01003
				Sample Depth Range	0.1-0.3	0.4-0.6	1.3-1.4	0.05-0.15	0.6-0.7	0.9-1.1	1.8-1.9
				Sampled Date Time	24/10/2019	24/10/2019	26/10/2019	14/10/2019	14/10/2019	14/10/2019	16/10/2019
				LQM S4UL Public Open Space (POS) Residential - 1% SOM (GAC)							
Chem_Group	**ChemName**	**output unit**	**EQL**								
	Chlorobenzene	mg/kg	0.005	11000	-	-	-	-	-	-	-
	Hexachlorobutadiene	mg/kg	0.02	25	-	-	-	-	-	-	-
SVOC	4-bromophenyl phenyl ether	mg/kg	0.1		-	-	-	-	-	-	-
	4-nitroaniline	mg/kg	0.1		-	-	-	-	-	-	-
	4-nitrophenol	mg/kg	0.1		-	-	-	-	-	-	-
	2,4,5-trichlorophenol	mg/kg	0.1		-	-	-	-	-	-	-
	2,4,6-trichlorophenol	mg/kg	0.1		-	-	-	-	-	-	-
	2,4-dichlorophenol	mg/kg	0.1		-	-	-	-	-	-	-
	2,4-dimethylphenol	mg/kg	0.1		-	-	-	-	-	-	-
	2,4-dinitrotoluene	mg/kg	0.1		-	-	-	-	-	-	-
	2,6-dinitrotoluene	mg/kg	0.1		-	-	-	-	-	-	-
	2-chloronaphthalene	mg/kg	0.1		-	-	-	-	-	-	-
	2-chlorophenol	mg/kg	0.1		-	-	-	-	-	-	-
	2-methylnaphthalene	mg/kg	0.1		-	-	-	-	-	-	-
	2-methylphenol	mg/kg	0.1		-	-	-	-	-	-	-
	2-nitroaniline	mg/kg	0.1		-	-	-	-	-	-	-
	2-nitrophenol	mg/kg	0.1		-	-	-	-	-	-	-
	3-nitroaniline	mg/kg	0.1		-	-	-	-	-	-	-
	4-chloro-3-methylphenol	mg/kg	0.1		-	-	-	-	-	-	-
	4-chloroaniline	mg/kg	0.1		-	-	-	-	-	-	-
	4-chlorophenyl phenyl ether	mg/kg	0.1		-	-	-	-	-	-	-
	4-methylphenol	mg/kg	0.1		-	-	-	-	-	-	-
	Azobenzene	mg/kg	0.1		-	-	-	-	-	-	-
	Bis(2-chloroethoxy) methane	mg/kg	0.1		-	-	-	-	-	-	-
	Bis(2-chloroethyl)ether	mg/kg	0.1		-	-	-	-	-	-	-
	Bis(2-chloroisopropyl) ether	mg/kg	0.1		-	-	-	-	-	-	-
	Bis(2-ethylhexyl) phthalate	mg/kg	0.1		-	-	-	-	-	-	-
	Butyl benzyl phthalate	mg/kg	0.1		-	-	-	-	-	-	-
	Carbazole	mg/kg	0.1		-	-	-	-	-	-	-
	Dibenzofuran	mg/kg	0.1		-	-	-	-	-	-	-
	Diethylphthalate	mg/kg	0.1		-	-	-	-	-	-	-
	Dimethyl phthalate	mg/kg	0.1		-	-	-	-	-	-	-
	Di-n-butyl phthalate	mg/kg	0.1		-	-	-	-	-	-	-
	Di-n-octyl phthalate	mg/kg	0.1		-	-	-	-	-	-	-
	Hexachlorobenzene	mg/kg	0.05	16	-	-	-	-	-	-	-
	Hexachlorocyclopentadiene	mg/kg	0.1		-	-	-	-	-	-	-
	Hexachloroethane	mg/kg	0.1		-	-	-	-	-	-	-
	Isophorone	mg/kg	0.1		-	-	-	-	-	-	-
	Nitrobenzene	mg/kg	0.1		-	-	-	-	-	-	-
	N-nitrosodi-n-propylamine	mg/kg	0.1		-	-	-	-	-	-	-
	Pentachloronitrobenzene	mg/kg	0.05		-	-	-	-	-	-	-
	Pentachlorophenol	mg/kg	0.1	60	-	-	-	-	-	-	-
PCB	Heptachlorobiphenyl, 2,3,3,4,4,5,5- (PCB 189)	mg/kg	0.003		-	-	-	-	-	-	-
	Hexachlorobiphenyl, 2,3,3,4,4,5- (PCB 156)	mg/kg	0.003		-	-	-	-	-	-	-
	Hexachlorobiphenyl, 2,3,3,4,4,5- (PCB 157)	mg/kg	0.003		-	-	-	-	-	-	-
	Hexachlorobiphenyl, 2,3,4,4,5,5- (PCB 167)	mg/kg	0.003		-	-	-	-	-	-	-
	Hexachlorobiphenyl, 3,3,4,4,5,5- (PCB 169)	mg/kg	0.003		-	-	-	-	-	-	-
	PCB 101	mg/kg	0.003		-	-	-	-	-	-	-
	PCB 118	mg/kg	0.003		-	-	-	-	-	-	-
	PCB 138	mg/kg	0.003		-	-	-	-	-	-	-
	PCB 153	mg/kg	0.003		-	-	-	-	-	-	-
	PCB 180	mg/kg	0.003		-	-	-	-	-	-	-
	PCB 28	mg/kg	0.003		-	-	-	-	-	-	-
	PCB 52	mg/kg	0.003		-	-	-	-	-	-	-
	Pentachlorobiphenyl, 2,3,3,4,4- (PCB 105)	mg/kg	0.003		-	-	-	-	-	-	-
	Pentachlorobiphenyl, 2,3,4,4,5- (PCB 114)	mg/kg	0.003		-	-	-	-	-	-	-
	Pentachlorobiphenyl, 2,3,4,4,5- (PCB 123)	mg/kg	0.003		-	-	-	-	-	-	-
	Pentachlorobiphenyl, 3,3,4,4,5- (PCB 126)	mg/kg	0.003		-	-	-	-	-	-	-
	Tetrachlorobiphenyl, 3,3,4,4- (PCB 77)	mg/kg	0.003		-	-	-	-	-	-	-
	Tetrachlorobiphenyl, 3,4,4,5- (PCB 81)	mg/kg	0.003		-	-	-	-	-	-	-
	Total PCB 7 Congeners	mg/kg	0.021		-	-	-	-	-	-	-
	Total PCB WHO 12	mg/kg	0.036		-	-	-	-	-	-	-
Phenolics	Xylenols	mg/kg	0.015		<0.015	<0.015	<0.015	<0.015	0.0228	<0.015	<0.015
	Cresol Total	mg/kg	0.01		0.0118	<0.01	<0.01	<0.01	0.0114	<0.01	0.0125
	Phenol	mg/kg	0.01	(dir)760[#8]	0.0118	<0.01	<0.01	<0.01	<0.01	<0.01	0.0125
	Phenols Monohydric	mg/kg	0.035		<0.035	<0.035	<0.035	<0.035	<0.035	<0.035	<0.035
Organotins	Dibutyltin	mg/kg			-	-	-	-	-	-	-
	Monophenyltin	mg/kg			-	-	-	-	-	-	-
	Diphenyltin	mg/kg			-	-	-	-	-	-	-
	Monobutyltin	mg/kg			-	-	-	-	-	-	-
	Tetrabutyltin	mg/kg			-	-	-	-	-	-	-
	Tributyltin	mg/kg			-	-	-	-	-	-	-
	Triphenyltin	mg/kg			-	-	-	-	-	-	-
Pesticides	Heptachlor epoxide	mg/kg	0.05		-	-	-	-	-	-	-
	Tecnazene	mg/kg	0.05		-	-	-	-	-	-	-
	2,4,5-TP (Silvex)	mg/kg			-	-	-	-	-	-	-
	Hedonal	mg/kg			-	-	-	-	-	-	-

				Location Code	BH01002	BH01002	BH01002	BH01003	BH01003	BH01003	BH01003
				Sample Depth Range	0.1-0.3	0.4-0.6	1.3-1.4	0.05-0.15	0.6-0.7	0.9-1.1	1.8-1.9
				Sampled Date Time	24/10/2019	24/10/2019	26/10/2019	14/10/2019	14/10/2019	14/10/2019	16/10/2019
			LQM S4UL Public Open Space (POS) Residential - 1% SOM (GAC)								
Chem_Group	**ChemName**	**output unit**	**EQL**								
	2,4-DDT	mg/kg	0.05		-	-	-	-	-	-	-
	2,4-Dichlorprop	mg/kg			-	-	-	-	-	-	-
	4-(2,4-Dichlorophenoxy)butyric Acid (2,4-DB)	mg/kg			-	-	-	-	-	-	-
	4,4-DDE	mg/kg	0.05		-	-	-	-	-	-	-
	a-BHC	mg/kg	0.05	24	-	-	-	-	-	-	-
	Aldrin	mg/kg	0.05	18	-	-	-	-	-	-	-
	Atrazine	mg/kg	0.05	1200	-	-	-	-	-	-	-
	Azinophos methyl	mg/kg	0.05		-	-	-	-	-	-	-
	b-BHC	mg/kg	0.05	8.1	-	-	-	-	-	-	-
	Bentazone	mg/kg			-	-	-	-	-	-	-
	Chlordane (cis)	mg/kg	0.05		-	-	-	-	-	-	-
	Chlordane (trans)	mg/kg	0.05		-	-	-	-	-	-	-
	Chlorfenvinphos	mg/kg	0.05		-	-	-	-	-	-	-
	Chlorotoluron	mg/kg			-	-	-	-	-	-	-
	Chlorpyrifos-methyl	mg/kg	0.05		-	-	-	-	-	-	-
	Cyanazine	mg/kg			-	-	-	-	-	-	-
	d-BHC	mg/kg	0.05		-	-	-	-	-	-	-
	DDD	mg/kg	0.05		-	-	-	-	-	-	-
	DDT	mg/kg	0.05		-	-	-	-	-	-	-
	Chlorothalonil	mg/kg	0.05		-	-	-	-	-	-	-
	Diazinon	mg/kg	0.05		-	-	-	-	-	-	-
	Dichlorvos	mg/kg	0.05	16	-	-	-	-	-	-	-
	Dieldrin	mg/kg	0.05	18	-	-	-	-	-	-	-
	Dimethoate	mg/kg	0.05		-	-	-	-	-	-	-
	Disulfoton	mg/kg	0.05		-	-	-	-	-	-	-
	Diuron	mg/kg			-	-	-	-	-	-	-
	Endosulfan I	mg/kg	0.05	1200	-	-	-	-	-	-	-
	Endosulfan II	mg/kg	0.05		-	-	-	-	-	-	-
	Endosulfan sulphate	mg/kg	0.05		-	-	-	-	-	-	-
	Endrin	mg/kg	0.05		-	-	-	-	-	-	-
	Fenitrothion	mg/kg	0.05		-	-	-	-	-	-	-
	Fenthion	mg/kg	0.05		-	-	-	-	-	-	-
	Fluroxypyr	mg/kg			-	-	-	-	-	-	-
	g-BHC (Lindane)	mg/kg	0.05	8.2	-	-	-	-	-	-	-
	Heptachlor	mg/kg	0.05		-	-	-	-	-	-	-
	Isodrin	mg/kg	0.05		-	-	-	-	-	-	-
	Isoproturon	mg/kg			-	-	-	-	-	-	-
	Linuron	mg/kg			-	-	-	-	-	-	-
	Malathion	mg/kg	0.05		-	-	-	-	-	-	-
	2-Methyl-4-chlorophenoxyacetic acid	mg/kg			-	-	-	-	-	-	-
	2-Methyl-4-Chlorophenoxy Butanoic Acid	mg/kg			-	-	-	-	-	-	-
	Mecoprop	mg/kg			-	-	-	-	-	-	-
	Methoxychlor	mg/kg	0.05		-	-	-	-	-	-	-
	Methyl parathion	mg/kg	0.05		-	-	-	-	-	-	-
	Mevinphos (Phosdrin)	mg/kg	0.05		-	-	-	-	-	-	-
	Nitroguanidine	mg/kg			-	-	-	-	-	-	-
	o,p-DDD	mg/kg	0.05		-	-	-	-	-	-	-
	o,p'-DDE	mg/kg	0.05		-	-	-	-	-	-	-
	o,p-Methoxychlor	mg/kg	0.05		-	-	-	-	-	-	-
	Parathion	mg/kg	0.05		-	-	-	-	-	-	-
	Pendimethalin	mg/kg	0.05		-	-	-	-	-	-	-
	Permethrin	mg/kg	0.05		-	-	-	-	-	-	-

				Location Code	BH01002	BH01002	BH01002	BH01003	BH01003	BH01003	BH01003
				Sample Depth Range	0.1-0.3	0.4-0.6	1.3-1.4	0.05-0.15	0.6-0.7	0.9-1.1	1.8-1.9
				Sampled Date Time	24/10/2019	24/10/2019	26/10/2019	14/10/2019	14/10/2019	14/10/2019	16/10/2019
			LQM S4UL Public Open Space (POS) Residential - 1% SOM (GAC)								
Chem_Group	**ChemName**	**output unit**	**EQL**								
	Permethrin II	mg/kg	0.05		-	-	-	-	-	-	-
	Phorate	mg/kg	0.05		-	-	-	-	-	-	-
	Prometryn	mg/kg	0.05		-	-	-	-	-	-	-
	Pronamide	mg/kg	0.05		-	-	-	-	-	-	-
	Propazine	mg/kg	0.05		-	-	-	-	-	-	-
	Simazine	mg/kg	0.05		-	-	-	-	-	-	-
	Terbutryn	mg/kg	0.05		-	-	-	-	-	-	-
	Terbutylazine	mg/kg	0.05		-	-	-	-	-	-	-
	Triadimefon	mg/kg	0.05		-	-	-	-	-	-	-
	Triallate	mg/kg	0.05		-	-	-	-	-	-	-
	Tricloovr	mg/kg			-	-	-	-	-	-	-
	Trifluralin	mg/kg	0.05		-	-	-	-	-	-	-
	Telodrin	mg/kg	0.05		-	-	-	-	-	-	-
Radionuclides	Caesium-137	Bq/kg	1.4		-	-	-	-	-	-	-
	Protactinium-234m	Bq/kg	140		-	-	-	-	-	-	-
	Americium-241	Bq/g	0.0022		-	-	-	-	-	-	-
	Beryllium-7	Bq/g	0.016		-	-	-	-	-	-	-
	Cobalt-60	Bq/g	0.0015		-	-	-	-	-	-	-
	Gross alpha	Bq/kg	54		-	-	-	-	-	-	-
	Gross beta	Bq/kg	87		-	-	-	-	-	-	-
	Lead-210	Bq/kg	22		-	-	-	-	-	-	-
	Potassium-40	Bq/kg	2		-	-	-	-	-	-	-
	Radium -224	Bq/g	0.022		-	-	-	-	-	-	-
	Radium-226	Bq/g	0.0005		-	-	-	-	-	-	-
	Thorium-228	Bq/g	0.0005		-	-	-	-	-	-	-
	Thorium-230	Bq/g	0.0005		-	-	-	-	-	-	-
	Thorium-232	Bq/g	0.0005		-	-	-	-	-	-	-
	Thorium-234	Bq/g	0.025		-	-	-	-	-	-	-
	Uranium-234	Bq/g	0.0005		-	-	-	-	-	-	-
	Uranium-235	Bq/g	0.0005		-	-	-	-	-	-	-
SVOC TIC	SVOC TICS - Detect	Detect			-	-	-	-	-	-	-
	SVOC Tentatively Identified Compounds	mg/kg	0.1		-	-	-	-	-	-	-
VOC TIC	VOC Tentatively Identified Compounds	mg/kg	0.05		-	-	-	-	-	-	-
Explosives	2,2,4,4,6,6-Hexanitrostilbene	mg/kg			-	-	-	-	-	-	-
	2,4,6-Trinitrotoluene (TNT)	mg/kg		130	-	-	-	-	-	-	-
	2,4,6-trinitrophenyl	mg/kg			-	-	-	-	-	-	-
	HMX	mg/kg		13000	-	-	-	-	-	-	-
	Ethylene glycol dinitrate	mg/kg			-	-	-	-	-	-	-
	Nitrocellulose (12% N)	mg/kg			-	-	-	-	-	-	-
	Nitroglycerine	mg/kg			-	-	-	-	-	-	-
	PETN	mg/kg			-	-	-	-	-	-	-
	RDX	mg/kg		26000	-	-	-	-	-	-	-
	Tetryl	mg/kg			-	-	-	-	-	-	-
NA	Actinium-228	Bq/kg	2		-	-	-	-	-	-	-
	Caesium-134	Bq/kg	1.7		-	-	-	-	-	-	-
	Bismuth-212	Bq/kg	19		-	-	-	-	-	-	-
	Bismuth-214	Bq/kg	2		-	-	-	-	-	-	-
	Lead-212	Bq/kg	2		-	-	-	-	-	-	-
	Lead-214	Bq/kg	2		-	-	-	-	-	-	-
	Thallium-208	Bq/kg	2		-	-	-	-	-	-	-
Other	Temperature	°C			17.1	16	15.7	16.4	17.3	16.4	16.7
	Conductivity @ 20oC	uS/cm	14		241 - 260	259 - 330	1280 - 1350	223 - 235	200 - 225	191 - 200	119 - 129
	Organic Matter	%	0.35		-	-	-	-	-	-	-
	Moisture Content (dried @35oC)	%			15	12	21	14	12	20	20
	pH (Lab)	pH Units	1		8.13 - 8.76	8.24 - 8.86	8.05 - 8.78	8.28 - 8.44	8.44 - 8.61	8.24 - 8.9	8.19 - 8.95
	Total Organic Carbon	%	0.2		1.97	0.852	0.206	1.09	0.353	<0.2	<0.2

Environmental Standards Comments
#1:GAC is only presented as speciated chromium. 7.7mg/kg is used for hexavalent. If hexavalent chromium (CrVI) data is available, a value of 1,500mg/kg may be appropriate for the remaining trivalent chromium (CrIII).
#2:C4SL for lead adopted
#3:GAC only presented as speciated mercury. 16mg/kg is used for elemental mercury. If the CSM indicates that elemental mercury is not a CoC and mercury is present in an inorganic form, a value of 120mg/kg for inorganic mercury may be appropriate
#4:Updated S4UL for nickel
#5:S4UL exceeds solubility saturation limit
#6:Criteria derived for Ali>C16-C35 split between Ali>C16-21 & Ali>C21-35. Requires summation of fractions to use Ali>C16-C35 criteria.
#7:Criteria presented is for p-xylene. A separate value is presented for o-xylene.
#8:S4UL based on a threshold protective of direct skin contact with phenol

Key

<0.6	Result MDL exceeds GAC
27.8	Result exceeds GAC

Notes
Where a range is given a determinand has been analysed for by more than one method

				Location Code	BH01003	BH01003	BH01004	BH01004	BH01004	BH01005	BH01005
				Sample Depth Range	5.15-5.25	8.3-8.4	0.05-0.15	1-1.2	3-3.1	0.05-0.1	2.2-2.3
				Sampled Date Time	16/10/2019	16/10/2019	27/09/2019	27/09/2019	30/09/2019	22/07/2019	25/07/2019
				LQM S4UL Public Open Space (POS) Residential - 1% SOM (GAC)							
Chem_Group	**ChemName**	**output unit**	**EQL**								
Metals	Antimony	mg/kg	0.6		1.11	<0.6	-	-	-	-	-
	Arsenic	mg/kg	0.6	79	9.81	<0.6	10.9	17.7	16.1	6.83	9.6
	Barium	mg/kg	0.6		-	-	-	-	-	-	-
	Beryllium	mg/kg	0.01	2.2	-	-	-	-	-	-	-
	Boron	mg/kg	1	21000	<1	<1	1.02	<1	<1	<1	<1
	Cadmium	mg/kg	0.02	120	0.328	0.239	0.428	0.214	0.0569	0.326	<0.02
	Chromium (hexavalent)	mg/kg	0.6	7.7	<0.6	<0.6	<0.6	<0.6	<0.6	<0.6	<0.6
	Chromium	mg/kg	0.9	[#1]	21.7	1.13	33.6	24.1	15.3	32	117
	Copper	mg/kg	1.4	12000	10.2	<1.4	27.6	14.6	38	20.8	11.1
	Lead	mg/kg	0.7	630[#2]	15.9	<0.7	65.3	45.6	8.17	36.6	10.6
	Mercury	mg/kg	0.14	[#3]	<0.14	<0.14	<0.14	<0.14	<0.14	<0.14	<0.14
	Molybdenum	mg/kg	0.1		<0.1	<0.1	-	-	-	-	-
	Nickel	mg/kg	0.2	230[#4]	21	1.84	22	16.3	7.41	9.18	33.6
	Selenium	mg/kg	1	1100	<1	<1	<1	<1	<1	<1	<1
	Vanadium	mg/kg	0.2	2000	41.7	2.26	-	-	-	-	-
	Zinc	mg/kg	1.9	81000	52.6	13.1	81.4	59	76.6	50.3	116
Asbestos	Anthophyllite	Detect			0	0	0	0	0	0	0
	Asbestos Analysts Comments	-			-	-	-	-	-	-	-
	Asbestos PCOM Quantification	%	0.001		-	-	-	-	-	-	-
	Asbestos Quantification Total	%	0.001		-	-	-	-	-	-	-
	Asbestos: Actinolite	Detect			0	0	0	0	0	0	0
	Additional Asbestos Components (Using TM048)	Comment			-	-	-	-	-	-	-
	Crocidolite Asbestos	Detect			0	0	0	0	0	0	0
	Asbestos Gravimetric Quantification	%	0.001		-	-	-	-	-	-	-
	Chrysotile Asbestos	Detect			0	0	0	0	0	0	0
	Amosite Asbestos	Detect			0	0	0	0	0	0	0
	Non-Asbestos Fibre	Detect			0	0	0	0	0	0	0
	Tremolite	Detect			0	0	0	0	0	0	0
Inorganics	Alkalinity (total) as CaCO3	mg/kg	10		-	-	-	-	-	-	-
	Ammoniacal Nitrogen as N	mg/kg	12		-	-	-	-	-	-	-
	Cyanide (Free)	mg/kg	1		<1	<1	<1	<1	<1	<1	<1
	Cyanide Total	mg/kg	1		<1	<1	<1	<1	<1	<1	<1
	cyanides-complex	mg/kg	1		<1	<1	<1	<1	<1	<1	<1
	Nitrite (as N)	mg/kg	0.03		-	-	-	-	-	-	-
	Sulphate	mg/kg	200		-	-	-	-	-	-	-
PAH	Naphthalene	mg/kg	0.009	4900	<0.009	<0.009	0.0125	0.0345	<0.009	<0.009	<0.009
	Acenaphthene	mg/kg	0.008	15000	<0.008	<0.008	0.0184	0.0803	<0.008	<0.008	<0.008
	Acenaphthylene	mg/kg	0.012	15000	<0.012	<0.012	0.0237	0.0996	<0.012	<0.012	<0.012
	Fluoranthene	mg/kg	0.017	3100	<0.017	<0.017	0.801	4.1	<0.017	0.164	<0.017
	Anthracene	mg/kg	0.016	74000	<0.016	<0.016	0.0568	0.432	<0.016	<0.016	<0.016
	Phenanthrene	mg/kg	0.015	3100	<0.015	<0.015	0.333	1.07	<0.015	0.0485	<0.015
	Fluorene	mg/kg	0.01	9900	<0.01	<0.01	0.0169	0.0682	<0.01	<0.01	<0.01
	Chrysene	mg/kg	0.01	57	<0.01	<0.01	0.326	1.48	<0.01	0.0765	<0.01
	Pyrene	mg/kg	0.015	7400	<0.015	<0.015	0.677	3.62	<0.015	0.137	<0.015
	Benzo(a)anthracene	mg/kg	0.014	29	<0.014	<0.014	0.354	1.86	<0.014	0.0631	<0.014
	Benzo(b)fluoranthene	mg/kg	0.015	7.1	<0.015	<0.015	0.348	2.09	<0.015	0.0995	<0.015
	Benzo(k)fluoranthene	mg/kg	0.014	190	<0.014	<0.014	0.178	0.862	<0.014	0.0428	<0.014
	Benzo(a)pyrene	mg/kg	0.015	5.7	<0.015	<0.015	0.345	1.74	<0.015	0.0812	<0.015
	Dibenz(a,h)anthracene	mg/kg	0.023	0.57	<0.023	<0.023	0.042	0.193	<0.023	<0.023	<0.023
	Benzo(g,h,i)perylene	mg/kg	0.024	640	<0.024	<0.024	0.253	1.19	<0.024	0.0791	<0.024
	Indeno(1,2,3-c,d)pyrene	mg/kg	0.018	82	<0.018	<0.018	0.262	1.27	<0.018	0.0799	<0.018
	PAH 16 Total	mg/kg	0.118		<0.118	<0.118	4.04	20.2	<0.118	0.872	<0.118
TPH CWG	>C5-C6 Aliphatics	mg/kg	0.01	(sol)570000[#5]	<0.01	<0.01	-	-	-	-	-
	>C6-C8 Aliphatics	mg/kg	0.01	600000	<0.01	<0.01	-	-	-	-	-
	>C10-C44 Aliphatics	mg/kg	5		<5	<5	-	-	-	-	-
	>C10-C44 Aliphatics/Aromatics	mg/kg	10		<10	<10	-	-	-	-	-
	>C8-C10 Aliphatics	mg/kg	0.01	13000	<0.01	<0.01	-	-	-	-	-
	>C10-C12 Aliphatics	mg/kg	0.01	13000	<1	<1	-	-	-	-	-
	>C12-C16 Aliphatics	mg/kg	0.1	13000	<1	<1	-	-	-	-	-
	>C16-C21 Aliphatics	mg/kg	0.1	125000[#6]	<1	<1	-	-	-	-	-
	>C21-C35 Aliphatics	mg/kg	0.1	125000[#6]	1.87	<1	-	-	-	-	-
	>C35-C44 Aliphatics	mg/kg	0.1	250000	<1	<1	-	-	-	-	-
	>C5-C10 Aliphatics	mg/kg	0.05		<0.05	<0.05	-	-	-	-	-
	Total Aliphatics >C12-C44	mg/kg	0.1		-	-	-	-	-	-	-
	>EC5-EC10 Aromatics	mg/kg	0.05		<0.05	<0.05	-	-	-	-	-
	>EC6-EC7 Aromatics	mg/kg	0.01		<0.01	<0.01	-	-	-	-	-
	>EC7-EC8 Aromatics	mg/kg	0.01	56000	<0.01	<0.01	-	-	-	-	-
	>EC8-EC10 Aromatics	mg/kg	0.01	5000	<0.01	<0.01	-	-	-	-	-
	>EC10-EC12 Aromatics	mg/kg	0.01	5000	<1	<1	-	-	-	-	-
	>EC10-EC44 Aromatics	mg/kg	5		<5	<5	-	-	-	-	-
	>EC12-EC16 Aromatics	mg/kg	0.1	5100	<1	<1	-	-	-	-	-
	>EC16-EC21 Aromatics	mg/kg	0.1	3800	<1	<1	-	-	-	-	-
	>EC21-EC35 Aromatics	mg/kg	0.1	3800	1.69	<1	-	-	-	-	-
	>EC35-EC44 Aromatics	mg/kg	0.1	3800	<1	<1	-	-	-	-	-
	>EC40-EC44 Aromatics	mg/kg	0.1		<1	<1	-	-	-	-	-
	>EC12-EC44 Aromatics	mg/kg	0.1		-	-	-	-	-	-	-
	TPH Aliphatics & Aromatics >C5-44	mg/kg	0.1		<10	<10	-	-	-	-	-
TPH	>C5-C8	mg/kg	0.02		-	-	<0.02	<0.02	<0.02	<0.02	<0.02

				Location Code	BH01003	BH01003	BH01004	BH01004	BH01004	BH01005	BH01005
				Sample Depth Range	5.15-5.25	8.3-8.4	0.05-0.15	1-1.2	3-3.1	0.05-0.1	2.2-2.3
				Sampled Date Time	16/10/2019	16/10/2019	27/09/2019	27/09/2019	30/09/2019	22/07/2019	25/07/2019
				LQM S4UL Public Open Space (POS) Residential - 1% SOM (GAC)							
Chem_Group	ChemName	output unit	EQL								
	>C6-C7	mg/kg	0.02		-	-	<0.02	<0.02	<0.02	<0.02	<0.02
	>C7-C8	mg/kg	0.02		-	-	<0.02	<0.02	<0.02	<0.02	<0.02
	>C8-C10	mg/kg	0.02		-	-	<0.02	<0.02	<0.02	<0.02	<0.02
	>C10-C12	mg/kg	0.02		-	-	<0.02	<0.02	<0.02	<0.02	<0.02
	>C12-C16	mg/kg	35		-	-	<35	<35	<35	<35	<35
	>C16-C21	mg/kg	35		-	-	<35	<35	<35	<35	<35
	>C21-C28	mg/kg	35		-	-	<35	66.7	<35	<35	<35
	>C28-C35	mg/kg	35		-	-	39.2	50.6	<35	44.1	<35
	>C35-C40	mg/kg	35		-	-	<35	<35	<35	<35	<35
	GRO >C5-10	mg/kg	0.02		<0.02	<0.02	-	-	-	-	-
	TPH >C6-C40	mg/kg	10		-	-	-	-	-	-	-
	EPH>C5-40	mg/kg	35		-	-	105	187	<35	88.1	<35
	EPH >C10-40	mg/kg	35		-	-	105	187	<35	88.1	<35
	GRO >C5-12	mg/kg	0.1		-	-	<0.1	<0.1	<0.1	<0.1	<0.1
	Total Petroleum Hydrocarbons	mg/kg	35		-	-	-	-	-	-	-
BTEX and MTBE	Benzene	mg/kg	0.009	72	<0.009	<0.009	<0.09	<0.009	<0.009	<0.09	<0.009
	Toluene	mg/kg	0.007	56000	<0.007	<0.007	<0.07	<0.007	<0.007	<0.07	<0.007
	Ethylbenzene	mg/kg	0.004	24000	<0.004	<0.004	<0.04	<0.004	<0.004	<0.04	<0.004
	Xylene (m & p)	mg/kg	0.01	41000[#7]	<0.01	<0.01	<0.1	<0.01	<0.01	<0.1	<0.01
	Xylene (o)	mg/kg	0.01	41000	<0.01	<0.01	<0.1	<0.01	<0.01	<0.1	<0.01
	Xylene Total	mg/kg	0.02		<0.02	<0.02	-	-	-	-	-
	MTBE	mg/kg	0.01		<0.01	<0.01	<0.1	<0.01	<0.01	<0.1	<0.01
	Total BTEX	mg/kg	0.04		<0.04	<0.04	<0.4	<0.04	<0.04	<0.4	<0.04
VOC	Styrene	mg/kg	0.01		-	-	-	-	-	-	-
	cis-1,3-dichloropropene	mg/kg	0.01		-	-	-	-	-	-	-
	trans-1,3-dichloropropene	mg/kg	0.01		-	-	-	-	-	-	-
	1,1,1,2-tetrachloroethane	mg/kg	0.01	1400	-	-	-	-	-	-	-
	1,1,1-trichloroethane	mg/kg	0.007	140000	-	-	-	-	-	-	-
	1,1,2,2-tetrachloroethane	mg/kg	0.01	1400	-	-	-	-	-	-	-
	1,1,2-trichloroethane	mg/kg	0.01		-	-	-	-	-	-	-
	1,1-dichloroethane	mg/kg	0.008		-	-	-	-	-	-	-
	1,1-dichloroethene	mg/kg	0.01		-	-	-	-	-	-	-
	1,1-dichloropropene	mg/kg	0.01		-	-	-	-	-	-	-
	1,2,3-trichloropropane	mg/kg	0.016		-	-	-	-	-	-	-
	1,2,4-trimethylbenzene	mg/kg	0.009		-	-	-	-	-	-	-
	1,2-dibromo-3-chloropropane	mg/kg	0.014		-	-	-	-	-	-	-
	1,2-dibromoethane	mg/kg	0.01		-	-	-	-	-	-	-
	1,2-dichloroethane	mg/kg	0.005	29	-	-	-	-	-	-	-
	1,2-dichloropropane	mg/kg	0.01		-	-	-	-	-	-	-
	1,3,5-trimethylbenzene	mg/kg	0.008		-	-	-	-	-	-	-
	1,3-dichloropropane	mg/kg	0.007		-	-	-	-	-	-	-
	2,2-dichloropropane	mg/kg	0.01		-	-	-	-	-	-	-
	2-chlorotoluene	mg/kg	0.009		-	-	-	-	-	-	-
	4-chlorotoluene	mg/kg	0.01		-	-	-	-	-	-	-
	Bromobenzene	mg/kg	0.01		-	-	-	-	-	-	-
	Bromochloromethane	mg/kg	0.01		-	-	-	-	-	-	-
	Bromodichloromethane	mg/kg	0.007		-	-	-	-	-	-	-
	Bromoform	mg/kg	0.01		-	-	-	-	-	-	-
	Bromomethane	mg/kg	0.01		-	-	-	-	-	-	-
	Carbon disulfide	mg/kg	0.007	11000	-	-	-	-	-	-	-
	Carbon tetrachloride	mg/kg	0.01	890	-	-	-	-	-	-	-
	Chlorodibromomethane	mg/kg	0.01		-	-	-	-	-	-	-
	Chloroethane	mg/kg	0.01		-	-	-	-	-	-	-
	Chloroform	mg/kg	0.008	2500	-	-	-	-	-	-	-
	Chloromethane	mg/kg	0.007		-	-	-	-	-	-	-
	cis-1,2-dichloroethene	mg/kg	0.006		-	-	-	-	-	-	-
	Dibromomethane	mg/kg	0.009		-	-	-	-	-	-	-
	Dichlorodifluoromethane	mg/kg	0.006		-	-	-	-	-	-	-
	Dichloromethane	mg/kg	0.01		-	-	-	-	-	-	-
	Isopropylbenzene	mg/kg	0.005		-	-	-	-	-	-	-
	n-butylbenzene	mg/kg	0.011		-	-	-	-	-	-	-
	n-propylbenzene	mg/kg	0.01		-	-	-	-	-	-	-
	p-isopropyltoluene	mg/kg	0.01		-	-	-	-	-	-	-
	sec-butylbenzene	mg/kg	0.01		-	-	-	-	-	-	-
	Trichloroethene	mg/kg	0.009	120	-	-	-	-	-	-	-
	tert-butylbenzene	mg/kg	0.014		-	-	-	-	-	-	-
	Tetrachloroethene	mg/kg	0.005	1400	-	-	-	-	-	-	-
	trans-1,2-dichloroethene	mg/kg	0.01		-	-	-	-	-	-	-
	Trichlorofluoromethane	mg/kg	0.006		-	-	-	-	-	-	-
	Vinyl chloride	mg/kg	0.006	3.5	-	-	-	-	-	-	-
	tert-Amyl methyl ether	mg/kg	0.01		-	-	-	-	-	-	-
VOC/SVOC	1,2,3-trichlorobenzene	mg/kg	0.02	1800	-	-	-	-	-	-	-
	1,2,4-trichlorobenzene	mg/kg	0.02	15000	-	-	-	-	-	-	-
	1,2-dichlorobenzene	mg/kg	0.01	90000	-	-	-	-	-	-	-
	1,3,5-Trichlorobenzene	mg/kg	0.02	1700	-	-	-	-	-	-	-
	1,3-dichlorobenzene	mg/kg	0.008	300	-	-	-	-	-	-	-
	1,4-dichlorobenzene	mg/kg	0.005	17000	-	-	-	-	-	-	-

				Location Code	BH01003	BH01003	BH01004	BH01004	BH01004	BH01005	BH01005
				Sample Depth Range	5.15-5.25	8.3-8.4	0.05-0.15	1-1.2	3-3.1	0.05-0.1	2.2-2.3
				Sampled Date Time	16/10/2019	16/10/2019	27/09/2019	27/09/2019	30/09/2019	22/07/2019	25/07/2019
				LQM S4UL Public Open Space (POS) Residential - 1% SOM (GAC)							
Chem_Group	**ChemName**	**output unit**	**EQL**								
	Chlorobenzene	mg/kg	0.005	11000	-	-	-	-	-	-	-
	Hexachlorobutadiene	mg/kg	0.02	25	-	-	-	-	-	-	-
SVOC	4-bromophenyl phenyl ether	mg/kg	0.1		-	-	-	-	-	-	-
	4-nitroaniline	mg/kg	0.1		-	-	-	-	-	-	-
	4-nitrophenol	mg/kg	0.1		-	-	-	-	-	-	-
	2,4,5-trichlorophenol	mg/kg	0.1		-	-	-	-	-	-	-
	2,4,6-trichlorophenol	mg/kg	0.1		-	-	-	-	-	-	-
	2,4-dichlorophenol	mg/kg	0.1		-	-	-	-	-	-	-
	2,4-dimethylphenol	mg/kg	0.1		-	-	-	-	-	-	-
	2,4-dinitrotoluene	mg/kg	0.1		-	-	-	-	-	-	-
	2,6-dinitrotoluene	mg/kg	0.1		-	-	-	-	-	-	-
	2-chloronaphthalene	mg/kg	0.1		-	-	-	-	-	-	-
	2-chlorophenol	mg/kg	0.1		-	-	-	-	-	-	-
	2-methylnaphthalene	mg/kg	0.1		-	-	-	-	-	-	-
	2-methylphenol	mg/kg	0.1		-	-	-	-	-	-	-
	2-nitroaniline	mg/kg	0.1		-	-	-	-	-	-	-
	2-nitrophenol	mg/kg	0.1		-	-	-	-	-	-	-
	3-nitroaniline	mg/kg	0.1		-	-	-	-	-	-	-
	4-chloro-3-methylphenol	mg/kg	0.1		-	-	-	-	-	-	-
	4-chloroaniline	mg/kg	0.1		-	-	-	-	-	-	-
	4-chlorophenyl phenyl ether	mg/kg	0.1		-	-	-	-	-	-	-
	4-methylphenol	mg/kg	0.1		-	-	-	-	-	-	-
	Azobenzene	mg/kg	0.1		-	-	-	-	-	-	-
	Bis(2-chloroethoxy) methane	mg/kg	0.1		-	-	-	-	-	-	-
	Bis(2-chloroethyl)ether	mg/kg	0.1		-	-	-	-	-	-	-
	Bis(2-chloroisopropyl) ether	mg/kg	0.1		-	-	-	-	-	-	-
	Bis(2-ethylhexyl) phthalate	mg/kg	0.1		-	-	-	-	-	-	-
	Butyl benzyl phthalate	mg/kg	0.1		-	-	-	-	-	-	-
	Carbazole	mg/kg	0.1		-	-	-	-	-	-	-
	Dibenzofuran	mg/kg	0.1		-	-	-	-	-	-	-
	Diethylphthalate	mg/kg	0.1		-	-	-	-	-	-	-
	Dimethyl phthalate	mg/kg	0.1		-	-	-	-	-	-	-
	Di-n-butyl phthalate	mg/kg	0.1		-	-	-	-	-	-	-
	Di-n-octyl phthalate	mg/kg	0.1		-	-	-	-	-	-	-
	Hexachlorobenzene	mg/kg	0.05	16	-	-	-	-	-	-	-
	Hexachlorocyclopentadiene	mg/kg	0.1		-	-	-	-	-	-	-
	Hexachloroethane	mg/kg	0.1		-	-	-	-	-	-	-
	Isophorone	mg/kg	0.1		-	-	-	-	-	-	-
	Nitrobenzene	mg/kg	0.1		-	-	-	-	-	-	-
	N-nitrosodi-n-propylamine	mg/kg	0.1		-	-	-	-	-	-	-
	Pentachloronitrobenzene	mg/kg	0.05		-	-	-	-	-	-	-
	Pentachlorophenol	mg/kg	0.1	60	-	-	-	-	-	-	-
PCB	Heptachlorobiphenyl, 2,3,3,4,4,5,5- (PCB 189)	mg/kg	0.003		-	-	-	-	-	-	-
	Hexachlorobiphenyl, 2,3,3,4,4,5- (PCB 156)	mg/kg	0.003		-	-	-	-	-	-	-
	Hexachlorobiphenyl, 2,3,3,4,4,5- (PCB 157)	mg/kg	0.003		-	-	-	-	-	-	-
	Hexachlorobiphenyl, 2,3,4,4,5,5- (PCB 167)	mg/kg	0.003		-	-	-	-	-	-	-
	Hexachlorobiphenyl, 3,3,4,4,5,5- (PCB 169)	mg/kg	0.003		-	-	-	-	-	-	-
	PCB 101	mg/kg	0.003		-	-	-	-	-	-	-
	PCB 118	mg/kg	0.003		-	-	-	-	-	-	-
	PCB 138	mg/kg	0.003		-	-	-	-	-	-	-
	PCB 153	mg/kg	0.003		-	-	-	-	-	-	-
	PCB 180	mg/kg	0.003		-	-	-	-	-	-	-
	PCB 28	mg/kg	0.003		-	-	-	-	-	-	-
	PCB 52	mg/kg	0.003		-	-	-	-	-	-	-
	Pentachlorobiphenyl, 2,3,3,4,4- (PCB 105)	mg/kg	0.003		-	-	-	-	-	-	-
	Pentachlorobiphenyl, 2,3,4,4,5- (PCB 114)	mg/kg	0.003		-	-	-	-	-	-	-
	Pentachlorobiphenyl, 2,3,4,4,5- (PCB 123)	mg/kg	0.003		-	-	-	-	-	-	-
	Pentachlorobiphenyl, 3,3,4,4,5- (PCB 126)	mg/kg	0.003		-	-	-	-	-	-	-
	Tetrachlorobiphenyl, 3,3,4,4- (PCB 77)	mg/kg	0.003		-	-	-	-	-	-	-
	Tetrachlorobiphenyl, 3,4,4,5- (PCB 81)	mg/kg	0.003		-	-	-	-	-	-	-
	Total PCB 7 Congeners	mg/kg	0.021		-	-	-	-	-	-	-
	Total PCB WHO 12	mg/kg	0.036		-	-	-	-	-	-	-
Phenolics	Xylenols	mg/kg	0.015		<0.015	<0.015	<0.015	<0.015	<0.015	<0.015	<0.015
	Cresol Total	mg/kg	0.01		<0.01	<0.01	0.056	<0.01	<0.01	0.024	<0.01
	Phenol	mg/kg	0.01	(dir)760[#8]	<0.01	<0.01	0.112	0.0216	<0.01	<0.01	<0.01
	Phenols Monohydric	mg/kg	0.035		<0.035	<0.035	0.168	<0.035	<0.035	<0.035	<0.035
Organotins	Dibutyltin	mg/kg			-	-	-	-	-	-	-
	Monophenyltin	mg/kg			-	-	-	-	-	-	-
	Diphenyltin	mg/kg			-	-	-	-	-	-	-
	Monobutyltin	mg/kg			-	-	-	-	-	-	-
	Tetrabutyltin	mg/kg			-	-	-	-	-	-	-
	Tributyltin	mg/kg			-	-	-	-	-	-	-
	Triphenyltin	mg/kg			-	-	-	-	-	-	-
Pesticides	Heptachlor epoxide	mg/kg	0.05		-	-	-	-	-	-	-
	Tecnazene	mg/kg	0.05		-	-	-	-	-	-	-
	2,4,5-TP (Silvex)	mg/kg			-	-	-	-	-	-	-
	Hedonal	mg/kg			-	-	-	-	-	-	-

				Location Code	BH01003	BH01003	BH01004	BH01004	BH01004	BH01005	BH01005
				Sample Depth Range	5.15-5.25	8.3-8.4	0.05-0.15	1-1.2	3-3.1	0.05-0.1	2.2-2.3
				Sampled Date Time	16/10/2019	16/10/2019	27/09/2019	27/09/2019	30/09/2019	22/07/2019	25/07/2019
				LQM S4UL Public Open Space (POS) Residential - 1% SOM (GAC)							
Chem_Group	**ChemName**	**output unit**	**EQL**								
	2,4-DDT	mg/kg	0.05		-	-	-	-	-	-	-
	2,4-Dichlorprop	mg/kg			-	-	-	-	-	-	-
	4-(2,4-Dichlorophenoxy)butyric Acid (2,4-DB)	mg/kg			-	-	-	-	-	-	-
	4,4-DDE	mg/kg	0.05		-	-	-	-	-	-	-
	a-BHC	mg/kg	0.05	24	-	-	-	-	-	-	-
	Aldrin	mg/kg	0.05	18	-	-	-	-	-	-	-
	Atrazine	mg/kg	0.05	1200	-	-	-	-	-	-	-
	Azinophos methyl	mg/kg	0.05		-	-	-	-	-	-	-
	b-BHC	mg/kg	0.05	8.1	-	-	-	-	-	-	-
	Bentazone	mg/kg			-	-	-	-	-	-	-
	Chlordane (cis)	mg/kg	0.05		-	-	-	-	-	-	-
	Chlordane (trans)	mg/kg	0.05		-	-	-	-	-	-	-
	Chlorfenvinphos	mg/kg	0.05		-	-	-	-	-	-	-
	Chlorotoluron	mg/kg			-	-	-	-	-	-	-
	Chlorpyrifos-methyl	mg/kg	0.05		-	-	-	-	-	-	-
	Cyanazine	mg/kg			-	-	-	-	-	-	-
	d-BHC	mg/kg	0.05		-	-	-	-	-	-	-
	DDD	mg/kg	0.05		-	-	-	-	-	-	-
	DDT	mg/kg	0.05		-	-	-	-	-	-	-
	Chlorothalonil	mg/kg	0.05		-	-	-	-	-	-	-
	Diazinon	mg/kg	0.05		-	-	-	-	-	-	-
	Dichlorvos	mg/kg	0.05	16	-	-	-	-	-	-	-
	Dieldrin	mg/kg	0.05	18	-	-	-	-	-	-	-
	Dimethoate	mg/kg	0.05		-	-	-	-	-	-	-
	Disulfoton	mg/kg	0.05		-	-	-	-	-	-	-
	Diuron	mg/kg			-	-	-	-	-	-	-
	Endosulfan I	mg/kg	0.05	1200	-	-	-	-	-	-	-
	Endosulfan II	mg/kg	0.05		-	-	-	-	-	-	-
	Endosulfan sulphate	mg/kg	0.05		-	-	-	-	-	-	-
	Endrin	mg/kg	0.05		-	-	-	-	-	-	-
	Fenitrothion	mg/kg	0.05		-	-	-	-	-	-	-
	Fenthion	mg/kg	0.05		-	-	-	-	-	-	-
	Fluroxypyr	mg/kg			-	-	-	-	-	-	-
	g-BHC (Lindane)	mg/kg	0.05	8.2	-	-	-	-	-	-	-
	Heptachlor	mg/kg	0.05		-	-	-	-	-	-	-
	Isodrin	mg/kg	0.05		-	-	-	-	-	-	-
	Isoproturon	mg/kg			-	-	-	-	-	-	-
	Linuron	mg/kg			-	-	-	-	-	-	-
	Malathion	mg/kg	0.05		-	-	-	-	-	-	-
	2-Methyl-4-chlorophenoxyacetic acid	mg/kg			-	-	-	-	-	-	-
	2-Methyl-4-Chlorophenoxy Butanoic Acid	mg/kg			-	-	-	-	-	-	-
	Mecoprop	mg/kg			-	-	-	-	-	-	-
	Methoxychlor	mg/kg	0.05		-	-	-	-	-	-	-
	Methyl parathion	mg/kg	0.05		-	-	-	-	-	-	-
	Mevinphos (Phosdrin)	mg/kg	0.05		-	-	-	-	-	-	-
	Nitroguanidine	mg/kg			-	-	-	-	-	-	-
	o,p-DDD	mg/kg	0.05		-	-	-	-	-	-	-
	o,p'-DDE	mg/kg	0.05		-	-	-	-	-	-	-
	o,p-Methoxychlor	mg/kg	0.05		-	-	-	-	-	-	-
	Parathion	mg/kg	0.05		-	-	-	-	-	-	-
	Pendimethalin	mg/kg	0.05		-	-	-	-	-	-	-
	Permethrin	mg/kg	0.05		-	-	-	-	-	-	-

				Location Code	BH01003	BH01003	BH01004	BH01004	BH01004	BH01005	BH01005
				Sample Depth Range	5.15-5.25	8.3-8.4	0.05-0.15	1-1.2	3-3.1	0.05-0.1	2.2-2.3
				Sampled Date Time	16/10/2019	16/10/2019	27/09/2019	27/09/2019	30/09/2019	22/07/2019	25/07/2019
				LQM S4UL Public Open Space (POS) Residential - 1% SOM (GAC)							
Chem Group	**ChemName**	**output unit**	**EQL**								
	Permethrin II	mg/kg	0.05		-	-	-	-	-	-	-
	Phorate	mg/kg	0.05		-	-	-	-	-	-	-
	Prometryn	mg/kg	0.05		-	-	-	-	-	-	-
	Pronamide	mg/kg	0.05		-	-	-	-	-	-	-
	Propazine	mg/kg	0.05		-	-	-	-	-	-	-
	Simazine	mg/kg	0.05		-	-	-	-	-	-	-
	Terbutryn	mg/kg	0.05		-	-	-	-	-	-	-
	Terbutylazine	mg/kg	0.05		-	-	-	-	-	-	-
	Triadimefon	mg/kg	0.05		-	-	-	-	-	-	-
	Triallate	mg/kg	0.05		-	-	-	-	-	-	-
	Tricloovr	mg/kg			-	-	-	-	-	-	-
	Trifluralin	mg/kg	0.05		-	-	-	-	-	-	-
	Telodrin	mg/kg	0.05		-	-	-	-	-	-	-
Radionuclides	Caesium-137	Bq/kg	1.4		-	-	-	-	-	-	-
	Protactinium-234m	Bq/kg	140		-	-	-	-	-	-	-
	Americium-241	Bq/g	0.0022		-	-	-	-	-	-	-
	Beryllium-7	Bq/g	0.016		-	-	-	-	-	-	-
	Cobalt-60	Bq/g	0.0015		-	-	-	-	-	-	-
	Gross alpha	Bq/kg	54		-	-	-	-	-	-	-
	Gross beta	Bq/kg	87		-	-	-	-	-	-	-
	Lead-210	Bq/kg	22		-	-	-	-	-	-	-
	Potassium-40	Bq/kg	2		-	-	-	-	-	-	-
	Radium -224	Bq/g	0.022		-	-	-	-	-	-	-
	Radium-226	Bq/g	0.0005		-	-	-	-	-	-	-
	Thorium-228	Bq/g	0.0005		-	-	-	-	-	-	-
	Thorium-230	Bq/g	0.0005		-	-	-	-	-	-	-
	Thorium-232	Bq/g	0.0005		-	-	-	-	-	-	-
	Thorium-234	Bq/g	0.025		-	-	-	-	-	-	-
	Uranium-234	Bq/g	0.0005		-	-	-	-	-	-	-
	Uranium-235	Bq/g	0.0005		-	-	-	-	-	-	-
SVOC TIC	SVOC TICS - Detect	Detect			-	-	-	-	-	-	-
	SVOC Tentatively Identified Compounds	mg/kg	0.1		-	-	-	-	-	-	-
VOC TIC	VOC Tentatively Identified Compounds	mg/kg	0.05		-	-	-	-	-	-	-
Explosives	2,2,4,4,6,6-Hexanitrostilbene	mg/kg			-	-	-	-	-	-	-
	2,4,6-Trinitrotoluene (TNT)	mg/kg		130	-	-	-	-	-	-	-
	2,4,6-trinitrophenyl	mg/kg			-	-	-	-	-	-	-
	HMX	mg/kg		13000	-	-	-	-	-	-	-
	Ethylene glycol dinitrate	mg/kg			-	-	-	-	-	-	-
	Nitrocellulose (12% N)	mg/kg			-	-	-	-	-	-	-
	Nitroglycerine	mg/kg			-	-	-	-	-	-	-
	PETN	mg/kg			-	-	-	-	-	-	-
	RDX	mg/kg		26000	-	-	-	-	-	-	-
	Tetryl	mg/kg			-	-	-	-	-	-	-
NA	Actinium-228	Bq/kg	2		-	-	-	-	-	-	-
	Caesium-134	Bq/kg	1.7		-	-	-	-	-	-	-
	Bismuth-212	Bq/kg	19		-	-	-	-	-	-	-
	Bismuth-214	Bq/kg	2		-	-	-	-	-	-	-
	Lead-212	Bq/kg	2		-	-	-	-	-	-	-
	Lead-214	Bq/kg	2		-	-	-	-	-	-	-
	Thallium-208	Bq/kg	2		-	-	-	-	-	-	-
Other	Temperature	°C			16.6	17.7	19.2	19.2	18.7	18	21.4
	Conductivity @ 20oC	uS/cm	14		259 - 283	97.4 - 99.1	455 - 516	210 - 332	167 - 3010	232 - 233	74.3 - 76.5
	Organic Matter	%	0.35		-	-	-	-	-	-	-
	Moisture Content (dried @35oC)	%			12	18	11	7.4	18	17	19
	pH (Lab)	pH Units	1		8.34 - 8.4	7.91 - 9.12	7.9 - 8.79	8.43 - 9.01	8.33 - 8.81	6.81 - 8.31	7.13 - 7.38
	Total Organic Carbon	%	0.2		0.329	<0.2	2.14	1.41	<0.2	1.59	<0.2

Environmental Standards Comments
#1:GAC is only presented as speciated chromium. 7.7mg/kg is used for hexavalent. If hexavalent chromium (CrVI) data is available, a value of 1,500mg/kg may be appropriate for the remaining trivalent chromium (CrIII).
#2:C4SL for lead adopted
#3:GAC only presented as speciated mercury. 16mg/kg is used for elemental mercury. If the CSM indicates that elemental mercury is not a CoC and mercury is present in an inorganic form, a value of 120mg/kg for inorganic mercury may be appropriate
#4:Updated S4UL for nickel
#5:S4UL exceeds solubility saturation limit
#6:Criteria derived for Ali>C16-C35 split between Ali>C16-21 & Ali>C21-35. Requires summation of fractions to use Ali>C16-C35 criteria.
#7:Criteria presented is for p-xylene. A separate value is presented for o-xylene.
#8:S4UL based on a threshold protective of direct skin contact with phenol

Key

<0.6	Result MDL exceeds GAC
27.8	Result exceeds GAC

Notes
Where a range is given a determinand has been analysed for by more than one method

				Location Code	BH01005	BH01005	BH01006	BH01006	BH01006	BH01006	BH01006
				Sample Depth Range	3-3.1	4.3-4.4	0.2-0.3	0.4-0.5	0.6-0.8	1-1.2	1.45-1.7
				Sampled Date Time	25/07/2019	26/07/2019	11/02/2020	11/02/2020	11/02/2020	11/02/2020	17/02/2020
			LQM S4UL Public Open Space (POS) Residential - 1% SOM (GAC)								
Chem Group	**ChemName**	**output unit**	**EQL**								
Metals	Antimony	mg/kg	0.6		-	-	1.21	1.54	<0.6	0.601	<0.6
	Arsenic	mg/kg	0.6	79	12	0.815	8.76	8.98	4.4	3.47	3.46
	Barium	mg/kg	0.6		-	-	-	-	-	-	-
	Beryllium	mg/kg	0.01	2.2	-	-	-	-	-	-	-
	Boron	mg/kg	1	21000	<1	<1	<1	<1	<1	<1	<1
	Cadmium	mg/kg	0.02	120	0.218	0.335	0.214	0.214	0.0504	0.0542	<0.02
	Chromium (hexavalent)	mg/kg	0.6	7.7	<0.6	<0.6	<0.6	<0.6	<0.6	<0.6	<0.6
	Chromium	mg/kg	0.9	#1	61.7	2.08	21	22	20.8	20.1	22.5
	Copper	mg/kg	1.4	12000	259	2.04	15.3	15.3	8.34	5.66	5.67
	Lead	mg/kg	0.7	630[#2]	6.74	<0.7	37.1	41.9	10.8	6.39	4.42
	Mercury	mg/kg	0.14	#3	<0.14	<0.14	<0.14	<0.14	<0.14	<0.14	<0.14
	Molybdenum	mg/kg	0.1		-	-	0.477	0.476	0.161	<0.1	<0.1
	Nickel	mg/kg	0.2	230[#4]	42	6.74	14	15.2	10.5	9.84	8.35
	Selenium	mg/kg	1	1100	<1	<1	<1	<1	<1	<1	<1
	Vanadium	mg/kg	0.2	2000	-	-	34.8	38	30.9	24.6	26.1
	Zinc	mg/kg	1.9	81000	60.9	13.8	59.8	60.8	33.9	26.8	23.8
Asbestos	Anthophyllite	Detect			0	0	0	0	0	0	0
	Asbestos Analysts Comments	-			-	-	-	-	-	-	-
	Asbestos PCOM Quantification	%	0.001		-	-	-	-	-	-	-
	Asbestos Quantification Total	%	0.001		-	-	-	-	-	-	-
	Asbestos: Actinolite	Detect			0	0	0	0	0	0	0
	Additional Asbestos Components (Using TM048)	Comment			-	-	-	-	-	-	-
	Crocidolite Asbestos	Detect			0	0	0	0	0	0	0
	Asbestos Gravimetric Quantification	%	0.001		-	-	-	-	-	-	-
	Chrysotile Asbestos	Detect			0	0	0	0	0	0	0
	Amosite Asbestos	Detect			0	0	0	0	0	0	0
	Non-Asbestos Fibre	Detect			0	0	0	0	0	0	0
	Tremolite	Detect			0	0	0	0	0	0	0
Inorganics	Alkalinity (total) as CaCO3	mg/kg	10		-	-	-	-	-	-	-
	Ammoniacal Nitrogen as N	mg/kg	12		-	-	-	-	-	-	16.7
	Cyanide (Free)	mg/kg	1		<1	<1	<1	<1	<1	<1	<1
	Cyanide Total	mg/kg	1		<1	<1	<1	<1	<1	<1	<1
	cyanides-complex	mg/kg	1		<1	<1	<1	<1	<1	<1	<1
	Nitrite (as N)	mg/kg	0.03		-	-	-	-	-	-	-
	Sulphate	mg/kg	200		-	-	-	-	-	-	-
PAH	Naphthalene	mg/kg	0.009	4900	<0.009	<0.009	<0.009	<0.009	<0.009	<0.009	<0.009
	Acenaphthene	mg/kg	0.008	15000	<0.008	<0.008	<0.008	<0.008	<0.008	<0.008	<0.008
	Acenaphthylene	mg/kg	0.012	15000	<0.012	<0.012	<0.1 - 0.0173	<0.012	<0.012	<0.012	<0.012
	Fluoranthene	mg/kg	0.017	3100	<0.017	<0.017	0.356 - 2.75	<0.1 - 0.13	<0.017	<0.017	<0.017
	Anthracene	mg/kg	0.016	74000	<0.016	<0.016	0.0395 - 0.434	<0.016	<0.016	<0.016	<0.016
	Phenanthrene	mg/kg	0.015	3100	<0.015	<0.015	0.0938 - 1.34	<0.1 - 0.0573	<0.015	<0.015	<0.015
	Fluorene	mg/kg	0.01	9900	<0.01	<0.01	<0.01	<0.01	<0.01	<0.01	<0.01
	Chrysene	mg/kg	0.01	57	<0.01	<0.01	0.192 - 1.03	<0.1 - 0.0607	<0.01	<0.01	<0.01
	Pyrene	mg/kg	0.015	7400	<0.015	<0.015	0.322 - 2.53	<0.1 - 0.111	<0.015	<0.015	<0.015
	Benzo(a)anthracene	mg/kg	0.014	29	<0.014	<0.014	0.215 - 1.1	<0.1 - 0.0614	<0.014	<0.014	<0.014
	Benzo(b)fluoranthene	mg/kg	0.015	7.1	<0.015	<0.015	0.352 - 0.632	<0.1 - 0.0947	<0.015	<0.015	<0.015
	Benzo(k)fluoranthene	mg/kg	0.014	190	<0.014	<0.014	0.112 - 0.806	<0.1 - 0.033	<0.014	<0.014	<0.014
	Benzo(a)pyrene	mg/kg	0.015	5.7	<0.015	<0.015	0.251 - 0.719	<0.1 - 0.0654	<0.015	<0.015	<0.015
	Dibenz(a,h)anthracene	mg/kg	0.023	0.57	<0.023	<0.023	<0.1 - 0.0317	<0.023	<0.023	<0.023	<0.023
	Benzo(g,h,i)perylene	mg/kg	0.024	640	<0.024	<0.024	0.187 - 0.434	<0.1 - 0.0506	<0.024	<0.024	<0.024
	Indeno(1,2,3-c,d)pyrene	mg/kg	0.018	82	<0.018	<0.018	0.201 - 0.657	<0.1 - 0.0553	<0.018	<0.018	<0.018
	PAH 16 Total	mg/kg	0.118		<0.118	<0.118	2.37	0.719	<0.118	<0.118	<0.118
TPH CWG	>C5-C6 Aliphatics	mg/kg	0.01	(sol)5700000[#5]	-	-	<0.01	<0.01	<0.01	<0.01	<0.01
	>C6-C8 Aliphatics	mg/kg	0.01	600000	-	-	<0.01	<0.01	0.0182	<0.01	<0.01
	>C10-C44 Aliphatics	mg/kg	5		-	-	<5	<5	<5	<5	<5
	>C10-C44 Aliphatics/Aromatics	mg/kg	10		-	-	<10	<10	<10	<10	<10
	>C8-C10 Aliphatics	mg/kg	0.01	13000	-	-	<0.01	<0.01	0.0254	<0.01	<0.01
	>C10-C12 Aliphatics	mg/kg	0.01	13000	-	-	<1	<1	<1	<1	<1
	>C12-C16 Aliphatics	mg/kg	0.1	13000	-	-	<1	<1	<1	<1	<1
	>C16-C21 Aliphatics	mg/kg	0.1	125000[#6]	-	-	<1	<1	<1	<1	<1
	>C21-C35 Aliphatics	mg/kg	0.1	125000[#6]	-	-	1.71	<1	<1	<1	<1
	>C35-C44 Aliphatics	mg/kg	0.1	250000	-	-	<1	<1	<1	<1	<1
	>C5-C10 Aliphatics	mg/kg	0.05		-	-	<0.05	<0.05	<0.05	<0.05	<0.05
	Total Aliphatics >C12-C44	mg/kg	0.1		-	-	-	-	-	-	-
	>EC5-EC10 Aromatics	mg/kg	0.05		-	-	<0.05	<0.05	<0.05	<0.05	<0.05
	>EC6-EC7 Aromatics	mg/kg	0.01		-	-	<0.01	<0.01	<0.01	<0.01	<0.01
	>EC7-EC8 Aromatics	mg/kg	0.01	56000	-	-	<0.01	<0.01	<0.01	<0.01	<0.01
	>EC8-EC10 Aromatics	mg/kg	0.01	5000	-	-	<0.01	<0.01	0.0169	<0.01	<0.01
	>EC10-EC12 Aromatics	mg/kg	0.01	5000	-	-	<1	<1	<1	<1	<1
	>EC10-EC44 Aromatics	mg/kg	5		-	-	7.46	<5	<5	<5	<5
	>EC12-EC16 Aromatics	mg/kg	0.1	5100	-	-	<1	<1	<1	<1	<1
	>EC16-EC21 Aromatics	mg/kg	0.1	3800	-	-	1.79	<1	<1	<1	<1
	>EC21-EC35 Aromatics	mg/kg	0.1	3800	-	-	4.67	<1	<1	<1	1.41
	>EC35-EC44 Aromatics	mg/kg	0.1	3800	-	-	<1	<1	<1	<1	<1
	>EC40-EC44 Aromatics	mg/kg	0.1		-	-	<1	<1	<1	<1	<1
	>EC12-EC44 Aromatics	mg/kg	0.1		-	-	-	-	-	-	-
	TPH Aliphatics & Aromatics >C5-44	mg/kg	0.1		-	-	<10	<10	<10	<10	<10
TPH	>C5-C6	mg/kg	0.02		<0.02	<0.02	-	-	-	-	-

				Location Code	BH01005	BH01005	BH01006	BH01006	BH01006	BH01006	BH01006
				Sample Depth Range	3-3.1	4.3-4.4	0.2-0.3	0.4-0.5	0.6-0.8	1-1.2	1.45-1.7
				Sampled Date Time	25/07/2019	26/07/2019	11/02/2020	11/02/2020	11/02/2020	11/02/2020	17/02/2020
			LQM S4UL Public Open Space (POS) Residential - 1% SOM (GAC)								
Chem_Group	**ChemName**	**output unit**	**EQL**								
	>C6-C7	mg/kg	0.02		<0.02	<0.02	-	-	-	-	-
	>C7-C8	mg/kg	0.02		<0.02	<0.02	-	-	-	-	-
	>C8-C10	mg/kg	0.02		<0.02	<0.02	-	-	-	-	-
	>C10-C12	mg/kg	0.02		<0.02	<0.02	-	-	-	-	-
	>C12-C16	mg/kg	35		<35	<35	-	-	-	-	-
	>C16-C21	mg/kg	35		<35	<35	-	-	-	-	-
	>C21-C28	mg/kg	35		<35	<35	-	-	-	-	-
	>C28-C35	mg/kg	35		<35	<35	-	-	-	-	-
	>C35-C40	mg/kg	35		<35	<35	-	-	-	-	-
	GRO >C5-10	mg/kg	0.02		-	-	<0.02	<0.02	<0.02	<0.02	<0.02
	TPH >C6-C40	mg/kg	10		-	-	-	-	-	-	-
	EPH>C5-40	mg/kg	35		<35	<35	-	-	-	-	-
	EPH >C10-40	mg/kg	35		<35	<35	-	-	-	-	-
	GRO >C5-12	mg/kg	0.1		<0.1	<0.1	-	-	-	-	-
	Total Petroleum Hydrocarbons	mg/kg	35		-	-	-	-	-	-	-
BTEX and MTBE	Benzene	mg/kg	0.009	72	<0.009	<0.009	<0.009	<0.009	<0.009	<0.009	<0.009
	Toluene	mg/kg	0.007	56000	<0.007	<0.007	<0.007	<0.007	<0.007	<0.007	<0.007
	Ethylbenzene	mg/kg	0.004	24000	<0.004	<0.004	<0.004	<0.004	<0.004	<0.004	<0.004
	Xylene (m & p)	mg/kg	0.01	41000[#7]	<0.01	<0.01	<0.01	<0.01	<0.01	<0.01	<0.01
	Xylene (o)	mg/kg	0.01	41000	<0.01	<0.01	<0.01	<0.01	<0.01	<0.01	<0.01
	Xylene Total	mg/kg	0.02		-	-	<0.02	<0.02	<0.02	<0.02	<0.02
	MTBE	mg/kg	0.01		<0.01	<0.01	<0.01	<0.01	<0.01	<0.01	<0.01
	Total BTEX	mg/kg	0.04		<0.04	<0.04	<0.04	<0.04	<0.04	<0.04	<0.04
VOC	Styrene	mg/kg	0.01		-	-	<0.01	<0.01	<0.01	<0.01	<0.01
	cis-1,3-dichloropropene	mg/kg	0.01		-	-	<0.01	<0.01	<0.01	<0.01	<0.01
	trans-1,3-dichloropropene	mg/kg	0.01		-	-	<0.01	<0.01	<0.01	<0.01	<0.01
	1,1,1,2-tetrachloroethane	mg/kg	0.01	1400	-	-	<0.01	<0.01	<0.01	<0.01	<0.01
	1,1,1-trichloroethane	mg/kg	0.007	140000	-	-	<0.007	<0.007	<0.007	<0.007	<0.007
	1,1,2,2-tetrachloroethane	mg/kg	0.01	1400	-	-	<0.01	<0.01	<0.01	<0.01	<0.01
	1,1,2-trichloroethane	mg/kg	0.01		-	-	<0.01	<0.01	<0.01	<0.01	<0.01
	1,1-dichloroethane	mg/kg	0.008		-	-	<0.008	<0.008	<0.008	<0.008	<0.008
	1,1-dichloroethene	mg/kg	0.01		-	-	<0.01	<0.01	<0.01	<0.01	<0.01
	1,1-dichloropropene	mg/kg	0.01		-	-	<0.01	<0.01	<0.01	<0.01	<0.01
	1,2,3-trichloropropane	mg/kg	0.016		-	-	<0.016	<0.016	<0.016	<0.016	<0.016
	1,2,4-trimethylbenzene	mg/kg	0.009		-	-	<0.009	<0.009	<0.009	<0.009	<0.009
	1,2-dibromo-3-chloropropane	mg/kg	0.014		-	-	<0.014	<0.014	<0.014	<0.014	<0.014
	1,2-dibromoethane	mg/kg	0.01		-	-	<0.01	<0.01	<0.01	<0.01	<0.01
	1,2-dichloroethane	mg/kg	0.005	29	-	-	<0.005	<0.005	<0.005	<0.005	<0.005
	1,2-dichloropropane	mg/kg	0.01		-	-	<0.01	<0.01	<0.01	<0.01	<0.01
	1,3,5-trimethylbenzene	mg/kg	0.008		-	-	<0.008	<0.008	<0.008	<0.008	<0.008
	1,3-dichloropropane	mg/kg	0.007		-	-	<0.007	<0.007	<0.007	<0.007	<0.007
	2,2-dichloropropane	mg/kg	0.01		-	-	<0.01	<0.01	<0.01	<0.01	<0.01
	2-chlorotoluene	mg/kg	0.009		-	-	<0.009	<0.009	<0.009	<0.009	<0.009
	4-chlorotoluene	mg/kg	0.01		-	-	<0.01	<0.01	<0.01	<0.01	<0.01
	Bromobenzene	mg/kg	0.01		-	-	<0.01	<0.01	<0.01	<0.01	<0.01
	Bromochloromethane	mg/kg	0.01		-	-	<0.01	<0.01	<0.01	<0.01	<0.01
	Bromodichloromethane	mg/kg	0.007		-	-	<0.007	<0.007	<0.007	<0.007	<0.007
	Bromoform	mg/kg	0.01		-	-	<0.01	<0.01	<0.01	<0.01	<0.01
	Bromomethane	mg/kg	0.01		-	-	<0.01	<0.01	<0.01	<0.01	<0.01
	Carbon disulfide	mg/kg	0.007	11000	-	-	<0.007	<0.007	<0.007	<0.007	<0.007
	Carbon tetrachloride	mg/kg	0.01	890	-	-	<0.01	<0.01	<0.01	<0.01	<0.01
	Chlorodibromomethane	mg/kg	0.01		-	-	<0.01	<0.01	<0.01	<0.01	<0.01
	Chloroethane	mg/kg	0.01		-	-	<0.01	<0.01	<0.01	<0.01	<0.01
	Chloroform	mg/kg	0.008	2500	-	-	<0.008	<0.008	<0.008	<0.008	<0.008
	Chloromethane	mg/kg	0.007		-	-	<0.007	<0.007	<0.007	<0.007	<0.007
	cis-1,2-dichloroethene	mg/kg	0.006		-	-	<0.006	<0.006	<0.006	<0.006	<0.006
	Dibromomethane	mg/kg	0.009		-	-	<0.009	<0.009	<0.009	<0.009	<0.009
	Dichlorodifluoromethane	mg/kg	0.006		-	-	<0.006	<0.006	<0.006	<0.006	<0.006
	Dichloromethane	mg/kg	0.01		-	-	<0.01	<0.01	<0.01	<0.01	<0.01
	Isopropylbenzene	mg/kg	0.005		-	-	<0.005	<0.005	<0.005	<0.005	<0.005
	n-butylbenzene	mg/kg	0.011		-	-	<0.011	<0.011	<0.011	<0.011	<0.011
	n-propylbenzene	mg/kg	0.01		-	-	<0.01	<0.01	<0.01	<0.01	<0.01
	p-isopropyltoluene	mg/kg	0.01		-	-	<0.01	<0.01	<0.01	<0.01	<0.01
	sec-butylbenzene	mg/kg	0.01		-	-	<0.01	<0.01	<0.01	<0.01	<0.01
	Trichloroethene	mg/kg	0.009	120	-	-	<0.009	<0.009	<0.009	<0.009	<0.009
	tert-butylbenzene	mg/kg	0.014		-	-	<0.014	<0.014	<0.014	<0.014	<0.014
	Tetrachloroethene	mg/kg	0.005	1400	-	-	<0.005	<0.005	<0.005	<0.005	<0.005
	trans-1,2-dichloroethene	mg/kg	0.01		-	-	<0.01	<0.01	<0.01	<0.01	<0.01
	Trichlorofluoromethane	mg/kg	0.006		-	-	<0.006	<0.006	<0.006	<0.006	<0.006
	Vinyl chloride	mg/kg	0.006	3.5	-	-	<0.006	<0.006	<0.006	<0.006	<0.006
	tert-Amyl methyl ether	mg/kg	0.01		-	-	<0.01	<0.01	<0.01	<0.01	<0.01
VOC/SVOC	1,2,3-trichlorobenzene	mg/kg	0.02	1800	-	-	<0.02	<0.02	<0.02	<0.02	<0.02
	1,2,4-trichlorobenzene	mg/kg	0.02	15000	-	-	<0.02	<0.02	<0.02	<0.02	<0.02
	1,2-dichlorobenzene	mg/kg	0.01	90000	-	-	<0.01	<0.01	<0.01	<0.01	<0.01
	1,3,5-Trichlorobenzene	mg/kg	0.02	1700	-	-	-	-	-	-	-
	1,3-dichlorobenzene	mg/kg	0.008	300	-	-	<0.008	<0.008	<0.008	<0.008	<0.008
	1,4-dichlorobenzene	mg/kg	0.005	17000	-	-	<0.005	<0.005	<0.005	<0.005	<0.005

				Location Code	BH01005	BH01005	BH01006	BH01006	BH01006	BH01006	BH01006
				Sample Depth Range	3-3.1	4.3-4.4	0.2-0.3	0.4-0.5	0.6-0.8	1-1.2	1.45-1.7
				Sampled Date Time	25/07/2019	26/07/2019	11/02/2020	11/02/2020	11/02/2020	11/02/2020	17/02/2020
				LQM S4UL Public Open Space (POS) Residential - 1% SOM (GAC)							
Chem Group	ChemName	output unit	EQL								
	Chlorobenzene	mg/kg	0.005	11000	-	-	<0.005	<0.005	<0.005	<0.005	<0.005
	Hexachlorobutadiene	mg/kg	0.02	25	-	-	<0.02	<0.02	<0.02	<0.02	<0.02
SVOC	4-bromophenyl phenyl ether	mg/kg	0.1		-	-	<0.1	<0.1	<0.1	<0.1	<0.1
	4-nitroaniline	mg/kg	0.1		-	-	<0.1	<0.1	<0.1	<0.1	<0.1
	4-nitrophenol	mg/kg	0.1		-	-	<0.1	<0.1	<0.1	<0.1	<0.1
	2,4,5-trichlorophenol	mg/kg	0.1		-	-	<0.1	<0.1	<0.1	<0.1	<0.1
	2,4,6-trichlorophenol	mg/kg	0.1		-	-	<0.1	<0.1	<0.1	<0.1	<0.1
	2,4-dichlorophenol	mg/kg	0.1		-	-	<0.1	<0.1	<0.1	<0.1	<0.1
	2,4-dimethylphenol	mg/kg	0.1		-	-	<0.1	<0.1	<0.1	<0.1	<0.1
	2,4-dinitrotoluene	mg/kg	0.1		-	-	<0.1	<0.1	<0.1	<0.1	<0.1
	2,6-dinitrotoluene	mg/kg	0.1		-	-	<0.1	<0.1	<0.1	<0.1	<0.1
	2-chloronaphthalene	mg/kg	0.1		-	-	<0.1	<0.1	<0.1	<0.1	<0.1
	2-chlorophenol	mg/kg	0.1		-	-	<0.1	<0.1	<0.1	<0.1	<0.1
	2-methylnaphthalene	mg/kg	0.1		-	-	<0.1	<0.1	<0.1	<0.1	<0.1
	2-methylphenol	mg/kg	0.1		-	-	<0.1	<0.1	<0.1	<0.1	<0.1
	2-nitroaniline	mg/kg	0.1		-	-	<0.1	<0.1	<0.1	<0.1	<0.1
	2-nitrophenol	mg/kg	0.1		-	-	<0.1	<0.1	<0.1	<0.1	<0.1
	3-nitroaniline	mg/kg	0.1		-	-	<0.1	<0.1	<0.1	<0.1	<0.1
	4-chloro-3-methylphenol	mg/kg	0.1		-	-	<0.1	<0.1	<0.1	<0.1	<0.1
	4-chloroaniline	mg/kg	0.1		-	-	<0.1	<0.1	<0.1	<0.1	<0.1
	4-chlorophenyl phenyl ether	mg/kg	0.1		-	-	<0.1	<0.1	<0.1	<0.1	<0.1
	4-methylphenol	mg/kg	0.1		-	-	<0.1	<0.1	<0.1	<0.1	<0.1
	Azobenzene	mg/kg	0.1		-	-	<0.1	<0.1	<0.1	<0.1	<0.1
	Bis(2-chloroethoxy) methane	mg/kg	0.1		-	-	<0.1	<0.1	<0.1	<0.1	<0.1
	Bis(2-chloroethyl)ether	mg/kg	0.1		-	-	<0.1	<0.1	<0.1	<0.1	<0.1
	Bis(2-chloroisopropyl) ether	mg/kg	0.1		-	-	<0.1	<0.1	<0.1	<0.1	<0.1
	Bis(2-ethylhexyl) phthalate	mg/kg	0.1		-	-	<0.1	<0.1	<0.1	<0.1	<0.1
	Butyl benzyl phthalate	mg/kg	0.1		-	-	<0.1	<0.1	<0.1	<0.1	<0.1
	Carbazole	mg/kg	0.1		-	-	<0.1	<0.1	<0.1	<0.1	<0.1
	Dibenzofuran	mg/kg	0.1		-	-	<0.1	<0.1	<0.1	<0.1	<0.1
	Diethylphthalate	mg/kg	0.1		-	-	<0.1	<0.1	<0.1	<0.1	<0.1
	Dimethyl phthalate	mg/kg	0.1		-	-	<0.1	<0.1	<0.1	<0.1	<0.1
	Di-n-butyl phthalate	mg/kg	0.1		-	-	<0.1	<0.1	<0.1	<0.1	<0.1
	Di-n-octyl phthalate	mg/kg	0.1		-	-	<0.1	<0.1	<0.1	<0.1	<0.1
	Hexachlorobenzene	mg/kg	0.05	16	-	-	<0.1	<0.1	<0.1	<0.1	<0.1
	Hexachlorocyclopentadiene	mg/kg	0.1		-	-	<0.1	<0.1	<0.1	<0.1	<0.1
	Hexachloroethane	mg/kg	0.1		-	-	<0.1	<0.1	<0.1	<0.1	<0.1
	Isophorone	mg/kg	0.1		-	-	<0.1	<0.1	<0.1	<0.1	<0.1
	Nitrobenzene	mg/kg	0.1		-	-	<0.1	<0.1	<0.1	<0.1	<0.1
	N-nitrosodi-n-propylamine	mg/kg	0.1		-	-	<0.1	<0.1	<0.1	<0.1	<0.1
	Pentachloronitrobenzene	mg/kg	0.05		-	-	-	-	-	-	-
	Pentachlorophenol	mg/kg	0.1	60	-	-	<0.1	<0.1	<0.1	<0.1	<0.1
PCB	Heptachlorobiphenyl, 2,3,3,4,4,5,5- (PCB 189)	mg/kg	0.003		-	-	-	-	-	-	<0.003
	Hexachlorobiphenyl, 2,3,3,4,4,5- (PCB 156)	mg/kg	0.003		-	-	-	-	-	-	<0.003
	Hexachlorobiphenyl, 2,3,3,4,4,5- (PCB 157)	mg/kg	0.003		-	-	-	-	-	-	<0.003
	Hexachlorobiphenyl, 2,3,4,4,5,5- (PCB 167)	mg/kg	0.003		-	-	-	-	-	-	<0.003
	Hexachlorobiphenyl, 3,3,4,4,5,5- (PCB 169)	mg/kg	0.003		-	-	-	-	-	-	<0.003
	PCB 101	mg/kg	0.003		-	-	-	-	-	-	<0.003
	PCB 118	mg/kg	0.003		-	-	-	-	-	-	<0.003
	PCB 138	mg/kg	0.003		-	-	-	-	-	-	<0.003
	PCB 153	mg/kg	0.003		-	-	-	-	-	-	<0.003
	PCB 180	mg/kg	0.003		-	-	-	-	-	-	<0.003
	PCB 28	mg/kg	0.003		-	-	-	-	-	-	<0.003
	PCB 52	mg/kg	0.003		-	-	-	-	-	-	<0.003
	Pentachlorobiphenyl, 2,3,3,4,4- (PCB 105)	mg/kg	0.003		-	-	-	-	-	-	<0.003
	Pentachlorobiphenyl, 2,3,4,4,5- (PCB 114)	mg/kg	0.003		-	-	-	-	-	-	<0.003
	Pentachlorobiphenyl, 2,3,4,4,5- (PCB 123)	mg/kg	0.003		-	-	-	-	-	-	<0.003
	Pentachlorobiphenyl, 3,3,4,4,5- (PCB 126)	mg/kg	0.003		-	-	-	-	-	-	<0.003
	Tetrachlorobiphenyl, 3,3,4,4- (PCB 77)	mg/kg	0.003		-	-	-	-	-	-	<0.003
	Tetrachlorobiphenyl, 3,4,4,5- (PCB 81)	mg/kg	0.003		-	-	-	-	-	-	<0.003
	Total PCB 7 Congeners	mg/kg	0.021		-	-	-	-	-	-	<0.021
	Total PCB WHO 12	mg/kg	0.036		-	-	-	-	-	-	<0.036
Phenolics	Xylenols	mg/kg	0.015		<0.015	<0.015	<0.015	<0.015	<0.015	<0.015	<0.015
	Cresol Total	mg/kg	0.01		<0.01	<0.01	<0.01	<0.01	<0.01	<0.01	<0.01
	Phenol	mg/kg	0.01	(dir)760[##]	<0.01	<0.01	<0.01	<0.01	<0.01	<0.01	<0.01
	Phenols Monohydric	mg/kg	0.035		<0.035	<0.035	<0.035	<0.035	<0.035	<0.035	<0.035
Organotins	Dibutyltin	mg/kg			-	-	-	-	-	-	-
	Monophenyltin	mg/kg			-	-	-	-	-	-	<0.02
	Diphenyltin	mg/kg			-	-	-	-	-	-	-
	Monobutyltin	mg/kg			-	-	-	-	-	-	-
	Tetrabutyltin	mg/kg			-	-	-	-	-	-	-
	Tributyltin	mg/kg			-	-	-	-	-	-	<0.02
	Triphenyltin	mg/kg			-	-	-	-	-	-	-
Pesticides	Heptachlor epoxide	mg/kg	0.05		-	-	-	-	-	-	-
	Tecnazene	mg/kg	0.05		-	-	-	-	-	-	-
	2,4,5-TP (Silvex)	mg/kg			-	-	-	-	-	-	-
	Hedonal	mg/kg			-	-	-	-	-	-	-

				Location Code	BH01005	BH01005	BH01006	BH01006	BH01006	BH01006	BH01006
				Sample Depth Range	3-3.1	4.3-4.4	0.2-0.3	0.4-0.5	0.6-0.8	1-1.2	1.45-1.7
				Sampled Date Time	25/07/2019	26/07/2019	11/02/2020	11/02/2020	11/02/2020	11/02/2020	17/02/2020
				LQM S4UL Public Open Space (POS) Residential - 1% SOM (GAC)							
Chem_Group	**ChemName**	**output unit**	**EQL**								
	2,4-DDT	mg/kg	0.05		-	-	-	-	-	-	-
	2,4-Dichlorprop	mg/kg			-	-	-	-	-	-	-
	4-(2,4-Dichlorophenoxy)butyric Acid (2,4-DB)	mg/kg			-	-	-	-	-	-	-
	4,4-DDE	mg/kg	0.05		-	-	-	-	-	-	-
	a-BHC	mg/kg	0.05	24	-	-	-	-	-	-	-
	Aldrin	mg/kg	0.05	18	-	-	-	-	-	-	-
	Atrazine	mg/kg	0.05	1200	-	-	-	-	-	-	-
	Azinophos methyl	mg/kg	0.05		-	-	-	-	-	-	-
	b-BHC	mg/kg	0.05	8.1	-	-	-	-	-	-	-
	Bentazone	mg/kg			-	-	-	-	-	-	-
	Chlordane (cis)	mg/kg	0.05		-	-	-	-	-	-	-
	Chlordane (trans)	mg/kg	0.05		-	-	-	-	-	-	-
	Chlorfenvinphos	mg/kg	0.05		-	-	-	-	-	-	-
	Chlorotoluron	mg/kg			-	-	-	-	-	-	-
	Chlorpyrifos-methyl	mg/kg	0.05		-	-	-	-	-	-	-
	Cyanazine	mg/kg			-	-	-	-	-	-	-
	d-BHC	mg/kg	0.05		-	-	-	-	-	-	-
	DDD	mg/kg	0.05		-	-	-	-	-	-	-
	DDT	mg/kg	0.05		-	-	-	-	-	-	-
	Chlorothalonil	mg/kg	0.05		-	-	-	-	-	-	-
	Diazinon	mg/kg	0.05		-	-	-	-	-	-	-
	Dichlorvos	mg/kg	0.05	16	-	-	-	-	-	-	-
	Dieldrin	mg/kg	0.05	18	-	-	-	-	-	-	-
	Dimethoate	mg/kg	0.05		-	-	-	-	-	-	-
	Disulfoton	mg/kg	0.05		-	-	-	-	-	-	-
	Diuron	mg/kg			-	-	-	-	-	-	-
	Endosulfan I	mg/kg	0.05	1200	-	-	-	-	-	-	-
	Endosulfan II	mg/kg	0.05		-	-	-	-	-	-	-
	Endosulfan sulphate	mg/kg	0.05		-	-	-	-	-	-	-
	Endrin	mg/kg	0.05		-	-	-	-	-	-	-
	Fenitrothion	mg/kg	0.05		-	-	-	-	-	-	-
	Fenthion	mg/kg	0.05		-	-	-	-	-	-	-
	Fluroxypyr	mg/kg			-	-	-	-	-	-	-
	g-BHC (Lindane)	mg/kg	0.05	8.2	-	-	-	-	-	-	-
	Heptachlor	mg/kg	0.05		-	-	-	-	-	-	-
	Isodrin	mg/kg	0.05		-	-	-	-	-	-	-
	Isoproturon	mg/kg			-	-	-	-	-	-	-
	Linuron	mg/kg			-	-	-	-	-	-	-
	Malathion	mg/kg	0.05		-	-	-	-	-	-	-
	2-Methyl-4-chlorophenoxyacetic acid	mg/kg			-	-	-	-	-	-	-
	2-Methyl-4-Chlorophenoxy Butanoic Acid	mg/kg			-	-	-	-	-	-	-
	Mecoprop	mg/kg			-	-	-	-	-	-	-
	Methoxychlor	mg/kg	0.05		-	-	-	-	-	-	-
	Methyl parathion	mg/kg	0.05		-	-	-	-	-	-	-
	Mevinphos (Phosdrin)	mg/kg	0.05		-	-	-	-	-	-	-
	Nitroguanidine	mg/kg			-	-	-	-	-	-	-
	o,p-DDD	mg/kg	0.05		-	-	-	-	-	-	-
	o,o'-DDE	mg/kg	0.05		-	-	-	-	-	-	-
	o,p-Methoxychlor	mg/kg	0.05		-	-	-	-	-	-	-
	Parathion	mg/kg	0.05		-	-	-	-	-	-	-
	Pendimethalin	mg/kg	0.05		-	-	-	-	-	-	-
	Permethrin	mg/kg	0.05		-	-	-	-	-	-	-

				Location Code	BH01005	BH01005	BH01006	BH01006	BH01006	BH01006	BH01006
				Sample Depth Range	3-3.1	4.3-4.4	0.2-0.3	0.4-0.5	0.6-0.8	1-1.2	1.45-1.7
				Sampled Date Time	25/07/2019	26/07/2019	11/02/2020	11/02/2020	11/02/2020	11/02/2020	17/02/2020
			LQM S4UL Public Open Space (POS) Residential - 1% SOM (GAC)								
Chem Group	**ChemName**	**output unit**	**EQL**								
	Permethrin II	mg/kg	0.05		-	-	-	-	-	-	-
	Phorate	mg/kg	0.05		-	-	-	-	-	-	-
	Prometryn	mg/kg	0.05		-	-	-	-	-	-	-
	Pronamide	mg/kg	0.05		-	-	-	-	-	-	-
	Propazine	mg/kg	0.05		-	-	-	-	-	-	-
	Simazine	mg/kg	0.05		-	-	-	-	-	-	-
	Terbutryn	mg/kg	0.05		-	-	-	-	-	-	-
	Terbutylazine	mg/kg	0.05		-	-	-	-	-	-	-
	Triadimefon	mg/kg	0.05		-	-	-	-	-	-	-
	Triallate	mg/kg	0.05		-	-	-	-	-	-	-
	Triclopyr	mg/kg			-	-	-	-	-	-	-
	Trifluralin	mg/kg	0.05		-	-	-	-	-	-	-
	Telodrin	mg/kg	0.05		-	-	-	-	-	-	-
Radionuclides	Caesium-137	Bq/kg	1.4		-	-	-	-	-	-	-
	Protactinium-234m	Bq/kg	140		-	-	-	-	-	-	-
	Americium-241	Bq/g	0.0022		-	-	-	-	-	-	-
	Beryllium-7	Bq/g	0.016		-	-	-	-	-	-	-
	Cobalt-60	Bq/g	0.0015		-	-	-	-	-	-	-
	Gross alpha	Bq/kg	54		-	-	-	-	-	-	-
	Gross beta	Bq/kg	87		-	-	-	-	-	-	-
	Lead-210	Bq/kg	22		-	-	-	-	-	-	-
	Potassium-40	Bq/kg	2		-	-	-	-	-	-	-
	Radium -224	Bq/g	0.022		-	-	-	-	-	-	-
	Radium-226	Bq/g	0.0005		-	-	-	-	-	-	-
	Thorium-228	Bq/g	0.0005		-	-	-	-	-	-	-
	Thorium-230	Bq/g	0.0005		-	-	-	-	-	-	-
	Thorium-232	Bq/g	0.0005		-	-	-	-	-	-	-
	Thorium-234	Bq/g	0.025		-	-	-	-	-	-	-
	Uranium-234	Bq/g	0.0005		-	-	-	-	-	-	-
	Uranium-235	Bq/g	0.0005		-	-	-	-	-	-	-
SVOC TIC	SVOC TICS - Detect	Detect			-	-	0	0	0	0	0
	SVOC Tentatively Identified Compounds	mg/kg	0.1		-	-	<1	<1	<1	<1	<1
VOC TIC	VOC Tentatively Identified Compounds	mg/kg	0.05		-	-	<0.05	<0.05	0.0157	<0.05	-
Explosives	2,2,4,4,6,6-Hexanitrostilbene	mg/kg			-	-	-	-	-	-	-
	2,4,6-Trinitrotoluene (TNT)	mg/kg		130	-	-	-	-	-	-	-
	2,4,6-trinitrophenyl	mg/kg			-	-	-	-	-	-	-
	HMX	mg/kg		13000	-	-	-	-	-	-	-
	Ethylene glycol dinitrate	mg/kg			-	-	-	-	-	-	-
	Nitrocellulose (12% N)	mg/kg			-	-	-	-	-	-	-
	Nitroglycerine	mg/kg			-	-	-	-	-	-	-
	PETN	mg/kg			-	-	-	-	-	-	-
	RDX	mg/kg		26000	-	-	-	-	-	-	-
	Tetryl	mg/kg			-	-	-	-	-	-	-
NA	Actinium-228	Bq/kg	2		-	-	-	-	-	-	-
	Caesium-134	Bq/kg	1.7		-	-	-	-	-	-	-
	Bismuth-212	Bq/kg	19		-	-	-	-	-	-	-
	Bismuth-214	Bq/kg	2		-	-	-	-	-	-	-
	Lead-212	Bq/kg	2		-	-	-	-	-	-	-
	Lead-214	Bq/kg	2		-	-	-	-	-	-	-
	Thallium-208	Bq/kg	2		-	-	-	-	-	-	-
Other	Temperature	°C			20.6	21.2	14.8	15.8	16.4	15.4	18
	Conductivity @ 20oC	uS/cm	14		89.9 - 93.7	118	417 - 423	247 - 261	229 - 230	212 - 215	115 - 118
	Organic Matter	%	0.35		-	-	-	-	-	-	-
	Moisture Content (dried @35oC)	%			23	20	19	20	17	16	15
	pH (Lab)	pH Units	1		7.02 - 8.1	7.33 - 8.74	8.45 - 8.79	8.56 - 8.81	8.03 - 8.59	8.4 - 8.84	7.97 - 8.37
	Total Organic Carbon	%	0.2		<0.2	<0.2	0.677	0.667	<0.2	<0.2	<0.2

Environmental Standards Comments
#1:GAC is only presented as speciated chromium. 7.7mg/kg is used for hexavalent. If hexavalent chromium (CrVI) data is available, a value of 1,500mg/kg may be appropriate for the remaining trivalent chromium (CrIII).
#2:C4SL for lead adopted
#3:GAC only presented as speciated mercury. 16mg/kg is used for elemental mercury. If the CSM indicates that elemental mercury is not a CoC and mercury is present in an inorganic form, a value of 120mg/kg for inorganic mercury may be appropriate
#4:Updated S4UL for nickel
#5:S4UL exceeds solublity saturation limit
#6:Criteria derived for Ali>C16-C35 split between Ali>C16-21 & Ali>C21-35. Requires summation of fractions to use Ali>C16-C35 criteria.
#7:Criteria presented is for p-xylene. A separate value is presented for o-xylene.
#8:S4UL based on a threshold protective of direct skin contact with phenol

Key

<0.6	Result MDL exceeds GAC
27.8	Result exceeds GAC

Notes
Where a range is given a determinand has been analysed for by more than one method

				Location Code	BH01006	BH01006	BH01006	BH01007	BH01007	BH01007	BH01007
				Sample Depth Range	3.4-3.6	6.42-6.6	9.7-9.9	0.05-0.15	0.3-0.5	1-1.2	1.45-1.55
				Sampled Date Time	17/02/2020	24/02/2020	25/02/2020	03/10/2019	03/10/2019	03/10/2019	04/10/2019
				LQM S4UL Public Open Space (POS) Residential - 1% SOM (GAC)							
Chem Group	**ChemName**	**output unit**	**EQL**								
Metals	Antimony	mg/kg	0.6		0.712	1.66	<0.6	0.853	0.928	0.959	0.691
	Arsenic	mg/kg	0.6	79	2.62	6.88	0.847	2.45	6.03	6.82	3.31
	Barium	mg/kg	0.6		-	-	-	-	-	-	-
	Beryllium	mg/kg	0.01	2.2	-	-	-	-	-	-	-
	Boron	mg/kg	1	21000	<1	<1	<1	<1	<1	<1	<1
	Cadmium	mg/kg	0.02	120	<0.02	0.1	0.363	0.121	0.0841	0.0516	0.0281
	Chromium (hexavalent)	mg/kg	0.6	7.7	<0.6	<0.6	<0.6	<0.6	<0.6	<0.6	<0.6
	Chromium	mg/kg	0.9	[#1]	28.6	134	1.35	6.63	28.7	28	25.7
	Copper	mg/kg	1.4	12000	5.68	12.1	2	<1.4	8.28	6.31	5.35
	Lead	mg/kg	0.7	630[#2]	5.77	6.56	0.843	21.7	8.31	10.1	9.7
	Mercury	mg/kg	0.14	[#3]	<0.14	<0.14	<0.14	<0.14	<0.14	<0.14	<0.14
	Molybdenum	mg/kg	0.1		<0.1	<0.1	<0.1	0.149	<0.1	<0.1	<0.1
	Nickel	mg/kg	0.2	230[#4]	9.49	25.5	3.99	5.13	16	12.9	14.9
	Selenium	mg/kg	1	1100	<1	<1	<1	<1	<1	<1	<1
	Vanadium	mg/kg	0.2	2000	27.8	73.9	3.04	25.1	36.1	31.8	31.7
	Zinc	mg/kg	1.9	81000	32	114	22.9	109	41.9	43.3	42.3
Asbestos	Anthophyllite	Detect			0	0	0	0	0	0	0
	Asbestos Analysts Comments	-			-	-	-	-	-	-	-
	Asbestos PCOM Quantification	%	0.001		-	-	-	-	-	-	-
	Asbestos Quantification Total	%	0.001		-	-	-	-	-	-	-
	Asbestos: Actinolite	Detect			0	0	0	0	0	0	0
	Additional Asbestos Components (Using TM048)	Comment			-	-	-	-	-	-	-
	Crocidolite Asbestos	Detect			0	0	0	0	0	0	0
	Asbestos Gravimetric Quantification	%	0.001		-	-	-	-	-	-	-
	Chrysotile Asbestos	Detect			0	0	0	0	0	0	0
	Amosite Asbestos	Detect			0	0	0	0	0	0	0
	Non-Asbestos Fibre	Detect			0	0	0	0	0	0	0
	Tremolite	Detect			0	0	0	0	0	0	0
Inorganics	Alkalinity (total) as CaCO3	mg/kg	10		-	-	-	-	-	-	-
	Ammoniacal Nitrogen as N	mg/kg	12		<12	-	<12	-	-	-	-
	Cyanide (Free)	mg/kg	1		<1	<1	<1	<1	<1	<1	<1
	Cyanide Total	mg/kg	1		<1	<1	<1	<1	<1	<1	<1
	cyanides-complex	mg/kg	1		<1	<1	<1	<1	<1	<1	<1
	Nitrite (as N)	mg/kg	0.03		-	-	-	-	-	-	-
	Sulphate	mg/kg	200		-	-	-	-	-	-	-
PAH	Naphthalene	mg/kg	0.009	4900	<0.009	<0.009	<0.009	<0.009	<0.009	<0.009	<0.009
	Acenaphthene	mg/kg	0.008	15000	<0.008	<0.008	<0.008	<0.008	<0.008	<0.008	<0.008
	Acenaphthylene	mg/kg	0.012	15000	<0.012	<0.012	<0.012	<0.012	<0.012	<0.012	<0.012
	Fluoranthene	mg/kg	0.017	3100	<0.017	<0.017	<0.017	<0.017	<0.017	<0.017	<0.017
	Anthracene	mg/kg	0.016	74000	<0.016	<0.016	<0.016	<0.016	<0.016	<0.016	<0.016
	Phenanthrene	mg/kg	0.015	3100	<0.015	<0.015	<0.015	<0.015	<0.015	<0.015	<0.015
	Fluorene	mg/kg	0.01	9900	<0.01	<0.01	<0.01	<0.01	<0.01	<0.01	<0.01
	Chrysene	mg/kg	0.01	57	<0.01	<0.01	<0.01	<0.01	<0.01	<0.01	<0.01
	Pyrene	mg/kg	0.015	7400	<0.015	<0.015	<0.015	<0.015	<0.015	<0.015	<0.015
	Benzo(a)anthracene	mg/kg	0.014	29	<0.014	<0.014	<0.014	<0.014	<0.014	<0.014	<0.014
	Benzo(b)fluoranthene	mg/kg	0.015	7.1	<0.015	<0.015	<0.015	<0.015	<0.015	<0.015	<0.015
	Benzo(k)fluoranthene	mg/kg	0.014	190	<0.014	<0.014	<0.014	<0.014	<0.014	<0.014	<0.014
	Benzo(a)pyrene	mg/kg	0.015	5.7	<0.015	<0.015	<0.015	<0.015	<0.015	<0.015	<0.015
	Dibenz(a,h)anthracene	mg/kg	0.023	0.57	<0.023	<0.023	<0.023	<0.023	<0.023	<0.023	<0.023
	Benzo(g,h,i)perylene	mg/kg	0.024	640	<0.024	<0.024	<0.024	<0.024	<0.024	<0.024	<0.024
	Indeno(1,2,3-c,d)pyrene	mg/kg	0.018	82	<0.018	<0.018	<0.018	<0.018	<0.018	<0.018	<0.018
	PAH 16 Total	mg/kg	0.118		<0.118	<0.118	<0.118	<0.118	<0.118	<0.118	<0.118
TPH CWG	>C5-C6 Aliphatics	mg/kg	0.01	(sol)570000[#5]	<0.01	<0.01	<0.01	<0.01	<0.01	<0.01	<0.01
	>C6-C8 Aliphatics	mg/kg	0.01	600000	<0.01	<0.01	<0.01	<0.01	<0.01	<0.01	<0.01
	>C10-C44 Aliphatics	mg/kg	5		<5	<5	<5	<5	<5	<5	<5
	>C10-C44 Aliphatics/Aromatics	mg/kg	10		<10	<10	<10	<10	<10	<10	<10
	>C8-C10 Aliphatics	mg/kg	0.01	13000	<0.01	<0.01	<0.01	<0.01	<0.01	<0.01	<0.01
	>C10-C12 Aliphatics	mg/kg	0.01	13000	<1	<1	2.65	<1	<1	<1	<1
	>C12-C16 Aliphatics	mg/kg	0.1	13000	<1	<1	<1	<1	<1	<1	<1
	>C16-C21 Aliphatics	mg/kg	0.1	125000[#6]	<1	<1	<1	<1	<1	<1	<1
	>C21-C35 Aliphatics	mg/kg	0.1	125000[#6]	<1	<1	<1	<1	<1	<1	<1
	>C35-C44 Aliphatics	mg/kg	0.1	250000	<1	<1	<1	<1	<1	<1	<1
	>C5-C10 Aliphatics	mg/kg	0.05		<0.05	<0.05	<0.05	<0.05	<0.05	<0.05	<0.05
	Total Aliphatics >C12-C44	mg/kg	0.1		-	-	-	-	-	-	-
	>EC5-EC10 Aromatics	mg/kg	0.05		<0.05	<0.05	<0.05	<0.05	<0.05	<0.05	<0.05
	>EC6-EC7 Aromatics	mg/kg	0.01		<0.01	<0.01	<0.01	<0.01	<0.01	<0.01	<0.01
	>EC7-EC8 Aromatics	mg/kg	0.01	56000	<0.01	<0.01	<0.01	<0.01	<0.01	<0.01	<0.01
	>EC8-EC10 Aromatics	mg/kg	0.01	5000	<0.01	<0.01	<0.01	<0.01	<0.01	<0.01	<0.01
	>EC10-EC12 Aromatics	mg/kg	0.01	5000	<1	<1	<1	<1	<1	<1	<1
	>EC10-EC44 Aromatics	mg/kg	5		<5	<5	5.32	<5	<5	<5	<5
	>EC12-EC16 Aromatics	mg/kg	0.1	5100	<1	<1	<1	<1	<1	<1	<1
	>EC16-EC21 Aromatics	mg/kg	0.1	3800	<1	<1	<1	<1	<1	<1	<1
	>EC21-EC35 Aromatics	mg/kg	0.1	3800	<1	<1	2.48	1.73	<1	<1	<1
	>EC35-EC44 Aromatics	mg/kg	0.1	3800	<1	<1	1.46	1.31	<1	<1	<1
	>EC40-EC44 Aromatics	mg/kg	0.1		<1	<1	<1	<1	<1	<1	<1
	>EC12-EC44 Aromatics	mg/kg	0.1		-	-	-	-	-	-	-
	TPH Aliphatics & Aromatics >C5-44	mg/kg	0.1		<10	<10	<10	<10	<10	<10	<10
TPH	>C5-C6	mg/kg	0.02		-	-	-	-	-	-	-

				Location Code	BH01006	BH01006	BH01006	BH01007	BH01007	BH01007	BH01007
				Sample Depth Range	3.4-3.6	6.42-6.6	9.7-9.9	0.05-0.15	0.3-0.5	1-1.2	1.45-1.55
				Sampled Date Time	17/02/2020	24/02/2020	25/02/2020	03/10/2019	03/10/2019	03/10/2019	04/10/2019
			LQM S4UL Public Open Space (POS) Residential - 1% SOM (GAC)								
Chem Group	**ChemName**	**output unit**	**EQL**								
	>C6-C7	mg/kg	0.02		-	-	-	-	-	-	-
	>C7-C8	mg/kg	0.02		-	-	-	-	-	-	-
	>C8-C10	mg/kg	0.02		-	-	-	-	-	-	-
	>C10-C12	mg/kg	0.02		-	-	-	-	-	-	-
	>C12-C16	mg/kg	35		-	-	-	-	-	-	-
	>C16-C21	mg/kg	35		-	-	-	-	-	-	-
	>C21-C28	mg/kg	35		-	-	-	-	-	-	-
	>C28-C35	mg/kg	35		-	-	-	-	-	-	-
	>C35-C40	mg/kg	35		-	-	-	-	-	-	-
	GRO >C5-10	mg/kg	0.02		<0.02	<0.02	<0.02	<0.02	<0.02	<0.02	<0.02
	TPH >C6-C40	mg/kg	10		-	-	-	-	-	-	-
	EPH>C5-40	mg/kg	35		-	-	-	-	-	-	-
	EPH >C10-40	mg/kg	35		-	-	-	-	-	-	-
	GRO >C5-12	mg/kg	0.1		-	-	-	-	-	-	-
	Total Petroleum Hydrocarbons	mg/kg	35		-	-	-	-	-	-	-
BTEX and MTBE	Benzene	mg/kg	0.009	72	<0.009	<0.18	<0.009	<0.009	<0.009	<0.009	<0.009
	Toluene	mg/kg	0.007	56000	<0.007	<0.14	<0.007	<0.007	<0.007	<0.007	<0.007
	Ethylbenzene	mg/kg	0.004	24000	<0.004	<0.08	<0.004	<0.004	<0.004	<0.004	<0.004
	Xylene (m & p)	mg/kg	0.01	41000[#7]	<0.01	<0.2	<0.01	<0.01	<0.01	<0.01	<0.01
	Xylene (o)	mg/kg	0.01	41000	<0.01	<0.2	<0.01	<0.01	<0.01	<0.01	<0.01
	Xylene Total	mg/kg	0.02		<0.02	<0.4	<0.02	<0.02	<0.02	<0.02	<0.02
	MTBE	mg/kg	0.01		<0.01	<0.2	<0.01	<0.01	<0.01	<0.01	<0.01
	Total BTEX	mg/kg	0.04		<0.04	<0.8	<0.04	<0.04	<0.04	<0.04	<0.04
VOC	Styrene	mg/kg	0.01		<0.01	<0.2	<0.01	<0.01	<0.01	<0.01	-
	cis-1,3-dichloropropene	mg/kg	0.01		<0.01	<0.2	<0.01	<0.01	<0.01	<0.01	-
	trans-1,3-dichloropropene	mg/kg	0.01		<0.01	<0.2	<0.01	<0.01	<0.01	<0.01	-
	1,1,1,2-tetrachloroethane	mg/kg	0.01	1400	<0.01	<0.2	<0.01	<0.01	<0.01	<0.01	-
	1,1,1-trichloroethane	mg/kg	0.007	140000	<0.007	<0.14	<0.007	<0.007	<0.007	<0.007	-
	1,1,2,2-tetrachloroethane	mg/kg	0.01	1400	<0.01	<0.2	<0.01	<0.01	<0.01	<0.01	-
	1,1,2-trichloroethane	mg/kg	0.01		<0.01	<0.2	<0.01	<0.01	<0.01	<0.01	-
	1,1-dichloroethane	mg/kg	0.008		<0.008	<0.16	<0.008	<0.008	<0.008	<0.008	-
	1,1-dichloroethene	mg/kg	0.01		<0.01	<0.2	<0.01	<0.01	<0.01	<0.01	-
	1,1-dichloropropene	mg/kg	0.01		<0.01	<0.2	<0.01	<0.01	<0.01	<0.01	-
	1,2,3-trichloropropane	mg/kg	0.016		<0.016	<0.32	<0.016	<0.016	<0.016	<0.016	-
	1,2,4-trimethylbenzene	mg/kg	0.009		<0.009	<0.18	<0.009	<0.009	<0.009	<0.009	-
	1,2-dibromo-3-chloropropane	mg/kg	0.014		<0.014	<0.28	<0.014	<0.014	<0.014	<0.014	-
	1,2-dibromoethane	mg/kg	0.01		<0.01	<0.2	<0.01	<0.01	<0.01	<0.01	-
	1,2-dichloroethane	mg/kg	0.005	29	<0.005	<0.1	<0.005	<0.005	<0.005	<0.005	-
	1,2-dichloroproane	mg/kg	0.01		<0.01	<0.2	<0.01	<0.01	<0.01	<0.01	-
	1,3,5-trimethylbenzene	mg/kg	0.008		<0.008	<0.16	<0.008	<0.008	<0.008	<0.008	-
	1,3-dichloropropane	mg/kg	0.007		<0.007	<0.14	<0.007	<0.007	<0.007	<0.007	-
	2,2-dichloropropane	mg/kg	0.01		<0.01	<0.2	<0.01	<0.01	<0.01	<0.01	-
	2-chlorotoluene	mg/kg	0.009		<0.009	<0.18	<0.009	<0.009	<0.009	<0.009	-
	4-chlorotoluene	mg/kg	0.01		<0.01	<0.2	<0.01	<0.01	<0.01	<0.01	-
	Bromobenzene	mg/kg	0.01		<0.01	<0.2	<0.01	<0.01	<0.01	<0.01	-
	Bromochloromethane	mg/kg	0.01		<0.01	<0.2	<0.01	<0.01	<0.01	<0.01	-
	Bromodichloromethane	mg/kg	0.007		<0.007	<0.14	<0.007	<0.007	<0.007	<0.007	-
	Bromoform	mg/kg	0.01		<0.01	<0.2	<0.01	<0.01	<0.01	<0.01	-
	Bromomethane	mg/kg	0.01		<0.01	<0.2	<0.01	<0.01	<0.01	<0.01	-
	Carbon disulfide	mg/kg	0.007	11000	<0.007	<0.14	<0.007	<0.007	<0.007	<0.007	-
	Carbon tetrachloride	mg/kg	0.01	890	<0.01	<0.2	<0.01	<0.01	<0.01	<0.01	-
	Chlorodibromomethane	mg/kg	0.01		<0.01	<0.2	<0.01	<0.01	<0.01	<0.01	-
	Chloroethane	mg/kg	0.01		<0.01	<0.2	<0.01	<0.01	<0.01	<0.01	-
	Chloroform	mg/kg	0.008	2500	<0.008	<0.16	<0.008	<0.008	<0.008	<0.008	-
	Chloromethane	mg/kg	0.007		<0.007	<0.14	<0.007	<0.007	<0.007	<0.007	-
	cis-1,2-dichloroethene	mg/kg	0.006		<0.006	<0.12	<0.006	<0.006	<0.006	<0.006	-
	Dibromomethane	mg/kg	0.009		<0.009	<0.18	<0.009	<0.009	<0.009	<0.009	-
	Dichlorodifluoromethane	mg/kg	0.006		<0.006	<0.12	<0.006	<0.006	<0.006	<0.006	-
	Dichloromethane	mg/kg	0.01		<0.01	<0.2	<0.01	<0.01	<0.01	<0.01	-
	Isopropylbenzene	mg/kg	0.005		<0.005	<0.1	<0.005	<0.005	<0.005	<0.005	-
	n-butylbenzene	mg/kg	0.011		<0.011	<0.22	<0.011	<0.011	<0.011	<0.011	-
	n-propylbenzene	mg/kg	0.01		<0.01	<0.2	<0.01	<0.01	<0.01	<0.01	-
	p-isopropyltoluene	mg/kg	0.01		<0.01	<0.2	<0.01	<0.01	<0.01	<0.01	-
	sec-butylbenzene	mg/kg	0.01		<0.01	<0.2	<0.01	<0.01	<0.01	<0.01	-
	Trichloroethene	mg/kg	0.009	120	<0.009	<0.18	<0.009	<0.009	<0.009	<0.009	-
	tert-butylbenzene	mg/kg	0.014		<0.014	<0.28	<0.014	<0.014	<0.014	<0.014	-
	Tetrachloroethene	mg/kg	0.005	1400	<0.005	<0.1	<0.005	<0.005	<0.005	<0.005	-
	trans-1,2-dichloroethene	mg/kg	0.01		<0.01	<0.2	<0.01	<0.01	<0.01	<0.01	-
	Trichlorofluoromethane	mg/kg	0.006		<0.006	<0.12	<0.006	<0.006	<0.006	<0.006	-
	Vinyl chloride	mg/kg	0.006	3.5	<0.006	<0.12	<0.006	<0.006	<0.006	<0.006	-
	tert-Amyl methyl ether	mg/kg	0.01		<0.01	<0.2	<0.01	<0.01	<0.01	<0.01	-
VOC/SVOC	1,2,3-trichlorobenzene	mg/kg	0.02	1800	<0.02	<0.4	<0.02	<0.02	<0.02	<0.02	-
	1,2,4-trichlorobenzene	mg/kg	0.02	15000	<0.02	<0.1	<0.02	<0.02	<0.02	<0.02	-
	1,2-dichlorobenzene	mg/kg	0.01	90000	<0.01	<0.1	<0.01	<0.01	<0.01	<0.01	-
	1,3,5-Trichlorobenzene	mg/kg	0.02	1700	-	-	-	<0.02	<0.02	<0.02	-
	1,3-dichlorobenzene	mg/kg	0.008	300	<0.008	<0.1	<0.008	<0.008	<0.008	<0.008	-
	1,4-dichlorobenzene	mg/kg	0.005	17000	<0.005	<0.1	<0.005	<0.005	<0.005	<0.005	-

				Location Code	BH01006	BH01006	BH01006	BH01007	BH01007	BH01007	BH01007
				Sample Depth Range	3.4-3.6	6.42-6.6	9.7-9.9	0.05-0.15	0.3-0.5	1-1.2	1.45-1.55
				Sampled Date Time	17/02/2020	24/02/2020	25/02/2020	03/10/2019	03/10/2019	03/10/2019	04/10/2019
				LQM S4UL Public Open Space (POS) Residential - 1% SOM (GAC)							
Chem Group	ChemName	output unit	EQL								
	Chlorobenzene	mg/kg	0.005	11000	<0.005	<0.1	<0.005	<0.005	<0.005	<0.005	-
	Hexachlorobutadiene	mg/kg	0.02	25	<0.02	<0.1	<0.02	<0.02	<0.02	<0.02	-
SVOC	4-bromophenyl phenyl ether	mg/kg	0.1		<0.1	<0.1	<0.1	<0.1	<0.1	<0.1	-
	4-nitroaniline	mg/kg	0.1		<0.1	<0.1	<0.1	<0.1	<0.1	<0.1	-
	4-nitrophenol	mg/kg	0.1		<0.1	<0.1	<0.1	<0.1	<0.1	<0.1	-
	2,4,5-trichlorophenol	mg/kg	0.1		<0.1	<0.1	<0.1	<0.1	<0.1	<0.1	-
	2,4,6-trichlorophenol	mg/kg	0.1		<0.1	<0.1	<0.1	<0.1	<0.1	<0.1	-
	2,4-dichlorophenol	mg/kg	0.1		<0.1	<0.1	<0.1	<0.1	<0.1	<0.1	-
	2,4-dimethylphenol	mg/kg	0.1		<0.1	<0.1	<0.1	<0.1	<0.1	<0.1	-
	2,4-dinitrotoluene	mg/kg	0.1		<0.1	<0.1	<0.1	<0.1	<0.1	<0.1	-
	2,6-dinitrotoluene	mg/kg	0.1		<0.1	<0.1	<0.1	<0.1	<0.1	<0.1	-
	2-chloronaphthalene	mg/kg	0.1		<0.1	<0.1	<0.1	<0.1	<0.1	<0.1	-
	2-chlorophenol	mg/kg	0.1		<0.1	<0.1	<0.1	<0.1	<0.1	<0.1	-
	2-methylnaphthalene	mg/kg	0.1		<0.1	<0.1	<0.1	<0.1	<0.1	<0.1	-
	2-methylphenol	mg/kg	0.1		<0.1	<0.1	<0.1	<0.1	<0.1	<0.1	-
	2-nitroaniline	mg/kg	0.1		<0.1	<0.1	<0.1	<0.1	<0.1	<0.1	-
	2-nitrophenol	mg/kg	0.1		<0.1	<0.1	<0.1	<0.1	<0.1	<0.1	-
	3-nitroaniline	mg/kg	0.1		<0.1	<0.1	<0.1	<0.1	<0.1	<0.1	-
	4-chloro-3-methylphenol	mg/kg	0.1		<0.1	<0.1	<0.1	<0.1	<0.1	<0.1	-
	4-chloroaniline	mg/kg	0.1		<0.1	<0.1	<0.1	<0.1	<0.1	<0.1	-
	4-chlorophenyl phenyl ether	mg/kg	0.1		<0.1	<0.1	<0.1	<0.1	<0.1	<0.1	-
	4-methylphenol	mg/kg	0.1		<0.1	<0.1	<0.1	<0.1	<0.1	<0.1	-
	Azobenzene	mg/kg	0.1		<0.1	<0.1	<0.1	<0.1	<0.1	<0.1	-
	Bis(2-chloroethoxy) methane	mg/kg	0.1		<0.1	<0.1	<0.1	<0.1	<0.1	<0.1	-
	Bis(2-chloroethyl)ether	mg/kg	0.1		<0.1	<0.1	<0.1	<0.1	<0.1	<0.1	-
	Bis(2-chloroisopropyl) ether	mg/kg	0.1		<0.1	<0.1	<0.1	<0.1	<0.1	<0.1	-
	Bis(2-ethylhexyl) phthalate	mg/kg	0.1		<0.1	<0.1	<0.1	<0.1	<0.1	<0.1	-
	Butyl benzyl phthalate	mg/kg	0.1		<0.1	<0.1	<0.1	<0.1	<0.1	<0.1	-
	Carbazole	mg/kg	0.1		<0.1	<0.1	<0.1	<0.1	<0.1	<0.1	-
	Dibenzofuran	mg/kg	0.1		<0.1	<0.1	<0.1	<0.1	<0.1	<0.1	-
	Diethylphthalate	mg/kg	0.1		<0.1	<0.1	<0.1	<0.1	<0.1	<0.1	-
	Dimethyl phthalate	mg/kg	0.1		<0.1	<0.1	<0.1	<0.1	<0.1	<0.1	-
	Di-n-butyl phthalate	mg/kg	0.1		<0.1	<0.1	<0.1	<0.1	<0.1	<0.1	-
	Di-n-octyl phthalate	mg/kg	0.1		<0.1	<0.1	<0.1	<0.1	<0.1	<0.1	-
	Hexachlorobenzene	mg/kg	0.05	16	<0.1	<0.1	<0.1	<0.1	<0.1	<0.1	-
	Hexachlorocyclopentadiene	mg/kg	0.1		<0.1	<0.1	<0.1	<0.1	<0.1	<0.1	-
	Hexachloroethane	mg/kg	0.1		<0.1	<0.1	<0.1	<0.1	<0.1	<0.1	-
	Isophorone	mg/kg	0.1		<0.1	<0.1	<0.1	<0.1	<0.1	<0.1	-
	Nitrobenzene	mg/kg	0.1		<0.1	<0.1	<0.1	<0.1	<0.1	<0.1	-
	N-nitrosodi-n-propylamine	mg/kg	0.1		<0.1	<0.1	<0.1	<0.1	<0.1	<0.1	-
	Pentachloronitrobenzene	mg/kg	0.05		-	-	-	-	-	-	-
	Pentachlorophenol	mg/kg	0.1	60	<0.1	<0.1	<0.1	<0.1	<0.1	<0.1	-
PCB	Heptachlorobiphenyl, 2,3,3,4,4,5,5- (PCB 189)	mg/kg	0.003		<0.003	-	<0.003	-	-	-	-
	Hexachlorobiphenyl, 2,3,3,4,4,5- (PCB 156)	mg/kg	0.003		<0.003	-	<0.003	-	-	-	-
	Hexachlorobiphenyl, 2,3,3,4,4,5- (PCB 157)	mg/kg	0.003		<0.003	-	<0.003	-	-	-	-
	Hexachlorobiphenyl, 2,3,4,4,5,5- (PCB 167)	mg/kg	0.003		<0.003	-	<0.003	-	-	-	-
	Hexachlorobiphenyl, 3,3,4,4,5,5- (PCB 169)	mg/kg	0.003		<0.003	-	<0.003	-	-	-	-
	PCB 101	mg/kg	0.003		<0.003	-	<0.003	-	-	-	-
	PCB 118	mg/kg	0.003		<0.003	-	<0.003	-	-	-	-
	PCB 138	mg/kg	0.003		<0.003	-	<0.003	-	-	-	-
	PCB 153	mg/kg	0.003		<0.003	-	<0.003	-	-	-	-
	PCB 180	mg/kg	0.003		<0.003	-	<0.003	-	-	-	-
	PCB 28	mg/kg	0.003		<0.003	-	<0.003	-	-	-	-
	PCB 52	mg/kg	0.003		<0.003	-	<0.003	-	-	-	-
	Pentachlorobiphenyl, 2,3,3,4,4- (PCB 105)	mg/kg	0.003		<0.003	-	<0.003	-	-	-	-
	Pentachlorobiphenyl, 2,3,4,4,5- (PCB 114)	mg/kg	0.003		<0.003	-	<0.003	-	-	-	-
	Pentachlorobiphenyl, 2,3,4,4,5- (PCB 123)	mg/kg	0.003		<0.003	-	<0.003	-	-	-	-
	Pentachlorobiphenyl, 3,3,4,4,5- (PCB 126)	mg/kg	0.003		<0.003	-	<0.003	-	-	-	-
	Tetrachlorobiphenyl, 3,3,4,4- (PCB 77)	mg/kg	0.003		<0.003	-	<0.003	-	-	-	-
	Tetrachlorobiphenyl, 3,4,4,5- (PCB 81)	mg/kg	0.003		<0.003	-	<0.003	-	-	-	-
	Total PCB 7 Congeners	mg/kg	0.021		<0.021	-	<0.021	-	-	-	-
	Total PCB WHO 12	mg/kg	0.036		<0.036	-	<0.036	-	-	-	-
Phenolics	Xylenols	mg/kg	0.015		<0.015	<0.015	<0.015	<0.015	<0.015	<0.015	<0.015
	Cresol Total	mg/kg	0.01		<0.01	<0.01	<0.01	<0.01	<0.01	<0.01	<0.01
	Phenol	mg/kg	0.01	(dir)760[#8]	<0.01	<0.01	<0.01	<0.01	<0.01	<0.01	<0.01
	Phenols Monohydric	mg/kg	0.035		<0.035	<0.035	<0.035	<0.035	<0.035	<0.035	<0.035
Organotins	Dibutyltin	mg/kg			-	-	-	-	-	-	-
	Monophenyltin	mg/kg			<0.02	-	<0.02	-	-	-	-
	Diphenyltin	mg/kg			-	-	-	-	-	-	-
	Monobutyltin	mg/kg			-	-	-	-	-	-	-
	Tetrabutyltin	mg/kg			-	-	-	-	-	-	-
	Tributyltin	mg/kg			<0.02	-	<0.02	-	-	-	-
	Triphenyltin	mg/kg			-	-	-	-	-	-	-
Pesticides	Heptachlor epoxide	mg/kg	0.05		-	-	-	-	-	-	-
	Tecnazene	mg/kg	0.05		-	-	-	-	-	-	-
	2,4,5-TP (Silvex)	mg/kg			-	-	-	-	-	-	-
	Hedonal	mg/kg			-	-	-	-	-	-	-

				Location Code	BH01006	BH01006	BH01006	BH01007	BH01007	BH01007	BH01007
				Sample Depth Range	3.4-3.6	6.42-6.6	9.7-9.9	0.05-0.15	0.3-0.5	1-1.2	1.45-1.55
				Sampled Date Time	17/02/2020	24/02/2020	25/02/2020	03/10/2019	03/10/2019	03/10/2019	04/10/2019
				LQM S4UL Public Open Space (POS) Residential - 1% SOM (GAC)							
Chem_Group	ChemName	output unit	EQL								
	2,4-DDT	mg/kg	0.05		-	-	-	-	-	-	-
	2,4-Dichlorprop	mg/kg			-	-	-	-	-	-	-
	4-(2,4-Dichlorophenoxy)butyric Acid (2,4-DB)	mg/kg			-	-	-	-	-	-	-
	4,4-DDE	mg/kg	0.05		-	-	-	-	-	-	-
	a-BHC	mg/kg	0.05	24	-	-	-	-	-	-	-
	Aldrin	mg/kg	0.05	18	-	-	-	-	-	-	-
	Atrazine	mg/kg	0.05	1200	-	-	-	-	-	-	-
	Azinophos methyl	mg/kg	0.05		-	-	-	-	-	-	-
	b-BHC	mg/kg	0.05	8.1	-	-	-	-	-	-	-
	Bentazone	mg/kg			-	-	-	-	-	-	-
	Chlordane (cis)	mg/kg	0.05		-	-	-	-	-	-	-
	Chlordane (trans)	mg/kg	0.05		-	-	-	-	-	-	-
	Chlorfenvinphos	mg/kg	0.05		-	-	-	-	-	-	-
	Chlorotoluron	mg/kg			-	-	-	-	-	-	-
	Chlorpyrifos-methyl	mg/kg	0.05		-	-	-	-	-	-	-
	Cyanazine	mg/kg			-	-	-	-	-	-	-
	d-BHC	mg/kg	0.05		-	-	-	-	-	-	-
	DDD	mg/kg	0.05		-	-	-	-	-	-	-
	DDT	mg/kg	0.05		-	-	-	-	-	-	-
	Chlorothalonil	mg/kg	0.05		-	-	-	-	-	-	-
	Diazinon	mg/kg	0.05		-	-	-	-	-	-	-
	Dichlorvos	mg/kg	0.05	16	-	-	-	-	-	-	-
	Dieldrin	mg/kg	0.05	18	-	-	-	-	-	-	-
	Dimethoate	mg/kg	0.05		-	-	-	-	-	-	-
	Disulfoton	mg/kg	0.05		-	-	-	-	-	-	-
	Diuron	mg/kg			-	-	-	-	-	-	-
	Endosulfan I	mg/kg	0.05	1200	-	-	-	-	-	-	-
	Endosulfan II	mg/kg	0.05		-	-	-	-	-	-	-
	Endosulfan sulphate	mg/kg	0.05		-	-	-	-	-	-	-
	Endrin	mg/kg	0.05		-	-	-	-	-	-	-
	Fenitrothion	mg/kg	0.05		-	-	-	-	-	-	-
	Fenthion	mg/kg	0.05		-	-	-	-	-	-	-
	Fluroxypyr	mg/kg			-	-	-	-	-	-	-
	g-BHC (Lindane)	mg/kg	0.05	8.2	-	-	-	-	-	-	-
	Heptachlor	mg/kg	0.05		-	-	-	-	-	-	-
	Isodrin	mg/kg	0.05		-	-	-	-	-	-	-
	Isoproturon	mg/kg			-	-	-	-	-	-	-
	Linuron	mg/kg			-	-	-	-	-	-	-
	Malathion	mg/kg	0.05		-	-	-	-	-	-	-
	2-Methyl-4-chlorophenoxyacetic acid	mg/kg			-	-	-	-	-	-	-
	2-Methyl-4-Chlorophenoxy Butanoic Acid	mg/kg			-	-	-	-	-	-	-
	Mecoprop	mg/kg			-	-	-	-	-	-	-
	Methoxychlor	mg/kg	0.05		-	-	-	-	-	-	-
	Methyl parathion	mg/kg	0.05		-	-	-	-	-	-	-
	Mevinphos (Phosdrin)	mg/kg	0.05		-	-	-	-	-	-	-
	Nitroguanidine	mg/kg			-	-	-	-	-	-	-
	o,p-DDD	mg/kg	0.05		-	-	-	-	-	-	-
	o,p'-DDE	mg/kg	0.05		-	-	-	-	-	-	-
	o,p-Methoxychlor	mg/kg	0.05		-	-	-	-	-	-	-
	Parathion	mg/kg	0.05		-	-	-	-	-	-	-
	Pendimethalin	mg/kg	0.05		-	-	-	-	-	-	-
	Permethrin	mg/kg	0.05		-	-	-	-	-	-	-

				Location Code	BH01006	BH01006	BH01006	BH01007	BH01007	BH01007	BH01007
				Sample Depth Range	3.4-3.6	6.42-6.6	9.7-9.9	0.05-0.15	0.3-0.5	1-1.2	1.45-1.55
				Sampled Date Time	17/02/2020	24/02/2020	25/02/2020	03/10/2019	03/10/2019	03/10/2019	04/10/2019
			LQM S4UL Public Open Space (POS) Residential - 1% SOM (GAC)								
Chem Group	ChemName	output unit	EQL								
	Permethrin II	mg/kg	0.05		-	-	-	-	-	-	-
	Phorate	mg/kg	0.05		-	-	-	-	-	-	-
	Prometryn	mg/kg	0.05		-	-	-	-	-	-	-
	Pronamide	mg/kg	0.05		-	-	-	-	-	-	-
	Propazine	mg/kg	0.05		-	-	-	-	-	-	-
	Simazine	mg/kg	0.05		-	-	-	-	-	-	-
	Terbutryn	mg/kg	0.05		-	-	-	-	-	-	-
	Terbutylazine	mg/kg	0.05		-	-	-	-	-	-	-
	Triadimefon	mg/kg	0.05		-	-	-	-	-	-	-
	Triallate	mg/kg	0.05		-	-	-	-	-	-	-
	Tricloovr	mg/kg			-	-	-	-	-	-	-
	Trifluralin	mg/kg	0.05		-	-	-	-	-	-	-
	Telodrin	mg/kg	0.05		-	-	-	-	-	-	-
Radionuclides	Caesium-137	Bq/kg	1.4		-	-	-	-	-	-	-
	Protactinium-234m	Bq/kg	140		-	-	-	-	-	-	-
	Americium-241	Bq/g	0.0022		-	-	-	-	-	-	-
	Beryllium-7	Bq/g	0.016		-	-	-	-	-	-	-
	Cobalt-60	Bq/g	0.0015		-	-	-	-	-	-	-
	Gross alpha	Bq/kg	54		-	-	-	-	-	-	-
	Gross beta	Bq/kg	87		-	-	-	-	-	-	-
	Lead-210	Bq/kg	22		-	-	-	-	-	-	-
	Potassium-40	Bq/kg	2		-	-	-	-	-	-	-
	Radium -224	Bq/g	0.022		-	-	-	-	-	-	-
	Radium-226	Bq/g	0.0005		-	-	-	-	-	-	-
	Thorium-228	Bq/g	0.0005		-	-	-	-	-	-	-
	Thorium-230	Bq/g	0.0005		-	-	-	-	-	-	-
	Thorium-232	Bq/g	0.0005		-	-	-	-	-	-	-
	Thorium-234	Bq/g	0.025		-	-	-	-	-	-	-
	Uranium-234	Bq/g	0.0005		-	-	-	-	-	-	-
	Uranium-235	Bq/g	0.0005		-	-	-	-	-	-	-
SVOC TIC	SVOC TICS - Detect	Detect			0	0	0	0	0	0	-
	SVOC Tentatively Identified Compounds	mg/kg	0.1		<1	<1	<1	<1	<1	<1	-
VOC TIC	VOC Tentatively Identified Compounds	mg/kg	0.05		0.0481	<1	-	-	-	-	-
Explosives	2,2,4,4,6,6-Hexanitrostilbene	mg/kg			-	-	-	-	-	-	-
	2,4,6-Trinitrotoluene (TNT)	mg/kg		130	-	-	-	-	-	-	-
	2,4,6-trinitrophenyl	mg/kg			-	-	-	-	-	-	-
	HMX	mg/kg		13000	-	-	-	-	-	-	-
	Ethylene glycol dinitrate	mg/kg			-	-	-	-	-	-	-
	Nitrocellulose (12% N)	mg/kg			-	-	-	-	-	-	-
	Nitroglycerine	mg/kg			-	-	-	-	-	-	-
	PETN	mg/kg			-	-	-	-	-	-	-
	RDX	mg/kg		26000	-	-	-	-	-	-	-
	Tetryl	mg/kg			-	-	-	-	-	-	-
NA	Actinium-228	Bq/kg	2		-	-	-	-	-	-	-
	Caesium-134	Bq/kg	1.7		-	-	-	-	-	-	-
	Bismuth-212	Bq/kg	19		-	-	-	-	-	-	-
	Bismuth-214	Bq/kg	2		-	-	-	-	-	-	-
	Lead-212	Bq/kg	2		-	-	-	-	-	-	-
	Lead-214	Bq/kg	2		-	-	-	-	-	-	-
	Thallium-208	Bq/kg	2		-	-	-	-	-	-	-
Other	Temperature	°C			17.7	19.3	19.5	18.3	18.3	18.7	18.3
	Conductivity @ 20oC	uS/cm	14		379 - 388	417 - 426	266 - 269	102 - 105	74 - 89.1	92 - 92.7	188 - 201
	Organic Matter	%	0.35		-	-	-	-	-	-	-
	Moisture Content (dried @35oC)	%			17	18	20	4.3	16	16	14
	pH (Lab)	pH Units	1		7.7 - 8.09	7.42 - 7.99	7.56 - 8.74	8.57 - 9.2	7.93 - 8.66	7.98 - 8.32	8.01 - 8.12
	Total Organic Carbon	%	0.2		<0.2	<0.2	<0.2	<0.2	<0.2	<0.2	<0.2

Environmental Standards Comments

#1:GAC is only presented as speciated chromium. 7.7mg/kg is used for hexavalent. If hexavalent chromium (CrVI) data is available, a value of 1,500mg/kg may be appropriate for the remaining trivalent chromium (CrIII).
#2:C4SL for lead adopted
#3:GAC only presented as speciated mercury. 16mg/kg is used for elemental mercury. If the CSM indicates that elemental mercury is not a CoC and mercury is present in an inorganic form, a value of 120mg/kg for inorganic mercury may be appropriate
#4:Updated S4UL for nickel
#5:S4UL exceeds solubility saturation limit
#6:Criteria derived for Ali>C16-21 & Ali>C21-35. Requires summation of fractions to use Ali>C16-C35 criteria.
#7:Criteria presented is for p-xylene. A separate value is presented for o-xylene.
#8:S4UL based on a threshold protective of direct skin contact with phenol

Key

<0.6	Result MDL exceeds GAC
27.8	Result exceeds GAC

Notes

Where a range is given a determinand has been analysed for by more than one method

				Location Code	BH01007	BH01007	BH01007	BH01008	BH01010	BH01010	BH01010
				Sample Depth Range	2.4-2.5	3.2-3.3	7.2-7.3	0.2-0.3	0.05-0.05	1.6-1.7	4.2-4.3
				Sampled Date Time	04/10/2019	04/10/2019	08/10/2019	05/03/2020	22/07/2019	23/07/2019	23/07/2019
				LQM S4UL Public Open Space (POS) Residential - 1% SOM (GAC)							
Chem Group	**ChemName**	**output unit**	**EQL**								
Metals	Antimony	mg/kg	0.6		1.1	<6	-	1.46	-	-	-
	Arsenic	mg/kg	0.6	79	6.58	10.7	<0.6	8.38	8.97	5.1	3.42
	Barium	mg/kg	0.6	-	-	-	-	-	-	-	-
	Beryllium	mg/kg	0.01	2.2	-	-	-	-	-	-	-
	Boron	mg/kg	1	21000	<1	<1	<1	<1	<1	<1	<1
	Cadmium	mg/kg	0.02	120	0.102	0.485	0.351	0.162	0.401	0.102	0.0924
	Chromium (hexavalent)	mg/kg	0.6	7.7	<0.6	<0.6	<0.6	<0.6	<0.6	<0.6	<0.6
	Chromium	mg/kg	0.9	#1	26.9	120	<0.9	6.89	10	33.6	59.8
	Copper	mg/kg	1.4	12000	8.68	<14	<1.4	7.1	14.3	6.47	6.49
	Lead	mg/kg	0.7	630[#2]	10.7	12.4	1.12	25.8	24.8	8.05	9.35
	Mercury	mg/kg	0.14	#3	<0.14	<1.4	<0.14	<0.14	<0.14	<0.14	<0.14
	Molybdenum	mg/kg	0.1		<0.1	<1	-	0.212	-	-	-
	Nickel	mg/kg	0.2	230[#4]	20	28.2	2.12	8.76	7.96	13.9	13.8
	Selenium	mg/kg	1	1100	<1	<10	<1	<1	<1	<1	<1
	Vanadium	mg/kg	0.2	2000	33.9	78.9	-	20.4	-	-	-
	Zinc	mg/kg	1.9	81000	80.6	108	21.3	29.2	40.4	40.8	42.6
Asbestos	Anthophyllite	Detect			0	0	0	0	0	0	0
	Asbestos Analysts Comments	-			-	-	-	-	-	-	-
	Asbestos PCOM Quantification	%	0.001		-	-	-	-	-	-	-
	Asbestos Quantification Total	%	0.001		-	-	-	-	-	-	-
	Asbestos: Actinolite	Detect			0	0	0	0	0	0	0
	Additional Asbestos Components (Using TM048)	Comment			-	-	-	-	-	-	-
	Crocidolite Asbestos	Detect			0	0	0	0	0	0	0
	Asbestos Gravimetric Quantification	%	0.001		-	-	-	-	-	-	-
	Chrysotile Asbestos	Detect			0	0	0	0	0	0	0
	Amosite Asbestos	Detect			0	0	0	0	0	0	0
	Non-Asbestos Fibre	Detect			0	0	0	0	0	0	0
	Tremolite	Detect			0	0	0	0	0	0	0
Inorganics	Alkalinity (total) as CaCO3	mg/kg	10		-	-	-	-	-	-	-
	Ammoniacal Nitrogen as N	mg/kg	12		-	-	-	<12	-	-	-
	Cyanide (Free)	mg/kg	1		<1	<1	<1	<1	<1	<1	<1
	Cyanide Total	mg/kg	1		<1	<1	<1	<1	<1	<1	<1
	cyanides-complex	mg/kg	1		<1	<1	<1	<1	<1	<1	<1
	Nitrite (as N)	mg/kg	0.03		-	-	-	-	-	-	-
	Sulphate	mg/kg	200		-	-	-	-	-	-	-
PAH	Naphthalene	mg/kg	0.009	4900	<0.009	<0.009	<0.009	<0.013	<0.009	0.0577	<0.009
	Acenaphthene	mg/kg	0.008	15000	<0.008	<0.008	<0.008	<0.04	<0.008	1.39	<0.008
	Acenaphthylene	mg/kg	0.012	15000	<0.012	<0.012	<0.012	<0.06	<0.012	0.578	<0.012
	Fluoranthene	mg/kg	0.017	3100	<0.017	<0.017	<0.017	1.65 - 2.06	0.139	4.13	<0.017
	Anthracene	mg/kg	0.016	74000	<0.016	<0.016	<0.016	0.183 - 0.217	<0.016	2.46	<0.016
	Phenanthrene	mg/kg	0.015	3100	<0.015	<0.015	<0.015	0.456 - 0.627	0.0461	6.85	<0.015
	Fluorene	mg/kg	0.01	9900	<0.01	<0.01	<0.01	<0.05	<0.01	2.33	<0.01
	Chrysene	mg/kg	0.01	57	<0.01	<0.01	<0.01	0.875 - 0.935	0.0714	0.857	<0.01
	Pyrene	mg/kg	0.015	7400	<0.015	<0.015	<0.015	1.62 - 2.07	0.113	2.81	<0.015
	Benzo(a)anthracene	mg/kg	0.014	29	<0.014	<0.014	<0.014	1.08 - 1.14	0.0526	1.01	<0.014
	Benzo(b)fluoranthene	mg/kg	0.015	7.1	<0.015	<0.015	<0.015	0.923 - 1.7	0.0973	0.794	<0.015
	Benzo(k)fluoranthene	mg/kg	0.014	190	<0.014	<0.014	<0.014	0.564 - 0.741	0.0348	0.299	<0.014
	Benzo(a)pyrene	mg/kg	0.015	5.7	<0.015	<0.015	<0.015	1.22 - 1.47	0.054	0.537	<0.015
	Dibenz(a,h)anthracene	mg/kg	0.023	0.57	<0.023	<0.023	<0.023	0.114 - 0.24	<0.023	0.0527	<0.023
	Benzo(g,h,i)perylene	mg/kg	0.024	640	<0.024	<0.024	<0.024	0.673 - 1.47	0.056	0.26	<0.024
	Indeno(1,2,3-c,d)pyrene	mg/kg	0.018	82	<0.018	<0.018	<0.018	1.14 - 1.2	0.056	0.303	<0.018
	PAH 16 Total	mg/kg	0.118		<0.118	<0.118	<0.118	12.6	0.721	24.7	<0.118
TPH CWG	>C5-C6 Aliphatics	mg/kg	0.01	(sol)570000[#5]	<0.01	<0.01	-	<0.01	-	-	-
	>C6-C8 Aliphatics	mg/kg	0.01	600000	<0.01	<0.01	-	<0.01	-	-	-
	>C10-C44 Aliphatics	mg/kg	5		<5	12.7	-	<5	-	-	-
	>C10-C44 Aliphatics/Aromatics	mg/kg	10		<10	14.3	-	111	-	-	-
	>C8-C10 Aliphatics	mg/kg	0.01	13000	<0.01	<0.01	-	<0.01	-	-	-
	>C10-C12 Aliphatics	mg/kg	0.01	13000	<1	<1	-	<1	-	-	-
	>C12-C16 Aliphatics	mg/kg	0.1	13000	<1	<1	-	<1	-	-	-
	>C16-C21 Aliphatics	mg/kg	0.1	125000[#6]	<1	<1	-	<1	-	-	-
	>C21-C35 Aliphatics	mg/kg	0.1	125000[#6]	<1	9.11	-	<1	-	-	-
	>C35-C44 Aliphatics	mg/kg	0.1	250000	<1	3.17	-	<1	-	-	-
	>C5-C10 Aliphatics	mg/kg	0.05		<0.05	<0.05	-	<0.05	-	-	-
	Total Aliphatics >C12-C44	mg/kg	0.1		-	-	-	-	-	-	-
	>EC5-EC10 Aromatics	mg/kg	0.05		<0.05	<0.05	-	<0.05	-	-	-
	>EC6-EC7 Aromatics	mg/kg	0.01		<0.01	<0.01	-	<0.01	-	-	-
	>EC7-EC8 Aromatics	mg/kg	0.01	56000	<0.01	<0.01	-	<0.01	-	-	-
	>EC8-EC10 Aromatics	mg/kg	0.01	5000	<0.01	<0.01	-	<0.01	-	-	-
	>EC10-EC12 Aromatics	mg/kg	0.01	5000	<1	<1	-	<1	-	-	-
	>EC10-EC44 Aromatics	mg/kg	5		<5	<5	-	111	-	-	-
	>EC12-EC16 Aromatics	mg/kg	0.1	5100	<1	<1	-	1.96	-	-	-
	>EC16-EC21 Aromatics	mg/kg	0.1	3800	<1	<1	-	29.2	-	-	-
	>EC21-EC35 Aromatics	mg/kg	0.1	3800	<1	<1	-	74	-	-	-
	>EC35-EC44 Aromatics	mg/kg	0.1	3800	<1	<1	-	5.44	-	-	-
	>EC40-EC44 Aromatics	mg/kg	0.1		<1	<1	-	<1	-	-	-
	>EC12-EC44 Aromatics	mg/kg	0.1		-	-	-	-	-	-	-
	TPH Aliphatics & Aromatics >C5-44	mg/kg	0.1		<10	12.7	-	111	-	-	-
TPH	>C5-C6	mg/kg	0.02		-	-	<0.02	-	<0.02	<0.02	<0.02

				Location Code	BH01007	BH01007	BH01007	BH01008	BH01010	BH01010	BH01010
				Sample Depth Range	2.4-2.5	3.2-3.3	7.2-7.3	0.2-0.3	0.05-0.05	1.6-1.7	4.2-4.3
				Sampled Date Time	04/10/2019	04/10/2019	08/10/2019	05/03/2020	22/07/2019	23/07/2019	23/07/2019
			LQM S4UL Public Open Space (POS) Residential - 1% SOM (GAC)								
Chem_Group	ChemName	output unit	EQL								
	>C6-C7	mg/kg	0.02		-	-	<0.02	-	<0.02	<0.02	<0.02
	>C7-C8	mg/kg	0.02		-	-	<0.02	-	<0.02	<0.02	<0.02
	>C8-C10	mg/kg	0.02		-	-	<0.02	-	<0.02	<0.02	<0.02
	>C10-C12	mg/kg	0.02		-	-	<0.02	-	<0.02	<0.02	<0.02
	>C12-C16	mg/kg	35		-	-	<35	-	<35	<35	<35
	>C16-C21	mg/kg	35		-	-	<35	-	<35	44.5	<35
	>C21-C28	mg/kg	35		-	-	<35	-	<35	<35	<35
	>C28-C35	mg/kg	35		-	-	<35	-	<35	<35	<35
	>C35-C40	mg/kg	35		-	-	<35	-	<35	<35	<35
	GRO >C5-10	mg/kg	0.02		<0.02	<0.02	-	<0.02	-	-	-
	TPH >C6-C40	mg/kg	10		-	-	-	-	-	-	-
	EPH>C5-40	mg/kg	35		-	-	41.2	-	66.4	117	<35
	EPH >C10-40	mg/kg	35		-	-	41.2	-	66.4	117	<35
	GRO >C5-12	mg/kg	0.1		-	-	<0.1	-	<0.1	<0.1	<0.1
	Total Petroleum Hydrocarbons	mg/kg	35		-	-	-	-	-	-	-
BTEX and MTBE	Benzene	mg/kg	0.009	72	<0.009	<0.009	<0.009	<0.009	<0.09	<0.009	<0.009
	Toluene	mg/kg	0.007	56000	<0.007	<0.007	<0.007	<0.007	<0.07	<0.007	<0.007
	Ethylbenzene	mg/kg	0.004	24000	<0.004	<0.004	<0.004	<0.004	<0.04	<0.004	<0.004
	Xylene (m & p)	mg/kg	0.01	41000[#7]	<0.01	<0.01	<0.01	<0.01	<0.1	<0.01	<0.01
	Xylene (o)	mg/kg	0.01	41000	<0.01	<0.01	<0.01	<0.01	<0.1	<0.01	<0.01
	Xylene Total	mg/kg	0.02		<0.02	<0.02	-	<0.02	-	-	-
	MTBE	mg/kg	0.01		<0.01	<0.01	<0.01	<0.01	<0.1	<0.01	<0.01
	Total BTEX	mg/kg	0.04		<0.04	<0.04	<0.04	<0.04	<0.4	<0.04	<0.04
VOC	Styrene	mg/kg	0.01		-	-	-	<0.01	-	-	-
	cis-1,3-dichloropropene	mg/kg	0.01		-	-	-	<0.01	-	-	-
	trans-1,3-dichloropropene	mg/kg	0.01		-	-	-	<0.01	-	-	-
	1,1,1,2-tetrachloroethane	mg/kg	0.01	1400	-	-	-	<0.01	-	-	-
	1,1,1-trichloroethane	mg/kg	0.007	140000	-	-	-	<0.007	-	-	-
	1,1,2,2-tetrachloroethane	mg/kg	0.01	1400	-	-	-	<0.01	-	-	-
	1,1,2-trichloroethane	mg/kg	0.01		-	-	-	<0.01	-	-	-
	1,1-dichloroethane	mg/kg	0.008		-	-	-	<0.008	-	-	-
	1,1-dichloroethene	mg/kg	0.01		-	-	-	<0.01	-	-	-
	1,1-dichloropropene	mg/kg	0.01		-	-	-	<0.01	-	-	-
	1,2,3-trichloropropane	mg/kg	0.016		-	-	-	<0.016	-	-	-
	1,2,4-trimethylbenzene	mg/kg	0.009		-	-	-	<0.009	-	-	-
	1,2-dibromo-3-chloropropane	mg/kg	0.014		-	-	-	<0.014	-	-	-
	1,2-dibromoethane	mg/kg	0.01		-	-	-	<0.01	-	-	-
	1,2-dichloroethane	mg/kg	0.005	29	-	-	-	<0.005	-	-	-
	1,2-dichloropropane	mg/kg	0.01		-	-	-	<0.01	-	-	-
	1,3,5-trimethylbenzene	mg/kg	0.008		-	-	-	<0.008	-	-	-
	1,3-dichloropropane	mg/kg	0.007		-	-	-	<0.007	-	-	-
	2,2-dichloropropane	mg/kg	0.01		-	-	-	<0.01	-	-	-
	2-chlorotoluene	mg/kg	0.009		-	-	-	<0.009	-	-	-
	4-chlorotoluene	mg/kg	0.01		-	-	-	<0.01	-	-	-
	Bromobenzene	mg/kg	0.01		-	-	-	<0.01	-	-	-
	Bromochloromethane	mg/kg	0.01		-	-	-	<0.01	-	-	-
	Bromodichloromethane	mg/kg	0.007		-	-	-	<0.007	-	-	-
	Bromoform	mg/kg	0.01		-	-	-	<0.01	-	-	-
	Bromomethane	mg/kg	0.01		-	-	-	<0.01	-	-	-
	Carbon disulfide	mg/kg	0.007	11000	-	-	-	<0.007	-	-	-
	Carbon tetrachloride	mg/kg	0.01	890	-	-	-	<0.01	-	-	-
	Chlorodibromomethane	mg/kg	0.01		-	-	-	<0.01	-	-	-
	Chloroethane	mg/kg	0.01		-	-	-	<0.01	-	-	-
	Chloroform	mg/kg	0.008	2500	-	-	-	<0.008	-	-	-
	Chloromethane	mg/kg	0.007		-	-	-	<0.007	-	-	-
	cis-1,2-dichloroethene	mg/kg	0.006		-	-	-	<0.006	-	-	-
	Dibromomethane	mg/kg	0.009		-	-	-	<0.009	-	-	-
	Dichlorodifluoromethane	mg/kg	0.006		-	-	-	<0.006	-	-	-
	Dichloromethane	mg/kg	0.01		-	-	-	<0.01	-	-	-
	Isopropylbenzene	mg/kg	0.005		-	-	-	<0.005	-	-	-
	n-butylbenzene	mg/kg	0.011		-	-	-	<0.011	-	-	-
	n-propylbenzene	mg/kg	0.01		-	-	-	<0.01	-	-	-
	p-isopropyltoluene	mg/kg	0.01		-	-	-	<0.01	-	-	-
	sec-butylbenzene	mg/kg	0.01		-	-	-	<0.01	-	-	-
	Trichloroethene	mg/kg	0.009	120	-	-	-	<0.009	-	-	-
	tert-butylbenzene	mg/kg	0.014		-	-	-	<0.014	-	-	-
	Tetrachloroethene	mg/kg	0.005	1400	-	-	-	<0.005	-	-	-
	trans-1,2-dichloroethene	mg/kg	0.01		-	-	-	<0.01	-	-	-
	Trichlorofluoromethane	mg/kg	0.006		-	-	-	<0.006	-	-	-
	Vinyl chloride	mg/kg	0.006	3.5	-	-	-	<0.006	-	-	-
	tert-Amyl methyl ether	mg/kg	0.01		-	-	-	<0.01	-	-	-
VOC/SVOC	1,2,3-trichlorobenzene	mg/kg	0.02	1800	-	-	-	<0.02	-	-	-
	1,2,4-trichlorobenzene	mg/kg	0.02	15000	-	-	-	<0.02	-	-	-
	1,2-dichlorobenzene	mg/kg	0.01	90000	-	-	-	<0.01	-	-	-
	1,3,5-Trichlorobenzene	mg/kg	0.02	1700	-	-	-	-	-	-	-
	1,3-dichlorobenzene	mg/kg	0.008	300	-	-	-	<0.008	-	-	-
	1,4-dichlorobenzene	mg/kg	0.005	17000	-	-	-	<0.005	-	-	-

				Location Code	BH01007	BH01007	BH01007	BH01008	BH01010	BH01010	BH01010
				Sample Depth Range	2.4-2.5	3.2-3.3	7.2-7.3	0.2-0.3	0.05-0.05	1.6-1.7	4.2-4.3
				Sampled Date Time	04/10/2019	04/10/2019	08/10/2019	05/03/2020	22/07/2019	23/07/2019	23/07/2019
			LQM S4UL Public Open Space (POS) Residential - 1% SOM (GAC)								
Chem_Group	**ChemName**	**output unit**	**EQL**								
	Chlorobenzene	mg/kg	0.005	11000	-	-	-	<0.005	-	-	-
	Hexachlorobutadiene	mg/kg	0.02	25	-	-	-	<0.02	-	-	-
SVOC	4-bromophenyl phenyl ether	mg/kg	0.1		-	-	-	<0.1	-	-	-
	4-nitroaniline	mg/kg	0.1		-	-	-	<0.1	-	-	-
	4-nitrophenol	mg/kg	0.1		-	-	-	<0.1	-	-	-
	2,4,5-trichlorophenol	mg/kg	0.1		-	-	-	<0.1	-	-	-
	2,4,6-trichlorophenol	mg/kg	0.1		-	-	-	<0.1	-	-	-
	2,4-dichlorophenol	mg/kg	0.1		-	-	-	<0.1	-	-	-
	2,4-dimethylphenol	mg/kg	0.1		-	-	-	<0.1	-	-	-
	2,4-dinitrotoluene	mg/kg	0.1		-	-	-	<0.1	-	-	-
	2,6-dinitrotoluene	mg/kg	0.1		-	-	-	<0.1	-	-	-
	2-chloronaphthalene	mg/kg	0.1		-	-	-	<0.1	-	-	-
	2-chlorophenol	mg/kg	0.1		-	-	-	<0.1	-	-	-
	2-methylnaphthalene	mg/kg	0.1		-	-	-	<0.1	-	-	-
	2-methylphenol	mg/kg	0.1		-	-	-	<0.1	-	-	-
	2-nitroaniline	mg/kg	0.1		-	-	-	<0.1	-	-	-
	2-nitrophenol	mg/kg	0.1		-	-	-	<0.1	-	-	-
	3-nitroaniline	mg/kg	0.1		-	-	-	<0.1	-	-	-
	4-chloro-3-methylphenol	mg/kg	0.1		-	-	-	<0.1	-	-	-
	4-chloroaniline	mg/kg	0.1		-	-	-	<0.1	-	-	-
	4-chlorophenyl phenyl ether	mg/kg	0.1		-	-	-	<0.1	-	-	-
	4-methylphenol	mg/kg	0.1		-	-	-	<0.1	-	-	-
	Azobenzene	mg/kg	0.1		-	-	-	<0.1	-	-	-
	Bis(2-chloroethoxy) methane	mg/kg	0.1		-	-	-	<0.1	-	-	-
	Bis(2-chloroethyl)ether	mg/kg	0.1		-	-	-	<0.1	-	-	-
	Bis(2-chloroisopropyl) ether	mg/kg	0.1		-	-	-	<0.1	-	-	-
	Bis(2-ethylhexyl) phthalate	mg/kg	0.1		-	-	-	<0.1	-	-	-
	Butyl benzyl phthalate	mg/kg	0.1		-	-	-	<0.1	-	-	-
	Carbazole	mg/kg	0.1		-	-	-	<0.1	-	-	-
	Dibenzofuran	mg/kg	0.1		-	-	-	<0.1	-	-	-
	Diethylphthalate	mg/kg	0.1		-	-	-	<0.1	-	-	-
	Dimethyl phthalate	mg/kg	0.1		-	-	-	<0.1	-	-	-
	Di-n-butyl phthalate	mg/kg	0.1		-	-	-	<0.1	-	-	-
	Di-n-octyl phthalate	mg/kg	0.1		-	-	-	<0.1	-	-	-
	Hexachlorobenzene	mg/kg	0.05	16	-	-	-	<0.1	-	-	-
	Hexachlorocyclopentadiene	mg/kg	0.1		-	-	-	<0.1	-	-	-
	Hexachloroethane	mg/kg	0.1		-	-	-	<0.1	-	-	-
	Isophorone	mg/kg	0.1		-	-	-	<0.1	-	-	-
	Nitrobenzene	mg/kg	0.1		-	-	-	<0.1	-	-	-
	N-nitrosodi-n-propylamine	mg/kg	0.1		-	-	-	<0.1	-	-	-
	Pentachloronitrobenzene	mg/kg	0.05		-	-	-	-	-	-	-
	Pentachlorophenol	mg/kg	0.1	60	-	-	-	<0.1	-	-	-
PCB	Heptachlorobiphenyl, 2,3,3,4,4,5,5- (PCB 189)	mg/kg	0.003		-	-	-	<0.03	-	-	-
	Hexachlorobiphenyl, 2,3,3,4,4,5- (PCB 156)	mg/kg	0.003		-	-	-	<0.03	-	-	-
	Hexachlorobiphenyl, 2,3,3,4,4,5- (PCB 157)	mg/kg	0.003		-	-	-	<0.03	-	-	-
	Hexachlorobiphenyl, 2,3,4,4,5,5- (PCB 167)	mg/kg	0.003		-	-	-	<0.03	-	-	-
	Hexachlorobiphenyl, 3,3,4,4,5,5- (PCB 169)	mg/kg	0.003		-	-	-	<0.03	-	-	-
	PCB 101	mg/kg	0.003		-	-	-	<0.03	-	-	-
	PCB 118	mg/kg	0.003		-	-	-	<0.03	-	-	-
	PCB 138	mg/kg	0.003		-	-	-	<0.03	-	-	-
	PCB 153	mg/kg	0.003		-	-	-	<0.03	-	-	-
	PCB 180	mg/kg	0.003		-	-	-	<0.03	-	-	-
	PCB 28	mg/kg	0.003		-	-	-	<0.03	-	-	-
	PCB 52	mg/kg	0.003		-	-	-	<0.03	-	-	-
	Pentachlorobiphenyl, 2,3,3,4,4- (PCB 105)	mg/kg	0.003		-	-	-	<0.03	-	-	-
	Pentachlorobiphenyl, 2,3,4,4,5- (PCB 114)	mg/kg	0.003		-	-	-	<0.03	-	-	-
	Pentachlorobiphenyl, 2,3,4,4,5- (PCB 123)	mg/kg	0.003		-	-	-	<0.03	-	-	-
	Pentachlorobiphenyl, 3,3,4,4,5- (PCB 126)	mg/kg	0.003		-	-	-	<0.03	-	-	-
	Tetrachlorobiphenyl, 3,3,4,4- (PCB 77)	mg/kg	0.003		-	-	-	<0.03	-	-	-
	Tetrachlorobiphenyl, 3,4,4,5- (PCB 81)	mg/kg	0.003		-	-	-	<0.03	-	-	-
	Total PCB 7 Congeners	mg/kg	0.021		-	-	-	<0.21	-	-	-
	Total PCB WHO 12	mg/kg	0.036		-	-	-	<0.36	-	-	-
Phenolics	Xylenols	mg/kg	0.015		<0.015	<0.015	<0.015	<0.015	<0.015	<0.015	<0.015
	Cresol Total	mg/kg	0.01		<0.01	<0.01	<0.01	<0.01	<0.01	0.0122	<0.01
	Phenol	mg/kg	0.01	(dir)760[#8]	<0.01	<0.01	<0.01	<0.01	<0.01	<0.01	<0.01
	Phenols Monohydric	mg/kg	0.035		<0.035	<0.035	<0.035	<0.035	<0.035	<0.035	<0.035
Organotins	Dibutyltin	mg/kg			-	-	-	-	-	-	-
	Monophenyltin	mg/kg			-	-	-	<0.02	-	-	-
	Diphenyltin	mg/kg			-	-	-	-	-	-	-
	Monobutyltin	mg/kg			-	-	-	-	-	-	-
	Tetrabutyltin	mg/kg			-	-	-	-	-	-	-
	Tributyltin	mg/kg			-	-	-	<0.02	-	-	-
	Triphenyltin	mg/kg			-	-	-	-	-	-	-
Pesticides	Heptachlor epoxide	mg/kg	0.05		-	-	-	-	-	-	-
	Tecnazene	mg/kg	0.05		-	-	-	-	-	-	-
	2,4,5-TP (Silvex)	mg/kg			-	-	-	-	-	-	-
	Hedonal	mg/kg			-	-	-	-	-	-	-

				Location Code	BH01007	BH01007	BH01007	BH01008	BH01010	BH01010	BH01010
				Sample Depth Range	2.4-2.5	3.2-3.3	7.2-7.3	0.2-0.3	0.05-0.05	1.6-1.7	4.2-4.3
				Sampled Date Time	04/10/2019	04/10/2019	08/10/2019	05/03/2020	22/07/2019	23/07/2019	23/07/2019
			LQM S4UL Public Open Space (POS) Residential - 1% SOM (GAC)								
Chem_Group	ChemName	output unit	EQL								
	2,4-DDT	mg/kg	0.05		-	-	-	-	-	-	-
	2,4-Dichlorprop	mg/kg			-	-	-	-	-	-	-
	4-(2,4-Dichlorophenoxy)butyric Acid (2,4-DB)	mg/kg			-	-	-	-	-	-	-
	4,4-DDE	mg/kg	0.05		-	-	-	-	-	-	-
	a-BHC	mg/kg	0.05	24	-	-	-	-	-	-	-
	Aldrin	mg/kg	0.05	18	-	-	-	-	-	-	-
	Atrazine	mg/kg	0.05	1200	-	-	-	-	-	-	-
	Azinophos methyl	mg/kg	0.05		-	-	-	-	-	-	-
	b-BHC	mg/kg	0.05	8.1	-	-	-	-	-	-	-
	Bentazone	mg/kg			-	-	-	-	-	-	-
	Chlordane (cis)	mg/kg	0.05		-	-	-	-	-	-	-
	Chlordane (trans)	mg/kg	0.05		-	-	-	-	-	-	-
	Chlorfenvinphos	mg/kg	0.05		-	-	-	-	-	-	-
	Chlorotoluron	mg/kg			-	-	-	-	-	-	-
	Chlorpyrifos-methyl	mg/kg	0.05		-	-	-	-	-	-	-
	Cyanazine	mg/kg			-	-	-	-	-	-	-
	d-BHC	mg/kg	0.05		-	-	-	-	-	-	-
	DDD	mg/kg	0.05		-	-	-	-	-	-	-
	DDT	mg/kg	0.05		-	-	-	-	-	-	-
	Chlorothalonil	mg/kg	0.05		-	-	-	-	-	-	-
	Diazinon	mg/kg	0.05		-	-	-	-	-	-	-
	Dichlorvos	mg/kg	0.05	16	-	-	-	-	-	-	-
	Dieldrin	mg/kg	0.05	18	-	-	-	-	-	-	-
	Dimethoate	mg/kg	0.05		-	-	-	-	-	-	-
	Disulfoton	mg/kg	0.05		-	-	-	-	-	-	-
	Diuron	mg/kg			-	-	-	-	-	-	-
	Endosulfan I	mg/kg	0.05	1200	-	-	-	-	-	-	-
	Endosulfan II	mg/kg	0.05		-	-	-	-	-	-	-
	Endosulfan sulphate	mg/kg	0.05		-	-	-	-	-	-	-
	Endrin	mg/kg	0.05		-	-	-	-	-	-	-
	Fenitrothion	mg/kg	0.05		-	-	-	-	-	-	-
	Fenthion	mg/kg	0.05		-	-	-	-	-	-	-
	Fluroxypyr	mg/kg			-	-	-	-	-	-	-
	g-BHC (Lindane)	mg/kg	0.05	8.2	-	-	-	-	-	-	-
	Heptachlor	mg/kg	0.05		-	-	-	-	-	-	-
	Isodrin	mg/kg	0.05		-	-	-	-	-	-	-
	Isoproturon	mg/kg			-	-	-	-	-	-	-
	Linuron	mg/kg			-	-	-	-	-	-	-
	Malathion	mg/kg	0.05		-	-	-	-	-	-	-
	2-Methyl-4-chlorophenoxyacetic acid	mg/kg			-	-	-	-	-	-	-
	2-Methyl-4-Chlorophenoxy Butanoic Acid	mg/kg			-	-	-	-	-	-	-
	Mecoprop	mg/kg			-	-	-	-	-	-	-
	Methoxychlor	mg/kg	0.05		-	-	-	-	-	-	-
	Methyl parathion	mg/kg	0.05		-	-	-	-	-	-	-
	Mevinphos (Phosdrin)	mg/kg	0.05		-	-	-	-	-	-	-
	Nitroguanidine	mg/kg			-	-	-	-	-	-	-
	o,p-DDD	mg/kg	0.05		-	-	-	-	-	-	-
	o,o'-DDE	mg/kg	0.05		-	-	-	-	-	-	-
	o,p-Methoxychlor	mg/kg	0.05		-	-	-	-	-	-	-
	Parathion	mg/kg	0.05		-	-	-	-	-	-	-
	Pendimethalin	mg/kg	0.05		-	-	-	-	-	-	-
	Permethrin	mg/kg	0.05		-	-	-	-	-	-	-

				Location Code	BH01007	BH01007	BH01007	BH01008	BH01010	BH01010	BH01010
				Sample Depth Range	2.4-2.5	3.2-3.3	7.2-7.3	0.2-0.3	0.05-0.05	1.6-1.7	4.2-4.3
				Sampled Date Time	04/10/2019	04/10/2019	08/10/2019	05/03/2020	22/07/2019	23/07/2019	23/07/2019
			LQM S4UL Public Open Space (POS) Residential - 1% SOM (GAC)								
Chem Group	**ChemName**	**output unit**	**EQL**								
	Permethrin II	mg/kg	0.05		-	-	-	-	-	-	-
	Phorate	mg/kg	0.05		-	-	-	-	-	-	-
	Prometryn	mg/kg	0.05		-	-	-	-	-	-	-
	Pronamide	mg/kg	0.05		-	-	-	-	-	-	-
	Propazine	mg/kg	0.05		-	-	-	-	-	-	-
	Simazine	mg/kg	0.05		-	-	-	-	-	-	-
	Terbutryn	mg/kg	0.05		-	-	-	-	-	-	-
	Terbutylazine	mg/kg	0.05		-	-	-	-	-	-	-
	Triadimefon	mg/kg	0.05		-	-	-	-	-	-	-
	Triallate	mg/kg	0.05		-	-	-	-	-	-	-
	Triclopyr	mg/kg			-	-	-	-	-	-	-
	Trifluralin	mg/kg	0.05		-	-	-	-	-	-	-
	Telodrin	mg/kg	0.05		-	-	-	-	-	-	-
Radionuclides	Caesium-137	Bq/kg	1.4		-	-	-	-	-	-	-
	Protactinium-234m	Bq/kg	140		-	-	-	-	-	-	-
	Americium-241	Bq/g	0.0022		-	-	-	-	-	-	-
	Beryllium-7	Bq/g	0.016		-	-	-	-	-	-	-
	Cobalt-60	Bq/g	0.0015		-	-	-	-	-	-	-
	Gross alpha	Bq/kg	54		-	-	-	-	-	-	-
	Gross beta	Bq/kg	87		-	-	-	-	-	-	-
	Lead-210	Bq/kg	22		-	-	-	-	-	-	-
	Potassium-40	Bq/kg	2		-	-	-	-	-	-	-
	Radium -224	Bq/g	0.022		-	-	-	-	-	-	-
	Radium-226	Bq/g	0.0005		-	-	-	-	-	-	-
	Thorium-228	Bq/g	0.0005		-	-	-	-	-	-	-
	Thorium-230	Bq/g	0.0005		-	-	-	-	-	-	-
	Thorium-232	Bq/g	0.0005		-	-	-	-	-	-	-
	Thorium-234	Bq/g	0.025		-	-	-	-	-	-	-
	Uranium-234	Bq/g	0.0005		-	-	-	-	-	-	-
	Uranium-235	Bq/g	0.0005		-	-	-	-	-	-	-
SVOC TIC	SVOC TICS - Detect	Detect			-	-	-	0	-	-	-
	SVOC Tentatively Identified Compounds	mg/kg	0.1		-	-	-	<1	-	-	-
VOC TIC	VOC Tentatively Identified Compounds	mg/kg	0.05		-	-	-	-	-	-	-
Explosives	2,2,4,4,6,6-Hexanitrostilbene	mg/kg			-	-	-	-	-	-	-
	2,4,6-Trinitrotoluene (TNT)	mg/kg		130	-	-	-	-	-	-	-
	2,4,6-trinitrophenyl	mg/kg			-	-	-	-	-	-	-
	HMX	mg/kg		13000	-	-	-	-	-	-	-
	Ethylene glycol dinitrate	mg/kg			-	-	-	-	-	-	-
	Nitrocellulose (12% N)	mg/kg			-	-	-	-	-	-	-
	Nitroglycerine	mg/kg			-	-	-	-	-	-	-
	PETN	mg/kg			-	-	-	-	-	-	-
	RDX	mg/kg		26000	-	-	-	-	-	-	-
	Tetryl	mg/kg			-	-	-	-	-	-	-
NA	Actinium-228	Bq/kg	2		-	-	-	-	-	-	-
	Caesium-134	Bq/kg	1.7		-	-	-	-	-	-	-
	Bismuth-212	Bq/kg	19		-	-	-	-	-	-	-
	Bismuth-214	Bq/kg	2		-	-	-	-	-	-	-
	Lead-212	Bq/kg	2		-	-	-	-	-	-	-
	Lead-214	Bq/kg	2		-	-	-	-	-	-	-
	Thallium-208	Bq/kg	2		-	-	-	-	-	-	-
Other	Temperature	°C			18.1	18.3	19.7	17.1	-	15.2	17.9
	Conductivity @ 20oC	uS/cm	14		84.3 - 84.4	165 - 173	122 - 127	647 - 672	-	108 - 118	76 - 77.9
	Organic Matter	%	0.35		-	-	-	-	-	-	-
	Moisture Content (dried @35oC)	%			16	18	23	12	9.6	18	22
	pH (Lab)	pH Units	1		7.69 - 8.06	8.05 - 8.4	7.35 - 8.88	9.06 - 9.48	7.35	8.09 - 8.63	7.68 - 8.63
	Total Organic Carbon	%	0.2		<0.2	<0.2	<0.2	0.486	0.827	<0.2	<0.2

Environmental Standards Comments
#1:GAC is only presented as speciated chromium. 7.7mg/kg is used for hexavalent. If hexavalent chromium (CrVI) data is available, a value of 1,500mg/kg may be appropriate for the remaining trivalent chromium (CrIII).
#2:C4SL for lead adopted
#3:GAC only presented as speciated mercury. 16mg/kg is used for elemental mercury. If the CSM indicates that elemental mercury is not a CoC and mercury is present in an inorganic form, a value of 120mg/kg for inorganic mercury may be appropriate
#4:Updated S4UL for nickel
#5:S4UL exceeds solublity saturation limit
#6:Criteria derived for Ali>C16-C35 split between Ali>C16-21 & Ali>C21-35. Requires summation of fractions to use Ali>C16-C35 criteria.
#7:Criteria presented is for p-xylene. A separate value is presented for o-xylene.
#8:S4UL based on a threshold protective of direct skin contact with phenol

Key

<0.6	Result MDL exceeds GAC
27.8	Result exceeds GAC

Notes
Where a range is given a determinand has been analysed for by more than one method

				Location Code	BH01013	BH01013	BH01013	BH01013	BH01014	BH01014	BH01014
				Sample Depth Range	0.05-0.05	1.6-1.7	4.3-4.4	5.8-5.9	0.15-0.2	0.6-0.7	1.2-1.3
				Sampled Date Time	22/07/2019	23/07/2019	23/07/2019	24/07/2019	21/10/2019	21/10/2019	25/10/2019
				LQM S4UL Public Open Space (POS) Residential - 1% SOM (GAC)							
Chem_Group	**ChemName**	**output unit**	**EQL**								
Metals	Antimony	mg/kg	0.6		-	-	-	-	-	-	-
	Arsenic	mg/kg	0.6	79	6.95	4.28	4.75	1.74	9.41	7.69	6.55
	Barium	mg/kg	0.6		-	-	-	-	-	-	-
	Beryllium	mg/kg	0.01	2.2	-	-	-	-	-	-	-
	Boron	mg/kg	1	21000	<1	<1	<1	<1	<1	1.08	<1
	Cadmium	mg/kg	0.02	120	0.343	0.14	0.16	0.366	0.288	0.192	0.0388
	Chromium (hexavalent)	mg/kg	0.6	7.7	<0.6	<0.6	<0.6	<0.6	<0.6	<0.6	<0.6
	Chromium	mg/kg	0.9	[#1]	32.8	32.5	100	1.39	40.2	23.5	21.2
	Copper	mg/kg	1.4	12000	19.6	9.16	7.07	1.86	21.7	8.75	24.5
	Lead	mg/kg	0.7	630[#2]	29.4	6.31	9.9	<0.7	43.7	12.1	44.3
	Mercury	mg/kg	0.14	[#3]	<0.14	<0.14	<0.14	<0.14	<0.14	<0.14	<0.14
	Molybdenum	mg/kg	0.1		-	-	-	-	-	-	-
	Nickel	mg/kg	0.2	230[#4]	8.61	16.9	16.1	27.8	21.6	13	14.5
	Selenium	mg/kg	1	1100	<1	<1	<1	<1	<1	<1	<1
	Vanadium	mg/kg	0.2	2000	-	-	-	-	-	-	-
	Zinc	mg/kg	1.9	81000	45.5	49.8	56.6	32.6	77.6	40.4	51.2
Asbestos	Anthophyllite	Detect			0	0	0	0	0	0	0
	Asbestos Analysts Comments	-			-	-	-	-	-	-	-
	Asbestos PCOM Quantification	%	0.001		-	-	-	-	-	-	-
	Asbestos Quantification Total	%	0.001		-	-	-	-	-	-	-
	Asbestos: Actinolite	Detect			0	0	0	0	0	0	0
	Additional Asbestos Components (Using TM048)	Comment			-	-	-	-	-	-	-
	Crocidolite Asbestos	Detect			0	0	0	0	0	0	0
	Asbestos Gravimetric Quantification	%	0.001		-	-	-	-	-	-	-
	Chrysotile Asbestos	Detect			0	0	0	0	0	0	0
	Amosite Asbestos	Detect			0	0	0	0	0	0	0
	Non-Asbestos Fibre	Detect			1	0	0	0	0	0	0
	Tremolite	Detect			0	0	0	0	0	0	0
Inorganics	Alkalinity (total) as CaCO3	mg/kg	10		-	-	-	-	-	-	-
	Ammoniacal Nitrogen as N	mg/kg	12		-	-	-	-	-	-	-
	Cyanide (Free)	mg/kg	1		<1	<1	<1	<1	<1	<1	<1
	Cyanide Total	mg/kg	1		<1	<1	<1	<1	<1	<1	<1
	cyanides-complex	mg/kg	1		<1	<1	<1	<1	<1	<1	<1
	Nitrite (as N)	mg/kg	0.03		-	-	-	-	-	-	-
	Sulphate	mg/kg	200		-	-	-	-	-	-	-
PAH	Naphthalene	mg/kg	0.009	4900	<0.009	<0.009	<0.009	<0.009	0.0132	<0.09	<0.009
	Acenaphthene	mg/kg	0.008	15000	<0.008	<0.008	<0.008	<0.008	<0.008	<0.08	0.0299
	Acenaphthylene	mg/kg	0.012	15000	<0.012	<0.012	<0.012	<0.012	<0.012	<0.12	0.0169
	Fluoranthene	mg/kg	0.017	3100	0.1	<0.017	<0.017	<0.017	0.118	1.1	0.703
	Anthracene	mg/kg	0.016	74000	<0.016	<0.016	<0.016	<0.016	<0.016	<0.16	0.092
	Phenanthrene	mg/kg	0.015	3100	0.0339	<0.015	<0.015	<0.015	0.0447	0.668	0.305
	Fluorene	mg/kg	0.01	9900	<0.01	<0.01	<0.01	<0.01	<0.01	<0.1	0.0262
	Chrysene	mg/kg	0.01	57	0.0437	<0.01	<0.01	<0.01	0.0613	0.463	0.332
	Pyrene	mg/kg	0.015	7400	0.0829	<0.015	<0.015	<0.015	0.1	1.01	0.765
	Benzo(a)anthracene	mg/kg	0.014	29	0.0351	<0.014	<0.014	<0.014	0.0552	0.496	0.396
	Benzo(b)fluoranthene	mg/kg	0.015	7.1	0.058	<0.015	<0.015	<0.015	0.0994	0.855	0.338
	Benzo(k)fluoranthene	mg/kg	0.014	190	0.0212	<0.014	<0.014	<0.014	0.0316	0.229	0.176
	Benzo(a)pyrene	mg/kg	0.015	5.7	0.0459	<0.015	<0.015	<0.015	0.0594	0.545	0.386
	Dibenz(a,h)anthracene	mg/kg	0.023	0.57	<0.023	<0.023	<0.023	<0.023	<0.023	<0.23	0.0482
	Benzo(g,h,i)perylene	mg/kg	0.024	640	0.0455	<0.024	<0.024	<0.024	0.0399	0.359	0.279
	Indeno(1,2,3-c,d)pyrene	mg/kg	0.018	82	0.0417	<0.018	<0.018	<0.018	0.0582	0.443	0.276
	PAH 16 Total	mg/kg	0.118		0.508	<0.118	<0.118	<0.118	0.681	6.17	4.17
TPH CWG	>C5-C6 Aliphatics	mg/kg	0.01	(sol)570000[#5]	-	-	-	-	-	-	-
	>C6-C8 Aliphatics	mg/kg	0.01	600000	-	-	-	-	-	-	-
	>C10-C44 Aliphatics	mg/kg	5		-	-	-	-	-	-	-
	>C10-C44 Aliphatics/Aromatics	mg/kg	10		-	-	-	-	-	-	-
	>C8-C10 Aliphatics	mg/kg	0.01	13000	-	-	-	-	-	-	-
	>C10-C12 Aliphatics	mg/kg	0.01	13000	-	-	-	-	-	-	-
	>C12-C16 Aliphatics	mg/kg	0.1	13000	-	-	-	-	-	-	-
	>C16-C21 Aliphatics	mg/kg	0.1	125000[#6]	-	-	-	-	-	-	-
	>C21-C35 Aliphatics	mg/kg	0.1	125000[#6]	-	-	-	-	-	-	-
	>C35-C44 Aliphatics	mg/kg	0.1	250000	-	-	-	-	-	-	-
	>C5-C10 Aliphatics	mg/kg	0.05		-	-	-	-	-	-	-
	Total Aliphatics >C12-C44	mg/kg	0.1		-	-	-	-	-	-	-
	>EC5-EC10 Aromatics	mg/kg	0.05		-	-	-	-	-	-	-
	>EC6-EC7 Aromatics	mg/kg	0.01		-	-	-	-	-	-	-
	>EC7-EC8 Aromatics	mg/kg	0.01	56000	-	-	-	-	-	-	-
	>EC8-EC10 Aromatics	mg/kg	0.01	5000	-	-	-	-	-	-	-
	>EC10-EC12 Aromatics	mg/kg	0.01	5000	-	-	-	-	-	-	-
	>EC10-EC44 Aromatics	mg/kg	5		-	-	-	-	-	-	-
	>EC12-EC16 Aromatics	mg/kg	0.1	5100	-	-	-	-	-	-	-
	>EC16-EC21 Aromatics	mg/kg	0.1	3800	-	-	-	-	-	-	-
	>EC21-EC35 Aromatics	mg/kg	0.1	3800	-	-	-	-	-	-	-
	>EC35-EC44 Aromatics	mg/kg	0.1	3800	-	-	-	-	-	-	-
	>EC40-EC44 Aromatics	mg/kg	0.1		-	-	-	-	-	-	-
	>EC12-EC44 Aromatics	mg/kg	0.1		-	-	-	-	-	-	-
	TPH Aliphatics & Aromatics >C5-44	mg/kg	0.1		-	-	-	-	-	-	-
TPH	>C5-C6	mg/kg	0.02		<0.02	<0.02	<0.02	<0.02	<0.02	<0.02	<0.02

				Location Code	BH01013	BH01013	BH01013	BH01013	BH01014	BH01014	BH01014
				Sample Depth Range	0.05-0.05	1.6-1.7	4.3-4.4	5.8-5.9	0.15-0.2	0.6-0.7	1.2-1.3
				Sampled Date Time	22/07/2019	23/07/2019	23/07/2019	24/07/2019	21/10/2019	21/10/2019	25/10/2019
				LQM S4UL Public Open Space (POS) Residential - 1% SOM (GAC)							
Chem_Group	ChemName	output unit	EQL								
	>C6-C7	mg/kg	0.02		<0.02	<0.02	<0.02	<0.02	<0.02	<0.02	<0.02
	>C7-C8	mg/kg	0.02		<0.02	<0.02	<0.02	<0.02	<0.02	<0.02	<0.02
	>C8-C10	mg/kg	0.02		<0.02	<0.02	<0.02	<0.02	<0.02	<0.02	0.0463
	>C10-C12	mg/kg	0.02		<0.02	<0.02	<0.02	<0.02	<0.02	<0.02	<35 - 0.0527
	>C12-C16	mg/kg	35		<35	<35	<35	<35	<35	<35	<35
	>C16-C21	mg/kg	35		<35	<35	<35	<35	<35	<35	42.6
	>C21-C28	mg/kg	35		<35	<35	<35	<35	<35	41.3	163
	>C28-C35	mg/kg	35		<35	<35	<35	<35	<35	95	141
	>C35-C40	mg/kg	35		<35	<35	<35	<35	<35	123	70.4
	GRO >C5-10	mg/kg	0.02		-	-	-	-	-	-	-
	TPH >C6-C40	mg/kg	10		-	-	-	-	-	-	-
	EPH>C5-40	mg/kg	35		43.2	<35	<35	<35	<35	282	429
	EPH >C10-40	mg/kg	35		43.2	<35	<35	<35	<35	282	429
	GRO >C5-12	mg/kg	0.1		<0.1	<0.1	<0.1	<0.1	<0.1	<0.1	0.108
	Total Petroleum Hydrocarbons	mg/kg	35		-	-	-	-	-	-	-
BTEX and MTBE	Benzene	mg/kg	0.009	72	<0.09	<0.009	<0.009	<0.009	<0.009	<0.009	<0.09
	Toluene	mg/kg	0.007	56000	<0.07	<0.007	<0.007	<0.007	<0.007	<0.007	<0.07
	Ethylbenzene	mg/kg	0.004	24000	<0.04	<0.004	<0.004	<0.004	<0.004	<0.004	<0.04
	Xylene (m & p)	mg/kg	0.01	41000[#7]	<0.1	<0.01	<0.01	<0.01	<0.01	<0.01	<0.1
	Xylene (o)	mg/kg	0.01	41000	<0.1	<0.01	<0.01	<0.01	<0.01	<0.01	<0.1
	Xylene Total	mg/kg	0.02		-	-	-	-	-	-	-
	MTBE	mg/kg	0.01		<0.1	<0.01	<0.01	<0.01	<0.01	<0.01	<0.1
	Total BTEX	mg/kg	0.04		<0.4	<0.04	<0.04	<0.04	<0.04	<0.04	<0.4
VOC	Styrene	mg/kg	0.01		-	-	-	-	-	-	-
	cis-1,3-dichloropropene	mg/kg	0.01		-	-	-	-	-	-	-
	trans-1,3-dichloropropene	mg/kg	0.01		-	-	-	-	-	-	-
	1,1,1,2-tetrachloroethane	mg/kg	0.01	1400	-	-	-	-	-	-	-
	1,1,1-trichloroethane	mg/kg	0.007	140000	-	-	-	-	-	-	-
	1,1,2,2-tetrachloroethane	mg/kg	0.01	1400	-	-	-	-	-	-	-
	1,1,2-trichloroethane	mg/kg	0.01		-	-	-	-	-	-	-
	1,1-dichloroethane	mg/kg	0.008		-	-	-	-	-	-	-
	1,1-dichloroethene	mg/kg	0.01		-	-	-	-	-	-	-
	1,1-dichloropropene	mg/kg	0.01		-	-	-	-	-	-	-
	1,2,3-trichloropropane	mg/kg	0.016		-	-	-	-	-	-	-
	1,2,4-trimethylbenzene	mg/kg	0.009		-	-	-	-	-	-	-
	1,2-dibromo-3-chloropropane	mg/kg	0.014		-	-	-	-	-	-	-
	1,2-dibromoethane	mg/kg	0.01		-	-	-	-	-	-	-
	1,2-dichloroethane	mg/kg	0.005	29	-	-	-	-	-	-	-
	1,2-dichloropropane	mg/kg	0.01		-	-	-	-	-	-	-
	1,3,5-trimethylbenzene	mg/kg	0.008		-	-	-	-	-	-	-
	1,3-dichloropropane	mg/kg	0.007		-	-	-	-	-	-	-
	2,2-dichloropropane	mg/kg	0.01		-	-	-	-	-	-	-
	2-chlorotoluene	mg/kg	0.009		-	-	-	-	-	-	-
	4-chlorotoluene	mg/kg	0.01		-	-	-	-	-	-	-
	Bromobenzene	mg/kg	0.01		-	-	-	-	-	-	-
	Bromochloromethane	mg/kg	0.01		-	-	-	-	-	-	-
	Bromodichloromethane	mg/kg	0.007		-	-	-	-	-	-	-
	Bromoform	mg/kg	0.01		-	-	-	-	-	-	-
	Bromomethane	mg/kg	0.01		-	-	-	-	-	-	-
	Carbon disulfide	mg/kg	0.007	11000	-	-	-	-	-	-	-
	Carbon tetrachloride	mg/kg	0.01	890	-	-	-	-	-	-	-
	Chlorodibromomethane	mg/kg	0.01		-	-	-	-	-	-	-
	Chloroethane	mg/kg	0.01		-	-	-	-	-	-	-
	Chloroform	mg/kg	0.008	2500	-	-	-	-	-	-	-
	Chloromethane	mg/kg	0.007		-	-	-	-	-	-	-
	cis-1,2-dichloroethene	mg/kg	0.006		-	-	-	-	-	-	-
	Dibromomethane	mg/kg	0.009		-	-	-	-	-	-	-
	Dichlorodifluoromethane	mg/kg	0.006		-	-	-	-	-	-	-
	Dichloromethane	mg/kg	0.01		-	-	-	-	-	-	-
	Isopropylbenzene	mg/kg	0.005		-	-	-	-	-	-	-
	n-butylbenzene	mg/kg	0.011		-	-	-	-	-	-	-
	n-propylbenzene	mg/kg	0.01		-	-	-	-	-	-	-
	p-isopropyltoluene	mg/kg	0.01		-	-	-	-	-	-	-
	sec-butylbenzene	mg/kg	0.01		-	-	-	-	-	-	-
	Trichloroethene	mg/kg	0.009	120	-	-	-	-	-	-	-
	tert-butylbenzene	mg/kg	0.014		-	-	-	-	-	-	-
	Tetrachloroethene	mg/kg	0.005	1400	-	-	-	-	-	-	-
	trans-1,2-dichloroethene	mg/kg	0.01		-	-	-	-	-	-	-
	Trichlorofluoromethane	mg/kg	0.006		-	-	-	-	-	-	-
	Vinyl chloride	mg/kg	0.006	3.5	-	-	-	-	-	-	-
	tert-Amyl methyl ether	mg/kg	0.01		-	-	-	-	-	-	-
VOC/SVOC	1,2,3-trichlorobenzene	mg/kg	0.02	1800	-	-	-	-	-	-	-
	1,2,4-trichlorobenzene	mg/kg	0.02	15000	-	-	-	-	-	-	-
	1,2-dichlorobenzene	mg/kg	0.01	90000	-	-	-	-	-	-	-
	1,3,5-Trichlorobenzene	mg/kg	0.02	1700	-	-	-	-	-	-	-
	1,3-dichlorobenzene	mg/kg	0.008	300	-	-	-	-	-	-	-
	1,4-dichlorobenzene	mg/kg	0.005	17000	-	-	-	-	-	-	-

				Location Code	BH01013	BH01013	BH01013	BH01013	BH01014	BH01014	BH01014
				Sample Depth Range	0.05-0.05	1.6-1.7	4.3-4.4	5.8-5.9	0.15-0.2	0.6-0.7	1.2-1.3
				Sampled Date Time	22/07/2019	23/07/2019	23/07/2019	24/07/2019	21/10/2019	21/10/2019	25/10/2019
				LQM S4UL Public Open Space (POS) Residential - 1% SOM (GAC)							
Chem_Group	**ChemName**	**output unit**	**EQL**								
	Chlorobenzene	mg/kg	0.005	11000	-	-	-	-	-	-	-
	Hexachlorobutadiene	mg/kg	0.02	25	-	-	-	-	-	-	-
SVOC	4-bromophenyl phenyl ether	mg/kg	0.1		-	-	-	-	-	-	-
	4-nitroaniline	mg/kg	0.1		-	-	-	-	-	-	-
	4-nitrophenol	mg/kg	0.1		-	-	-	-	-	-	-
	2,4,5-trichlorophenol	mg/kg	0.1		-	-	-	-	-	-	-
	2,4,6-trichlorophenol	mg/kg	0.1		-	-	-	-	-	-	-
	2,4-dichlorophenol	mg/kg	0.1		-	-	-	-	-	-	-
	2,4-dimethylphenol	mg/kg	0.1		-	-	-	-	-	-	-
	2,4-dinitrotoluene	mg/kg	0.1		-	-	-	-	-	-	-
	2,6-dinitrotoluene	mg/kg	0.1		-	-	-	-	-	-	-
	2-chloronaphthalene	mg/kg	0.1		-	-	-	-	-	-	-
	2-chlorophenol	mg/kg	0.1		-	-	-	-	-	-	-
	2-methylnaphthalene	mg/kg	0.1		-	-	-	-	-	-	-
	2-methylphenol	mg/kg	0.1		-	-	-	-	-	-	-
	2-nitroaniline	mg/kg	0.1		-	-	-	-	-	-	-
	2-nitrophenol	mg/kg	0.1		-	-	-	-	-	-	-
	3-nitroaniline	mg/kg	0.1		-	-	-	-	-	-	-
	4-chloro-3-methylphenol	mg/kg	0.1		-	-	-	-	-	-	-
	4-chloroaniline	mg/kg	0.1		-	-	-	-	-	-	-
	4-chlorophenyl phenyl ether	mg/kg	0.1		-	-	-	-	-	-	-
	4-methylphenol	mg/kg	0.1		-	-	-	-	-	-	-
	Azobenzene	mg/kg	0.1		-	-	-	-	-	-	-
	Bis(2-chloroethoxy) methane	mg/kg	0.1		-	-	-	-	-	-	-
	Bis(2-chloroethyl)ether	mg/kg	0.1		-	-	-	-	-	-	-
	Bis(2-chloroisopropyl) ether	mg/kg	0.1		-	-	-	-	-	-	-
	Bis(2-ethylhexyl) phthalate	mg/kg	0.1		-	-	-	-	-	-	-
	Butyl benzyl phthalate	mg/kg	0.1		-	-	-	-	-	-	-
	Carbazole	mg/kg	0.1		-	-	-	-	-	-	-
	Dibenzofuran	mg/kg	0.1		-	-	-	-	-	-	-
	Diethylphthalate	mg/kg	0.1		-	-	-	-	-	-	-
	Dimethyl phthalate	mg/kg	0.1		-	-	-	-	-	-	-
	Di-n-butyl phthalate	mg/kg	0.1		-	-	-	-	-	-	-
	Di-n-octyl phthalate	mg/kg	0.1		-	-	-	-	-	-	-
	Hexachlorobenzene	mg/kg	0.05	16	-	-	-	-	-	-	-
	Hexachlorocyclopentadiene	mg/kg	0.1		-	-	-	-	-	-	-
	Hexachloroethane	mg/kg	0.1		-	-	-	-	-	-	-
	Isophorone	mg/kg	0.1		-	-	-	-	-	-	-
	Nitrobenzene	mg/kg	0.1		-	-	-	-	-	-	-
	N-nitrosodi-n-propylamine	mg/kg	0.1		-	-	-	-	-	-	-
	Pentachloronitrobenzene	mg/kg	0.05		-	-	-	-	-	-	-
	Pentachlorophenol	mg/kg	0.1	60	-	-	-	-	-	-	-
PCB	Heptachlorobiphenyl, 2,3,3,4,4,5,5- (PCB 189)	mg/kg	0.003		-	-	-	-	-	-	-
	Hexachlorobiphenyl, 2,3,3,4,4,5- (PCB 156)	mg/kg	0.003		-	-	-	-	-	-	-
	Hexachlorobiphenyl, 2,3,3,4,4,5- (PCB 157)	mg/kg	0.003		-	-	-	-	-	-	-
	Hexachlorobiphenyl, 2,3,4,4,5,5- (PCB 167)	mg/kg	0.003		-	-	-	-	-	-	-
	Hexachlorobiphenyl, 3,3,4,4,5,5- (PCB 169)	mg/kg	0.003		-	-	-	-	-	-	-
	PCB 101	mg/kg	0.003		-	-	-	-	-	-	-
	PCB 118	mg/kg	0.003		-	-	-	-	-	-	-
	PCB 138	mg/kg	0.003		-	-	-	-	-	-	-
	PCB 153	mg/kg	0.003		-	-	-	-	-	-	-
	PCB 180	mg/kg	0.003		-	-	-	-	-	-	-
	PCB 28	mg/kg	0.003		-	-	-	-	-	-	-
	PCB 52	mg/kg	0.003		-	-	-	-	-	-	-
	Pentachlorobiphenyl, 2,3,3,4,4- (PCB 105)	mg/kg	0.003		-	-	-	-	-	-	-
	Pentachlorobiphenyl, 2,3,4,4,5- (PCB 114)	mg/kg	0.003		-	-	-	-	-	-	-
	Pentachlorobiphenyl, 2,3,4,4,5- (PCB 123)	mg/kg	0.003		-	-	-	-	-	-	-
	Pentachlorobiphenyl, 3,3,4,4,5- (PCB 126)	mg/kg	0.003		-	-	-	-	-	-	-
	Tetrachlorobiphenyl, 3,3,4,4- (PCB 77)	mg/kg	0.003		-	-	-	-	-	-	-
	Tetrachlorobiphenyl, 3,4,4,5- (PCB 81)	mg/kg	0.003		-	-	-	-	-	-	-
	Total PCB 7 Congeners	mg/kg	0.021		-	-	-	-	-	-	-
	Total PCB WHO 12	mg/kg	0.036		-	-	-	-	-	-	-
Phenolics	Xylenols	mg/kg	0.015		<0.015	<0.015	<0.015	<0.015	<0.015	<0.015	<0.015
	Cresol Total	mg/kg	0.01		0.012	<0.01	<0.01	<0.01	<0.01	<0.01	<0.01
	Phenol	mg/kg	0.01	(dir)760[#8]	<0.01	<0.01	<0.01	<0.01	<0.01	<0.01	<0.01
	Phenols Monohydric	mg/kg	0.035		<0.035	<0.035	<0.035	<0.035	<0.035	<0.035	<0.035
Organotins	Dibutyltin	mg/kg			-	-	-	-	-	-	-
	Monophenyltin	mg/kg			-	-	-	-	-	-	-
	Diphenyltin	mg/kg			-	-	-	-	-	-	-
	Monobutyltin	mg/kg			-	-	-	-	-	-	-
	Tetrabutyltin	mg/kg			-	-	-	-	-	-	-
	Tributyltin	mg/kg			-	-	-	-	-	-	-
	Triphenyltin	mg/kg			-	-	-	-	-	-	-
Pesticides	Heptachlor epoxide	mg/kg	0.05		-	-	-	-	-	-	-
	Tecnazene	mg/kg	0.05		-	-	-	-	-	-	-
	2,4,5-TP (Silvex)	mg/kg			-	-	-	-	-	-	-
	Hedonal	mg/kg			-	-	-	-	-	-	-

				Location Code	BH01013	BH01013	BH01013	BH01013	BH01014	BH01014	BH01014
				Sample Depth Range	0.05-0.05	1.6-1.7	4.3-4.4	5.8-5.9	0.15-0.2	0.6-0.7	1.2-1.3
				Sampled Date Time	22/07/2019	23/07/2019	23/07/2019	24/07/2019	21/10/2019	21/10/2019	25/10/2019
			LQM S4UL Public Open Space (POS) Residential - 1% SOM (GAC)								
Chem_Group	**ChemName**	**output unit**	**EQL**								
	2,4-DDT	mg/kg	0.05		-	-	-	-	-	-	-
	2,4-Dichlorprop	mg/kg			-	-	-	-	-	-	-
	4-(2,4-Dichlorophenoxy)butyric Acid (2,4-DB)	mg/kg			-	-	-	-	-	-	-
	4,4-DDE	mg/kg	0.05		-	-	-	-	-	-	-
	a-BHC	mg/kg	0.05	24	-	-	-	-	-	-	-
	Aldrin	mg/kg	0.05	18	-	-	-	-	-	-	-
	Atrazine	mg/kg	0.05	1200	-	-	-	-	-	-	-
	Azinophos methyl	mg/kg	0.05		-	-	-	-	-	-	-
	b-BHC	mg/kg	0.05	8.1	-	-	-	-	-	-	-
	Bentazone	mg/kg			-	-	-	-	-	-	-
	Chlordane (cis)	mg/kg	0.05		-	-	-	-	-	-	-
	Chlordane (trans)	mg/kg	0.05		-	-	-	-	-	-	-
	Chlorfenvinphos	mg/kg	0.05		-	-	-	-	-	-	-
	Chlorotoluron	mg/kg			-	-	-	-	-	-	-
	Chlorpyrifos-methyl	mg/kg	0.05		-	-	-	-	-	-	-
	Cyanazine	mg/kg			-	-	-	-	-	-	-
	d-BHC	mg/kg	0.05		-	-	-	-	-	-	-
	DDD	mg/kg	0.05		-	-	-	-	-	-	-
	DDT	mg/kg	0.05		-	-	-	-	-	-	-
	Chlorothalonil	mg/kg	0.05		-	-	-	-	-	-	-
	Diazinon	mg/kg	0.05		-	-	-	-	-	-	-
	Dichlorvos	mg/kg	0.05	16	-	-	-	-	-	-	-
	Dieldrin	mg/kg	0.05	18	-	-	-	-	-	-	-
	Dimethoate	mg/kg	0.05		-	-	-	-	-	-	-
	Disulfoton	mg/kg	0.05		-	-	-	-	-	-	-
	Diuron	mg/kg			-	-	-	-	-	-	-
	Endosulfan I	mg/kg	0.05	1200	-	-	-	-	-	-	-
	Endosulfan II	mg/kg	0.05		-	-	-	-	-	-	-
	Endosulfan sulphate	mg/kg	0.05		-	-	-	-	-	-	-
	Endrin	mg/kg	0.05		-	-	-	-	-	-	-
	Fenitrothion	mg/kg	0.05		-	-	-	-	-	-	-
	Fenthion	mg/kg	0.05		-	-	-	-	-	-	-
	Fluroxypyr	mg/kg			-	-	-	-	-	-	-
	g-BHC (Lindane)	mg/kg	0.05	8.2	-	-	-	-	-	-	-
	Heptachlor	mg/kg	0.05		-	-	-	-	-	-	-
	Isodrin	mg/kg	0.05		-	-	-	-	-	-	-
	Isoproturon	mg/kg			-	-	-	-	-	-	-
	Linuron	mg/kg			-	-	-	-	-	-	-
	Malathion	mg/kg	0.05		-	-	-	-	-	-	-
	2-Methyl-4-chlorophenoxyacetic acid	mg/kg			-	-	-	-	-	-	-
	2-Methyl-4-Chlorophenoxy Butanoic Acid	mg/kg			-	-	-	-	-	-	-
	Mecoprop	mg/kg			-	-	-	-	-	-	-
	Methoxychlor	mg/kg	0.05		-	-	-	-	-	-	-
	Methyl parathion	mg/kg	0.05		-	-	-	-	-	-	-
	Mevinphos (Phosdrin)	mg/kg	0.05		-	-	-	-	-	-	-
	Nitroguanidine	mg/kg			-	-	-	-	-	-	-
	o,p-DDD	mg/kg	0.05		-	-	-	-	-	-	-
	o,p'-DDE	mg/kg	0.05		-	-	-	-	-	-	-
	o,p-Methoxychlor	mg/kg	0.05		-	-	-	-	-	-	-
	Parathion	mg/kg	0.05		-	-	-	-	-	-	-
	Pendimethalin	mg/kg	0.05		-	-	-	-	-	-	-
	Permethrin	mg/kg	0.05		-	-	-	-	-	-	-

			Location Code	BH01013	BH01013	BH01013	BH01013	BH01014	BH01014	BH01014
			Sample Depth Range	0.05-0.05	1.6-1.7	4.3-4.4	5.8-5.9	0.15-0.2	0.6-0.7	1.2-1.3
			Sampled Date Time	22/07/2019	23/07/2019	23/07/2019	24/07/2019	21/10/2019	21/10/2019	25/10/2019
			LQM S4UL Public Open Space (POS) Residential - 1% SOM (GAC)							
Chem Group	**ChemName**	**output unit**	**EQL**							
	Permethrin II	mg/kg	0.05	-	-	-	-	-	-	-
	Phorate	mg/kg	0.05	-	-	-	-	-	-	-
	Prometryn	mg/kg	0.05	-	-	-	-	-	-	-
	Pronamide	mg/kg	0.05	-	-	-	-	-	-	-
	Propazine	mg/kg	0.05	-	-	-	-	-	-	-
	Simazine	mg/kg	0.05	-	-	-	-	-	-	-
	Terbutryn	mg/kg	0.05	-	-	-	-	-	-	-
	Terbutylazine	mg/kg	0.05	-	-	-	-	-	-	-
	Triadimefon	mg/kg	0.05	-	-	-	-	-	-	-
	Triallate	mg/kg	0.05	-	-	-	-	-	-	-
	Tricloopyr	mg/kg		-	-	-	-	-	-	-
	Trifluralin	mg/kg	0.05	-	-	-	-	-	-	-
	Telodrin	mg/kg	0.05	-	-	-	-	-	-	-
Radionuclides	Caesium-137	Bq/kg	1.4	-	-	-	-	-	-	-
	Protactinium-234m	Bq/kg	140	-	-	-	-	-	-	-
	Americium-241	Bq/g	0.0022	-	-	-	-	-	-	-
	Beryllium-7	Bq/g	0.016	-	-	-	-	-	-	-
	Cobalt-60	Bq/g	0.0015	-	-	-	-	-	-	-
	Gross alpha	Bq/kg	54	-	-	-	-	-	-	-
	Gross beta	Bq/kg	87	-	-	-	-	-	-	-
	Lead-210	Bq/kg	22	-	-	-	-	-	-	-
	Potassium-40	Bq/kg	2	-	-	-	-	-	-	-
	Radium -224	Bq/g	0.022	-	-	-	-	-	-	-
	Radium-226	Bq/g	0.0005	-	-	-	-	-	-	-
	Thorium-228	Bq/g	0.0005	-	-	-	-	-	-	-
	Thorium-230	Bq/g	0.0005	-	-	-	-	-	-	-
	Thorium-232	Bq/g	0.0005	-	-	-	-	-	-	-
	Thorium-234	Bq/g	0.025	-	-	-	-	-	-	-
	Uranium-234	Bq/g	0.0005	-	-	-	-	-	-	-
	Uranium-235	Bq/g	0.0005	-	-	-	-	-	-	-
SVOC TIC	SVOC TICS - Detect	Detect		-	-	-	-	-	-	-
	SVOC Tentatively Identified Compounds	mg/kg	0.1	-	-	-	-	-	-	-
VOC TIC	VOC Tentatively Identified Compounds	mg/kg	0.05	-	-	-	-	-	-	-
Explosives	2,2,4,4,6,6-Hexanitrostilbene	mg/kg		-	-	-	-	-	-	-
	2,4,6-Trinitrotoluene (TNT)	mg/kg	130	-	-	-	-	-	-	-
	2,4,6-trinitrophenyl	mg/kg		-	-	-	-	-	-	-
	HMX	mg/kg	13000	-	-	-	-	-	-	-
	Ethylene glycol dinitrate	mg/kg		-	-	-	-	-	-	-
	Nitrocellulose (12% N)	mg/kg		-	-	-	-	-	-	-
	Nitroglycerine	mg/kg		-	-	-	-	-	-	-
	PETN	mg/kg		-	-	-	-	-	-	-
	RDX	mg/kg	26000	-	-	-	-	-	-	-
	Tetryl	mg/kg		-	-	-	-	-	-	-
NA	Actinium-228	Bq/kg	2	-	-	-	-	-	-	-
	Caesium-134	Bq/kg	1.7	-	-	-	-	-	-	-
	Bismuth-212	Bq/kg	19	-	-	-	-	-	-	-
	Bismuth-214	Bq/kg	2	-	-	-	-	-	-	-
	Lead-212	Bq/kg	2	-	-	-	-	-	-	-
	Lead-214	Bq/kg	2	-	-	-	-	-	-	-
	Thallium-208	Bq/kg	2	-	-	-	-	-	-	-
Other	Temperature	°C		20.2	18.8	21.4	20.7	16.7	17.3	17.5
	Conductivity @ 20oC	uS/cm	14	131 - 134	94.8 - 95.5	62.6 - 63.6	123	265 - 294	539 - 609	2180 - 2420
	Organic Matter	%	0.35	-	-	-	-	-	-	-
	Moisture Content (dried @35oC)	%		17	20	19	20	20	13	7.1
	pH (Lab)	pH Units	1	6.58 - 7.92	7.32 - 8.26	7.67 - 7.79	7.71 - 8.93	7.86 - 8.85	10.5 - 10.9	12.2 - 12.3
	Total Organic Carbon	%	0.2	1.3	<0.2	<0.2	<0.2	1.58	0.373	0.262

Environmental Standards Comments
#1:GAC is only presented as speciated chromium. 7.7mg/kg is used for hexavalent. If hexavalent chromium (CrVI) data is available, a value of 1,500mg/kg may be appropriate for the remaining trivalent chromium (CrIII).
#2:C4SL for lead adopted
#3:GAC only presented as speciated mercury. 16mg/kg is used for elemental mercury. If the CSM indicates that elemental mercury is not a CoC and mercury is present in an inorganic form, a value of 120mg/kg for inorganic mercury may be appropriate
#4:Updated S4UL for nickel
#5:S4UL exceeds solubility saturation limit
#6:Criteria derived for Ali>C16-C35 split between Ali>C16-21 & Ali>C21-35. Requires summation of fractions to use Ali>C16-C35 criteria.
#7:Criteria presented is for p-xylene. A separate value is presented for o-xylene.
#8:S4UL based on a threshold protective of direct skin contact with phenol

Key

<0.6	Result MDL exceeds GAC
27.8	Result exceeds GAC

Notes
Where a range is given a determinand has been analysed for by more than one method

				Location Code	BH01014	BH01014	BH01015	BH01015	BH01015	BH01018	BH01018
				Sample Depth Range	1.7-1.8	3.5-3.6	0.05-0.05	4.5-4.6	7-7.1	0.1-0.3	4.3-4.4
				Sampled Date Time	25/10/2019	25/10/2019	22/07/2019	24/07/2019	24/07/2019	30/07/2019	31/07/2019
				LQM S4UL Public Open Space (POS) Residential - 1% SOM (GAC)							
Chem_Group	**ChemName**	**output unit**	**EQL**								
Metals	Antimony	mg/kg	0.6		-	-	-	-	-	-	-
	Arsenic	mg/kg	0.6	79	8.57	<0.6	8.34	10.4	1.34	9.59	<0.6
	Barium	mg/kg	0.6	-	-	-	-	-	-	-	-
	Beryllium	mg/kg	0.01	2.2	-	-	-	-	-	-	-
	Boron	mg/kg	1	21000	<1	<1	<1	<1	<1	<1	<1
	Cadmium	mg/kg	0.02	120	0.136	0.456	0.397	0.156	0.359	0.247	0.486
	Chromium (hexavalent)	mg/kg	0.6	7.7	<0.6	<0.6	<0.6	<0.6	<0.6	<0.6	<0.6
	Chromium	mg/kg	0.9	[#1]	22	1.87	22.9	130	<0.9	32.5	1.36
	Copper	mg/kg	1.4	12000	18.2	1.43	14.9	10.8	<1.4	17.1	5.38
	Lead	mg/kg	0.7	630[#2]	24.5	2.53	43.1	7.93	<0.7	39.5	2.91
	Mercury	mg/kg	0.14	[#3]	<0.14	<0.14	<0.14	<0.14	<0.14	<0.14	<0.14
	Molybdenum	mg/kg	0.1		-	-	-	-	-	-	-
	Nickel	mg/kg	0.2	230[#4]	24.5	5.94	10.3	30.4	11.8	12.5	7.49
	Selenium	mg/kg	1	1100	<1	<1	<1	<1	<1	<1	<1
	Vanadium	mg/kg	0.2	2000	-	-	-	-	-	-	-
	Zinc	mg/kg	1.9	81000	51.9	15.6	49.9	116	27.8	66.1	39.8
Asbestos	Anthophyllite	Detect			0	0	0	0	0	0	0
	Asbestos Analysts Comments	-			-	-	-	-	-	-	-
	Asbestos PCOM Quantification	%	0.001		-	-	-	-	-	-	-
	Asbestos Quantification Total	%	0.001		-	-	-	-	-	-	-
	Asbestos: Actinolite	Detect			0	0	0	0	0	0	0
	Additional Asbestos Components (Using TM048)	Comment			-	-	-	-	-	-	-
	Crocidolite Asbestos	Detect			0	0	0	0	0	0	0
	Asbestos Gravimetric Quantification	%	0.001		-	-	-	-	-	-	-
	Chrysotile Asbestos	Detect			0	0	0	0	0	0	0
	Amosite Asbestos	Detect			0	0	0	0	0	0	0
	Non-Asbestos Fibre	Detect			0	0	0	0	0	0	0
	Tremolite	Detect			0	0	0	0	0	0	0
Inorganics	Alkalinity (total) as CaCO3	mg/kg	10		-	-	-	-	-	-	-
	Ammoniacal Nitrogen as N	mg/kg	12		-	-	-	-	-	-	-
	Cyanide (Free)	mg/kg	1		<1	<1	<1	<1	<1	<1	<1
	Cyanide Total	mg/kg	1		<1	<1	<1	<1	<1	<1	<1
	cyanides-complex	mg/kg	1		<1	<1	<1	<1	<1	<1	<1
	Nitrite (as N)	mg/kg	0.03		-	-	-	-	-	-	-
	Sulphate	mg/kg	200		-	-	-	-	-	-	-
PAH	Naphthalene	mg/kg	0.009	4900	<0.009	<0.009	<0.009	<0.009	<0.009	<0.009	<0.009
	Acenaphthene	mg/kg	0.008	15000	0.0111	<0.008	<0.008	<0.008	<0.008	<0.008	<0.008
	Acenaphthylene	mg/kg	0.012	15000	0.0861	<0.012	<0.012	<0.012	<0.012	<0.012	<0.012
	Fluoranthene	mg/kg	0.017	3100	0.51	<0.017	0.144	<0.017	<0.017	0.142	<0.017
	Anthracene	mg/kg	0.016	74000	0.0423	<0.016	<0.016	<0.016	<0.016	<0.016	<0.016
	Phenanthrene	mg/kg	0.015	3100	0.14	<0.015	0.0463	<0.015	<0.015	0.0459	<0.015
	Fluorene	mg/kg	0.01	9900	0.0168	<0.01	<0.01	<0.01	<0.01	<0.01	<0.01
	Chrysene	mg/kg	0.01	57	0.271	<0.01	0.065	<0.01	<0.01	0.0714	<0.01
	Pyrene	mg/kg	0.015	7400	0.528	<0.015	0.124	<0.015	<0.015	0.118	<0.015
	Benzo(a)anthracene	mg/kg	0.014	29	0.325	<0.014	0.0595	<0.014	<0.014	0.0603	<0.014
	Benzo(b)fluoranthene	mg/kg	0.015	7.1	0.344	<0.015	0.0857	<0.015	<0.015	0.142	<0.015
	Benzo(k)fluoranthene	mg/kg	0.014	190	0.163	<0.014	0.0376	<0.014	<0.014	0.0434	<0.014
	Benzo(a)pyrene	mg/kg	0.015	5.7	0.377	<0.015	0.0706	<0.015	<0.015	0.0824	<0.015
	Dibenz(a,h)anthracene	mg/kg	0.023	0.57	0.0485	<0.023	<0.023	<0.023	<0.023	<0.023	<0.023
	Benzo(g,h,i)perylene	mg/kg	0.024	640	0.269	<0.024	0.0663	<0.024	<0.024	0.0755	<0.024
	Indeno(1,2,3-c,d)pyrene	mg/kg	0.018	82	0.27	<0.018	0.0656	<0.018	<0.018	0.0885	<0.018
	PAH 16 Total	mg/kg	0.118		3.4	<0.118	0.764	<0.118	<0.118	0.869	<0.118
TPH CWG	>C5-C6 Aliphatics	mg/kg	0.01	(sol)570000[#5]	-	-	-	-	-	-	-
	>C6-C8 Aliphatics	mg/kg	0.01	600000	-	-	-	-	-	-	-
	>C10-C44 Aliphatics	mg/kg	5		-	-	-	-	-	-	-
	>C10-C44 Aliphatics/Aromatics	mg/kg	10		-	-	-	-	-	-	-
	>C8-C10 Aliphatics	mg/kg	0.01	13000	-	-	-	-	-	-	-
	>C10-C12 Aliphatics	mg/kg	0.01	13000	-	-	-	-	-	-	-
	>C12-C16 Aliphatics	mg/kg	0.1	13000	-	-	-	-	-	-	-
	>C16-C21 Aliphatics	mg/kg	0.1	125000[#6]	-	-	-	-	-	-	-
	>C21-C35 Aliphatics	mg/kg	0.1	125000[#6]	-	-	-	-	-	-	-
	>C35-C44 Aliphatics	mg/kg	0.1	250000	-	-	-	-	-	-	-
	>C5-C10 Aliphatics	mg/kg	0.05		-	-	-	-	-	-	-
	Total Aliphatics >C12-C44	mg/kg	0.1		-	-	-	-	-	-	-
	>EC5-EC10 Aromatics	mg/kg	0.05		-	-	-	-	-	-	-
	>EC6-EC7 Aromatics	mg/kg	0.01		-	-	-	-	-	-	-
	>EC7-EC8 Aromatics	mg/kg	0.01	56000	-	-	-	-	-	-	-
	>EC8-EC10 Aromatics	mg/kg	0.01	5000	-	-	-	-	-	-	-
	>EC10-EC12 Aromatics	mg/kg	0.01	5000	-	-	-	-	-	-	-
	>EC10-EC44 Aromatics	mg/kg	5		-	-	-	-	-	-	-
	>EC12-EC16 Aromatics	mg/kg	0.1	5100	-	-	-	-	-	-	-
	>EC16-EC21 Aromatics	mg/kg	0.1	3800	-	-	-	-	-	-	-
	>EC21-EC35 Aromatics	mg/kg	0.1	3800	-	-	-	-	-	-	-
	>EC35-EC44 Aromatics	mg/kg	0.1	3800	-	-	-	-	-	-	-
	>EC40-EC44 Aromatics	mg/kg	0.1		-	-	-	-	-	-	-
	>EC12-EC44 Aromatics	mg/kg	0.1		-	-	-	-	-	-	-
	TPH Aliphatics & Aromatics >C5-44	mg/kg	0.1		-	-	-	-	-	-	-
TPH	>C5-C6	mg/kg	0.02		<0.02	<0.02	<0.02	<0.02	<0.02	<0.02	<0.02

				Location Code	BH01014	BH01014	BH01015	BH01015	BH01015	BH01018	BH01018
				Sample Depth Range	1.7-1.8	3.5-3.6	0.05-0.05	4.5-4.6	7-7.1	0.1-0.3	4.3-4.4
				Sampled Date Time	25/10/2019	25/10/2019	22/07/2019	24/07/2019	24/07/2019	30/07/2019	31/07/2019
				LQM S4UL Public Open Space (POS) Residential - 1% SOM (GAC)							
Chem_Group	ChemName	output unit	EQL								
	>C6-C7	mg/kg	0.02		<0.02	0.0214	<0.02	<0.02	<0.02	<0.02	<0.02
	>C7-C8	mg/kg	0.02		<0.02	<0.02	<0.02	<0.02	<0.02	<0.02	<0.02
	>C8-C10	mg/kg	0.02		<0.02	0.0617	<0.02	<0.02	<0.02	<0.02	0.0932
	>C10-C12	mg/kg	0.02		<0.02	<35 - 0.248	<0.02	<0.02	<0.02	<0.02	<35 - 0.158
	>C12-C16	mg/kg	35		<35	<35	<35	<35	<35	<35	<35
	>C16-C21	mg/kg	35		<35	<35	<35	<35	<35	<35	<35
	>C21-C28	mg/kg	35		<35	<35	<35	<35	<35	<35	<35
	>C28-C35	mg/kg	35		<35	<35	61.4	<35	<35	<35	<35
	>C35-C40	mg/kg	35		<35	<35	<35	<35	<35	<35	<35
	GRO >C5-10	mg/kg	0.02		-	-	-	-	-	-	-
	TPH >C6-C40	mg/kg	10		-	-	-	-	-	-	-
	EPH>C5-40	mg/kg	35		79.8	<35	96.9	<35	<35	<35	<35
	EPH >C10-40	mg/kg	35		79.8	<35	96.9	<35	<35	<35	<35
	GRO >C5-12	mg/kg	0.1		<0.1	0.348	<0.1	<0.1	<0.1	<0.1	0.26
	Total Petroleum Hydrocarbons	mg/kg	35		-	-	-	-	-	-	-
BTEX and MTBE	Benzene	mg/kg	0.009	72	<0.009	<0.009	<0.09	<0.009	<0.009	<0.009	<0.009
	Toluene	mg/kg	0.007	56000	<0.007	<0.007	<0.07	<0.007	<0.007	<0.007	<0.007
	Ethylbenzene	mg/kg	0.004	24000	0.00705	<0.004	<0.04	<0.004	<0.004	<0.004	<0.004
	Xylene (m & p)	mg/kg	0.01	41000[#2]	<0.01	<0.01	<0.1	<0.01	<0.01	<0.01	<0.01
	Xylene (o)	mg/kg	0.01	41000	<0.01	<0.01	<0.1	<0.01	<0.01	<0.01	<0.01
	Xylene Total	mg/kg	0.02		-	-	-	-	-	-	-
	MTBE	mg/kg	0.01		<0.01	<0.01	<0.1	<0.01	<0.01	<0.01	<0.01
	Total BTEX	mg/kg	0.04		<0.04	<0.04	<0.4	<0.04	<0.04	<0.04	<0.04
VOC	Styrene	mg/kg	0.01		-	-	-	-	-	-	-
	cis-1,3-dichloropropene	mg/kg	0.01		-	-	-	-	-	-	-
	trans-1,3-dichloropropene	mg/kg	0.01		-	-	-	-	-	-	-
	1,1,1,2-tetrachloroethane	mg/kg	0.01	1400	-	-	-	-	-	-	-
	1,1,1-trichloroethane	mg/kg	0.007	140000	-	-	-	-	-	-	-
	1,1,2,2-tetrachloroethane	mg/kg	0.01	1400	-	-	-	-	-	-	-
	1,1,2-trichloroethane	mg/kg	0.01		-	-	-	-	-	-	-
	1,1-dichloroethane	mg/kg	0.008		-	-	-	-	-	-	-
	1,1-dichloroethene	mg/kg	0.01		-	-	-	-	-	-	-
	1,1-dichloropropene	mg/kg	0.01		-	-	-	-	-	-	-
	1,2,3-trichloropropane	mg/kg	0.016		-	-	-	-	-	-	-
	1,2,4-trimethylbenzene	mg/kg	0.009		-	-	-	-	-	-	-
	1,2-dibromo-3-chloropropane	mg/kg	0.014		-	-	-	-	-	-	-
	1,2-dibromoethane	mg/kg	0.01		-	-	-	-	-	-	-
	1,2-dichloroethane	mg/kg	0.005	29	-	-	-	-	-	-	-
	1,2-dichloropropane	mg/kg	0.01		-	-	-	-	-	-	-
	1,3,5-trimethylbenzene	mg/kg	0.008		-	-	-	-	-	-	-
	1,3-dichloropropane	mg/kg	0.007		-	-	-	-	-	-	-
	2,2-dichloropropane	mg/kg	0.01		-	-	-	-	-	-	-
	2-chlorotoluene	mg/kg	0.009		-	-	-	-	-	-	-
	4-chlorotoluene	mg/kg	0.01		-	-	-	-	-	-	-
	Bromobenzene	mg/kg	0.01		-	-	-	-	-	-	-
	Bromochloromethane	mg/kg	0.01		-	-	-	-	-	-	-
	Bromodichloromethane	mg/kg	0.007		-	-	-	-	-	-	-
	Bromoform	mg/kg	0.01		-	-	-	-	-	-	-
	Bromomethane	mg/kg	0.01		-	-	-	-	-	-	-
	Carbon disulfide	mg/kg	0.007	11000	-	-	-	-	-	-	-
	Carbon tetrachloride	mg/kg	0.01	890	-	-	-	-	-	-	-
	Chlorodibromomethane	mg/kg	0.01		-	-	-	-	-	-	-
	Chloroethane	mg/kg	0.01		-	-	-	-	-	-	-
	Chloroform	mg/kg	0.008	2500	-	-	-	-	-	-	-
	Chloromethane	mg/kg	0.007		-	-	-	-	-	-	-
	cis-1,2-dichloroethene	mg/kg	0.006		-	-	-	-	-	-	-
	Dibromomethane	mg/kg	0.009		-	-	-	-	-	-	-
	Dichlorodifluoromethane	mg/kg	0.006		-	-	-	-	-	-	-
	Dichloromethane	mg/kg	0.01		-	-	-	-	-	-	-
	Isopropylbenzene	mg/kg	0.005		-	-	-	-	-	-	-
	n-butylbenzene	mg/kg	0.011		-	-	-	-	-	-	-
	n-propylbenzene	mg/kg	0.01		-	-	-	-	-	-	-
	p-isopropyltoluene	mg/kg	0.01		-	-	-	-	-	-	-
	sec-butylbenzene	mg/kg	0.01		-	-	-	-	-	-	-
	Trichloroethene	mg/kg	0.009	120	-	-	-	-	-	-	-
	tert-butylbenzene	mg/kg	0.014		-	-	-	-	-	-	-
	Tetrachloroethene	mg/kg	0.005	1400	-	-	-	-	-	-	-
	trans-1,2-dichloroethene	mg/kg	0.01		-	-	-	-	-	-	-
	Trichlorofluoromethane	mg/kg	0.006		-	-	-	-	-	-	-
	Vinyl chloride	mg/kg	0.006	3.5	-	-	-	-	-	-	-
	tert-Amyl methyl ether	mg/kg	0.01		-	-	-	-	-	-	-
VOC/SVOC	1,2,3-trichlorobenzene	mg/kg	0.02	1800	-	-	-	-	-	-	-
	1,2,4-trichlorobenzene	mg/kg	0.02	15000	-	-	-	-	-	-	-
	1,2-dichlorobenzene	mg/kg	0.01	90000	-	-	-	-	-	-	-
	1,3,5-Trichlorobenzene	mg/kg	0.02	1700	-	-	-	-	-	-	-
	1,3-dichlorobenzene	mg/kg	0.008	300	-	-	-	-	-	-	-
	1,4-dichlorobenzene	mg/kg	0.005	17000	-	-	-	-	-	-	-

				Location Code	BH01014	BH01014	BH01015	BH01015	BH01015	BH01018	BH01018
				Sample Depth Range	1.7-1.8	3.5-3.6	0.05-0.05	4.5-4.6	7-7.1	0.1-0.3	4.3-4.4
				Sampled Date Time	25/10/2019	25/10/2019	22/07/2019	24/07/2019	24/07/2019	30/07/2019	31/07/2019
				LQM S4UL Public Open Space (POS) Residential - 1% SOM (GAC)							
Chem Group	ChemName	output unit	EQL								
	Chlorobenzene	mg/kg	0.005	11000	-	-	-	-	-	-	-
	Hexachlorobutadiene	mg/kg	0.02	25	-	-	-	-	-	-	-
SVOC	4-bromophenyl phenyl ether	mg/kg	0.1		-	-	-	-	-	-	-
	4-nitroaniline	mg/kg	0.1		-	-	-	-	-	-	-
	4-nitrophenol	mg/kg	0.1		-	-	-	-	-	-	-
	2,4,5-trichlorophenol	mg/kg	0.1		-	-	-	-	-	-	-
	2,4,6-trichlorophenol	mg/kg	0.1		-	-	-	-	-	-	-
	2,4-dichlorophenol	mg/kg	0.1		-	-	-	-	-	-	-
	2,4-dimethylphenol	mg/kg	0.1		-	-	-	-	-	-	-
	2,4-dinitrotoluene	mg/kg	0.1		-	-	-	-	-	-	-
	2,6-dinitrotoluene	mg/kg	0.1		-	-	-	-	-	-	-
	2-chloronaphthalene	mg/kg	0.1		-	-	-	-	-	-	-
	2-chlorophenol	mg/kg	0.1		-	-	-	-	-	-	-
	2-methylnaphthalene	mg/kg	0.1		-	-	-	-	-	-	-
	2-methylphenol	mg/kg	0.1		-	-	-	-	-	-	-
	2-nitroaniline	mg/kg	0.1		-	-	-	-	-	-	-
	2-nitrophenol	mg/kg	0.1		-	-	-	-	-	-	-
	3-nitroaniline	mg/kg	0.1		-	-	-	-	-	-	-
	4-chloro-3-methylphenol	mg/kg	0.1		-	-	-	-	-	-	-
	4-chloroaniline	mg/kg	0.1		-	-	-	-	-	-	-
	4-chlorophenyl phenyl ether	mg/kg	0.1		-	-	-	-	-	-	-
	4-methylphenol	mg/kg	0.1		-	-	-	-	-	-	-
	Azobenzene	mg/kg	0.1		-	-	-	-	-	-	-
	Bis(2-chloroethoxy) methane	mg/kg	0.1		-	-	-	-	-	-	-
	Bis(2-chloroethyl)ether	mg/kg	0.1		-	-	-	-	-	-	-
	Bis(2-chloroisopropyl) ether	mg/kg	0.1		-	-	-	-	-	-	-
	Bis(2-ethylhexyl) phthalate	mg/kg	0.1		-	-	-	-	-	-	-
	Butyl benzyl phthalate	mg/kg	0.1		-	-	-	-	-	-	-
	Carbazole	mg/kg	0.1		-	-	-	-	-	-	-
	Dibenzofuran	mg/kg	0.1		-	-	-	-	-	-	-
	Diethylphthalate	mg/kg	0.1		-	-	-	-	-	-	-
	Dimethyl phthalate	mg/kg	0.1		-	-	-	-	-	-	-
	Di-n-butyl phthalate	mg/kg	0.1		-	-	-	-	-	-	-
	Di-n-octyl phthalate	mg/kg	0.1		-	-	-	-	-	-	-
	Hexachlorobenzene	mg/kg	0.05	16	-	-	-	-	-	-	-
	Hexachlorocyclopentadiene	mg/kg	0.1		-	-	-	-	-	-	-
	Hexachloroethane	mg/kg	0.1		-	-	-	-	-	-	-
	Isophorone	mg/kg	0.1		-	-	-	-	-	-	-
	Nitrobenzene	mg/kg	0.1		-	-	-	-	-	-	-
	N-nitrosodi-n-propylamine	mg/kg	0.1		-	-	-	-	-	-	-
	Pentachloronitrobenzene	mg/kg	0.05		-	-	-	-	-	-	-
	Pentachlorophenol	mg/kg	0.1	60	-	-	-	-	-	-	-
PCB	Heptachlorobiphenyl, 2,3,3,4,4,5,5- (PCB 189)	mg/kg	0.003		-	-	-	-	-	-	-
	Hexachlorobiphenyl, 2,3,3,4,4,5- (PCB 156)	mg/kg	0.003		-	-	-	-	-	-	-
	Hexachlorobiphenyl, 2,3,3,4,4,5- (PCB 157)	mg/kg	0.003		-	-	-	-	-	-	-
	Hexachlorobiphenyl, 2,3,4,4,5,5- (PCB 167)	mg/kg	0.003		-	-	-	-	-	-	-
	Hexachlorobiphenyl, 3,3,4,4,5,5- (PCB 169)	mg/kg	0.003		-	-	-	-	-	-	-
	PCB 101	mg/kg	0.003		-	-	-	-	-	-	-
	PCB 118	mg/kg	0.003		-	-	-	-	-	-	-
	PCB 138	mg/kg	0.003		-	-	-	-	-	-	-
	PCB 153	mg/kg	0.003		-	-	-	-	-	-	-
	PCB 180	mg/kg	0.003		-	-	-	-	-	-	-
	PCB 28	mg/kg	0.003		-	-	-	-	-	-	-
	PCB 52	mg/kg	0.003		-	-	-	-	-	-	-
	Pentachlorobiphenyl, 2,3,3,4,4- (PCB 105)	mg/kg	0.003		-	-	-	-	-	-	-
	Pentachlorobiphenyl, 2,3,4,4,5- (PCB 114)	mg/kg	0.003		-	-	-	-	-	-	-
	Pentachlorobiphenyl, 2,3,4,4,5- (PCB 123)	mg/kg	0.003		-	-	-	-	-	-	-
	Pentachlorobiphenyl, 3,3,4,4,5- (PCB 126)	mg/kg	0.003		-	-	-	-	-	-	-
	Tetrachlorobiphenyl, 3,3,4,4- (PCB 77)	mg/kg	0.003		-	-	-	-	-	-	-
	Tetrachlorobiphenyl, 3,4,4,5- (PCB 81)	mg/kg	0.003		-	-	-	-	-	-	-
	Total PCB 7 Congeners	mg/kg	0.021		-	-	-	-	-	-	-
	Total PCB WHO 12	mg/kg	0.036		-	-	-	-	-	-	-
Phenolics	Xylenols	mg/kg	0.015		<0.015	<0.015	<0.015	<0.015	<0.015	<0.015	<0.015
	Cresol Total	mg/kg	0.01		<0.01	<0.01	0.0121	<0.01	<0.01	<0.01	<0.01
	Phenol	mg/kg	0.01	(dir)760[#8]	<0.01	<0.01	<0.01	<0.01	<0.01	<0.01	<0.01
	Phenols Monohydric	mg/kg	0.035		<0.035	<0.035	<0.035	<0.035	<0.035	<0.035	<0.035
Organotins	Dibutyltin	mg/kg			-	-	-	-	-	-	-
	Monophenyltin	mg/kg			-	-	-	-	-	-	-
	Diphenyltin	mg/kg			-	-	-	-	-	-	-
	Monobutyltin	mg/kg			-	-	-	-	-	-	-
	Tetrabutyltin	mg/kg			-	-	-	-	-	-	-
	Tributyltin	mg/kg			-	-	-	-	-	-	-
	Triphenyltin	mg/kg			-	-	-	-	-	-	-
Pesticides	Heptachlor epoxide	mg/kg	0.05		-	-	-	-	-	-	-
	Tecnazene	mg/kg	0.05		-	-	-	-	-	-	-
	2,4,5-TP (Silvex)	mg/kg			-	-	-	-	-	-	-
	Hedonal	mg/kg			-	-	-	-	-	-	-

				Location_Code	BH01014	BH01014	BH01015	BH01015	BH01015	BH01018	BH01018
				Sample_Depth_Range	1.7-1.8	3.5-3.6	0.05-0.05	4.5-4.6	7-7.1	0.1-0.3	4.3-4.4
				Sampled_Date_Time	25/10/2019	25/10/2019	22/07/2019	24/07/2019	24/07/2019	30/07/2019	31/07/2019
				LQM S4UL Public Open Space (POS) Residential - 1% SOM (GAC)							
Chem_Group	ChemName	output unit	EQL								
	2,4-DDT	mg/kg	0.05		-	-	-	-	-	-	-
	2,4-Dichlorprop	mg/kg			-	-	-	-	-	-	-
	4-(2,4-Dichlorophenoxy)butyric Acid (2,4-DB)	mg/kg			-	-	-	-	-	-	-
	4,4-DDE	mg/kg	0.05		-	-	-	-	-	-	-
	a-BHC	mg/kg	0.05	24	-	-	-	-	-	-	-
	Aldrin	mg/kg	0.05	18	-	-	-	-	-	-	-
	Atrazine	mg/kg	0.05	1200	-	-	-	-	-	-	-
	Azinophos methyl	mg/kg	0.05		-	-	-	-	-	-	-
	b-BHC	mg/kg	0.05	8.1	-	-	-	-	-	-	-
	Bentazone	mg/kg			-	-	-	-	-	-	-
	Chlordane (cis)	mg/kg	0.05		-	-	-	-	-	-	-
	Chlordane (trans)	mg/kg	0.05		-	-	-	-	-	-	-
	Chlorfenvinphos	mg/kg	0.05		-	-	-	-	-	-	-
	Chlorotoluron	mg/kg			-	-	-	-	-	-	-
	Chlorpyrifos-methyl	mg/kg	0.05		-	-	-	-	-	-	-
	Cyanazine	mg/kg			-	-	-	-	-	-	-
	d-BHC	mg/kg	0.05		-	-	-	-	-	-	-
	DDD	mg/kg	0.05		-	-	-	-	-	-	-
	DDT	mg/kg	0.05		-	-	-	-	-	-	-
	Chlorothalonil	mg/kg	0.05		-	-	-	-	-	-	-
	Diazinon	mg/kg	0.05		-	-	-	-	-	-	-
	Dichlorvos	mg/kg	0.05	16	-	-	-	-	-	-	-
	Dieldrin	mg/kg	0.05	18	-	-	-	-	-	-	-
	Dimethoate	mg/kg	0.05		-	-	-	-	-	-	-
	Disulfoton	mg/kg	0.05		-	-	-	-	-	-	-
	Diuron	mg/kg			-	-	-	-	-	-	-
	Endosulfan I	mg/kg	0.05	1200	-	-	-	-	-	-	-
	Endosulfan II	mg/kg	0.05		-	-	-	-	-	-	-
	Endosulfan sulphate	mg/kg	0.05		-	-	-	-	-	-	-
	Endrin	mg/kg	0.05		-	-	-	-	-	-	-
	Fenitrothion	mg/kg	0.05		-	-	-	-	-	-	-
	Fenthion	mg/kg	0.05		-	-	-	-	-	-	-
	Fluroxypyr	mg/kg			-	-	-	-	-	-	-
	g-BHC (Lindane)	mg/kg	0.05	8.2	-	-	-	-	-	-	-
	Heptachlor	mg/kg	0.05		-	-	-	-	-	-	-
	Isodrin	mg/kg	0.05		-	-	-	-	-	-	-
	Isoproturon	mg/kg			-	-	-	-	-	-	-
	Linuron	mg/kg			-	-	-	-	-	-	-
	Malathion	mg/kg	0.05		-	-	-	-	-	-	-
	2-Methyl-4-chlorophenoxyacetic acid	mg/kg			-	-	-	-	-	-	-
	2-Methyl-4-Chlorophenoxy Butanoic Acid	mg/kg			-	-	-	-	-	-	-
	Mecoprop	mg/kg			-	-	-	-	-	-	-
	Methoxychlor	mg/kg	0.05		-	-	-	-	-	-	-
	Methyl parathion	mg/kg	0.05		-	-	-	-	-	-	-
	Mevinphos (Phosdrin)	mg/kg	0.05		-	-	-	-	-	-	-
	Nitroquanidine	mg/kg			-	-	-	-	-	-	-
	o,p-DDD	mg/kg	0.05		-	-	-	-	-	-	-
	o,p'-DDE	mg/kg	0.05		-	-	-	-	-	-	-
	o,p-Methoxychlor	mg/kg	0.05		-	-	-	-	-	-	-
	Parathion	mg/kg	0.05		-	-	-	-	-	-	-
	Pendimethalin	mg/kg	0.05		-	-	-	-	-	-	-
	Permethrin	mg/kg	0.05		-	-	-	-	-	-	-

				Location Code	BH01014	BH01014	BH01015	BH01015	BH01015	BH01018	BH01018
				Sample Depth Range	1.7-1.8	3.5-3.6	0.05-0.05	4.5-4.6	7-7.1	0.1-0.3	4.3-4.4
				Sampled Date Time	25/10/2019	25/10/2019	22/07/2019	24/07/2019	24/07/2019	30/07/2019	31/07/2019
				LQM S4UL Public Open Space (POS) Residential - 1% SOM (GAC)							
Chem Group	ChemName	output unit	EQL								
	Permethrin II	mg/kg	0.05		-	-	-	-	-	-	-
	Phorate	mg/kg	0.05		-	-	-	-	-	-	-
	Prometryn	mg/kg	0.05		-	-	-	-	-	-	-
	Pronamide	mg/kg	0.05		-	-	-	-	-	-	-
	Propazine	mg/kg	0.05		-	-	-	-	-	-	-
	Simazine	mg/kg	0.05		-	-	-	-	-	-	-
	Terbutryn	mg/kg	0.05		-	-	-	-	-	-	-
	Terbutylazine	mg/kg	0.05		-	-	-	-	-	-	-
	Triadimefon	mg/kg	0.05		-	-	-	-	-	-	-
	Triallate	mg/kg	0.05		-	-	-	-	-	-	-
	Triclopyr	mg/kg			-	-	-	-	-	-	-
	Trifluralin	mg/kg	0.05		-	-	-	-	-	-	-
	Telodrin	mg/kg	0.05		-	-	-	-	-	-	-
Radionuclides	Caesium-137	Bq/kg	1.4		-	-	-	-	-	-	-
	Protactinium-234m	Bq/kg	140		-	-	-	-	-	-	-
	Americium-241	Bq/g	0.0022		-	-	-	-	-	-	-
	Beryllium-7	Bq/g	0.016		-	-	-	-	-	-	-
	Cobalt-60	Bq/g	0.0015		-	-	-	-	-	-	-
	Gross alpha	Bq/kg	54		-	-	-	-	-	-	-
	Gross beta	Bq/kg	87		-	-	-	-	-	-	-
	Lead-210	Bq/kg	22		-	-	-	-	-	-	-
	Potassium-40	Bq/kg	2		-	-	-	-	-	-	-
	Radium -224	Bq/g	0.022		-	-	-	-	-	-	-
	Radium-226	Bq/g	0.0005		-	-	-	-	-	-	-
	Thorium-228	Bq/g	0.0005		-	-	-	-	-	-	-
	Thorium-230	Bq/g	0.0005		-	-	-	-	-	-	-
	Thorium-232	Bq/g	0.0005		-	-	-	-	-	-	-
	Thorium-234	Bq/g	0.025		-	-	-	-	-	-	-
	Uranium-234	Bq/g	0.0005		-	-	-	-	-	-	-
	Uranium-235	Bq/g	0.0005		-	-	-	-	-	-	-
SVOC TIC	SVOC TICS - Detect	Detect			-	-	-	-	-	-	-
	SVOC Tentatively Identified Compounds	mg/kg	0.1		-	-	-	-	-	-	-
VOC TIC	VOC Tentatively Identified Compounds	mg/kg	0.05		-	-	-	-	-	-	-
Explosives	2,2,4,4,6,6-Hexanitrostilbene	mg/kg			-	-	-	-	-	-	-
	2,4,6-Trinitrotoluene (TNT)	mg/kg		130	-	-	-	-	-	-	-
	2,4,6-trinitrophenyl	mg/kg			-	-	-	-	-	-	-
	HMX	mg/kg		13000	-	-	-	-	-	-	-
	Ethylene glycol dinitrate	mg/kg			-	-	-	-	-	-	-
	Nitrocellulose (12% N)	mg/kg			-	-	-	-	-	-	-
	Nitroglycerine	mg/kg			-	-	-	-	-	-	-
	PETN	mg/kg			-	-	-	-	-	-	-
	RDX	mg/kg		26000	-	-	-	-	-	-	-
	Tetryl	mg/kg			-	-	-	-	-	-	-
NA	Actinium-228	Bq/kg	2		-	-	-	-	-	-	-
	Caesium-134	Bq/kg	1.7		-	-	-	-	-	-	-
	Bismuth-212	Bq/kg	19		-	-	-	-	-	-	-
	Bismuth-214	Bq/kg	2		-	-	-	-	-	-	-
	Lead-212	Bq/kg	2		-	-	-	-	-	-	-
	Lead-214	Bq/kg	2		-	-	-	-	-	-	-
	Thallium-208	Bq/kg	2		-	-	-	-	-	-	-
Other	Temperature	°C			15.3	18.7	11.9	20.5	20.4	21	21.5
	Conductivity @ 20oC	uS/cm	14		408 - 493	231 - 246	191 - 216	127	152	98.9 - 123	147 - 149
	Organic Matter	%	0.35		-	-	-	-	-	-	-
	Moisture Content (dried @35oC)	%			11	21	17	17	21	16	27
	pH (Lab)	pH Units	1		8.23 - 8.63	8.08 - 8.8	6.85 - 7.77	8 - 8.23	8.17 - 9.03	6.11 - 7.8	8.18 - 8.72
	Total Organic Carbon	%	0.2		0.552	<0.2	1.38	<0.2	<0.2	1.02	<0.2

Environmental Standards Comments
#1:GAC is only presented as speciated chromium. 7.7mg/kg is used for hexavalent. If hexavalent chromium (CrVI) data is available, a value of 1,500mg/kg may be appropriate for the remaining trivalent chromium (CrIII).
#2:C4SL for lead adopted
#3:GAC only presented as speciated mercury. 16mg/kg is used for elemental mercury. If the CSM indicates that elemental mercury is not a CoC and mercury is present in an inorganic form, a value of 120mg/kg for inorganic mercury may be appropriate
#4:Updated S4UL for nickel
#5:S4UL exceeds solubility saturation limit
#6:Criteria derived for Ali>C16-C35 split between Ali>C16-21 & Ali>C21-35. Requires summation of fractions to use Ali>C16-C35 criteria.
#7:Criteria presented is for p-xylene. A separate value is presented for o-xylene.
#8:S4UL based on a threshold protective of direct skin contact with phenol

Key

<0.6	Result MDL exceeds GAC
27.8	Result exceeds GAC

Notes
Where a range is given a determinand has been analysed for by more than one method

				Location_Code	BH01019	BH01019	BH01020	BH01020	BH01021	BH01021	BH01022
				Sample_Depth_Range	0.4-0.6	0.4-0.6	0.05-0.05	6-6.1	1-1.2	4.05-4.2	0.05-0.05
				Sampled_Date_Time	05/08/2019	23/08/2019	26/07/2019	31/07/2019	08/08/2019	14/08/2019	26/07/2019
				LQM S4UL Public Open Space (POS) Residential - 1% SOM (GAC)							
Chem_Group	**ChemName**	**output unit**	**EQL**								
Metals	Antimony	mg/kg	0.6		-	-	-	-	-	-	-
	Arsenic	mg/kg	0.6	79	4.52	-	8.89	5.63	10.7	<0.6	7.41
	Barium	mg/kg	0.6		-	-	-	-	-	-	-
	Beryllium	mg/kg	0.01	2.2	-	-	-	-	-	-	-
	Boron	mg/kg	1	21000	<1	-	1.26	<1	<1	<1	<1
	Cadmium	mg/kg	0.02	120	0.111	-	0.419	<0.02	0.0627	0.328	0.586
	Chromium (hexavalent)	mg/kg	0.6	7.7	<0.6	-	<0.6	<0.6	<0.6	<0.6	<0.6
	Chromium	mg/kg	0.9	[#1]	16.5	-	36	127	84.2	1.03	40
	Copper	mg/kg	1.4	12000	4.83	-	13.5	15	7.84	1.67	13.1
	Lead	mg/kg	0.7	630[#2]	8.88	-	31.8	3.7	12.5	<0.7	34
	Mercury	mg/kg	0.14	[#3]	<0.14	-	<0.14	<0.14	<0.14	<0.14	<0.14
	Molybdenum	mg/kg	0.1		-	-	-	-	-	-	-
	Nickel	mg/kg	0.2	230[#4]	7.38	-	15.6	22	21.9	1.74	24.2
	Selenium	mg/kg	1	1100	<1	-	<1	<1	<1	<1	<1
	Vanadium	mg/kg	0.2	2000	-	-	-	-	-	-	-
	Zinc	mg/kg	1.9	81000	26.9	-	66.3	112	70.9	10.5	101
Asbestos	Anthophyllite	Detect			0	-	0	0	0	0	0
	Asbestos Analysts Comments	-			-	-	-	-	-	-	-
	Asbestos PCOM Quantification	%	0.001		-	-	-	-	-	-	-
	Asbestos Quantification Total	%	0.001		-	-	-	-	-	-	-
	Asbestos: Actinolite	Detect			0	-	0	0	0	0	0
	Additional Asbestos Components (Using TM048)	Comment			-	-	-	-	-	-	-
	Crocidolite Asbestos	Detect			0	-	0	0	0	0	0
	Asbestos Gravimetric Quantification	%	0.001		-	-	-	-	-	-	-
	Chrysotile Asbestos	Detect			0	-	0	0	0	0	0
	Amosite Asbestos	Detect			0	-	0	0	0	0	0
	Non-Asbestos Fibre	Detect			0	-	0	0	0	0	0
	Tremolite	Detect			0	-	0	0	0	0	0
Inorganics	Alkalinity (total) as CaCO3	mg/kg	10		-	-	-	-	-	-	-
	Ammoniacal Nitrogen as N	mg/kg	12		-	-	-	-	-	-	-
	Cyanide (Free)	mg/kg	1		<1	<1	<1	<1	<1	<1	<1
	Cyanide Total	mg/kg	1		<1	<1	<1	<1	<1	<1	<1
	cyanides-complex	mg/kg	1		<1	-	<1	<1	<1	<1	<1
	Nitrite (as N)	mg/kg	0.03		-	-	-	-	-	-	-
	Sulphate	mg/kg	200		-	-	-	-	-	-	-
PAH	Naphthalene	mg/kg	0.009	4900	<0.009	<0.009	<0.009	<0.009	<0.009	<0.009	<0.009
	Acenaphthene	mg/kg	0.008	15000	<0.008	<0.008	0.0189	<0.008	<0.008	<0.008	<0.008
	Acenaphthylene	mg/kg	0.012	15000	<0.012	<0.012	0.0291	<0.012	<0.012	<0.012	0.0242
	Fluoranthene	mg/kg	0.017	3100	<0.017	0.221	0.487	<0.017	<0.017	<0.017	0.37
	Anthracene	mg/kg	0.016	74000	<0.016	<0.016	0.0384	<0.016	<0.016	<0.016	0.0269
	Phenanthrene	mg/kg	0.015	3100	<0.015	0.0756	0.2	<0.015	<0.015	<0.015	0.134
	Fluorene	mg/kg	0.01	9900	<0.01	<0.01	0.0133	<0.01	<0.01	<0.01	<0.01
	Chrysene	mg/kg	0.01	57	<0.01	0.106	0.192	<0.01	<0.01	<0.01	0.142
	Pyrene	mg/kg	0.015	7400	<0.015	0.185	0.389	<0.015	<0.015	<0.015	0.299
	Benzo(a)anthracene	mg/kg	0.014	29	<0.014	0.094	0.18	<0.014	<0.014	<0.014	0.158
	Benzo(b)fluoranthene	mg/kg	0.015	7.1	<0.015	0.141	0.338	<0.015	<0.015	<0.015	0.257
	Benzo(k)fluoranthene	mg/kg	0.014	190	<0.014	0.0679	0.113	<0.014	<0.014	<0.014	0.0968
	Benzo(a)pyrene	mg/kg	0.015	5.7	<0.015	0.115	0.206	<0.015	<0.015	<0.015	0.18
	Dibenz(a,h)anthracene	mg/kg	0.023	0.57	<0.023	<0.023	0.0285	<0.023	<0.023	<0.023	0.026
	Benzo(g,h,i)perylene	mg/kg	0.024	640	<0.024	0.103	0.171	<0.024	<0.024	<0.024	0.156
	Indeno(1,2,3-c,d)pyrene	mg/kg	0.018	82	<0.018	0.111	0.171	<0.018	<0.018	<0.018	0.189
	PAH 16 Total	mg/kg	0.118		<0.118	1.22	2.58	<0.118	<0.118	<0.118	2.06
TPH CWG	>C5-C6 Aliphatics	mg/kg	0.01	(sol)570000[#5]	-	<0.01	-	-	-	-	-
	>C6-C8 Aliphatics	mg/kg	0.01	600000	-	<0.01	-	-	-	-	-
	>C10-C44 Aliphatics	mg/kg	5		-	-	-	-	-	-	-
	>C10-C44 Aliphatics/Aromatics	mg/kg	10		-	-	-	-	-	-	-
	>C8-C10 Aliphatics	mg/kg	0.01	13000	-	<0.01	-	-	-	-	-
	>C10-C12 Aliphatics	mg/kg	0.01	13000	-	<0.01	-	-	-	-	-
	>C12-C16 Aliphatics	mg/kg	0.1	13000	-	<0.1	-	-	-	-	-
	>C16-C21 Aliphatics	mg/kg	0.1	125000[#6]	-	<0.1	-	-	-	-	-
	>C21-C35 Aliphatics	mg/kg	0.1	125000[#6]	-	3.77	-	-	-	-	-
	>C35-C44 Aliphatics	mg/kg	0.1	250000	-	<0.1	-	-	-	-	-
	>C5-C10 Aliphatics	mg/kg	0.05		-	-	-	-	-	-	-
	Total Aliphatics >C12-C44	mg/kg	0.1		-	3.77	-	-	-	-	-
	>EC5-EC10 Aromatics	mg/kg	0.05		-	-	-	-	-	-	-
	>EC6-EC7 Aromatics	mg/kg	0.01		-	<0.01	-	-	-	-	-
	>EC7-EC8 Aromatics	mg/kg	0.01	56000	-	<0.01	-	-	-	-	-
	>EC8-EC10 Aromatics	mg/kg	0.01	5000	-	<0.01	-	-	-	-	-
	>EC10-EC12 Aromatics	mg/kg	0.01	5000	-	<0.01	-	-	-	-	-
	>EC10-EC44 Aromatics	mg/kg	5		-	-	-	-	-	-	-
	>EC12-EC16 Aromatics	mg/kg	0.1	5100	-	<0.1	-	-	-	-	-
	>EC16-EC21 Aromatics	mg/kg	0.1	3800	-	1.32	-	-	-	-	-
	>EC21-EC35 Aromatics	mg/kg	0.1	3800	-	14.2	-	-	-	-	-
	>EC35-EC44 Aromatics	mg/kg	0.1	3800	-	1.17	-	-	-	-	-
	>EC40-EC44 Aromatics	mg/kg	0.1		-	<0.1	-	-	-	-	-
	>EC12-EC44 Aromatics	mg/kg	0.1		-	16.7	-	-	-	-	-
	TPH Aliphatics & Aromatics >C5-44	mg/kg	0.1		-	20.5	-	-	-	-	-
TPH	>C5-C6	mg/kg	0.02		<0.02	-	<0.02	<0.02	<0.02	<0.02	<0.02

				Location Code	BH01019	BH01019	BH01020	BH01020	BH01021	BH01021	BH01022
				Sample Depth Range	0.4-0.6	0.4-0.6	0.05-0.05	6-6.1	1-1.2	4.05-4.2	0.05-0.05
				Sampled Date Time	05/08/2019	23/08/2019	26/07/2019	31/07/2019	08/08/2019	14/08/2019	26/07/2019
			LQM S4UL Public Open Space (POS) Residential - 1% SOM (GAC)								
Chem_Group	**ChemName**	**output unit**	**EQL**								
	>C6-C7	mg/kg	0.02		<0.02	-	<0.02	<0.02	<0.02	<0.02	<0.02
	>C7-C8	mg/kg	0.02		<0.02	-	<0.02	<0.02	<0.02	<0.02	<0.02
	>C8-C10	mg/kg	0.02		<0.02	-	<0.02	<0.02	<0.02	<0.02	<0.02
	>C10-C12	mg/kg	0.02		<0.02	-	<0.02	<0.02	<0.02	<0.02	<0.02
	>C12-C16	mg/kg	35		<35	-	<35	<35	<35	<35	<35
	>C16-C21	mg/kg	35		<35	-	<35	<35	<35	<35	<35
	>C21-C28	mg/kg	35		<35	-	<35	<35	<35	<35	<35
	>C28-C35	mg/kg	35		<35	-	48.6	<35	<35	<35	<35
	>C35-C40	mg/kg	35		<35	-	<35	<35	<35	<35	<35
	GRO >C5-10	mg/kg	0.02		-	-	-	-	-	-	-
	TPH >C6-C40	mg/kg	10		-	-	-	-	-	-	-
	EPH>C5-40	mg/kg	35		<35	-	90.5	<35	<35	<35	38.9
	EPH >C10-40	mg/kg	35		<35	-	90.5	<35	<35	<35	38.9
	GRO >C5-12	mg/kg	0.1		<0.1	<0.1	<0.1	<0.1	<0.1	<0.1	<0.1
	Total Petroleum Hydrocarbons	mg/kg	35		-	-	-	-	-	-	-
BTEX and MTBE	Benzene	mg/kg	0.009	72	<0.009	<0.009	<0.18	<0.009	<0.009	<0.009	<0.009
	Toluene	mg/kg	0.007	56000	<0.007	<0.007	<0.14	<0.007	<0.007	<0.007	<0.007
	Ethylbenzene	mg/kg	0.004	24000	<0.004	<0.004	<0.08	<0.004	<0.004	<0.004	<0.004
	Xylene (m & p)	mg/kg	0.01	41000[#7]	<0.01	<0.01	<0.2	<0.01	<0.01	<0.01	<0.01
	Xylene (o)	mg/kg	0.01	41000	<0.01	<0.01	<0.2	<0.01	<0.01	<0.01	<0.01
	Xylene Total	mg/kg	0.02		-	<0.02	-	-	-	-	-
	MTBE	mg/kg	0.01		<0.01	<0.01	<0.2	<0.01	<0.01	<0.01	<0.01
	Total BTEX	mg/kg	0.04		<0.04	<0.04	<0.8	<0.04	<0.04	<0.04	<0.04
VOC	Styrene	mg/kg	0.01		-	-	-	-	-	-	-
	cis-1,3-dichloropropene	mg/kg	0.01		-	-	-	-	-	-	-
	trans-1,3-dichloropropene	mg/kg	0.01		-	-	-	-	-	-	-
	1,1,1,2-tetrachloroethane	mg/kg	0.01	1400	-	-	-	-	-	-	-
	1,1,1-trichloroethane	mg/kg	0.007	140000	-	-	-	-	-	-	-
	1,1,2,2-tetrachloroethane	mg/kg	0.01	1400	-	-	-	-	-	-	-
	1,1,2-trichloroethane	mg/kg	0.01		-	-	-	-	-	-	-
	1,1-dichloroethane	mg/kg	0.008		-	-	-	-	-	-	-
	1,1-dichloroethene	mg/kg	0.01		-	-	-	-	-	-	-
	1,1-dichloropropene	mg/kg	0.01		-	-	-	-	-	-	-
	1,2,3-trichloropropane	mg/kg	0.016		-	-	-	-	-	-	-
	1,2,4-trimethylbenzene	mg/kg	0.009		-	-	-	-	-	-	-
	1,2-dibromo-3-chloropropane	mg/kg	0.014		-	-	-	-	-	-	-
	1,2-dibromoethane	mg/kg	0.01		-	-	-	-	-	-	-
	1,2-dichloroethane	mg/kg	0.005	29	-	-	-	-	-	-	-
	1,2-dichloropropane	mg/kg	0.01		-	-	-	-	-	-	-
	1,3,5-trimethylbenzene	mg/kg	0.008		-	-	-	-	-	-	-
	1,3-dichloropropane	mg/kg	0.007		-	-	-	-	-	-	-
	2,2-dichloropropane	mg/kg	0.01		-	-	-	-	-	-	-
	2-chlorotoluene	mg/kg	0.009		-	-	-	-	-	-	-
	4-chlorotoluene	mg/kg	0.01		-	-	-	-	-	-	-
	Bromobenzene	mg/kg	0.01		-	-	-	-	-	-	-
	Bromochloromethane	mg/kg	0.01		-	-	-	-	-	-	-
	Bromodichloromethane	mg/kg	0.007		-	-	-	-	-	-	-
	Bromoform	mg/kg	0.01		-	-	-	-	-	-	-
	Bromomethane	mg/kg	0.01		-	-	-	-	-	-	-
	Carbon disulfide	mg/kg	0.007	11000	-	-	-	-	-	-	-
	Carbon tetrachloride	mg/kg	0.01	890	-	-	-	-	-	-	-
	Chlorodibromomethane	mg/kg	0.01		-	-	-	-	-	-	-
	Chloroethane	mg/kg	0.01		-	-	-	-	-	-	-
	Chloroform	mg/kg	0.008	2500	-	-	-	-	-	-	-
	Chloromethane	mg/kg	0.007		-	-	-	-	-	-	-
	cis-1,2-dichloroethene	mg/kg	0.006		-	-	-	-	-	-	-
	Dibromomethane	mg/kg	0.009		-	-	-	-	-	-	-
	Dichlorodifluoromethane	mg/kg	0.006		-	-	-	-	-	-	-
	Dichloromethane	mg/kg	0.01		-	-	-	-	-	-	-
	Isopropylbenzene	mg/kg	0.005		-	-	-	-	-	-	-
	n-butylbenzene	mg/kg	0.011		-	-	-	-	-	-	-
	n-propylbenzene	mg/kg	0.01		-	-	-	-	-	-	-
	p-isopropyltoluene	mg/kg	0.01		-	-	-	-	-	-	-
	sec-butylbenzene	mg/kg	0.01		-	-	-	-	-	-	-
	Trichloroethene	mg/kg	0.009	120	-	-	-	-	-	-	-
	tert-butylbenzene	mg/kg	0.014		-	-	-	-	-	-	-
	Tetrachloroethene	mg/kg	0.005	1400	-	-	-	-	-	-	-
	trans-1,2-dichloroethene	mg/kg	0.01		-	-	-	-	-	-	-
	Trichlorofluoromethane	mg/kg	0.006		-	-	-	-	-	-	-
	Vinyl chloride	mg/kg	0.006	3.5	-	-	-	-	-	-	-
	tert-Amyl methyl ether	mg/kg	0.01		-	-	-	-	-	-	-
VOC/SVOC	1,2,3-trichlorobenzene	mg/kg	0.02	1800	-	-	-	-	-	-	-
	1,2,4-trichlorobenzene	mg/kg	0.02	15000	-	-	-	-	-	-	-
	1,2-dichlorobenzene	mg/kg	0.01	90000	-	-	-	-	-	-	-
	1,3,5-Trichlorobenzene	mg/kg	0.02	1700	-	-	-	-	-	-	-
	1,3-dichlorobenzene	mg/kg	0.008	300	-	-	-	-	-	-	-
	1,4-dichlorobenzene	mg/kg	0.005	17000	-	-	-	-	-	-	-

				Location Code	BH01019	BH01019	BH01020	BH01020	BH01021	BH01021	BH01022
				Sample Depth Range	0.4-0.6	0.4-0.6	0.05-0.05	6-6.1	1-1.2	4.05-4.2	0.05-0.05
				Sampled Date Time	05/08/2019	23/08/2019	26/07/2019	31/07/2019	08/08/2019	14/08/2019	26/07/2019
				LQM S4UL Public Open Space (POS) Residential - 1% SOM (GAC)							
Chem_Group	ChemName	output unit	EQL								
	Chlorobenzene	mg/kg	0.005	11000	-	-	-	-	-	-	-
	Hexachlorobutadiene	mg/kg	0.02	25	-	-	-	-	-	-	-
SVOC	4-bromophenyl phenyl ether	mg/kg	0.1		-	-	-	-	-	-	-
	4-nitroaniline	mg/kg	0.1		-	-	-	-	-	-	-
	4-nitrophenol	mg/kg	0.1		-	-	-	-	-	-	-
	2,4,5-trichlorophenol	mg/kg	0.1		-	-	-	-	-	-	-
	2,4,6-trichlorophenol	mg/kg	0.1		-	-	-	-	-	-	-
	2,4-dichlorophenol	mg/kg	0.1		-	-	-	-	-	-	-
	2,4-dimethylphenol	mg/kg	0.1		-	-	-	-	-	-	-
	2,4-dinitrotoluene	mg/kg	0.1		-	-	-	-	-	-	-
	2,6-dinitrotoluene	mg/kg	0.1		-	-	-	-	-	-	-
	2-chloronaphthalene	mg/kg	0.1		-	-	-	-	-	-	-
	2-chlorophenol	mg/kg	0.1		-	-	-	-	-	-	-
	2-methylnaphthalene	mg/kg	0.1		-	-	-	-	-	-	-
	2-methylphenol	mg/kg	0.1		-	-	-	-	-	-	-
	2-nitroaniline	mg/kg	0.1		-	-	-	-	-	-	-
	2-nitrophenol	mg/kg	0.1		-	-	-	-	-	-	-
	3-nitroaniline	mg/kg	0.1		-	-	-	-	-	-	-
	4-chloro-3-methylphenol	mg/kg	0.1		-	-	-	-	-	-	-
	4-chloroaniline	mg/kg	0.1		-	-	-	-	-	-	-
	4-chlorophenyl phenyl ether	mg/kg	0.1		-	-	-	-	-	-	-
	4-methylphenol	mg/kg	0.1		-	-	-	-	-	-	-
	Azobenzene	mg/kg	0.1		-	-	-	-	-	-	-
	Bis(2-chloroethoxy) methane	mg/kg	0.1		-	-	-	-	-	-	-
	Bis(2-chloroethyl)ether	mg/kg	0.1		-	-	-	-	-	-	-
	Bis(2-chloroisopropyl) ether	mg/kg	0.1		-	-	-	-	-	-	-
	Bis(2-ethylhexyl) phthalate	mg/kg	0.1		-	-	-	-	-	-	-
	Butyl benzyl phthalate	mg/kg	0.1		-	-	-	-	-	-	-
	Carbazole	mg/kg	0.1		-	-	-	-	-	-	-
	Dibenzofuran	mg/kg	0.1		-	-	-	-	-	-	-
	Diethylphthalate	mg/kg	0.1		-	-	-	-	-	-	-
	Dimethyl phthalate	mg/kg	0.1		-	-	-	-	-	-	-
	Di-n-butyl phthalate	mg/kg	0.1		-	-	-	-	-	-	-
	Di-n-octyl phthalate	mg/kg	0.1		-	-	-	-	-	-	-
	Hexachlorobenzene	mg/kg	0.05	16	-	-	-	-	-	-	-
	Hexachlorocyclopentadiene	mg/kg	0.1		-	-	-	-	-	-	-
	Hexachloroethane	mg/kg	0.1		-	-	-	-	-	-	-
	Isophorone	mg/kg	0.1		-	-	-	-	-	-	-
	Nitrobenzene	mg/kg	0.1		-	-	-	-	-	-	-
	N-nitrosodi-n-propylamine	mg/kg	0.1		-	-	-	-	-	-	-
	Pentachloronitrobenzene	mg/kg	0.05		-	-	-	-	-	-	-
	Pentachlorophenol	mg/kg	0.1	60	-	-	-	-	-	-	-
PCB	Heptachlorobiphenyl, 2,3,3,4,4,5,5- (PCB 189)	mg/kg	0.003		-	-	-	-	-	-	-
	Hexachlorobiphenyl, 2,3,3,4,4,5- (PCB 156)	mg/kg	0.003		-	-	-	-	-	-	-
	Hexachlorobiphenyl, 2,3,3,4,4,5- (PCB 157)	mg/kg	0.003		-	-	-	-	-	-	-
	Hexachlorobiphenyl, 2,3,4,4,5,5- (PCB 167)	mg/kg	0.003		-	-	-	-	-	-	-
	Hexachlorobiphenyl, 3,3,4,4,5,5- (PCB 169)	mg/kg	0.003		-	-	-	-	-	-	-
	PCB 101	mg/kg	0.003		-	-	-	-	-	-	-
	PCB 118	mg/kg	0.003		-	-	-	-	-	-	-
	PCB 138	mg/kg	0.003		-	-	-	-	-	-	-
	PCB 153	mg/kg	0.003		-	-	-	-	-	-	-
	PCB 180	mg/kg	0.003		-	-	-	-	-	-	-
	PCB 28	mg/kg	0.003		-	-	-	-	-	-	-
	PCB 52	mg/kg	0.003		-	-	-	-	-	-	-
	Pentachlorobiphenyl, 2,3,3,4,4- (PCB 105)	mg/kg	0.003		-	-	-	-	-	-	-
	Pentachlorobiphenyl, 2,3,4,4,5- (PCB 114)	mg/kg	0.003		-	-	-	-	-	-	-
	Pentachlorobiphenyl, 2,3,4,4,5- (PCB 123)	mg/kg	0.003		-	-	-	-	-	-	-
	Pentachlorobiphenyl, 3,3,4,4,5- (PCB 126)	mg/kg	0.003		-	-	-	-	-	-	-
	Tetrachlorobiphenyl, 3,3,4,4- (PCB 77)	mg/kg	0.003		-	-	-	-	-	-	-
	Tetrachlorobiphenyl, 3,4,4,5- (PCB 81)	mg/kg	0.003		-	-	-	-	-	-	-
	Total PCB 7 Congeners	mg/kg	0.021		-	-	-	-	-	-	-
	Total PCB WHO 12	mg/kg	0.036		-	-	-	-	-	-	-
Phenolics	Xylenols	mg/kg	0.015		<0.015	<0.015	<0.015	<0.015	<0.015	<0.015	<0.015
	Cresol Total	mg/kg	0.01		<0.01	0.0117	0.0119	<0.01	<0.01	<0.01	<0.01
	Phenol	mg/kg	0.01	(dir\760[#8]	<0.01	<0.01	<0.01	<0.01	<0.01	<0.01	0.339
	Phenols Monohydric	mg/kg	0.035		<0.035	<0.035	<0.035	<0.035	<0.035	<0.035	0.339
Organotins	Dibutyltin	mg/kg			-	-	-	-	-	-	-
	Monophenyltin	mg/kg			-	-	-	-	-	-	-
	Diphenyltin	mg/kg			-	-	-	-	-	-	-
	Monobutyltin	mg/kg			-	-	-	-	-	-	-
	Tetrabutyltin	mg/kg			-	-	-	-	-	-	-
	Tributyltin	mg/kg			-	-	-	-	-	-	-
	Triphenyltin	mg/kg			-	-	-	-	-	-	-
Pesticides	Heptachlor epoxide	mg/kg	0.05		-	-	-	-	-	-	-
	Tecnazene	mg/kg	0.05		-	-	-	-	-	-	-
	2,4,5-TP (Silvex)	mg/kg			-	-	-	-	-	-	-
	Hedonal	mg/kg			-	-	-	-	-	-	-

				Location_Code	BH01019	BH01019	BH01020	BH01020	BH01021	BH01021	BH01022
				Sample_Depth_Range	0.4-0.6	0.4-0.6	0.05-0.05	6-6.1	1-1.2	4.05-4.2	0.05-0.05
				Sampled_Date_Time	05/08/2019	23/08/2019	26/07/2019	31/07/2019	08/08/2019	14/08/2019	26/07/2019
			LQM S4UL Public Open Space (POS) Residential - 1% SOM (GAC)								
Chem_Group	**ChemName**	**output unit**	**EQL**								
	2,4-DDT	mg/kg	0.05		-	-	-	-	-	-	-
	2,4-Dichlorprop	mg/kg			-	-	-	-	-	-	-
	4-(2,4-Dichlorophenoxy)butyric Acid (2,4-DB)	mg/kg			-	-	-	-	-	-	-
	4,4-DDE	mg/kg	0.05		-	-	-	-	-	-	-
	a-BHC	mg/kg	0.05	24	-	-	-	-	-	-	-
	Aldrin	mg/kg	0.05	18	-	-	-	-	-	-	-
	Atrazine	mg/kg	0.05	1200	-	-	-	-	-	-	-
	Azinophos methyl	mg/kg	0.05		-	-	-	-	-	-	-
	b-BHC	mg/kg	0.05	8.1	-	-	-	-	-	-	-
	Bentazone	mg/kg			-	-	-	-	-	-	-
	Chlordane (cis)	mg/kg	0.05		-	-	-	-	-	-	-
	Chlordane (trans)	mg/kg	0.05		-	-	-	-	-	-	-
	Chlorfenvinphos	mg/kg	0.05		-	-	-	-	-	-	-
	Chlorotoluron	mg/kg			-	-	-	-	-	-	-
	Chlorpyrifos-methyl	mg/kg	0.05		-	-	-	-	-	-	-
	Cyanazine	mg/kg			-	-	-	-	-	-	-
	d-BHC	mg/kg	0.05		-	-	-	-	-	-	-
	DDD	mg/kg	0.05		-	-	-	-	-	-	-
	DDT	mg/kg	0.05		-	-	-	-	-	-	-
	Chlorothalonil	mg/kg	0.05		-	-	-	-	-	-	-
	Diazinon	mg/kg	0.05		-	-	-	-	-	-	-
	Dichlorvos	mg/kg	0.05	16	-	-	-	-	-	-	-
	Dieldrin	mg/kg	0.05	18	-	-	-	-	-	-	-
	Dimethoate	mg/kg	0.05		-	-	-	-	-	-	-
	Disulfoton	mg/kg	0.05		-	-	-	-	-	-	-
	Diuron	mg/kg			-	-	-	-	-	-	-
	Endosulfan I	mg/kg	0.05	1200	-	-	-	-	-	-	-
	Endosulfan II	mg/kg	0.05		-	-	-	-	-	-	-
	Endosulfan sulphate	mg/kg	0.05		-	-	-	-	-	-	-
	Endrin	mg/kg	0.05		-	-	-	-	-	-	-
	Fenitrothion	mg/kg	0.05		-	-	-	-	-	-	-
	Fenthion	mg/kg	0.05		-	-	-	-	-	-	-
	Fluroxypyr	mg/kg			-	-	-	-	-	-	-
	g-BHC (Lindane)	mg/kg	0.05	8.2	-	-	-	-	-	-	-
	Heptachlor	mg/kg	0.05		-	-	-	-	-	-	-
	Isodrin	mg/kg	0.05		-	-	-	-	-	-	-
	Isoproturon	mg/kg			-	-	-	-	-	-	-
	Linuron	mg/kg			-	-	-	-	-	-	-
	Malathion	mg/kg	0.05		-	-	-	-	-	-	-
	2-Methyl-4-chlorophenoxyacetic acid	mg/kg			-	-	-	-	-	-	-
	2-Methyl-4-Chlorophenoxy Butanoic Acid	mg/kg			-	-	-	-	-	-	-
	Mecoprop	mg/kg			-	-	-	-	-	-	-
	Methoxychlor	mg/kg	0.05		-	-	-	-	-	-	-
	Methyl parathion	mg/kg	0.05		-	-	-	-	-	-	-
	Mevinphos (Phosdrin)	mg/kg	0.05		-	-	-	-	-	-	-
	Nitroguanidine	mg/kg			-	-	-	-	-	-	-
	o,p-DDD	mg/kg	0.05		-	-	-	-	-	-	-
	o,p'-DDE	mg/kg	0.05		-	-	-	-	-	-	-
	o,p-Methoxychlor	mg/kg	0.05		-	-	-	-	-	-	-
	Parathion	mg/kg	0.05		-	-	-	-	-	-	-
	Pendimethalin	mg/kg	0.05		-	-	-	-	-	-	-
	Permethrin	mg/kg	0.05		-	-	-	-	-	-	-

				Location Code	BH01019	BH01019	BH01020	BH01020	BH01021	BH01021	BH01022
				Sample Depth Range	0.4-0.6	0.4-0.6	0.05-0.05	6-6.1	1-1.2	4.05-4.2	0.05-0.05
				Sampled Date Time	05/08/2019	23/08/2019	26/07/2019	31/07/2019	08/08/2019	14/08/2019	26/07/2019
			LQM S4UL Public Open Space (POS) Residential - 1% SOM (GAC)								
Chem Group	**ChemName**	**output unit**	**EQL**								
	Permethrin II	mg/kg	0.05		-	-	-	-	-	-	-
	Phorate	mg/kg	0.05		-	-	-	-	-	-	-
	Prometryn	mg/kg	0.05		-	-	-	-	-	-	-
	Pronamide	mg/kg	0.05		-	-	-	-	-	-	-
	Propazine	mg/kg	0.05		-	-	-	-	-	-	-
	Simazine	mg/kg	0.05		-	-	-	-	-	-	-
	Terbutryn	mg/kg	0.05		-	-	-	-	-	-	-
	Terbutylazine	mg/kg	0.05		-	-	-	-	-	-	-
	Triadimefon	mg/kg	0.05		-	-	-	-	-	-	-
	Triallate	mg/kg	0.05		-	-	-	-	-	-	-
	Tricloovr	mg/kg			-	-	-	-	-	-	-
	Trifluralin	mg/kg	0.05		-	-	-	-	-	-	-
	Telodrin	mg/kg	0.05		-	-	-	-	-	-	-
Radionuclides	Caesium-137	Bq/kg	1.4		-	-	-	-	-	-	-
	Protactinium-234m	Bq/kg	140		-	-	-	-	-	-	-
	Americium-241	Bq/g	0.0022		-	-	-	-	-	-	-
	Beryllium-7	Bq/g	0.016		-	-	-	-	-	-	-
	Cobalt-60	Bq/g	0.0015		-	-	-	-	-	-	-
	Gross alpha	Bq/kg	54		-	-	-	-	-	-	-
	Gross beta	Bq/kg	87		-	-	-	-	-	-	-
	Lead-210	Bq/kg	22		-	-	-	-	-	-	-
	Potassium-40	Bq/kg	2		-	-	-	-	-	-	-
	Radium -224	Bq/g	0.022		-	-	-	-	-	-	-
	Radium-226	Bq/g	0.0005		-	-	-	-	-	-	-
	Thorium-228	Bq/g	0.0005		-	-	-	-	-	-	-
	Thorium-230	Bq/g	0.0005		-	-	-	-	-	-	-
	Thorium-232	Bq/g	0.0005		-	-	-	-	-	-	-
	Thorium-234	Bq/g	0.025		-	-	-	-	-	-	-
	Uranium-234	Bq/g	0.0005		-	-	-	-	-	-	-
	Uranium-235	Bq/g	0.0005		-	-	-	-	-	-	-
SVOC TIC	SVOC TICS - Detect	Detect			-	-	-	-	-	-	-
	SVOC Tentatively Identified Compounds	mg/kg	0.1		-	-	-	-	-	-	-
VOC TIC	VOC Tentatively Identified Compounds	mg/kg	0.05		-	-	-	-	-	-	-
Explosives	2,2,4,4,6,6-Hexanitrostilbene	mg/kg			-	-	-	-	-	-	-
	2,4,6-Trinitrotoluene (TNT)	mg/kg		130	-	-	-	-	-	-	-
	2,4,6-trinitrophenyl	mg/kg			-	-	-	-	-	-	-
	HMX	mg/kg		13000	-	-	-	-	-	-	-
	Ethylene glycol dinitrate	mg/kg			-	-	-	-	-	-	-
	Nitrocellulose (12% N)	mg/kg			-	-	-	-	-	-	-
	Nitroglycerine	mg/kg			-	-	-	-	-	-	-
	PETN	mg/kg			-	-	-	-	-	-	-
	RDX	mg/kg		26000	-	-	-	-	-	-	-
	Tetryl	mg/kg			-	-	-	-	-	-	-
NA	Actinium-228	Bq/kg	2		-	-	-	-	-	-	-
	Caesium-134	Bq/kg	1.7		-	-	-	-	-	-	-
	Bismuth-212	Bq/kg	19		-	-	-	-	-	-	-
	Bismuth-214	Bq/kg	2		-	-	-	-	-	-	-
	Lead-212	Bq/kg	2		-	-	-	-	-	-	-
	Lead-214	Bq/kg	2		-	-	-	-	-	-	-
	Thallium-208	Bq/kg	2		-	-	-	-	-	-	-
Other	Temperature	°C			21.3	-	19.3	21.3	19.7	20.7	21
	Conductivity @ 20oC	uS/cm	14		184	-	395 - 402	134 - 138	157 - 200	83.3	295
	Organic Matter	%	0.35		-	-	-	-	-	-	-
	Moisture Content (dried @35oC)	%			10	15	16	20	12	16	5.5
	pH (Lab)	pH Units	1		8.39 - 8.47	-	7.23 - 8.6	8.31 - 8.37	8.36 - 8.78	7.73 - 8.89	8.07 - 8.49
	Total Organic Carbon	%	0.2		0.461	-	1.57	<0.2	0.4	<0.2	0.984

Environmental Standards Comments
#1:GAC is only presented as speciated chromium. 7.7mg/kg is used for hexavalent. If hexavalent chromium (CrVI) data is available, a value of 1,500mg/kg may be appropriate for the remaining trivalent chromium (CrIII).
#2:C4SL for lead adopted
#3:GAC only presented as speciated mercury. 16mg/kg is used for elemental mercury. If the CSM indicates that elemental mercury is not a CoC and mercury is present in an inorganic form, a value of 120mg/kg for inorganic mercury may be appropriate
#4:Updated S4UL for nickel
#5:S4UL exceeds solubility saturation limit
#6:Criteria derived for Ali>C16-C35 split between Ali>C16-21 & Ali>C21-35. Requires summation of fractions to use Ali>C16-C35 criteria.
#7:Criteria presented is for p-xylene. A separate value is presented for o-xylene.
#8:S4UL based on a threshold protective of direct skin contact with phenol

Key

<0.6	Result MDL exceeds GAC
27.8	Result exceeds GAC

Notes
Where a range is given a determinand has been analysed for by more than one method

				Location Code	BH01022	BH01022	BH01022	BH01023	BH01023	BH01024	BH01024
				Sample Depth Range	0.4-0.6	1-1.2	2.2-2.4	0.05-0.15	1.4-1.5	0.5-0.6	2.1-2.2
				Sampled Date Time	26/07/2019	26/07/2019	30/07/2019	31/07/2019	06/08/2019	08/08/2019	13/08/2019
				LQM S4UL Public Open Space (POS) Residential - 1% SOM (GAC)							
Chem_Group	**ChemName**	**output unit**	**EQL**								
Metals	Antimony	mg/kg	0.6		-	-	-	-	-	-	-
	Arsenic	mg/kg	0.6	79	6.27	6.46	0.668	9.92	7.97	6.22	7.64
	Barium	mg/kg	0.6		-	-	-	-	-	-	-
	Beryllium	mg/kg	0.01	2.2	-	-	-	-	-	-	-
	Boron	mg/kg	1	21000	<1	<1	<1	<1	<1	<1	<1
	Cadmium	mg/kg	0.02	120	0.531	0.329	0.318	0.474	0.689	0.248	<0.02
	Chromium (hexavalent)	mg/kg	0.6	7.7	<0.6	<0.6	<0.6	<0.6	<0.6	<0.6	<0.6
	Chromium	mg/kg	0.9	[#1]	22.4	11.8	1.1	39.5	103	23.9	103
	Copper	mg/kg	1.4	12000	8.14	6.06	1.5	22.9	9.65	10.2	7.36
	Lead	mg/kg	0.7	630[#2]	8.43	5.92	1.71	35.2	226	15.3	8.74
	Mercury	mg/kg	0.14	[#3]	<0.14	<0.14	<0.14	<0.14	<0.14	<0.14	<0.14
	Molybdenum	mg/kg	0.1		-	-	-	-	-	-	-
	Nickel	mg/kg	0.2	230[#4]	29.2	14.3	2.19	21	19.9	10.3	22.4
	Selenium	mg/kg	1	1100	<1	<1	<1	<1	<1	<1	<1
	Vanadium	mg/kg	0.2	2000	-	-	-	-	-	-	-
	Zinc	mg/kg	1.9	81000	54	28.6	17.1	67	58.3	38	66.7
Asbestos	Anthophyllite	Detect			0	0	0	0	0	0	0
	Asbestos Analysts Comments	-			-	-	-	-	-	-	-
	Asbestos PCOM Quantification	%	0.001		-	-	-	-	-	-	-
	Asbestos Quantification Total	%	0.001		-	-	-	-	-	-	-
	Asbestos: Actinolite	Detect			0	0	0	0	0	0	0
	Additional Asbestos Components (Using TM048)	Comment			-	-	-	-	-	-	-
	Crocidolite Asbestos	Detect			0	0	0	0	0	0	0
	Asbestos Gravimetric Quantification	%	0.001		-	-	-	-	-	-	-
	Chrysotile Asbestos	Detect			0	0	0	0	0	0	0
	Amosite Asbestos	Detect			0	0	0	0	0	0	0
	Non-Asbestos Fibre	Detect			0	0	0	0	0	0	0
	Tremolite	Detect			0	0	0	0	0	0	0
Inorganics	Alkalinity (total) as CaCO3	mg/kg	10		-	-	-	-	-	-	-
	Ammoniacal Nitrogen as N	mg/kg	12		-	-	-	-	-	-	-
	Cyanide (Free)	mg/kg	1		<1	<1	<1	<1	<1	<1	<1
	Cyanide Total	mg/kg	1		<1	<1	<1	<1	<1	<1	<1
	cyanides-complex	mg/kg	1		<1	<1	<1	<1	<1	<1	<1
	Nitrite (as N)	mg/kg	0.03		-	-	-	-	-	-	-
	Sulphate	mg/kg	200		-	-	-	-	-	-	-
PAH	Naphthalene	mg/kg	0.009	4900	<0.009	<0.009	<0.009	<0.009	<0.009	<0.009	<0.009
	Acenaphthene	mg/kg	0.008	15000	<0.008	<0.008	<0.008	<0.008	<0.008	<0.008	<0.008
	Acenaphthylene	mg/kg	0.012	15000	<0.012	<0.012	<0.012	<0.012	<0.012	<0.012	<0.012
	Fluoranthene	mg/kg	0.017	3100	0.0403	<0.017	<0.017	0.0473	<0.017	0.115	<0.017
	Anthracene	mg/kg	0.016	74000	<0.016	<0.016	<0.016	<0.016	<0.016	0.0209	<0.016
	Phenanthrene	mg/kg	0.015	3100	<0.015	<0.015	<0.015	0.017	<0.015	0.0696	<0.015
	Fluorene	mg/kg	0.01	9900	<0.01	<0.01	<0.01	<0.01	<0.01	<0.01	<0.01
	Chrysene	mg/kg	0.01	57	0.0206	<0.01	<0.01	0.0264	<0.01	0.0812	<0.01
	Pyrene	mg/kg	0.015	7400	0.0351	<0.015	<0.015	0.0375	<0.015	0.0888	<0.015
	Benzo(a)anthracene	mg/kg	0.014	29	0.0221	<0.014	<0.014	0.0232	<0.014	0.0919	<0.014
	Benzo(b)fluoranthene	mg/kg	0.015	7.1	0.0279	<0.015	<0.015	0.0466	<0.015	0.145	<0.015
	Benzo(k)fluoranthene	mg/kg	0.014	190	<0.014	<0.014	<0.014	<0.014	<0.014	0.0697	<0.014
	Benzo(a)pyrene	mg/kg	0.015	5.7	0.0246	<0.015	<0.015	0.026	<0.015	0.11	<0.015
	Dibenz(a,h)anthracene	mg/kg	0.023	0.57	<0.023	<0.023	<0.023	<0.023	<0.023	<0.023	<0.023
	Benzo(g,h,i)perylene	mg/kg	0.024	640	<0.024	<0.024	<0.024	0.0288	<0.024	0.0668	<0.024
	Indeno(1,2,3-c,d)pyrene	mg/kg	0.018	82	0.0263	<0.018	<0.018	0.0369	<0.018	0.105	<0.018
	PAH 16 Total	mg/kg	0.118		0.197	<0.118	<0.118	0.29	<0.118	0.964	<0.118
TPH CWG	>C5-C6 Aliphatics	mg/kg	0.01	(sol)570000[#5]	-	-	-	-	-	-	-
	>C6-C8 Aliphatics	mg/kg	0.01	600000	-	-	-	-	-	-	-
	>C10-C44 Aliphatics	mg/kg	5		-	-	-	-	-	-	-
	>C10-C44 Aliphatics/Aromatics	mg/kg	10		-	-	-	-	-	-	-
	>C8-C10 Aliphatics	mg/kg	0.01	13000	-	-	-	-	-	-	-
	>C10-C12 Aliphatics	mg/kg	0.01	13000	-	-	-	-	-	-	-
	>C12-C16 Aliphatics	mg/kg	0.1	13000	-	-	-	-	-	-	-
	>C16-C21 Aliphatics	mg/kg	0.1	125000[#6]	-	-	-	-	-	-	-
	>C21-C35 Aliphatics	mg/kg	0.1	125000[#6]	-	-	-	-	-	-	-
	>C35-C44 Aliphatics	mg/kg	0.1	250000	-	-	-	-	-	-	-
	>C5-C10 Aliphatics	mg/kg	0.05		-	-	-	-	-	-	-
	Total Aliphatics >C12-C44	mg/kg	0.1		-	-	-	-	-	-	-
	>EC5-EC10 Aromatics	mg/kg	0.05		-	-	-	-	-	-	-
	>EC6-EC7 Aromatics	mg/kg	0.01		-	-	-	-	-	-	-
	>EC7-EC8 Aromatics	mg/kg	0.01	56000	-	-	-	-	-	-	-
	>EC8-EC10 Aromatics	mg/kg	0.01	5000	-	-	-	-	-	-	-
	>EC10-EC12 Aromatics	mg/kg	0.01	5000	-	-	-	-	-	-	-
	>EC10-EC44 Aromatics	mg/kg	5		-	-	-	-	-	-	-
	>EC12-EC16 Aromatics	mg/kg	0.1	5100	-	-	-	-	-	-	-
	>EC16-EC21 Aromatics	mg/kg	0.1	3800	-	-	-	-	-	-	-
	>EC21-EC35 Aromatics	mg/kg	0.1	3800	-	-	-	-	-	-	-
	>EC35-EC44 Aromatics	mg/kg	0.1	3800	-	-	-	-	-	-	-
	>EC40-EC44 Aromatics	mg/kg	0.1		-	-	-	-	-	-	-
	>EC12-EC44 Aromatics	mg/kg	0.1		-	-	-	-	-	-	-
	TPH Aliphatics & Aromatics >C5-44	mg/kg	0.1		-	-	-	-	-	-	-
TPH	>C5-C6	mg/kg	0.02		<0.02	<0.02	<0.02	<0.02	<0.02	<0.02	<0.02

				Location Code	BH01022	BH01022	BH01022	BH01023	BH01023	BH01024	BH01024
				Sample Depth Range	0.4-0.6	1-1.2	2.2-2.4	0.05-0.15	1.4-1.5	0.5-0.6	2.1-2.2
				Sampled Date Time	26/07/2019	26/07/2019	30/07/2019	31/07/2019	06/08/2019	08/08/2019	13/08/2019
				LQM S4UL Public Open Space (POS) Residential - 1% SOM (GAC)							
Chem Group	ChemName	output unit	EQL								
	>C6-C7	mg/kg	0.02		<0.02	<0.02	<0.02	<0.02	<0.02	<0.02	<0.02
	>C7-C8	mg/kg	0.02		<0.02	<0.02	<0.02	<0.02	<0.02	<0.02	<0.02
	>C8-C10	mg/kg	0.02		<0.02	<0.02	<0.02	<0.02	<0.02	<0.02	<0.02
	>C10-C12	mg/kg	0.02		<0.02	<0.02	<0.02	<0.02	<0.02	<0.02	<0.02
	>C12-C16	mg/kg	35		<35	<35	<35	<35	<35	<35	<35
	>C16-C21	mg/kg	35		<35	<35	<35	<35	<35	<35	<35
	>C21-C28	mg/kg	35		<35	<35	<35	<35	<35	<35	<35
	>C28-C35	mg/kg	35		<35	<35	<35	<35	<35	<35	<35
	>C35-C40	mg/kg	35		<35	<35	<35	<35	<35	<35	<35
	GRO >C5-10	mg/kg	0.02		-	-	-	-	-	-	-
	TPH >C6-C40	mg/kg	10		-	-	-	-	-	-	-
	EPH>C5-40	mg/kg	35		<35	<35	<35	<35	<35	<35	<35
	EPH >C10-40	mg/kg	35		<35	<35	<35	<35	<35	<35	<35
	GRO >C5-12	mg/kg	0.1		<0.1	<0.1	<0.1	<0.1	<0.1	<0.1	<0.1
	Total Petroleum Hydrocarbons	mg/kg	35		-	-	-	-	-	-	-
BTEX and MTBE	Benzene	mg/kg	0.009	72	<0.009	<0.009	<0.009	<0.18	<0.009	<0.009	<0.009
	Toluene	mg/kg	0.007	56000	<0.007	<0.007	<0.007	<0.14	<0.007	<0.007	<0.007
	Ethylbenzene	mg/kg	0.004	24000	<0.004	<0.004	<0.004	<0.08	<0.004	<0.004	<0.004
	Xylene (m & p)	mg/kg	0.01	41000[#7]	<0.01	<0.01	<0.01	<0.2	<0.01	<0.01	<0.01
	Xylene (o)	mg/kg	0.01	41000	<0.01	<0.01	<0.01	<0.2	<0.01	<0.01	<0.01
	Xylene Total	mg/kg	0.02		-	-	-	-	-	-	-
	MTBE	mg/kg	0.01		<0.01	<0.01	<0.01	<0.2	<0.01	<0.01	<0.01
	Total BTEX	mg/kg	0.04		<0.04	<0.04	<0.04	<0.8	<0.04	<0.04	<0.04
VOC	Styrene	mg/kg	0.01		-	-	-	-	-	-	-
	cis-1,3-dichloropropene	mg/kg	0.01		-	-	-	-	-	-	-
	trans-1,3-dichloropropene	mg/kg	0.01		-	-	-	-	-	-	-
	1,1,1,2-tetrachloroethane	mg/kg	0.01	1400	-	-	-	-	-	-	-
	1,1,1-trichloroethane	mg/kg	0.007	140000	-	-	-	-	-	-	-
	1,1,2,2-tetrachloroethane	mg/kg	0.01	1400	-	-	-	-	-	-	-
	1,1,2-trichloroethane	mg/kg	0.01		-	-	-	-	-	-	-
	1,1-dichloroethane	mg/kg	0.008		-	-	-	-	-	-	-
	1,1-dichloroethene	mg/kg	0.01		-	-	-	-	-	-	-
	1,1-dichloropropene	mg/kg	0.01		-	-	-	-	-	-	-
	1,2,3-trichloropropane	mg/kg	0.016		-	-	-	-	-	-	-
	1,2,4-trimethylbenzene	mg/kg	0.009		-	-	-	-	-	-	-
	1,2-dibromo-3-chloropropane	mg/kg	0.014		-	-	-	-	-	-	-
	1,2-dibromoethane	mg/kg	0.01		-	-	-	-	-	-	-
	1,2-dichloroethane	mg/kg	0.005	29	-	-	-	-	-	-	-
	1,2-dichloropropane	mg/kg	0.01		-	-	-	-	-	-	-
	1,3,5-trimethylbenzene	mg/kg	0.008		-	-	-	-	-	-	-
	1,3-dichloropropane	mg/kg	0.007		-	-	-	-	-	-	-
	2,2-dichloropropane	mg/kg	0.01		-	-	-	-	-	-	-
	2-chlorotoluene	mg/kg	0.009		-	-	-	-	-	-	-
	4-chlorotoluene	mg/kg	0.01		-	-	-	-	-	-	-
	Bromobenzene	mg/kg	0.01		-	-	-	-	-	-	-
	Bromochloromethane	mg/kg	0.01		-	-	-	-	-	-	-
	Bromodichloromethane	mg/kg	0.007		-	-	-	-	-	-	-
	Bromoform	mg/kg	0.01		-	-	-	-	-	-	-
	Bromomethane	mg/kg	0.01		-	-	-	-	-	-	-
	Carbon disulfide	mg/kg	0.007	11000	-	-	-	-	-	-	-
	Carbon tetrachloride	mg/kg	0.01	890	-	-	-	-	-	-	-
	Chlorodibromomethane	mg/kg	0.01		-	-	-	-	-	-	-
	Chloroethane	mg/kg	0.01		-	-	-	-	-	-	-
	Chloroform	mg/kg	0.008	2500	-	-	-	-	-	-	-
	Chloromethane	mg/kg	0.007		-	-	-	-	-	-	-
	cis-1,2-dichloroethene	mg/kg	0.006		-	-	-	-	-	-	-
	Dibromomethane	mg/kg	0.009		-	-	-	-	-	-	-
	Dichlorodifluoromethane	mg/kg	0.006		-	-	-	-	-	-	-
	Dichloromethane	mg/kg	0.01		-	-	-	-	-	-	-
	Isopropylbenzene	mg/kg	0.005		-	-	-	-	-	-	-
	n-butylbenzene	mg/kg	0.011		-	-	-	-	-	-	-
	n-propylbenzene	mg/kg	0.01		-	-	-	-	-	-	-
	p-isopropyltoluene	mg/kg	0.01		-	-	-	-	-	-	-
	sec-butylbenzene	mg/kg	0.01		-	-	-	-	-	-	-
	Trichloroethene	mg/kg	0.009	120	-	-	-	-	-	-	-
	tert-butylbenzene	mg/kg	0.014		-	-	-	-	-	-	-
	Tetrachloroethene	mg/kg	0.005	1400	-	-	-	-	-	-	-
	trans-1,2-dichloroethene	mg/kg	0.01		-	-	-	-	-	-	-
	Trichlorofluoromethane	mg/kg	0.006		-	-	-	-	-	-	-
	Vinyl chloride	mg/kg	0.006	3.5	-	-	-	-	-	-	-
	tert-Amyl methyl ether	mg/kg	0.01		-	-	-	-	-	-	-
VOC/SVOC	1,2,3-trichlorobenzene	mg/kg	0.02	1800	-	-	-	-	-	-	-
	1,2,4-trichlorobenzene	mg/kg	0.02	15000	-	-	-	-	-	-	-
	1,2-dichlorobenzene	mg/kg	0.01	90000	-	-	-	-	-	-	-
	1,3,5-Trichlorobenzene	mg/kg	0.02	1700	-	-	-	-	-	-	-
	1,3-dichlorobenzene	mg/kg	0.008	300	-	-	-	-	-	-	-
	1,4-dichlorobenzene	mg/kg	0.005	17000	-	-	-	-	-	-	-

				Location Code	BH01022	BH01022	BH01022	BH01023	BH01023	BH01024	BH01024
				Sample Depth Range	0.4-0.6	1-1.2	2.2-2.4	0.05-0.15	1.4-1.5	0.5-0.6	2.1-2.2
				Sampled Date Time	26/07/2019	26/07/2019	30/07/2019	31/07/2019	06/08/2019	08/08/2019	13/08/2019
			LQM S4UL Public Open Space (POS) Residential - 1% SOM (GAC)								
Chem Group	**ChemName**	**output unit**	**EQL**								
	Chlorobenzene	mg/kg	0.005	11000	-	-	-	-	-	-	-
	Hexachlorobutadiene	mg/kg	0.02	25	-	-	-	-	-	-	-
SVOC	4-bromophenyl phenyl ether	mg/kg	0.1		-	-	-	-	-	-	-
	4-nitroaniline	mg/kg	0.1		-	-	-	-	-	-	-
	4-nitrophenol	mg/kg	0.1		-	-	-	-	-	-	-
	2,4,5-trichlorophenol	mg/kg	0.1		-	-	-	-	-	-	-
	2,4,6-trichlorophenol	mg/kg	0.1		-	-	-	-	-	-	-
	2,4-dichlorophenol	mg/kg	0.1		-	-	-	-	-	-	-
	2,4-dimethylphenol	mg/kg	0.1		-	-	-	-	-	-	-
	2,4-dinitrotoluene	mg/kg	0.1		-	-	-	-	-	-	-
	2,6-dinitrotoluene	mg/kg	0.1		-	-	-	-	-	-	-
	2-chloronaphthalene	mg/kg	0.1		-	-	-	-	-	-	-
	2-chlorophenol	mg/kg	0.1		-	-	-	-	-	-	-
	2-methylnaphthalene	mg/kg	0.1		-	-	-	-	-	-	-
	2-methylphenol	mg/kg	0.1		-	-	-	-	-	-	-
	2-nitroaniline	mg/kg	0.1		-	-	-	-	-	-	-
	2-nitrophenol	mg/kg	0.1		-	-	-	-	-	-	-
	3-nitroaniline	mg/kg	0.1		-	-	-	-	-	-	-
	4-chloro-3-methylphenol	mg/kg	0.1		-	-	-	-	-	-	-
	4-chloroaniline	mg/kg	0.1		-	-	-	-	-	-	-
	4-chlorophenyl phenyl ether	mg/kg	0.1		-	-	-	-	-	-	-
	4-methylphenol	mg/kg	0.1		-	-	-	-	-	-	-
	Azobenzene	mg/kg	0.1		-	-	-	-	-	-	-
	Bis(2-chloroethoxy) methane	mg/kg	0.1		-	-	-	-	-	-	-
	Bis(2-chloroethyl)ether	mg/kg	0.1		-	-	-	-	-	-	-
	Bis(2-chloroisopropyl) ether	mg/kg	0.1		-	-	-	-	-	-	-
	Bis(2-ethylhexyl) phthalate	mg/kg	0.1		-	-	-	-	-	-	-
	Butyl benzyl phthalate	mg/kg	0.1		-	-	-	-	-	-	-
	Carbazole	mg/kg	0.1		-	-	-	-	-	-	-
	Dibenzofuran	mg/kg	0.1		-	-	-	-	-	-	-
	Diethylphthalate	mg/kg	0.1		-	-	-	-	-	-	-
	Dimethyl phthalate	mg/kg	0.1		-	-	-	-	-	-	-
	Di-n-butyl phthalate	mg/kg	0.1		-	-	-	-	-	-	-
	Di-n-octyl phthalate	mg/kg	0.1		-	-	-	-	-	-	-
	Hexachlorobenzene	mg/kg	0.05	16	-	-	-	-	-	-	-
	Hexachlorocyclopentadiene	mg/kg	0.1		-	-	-	-	-	-	-
	Hexachloroethane	mg/kg	0.1		-	-	-	-	-	-	-
	Isophorone	mg/kg	0.1		-	-	-	-	-	-	-
	Nitrobenzene	mg/kg	0.1		-	-	-	-	-	-	-
	N-nitrosodi-n-propylamine	mg/kg	0.1		-	-	-	-	-	-	-
	Pentachloronitrobenzene	mg/kg	0.05		-	-	-	-	-	-	-
	Pentachlorophenol	mg/kg	0.1	60	-	-	-	-	-	-	-
PCB	Heptachlorobiphenyl, 2,3,3,4,4,5,5- (PCB 189)	mg/kg	0.003		-	-	-	-	-	-	-
	Hexachlorobiphenyl, 2,3,3,4,4,5- (PCB 156)	mg/kg	0.003		-	-	-	-	-	-	-
	Hexachlorobiphenyl, 2,3,3,4,4,5- (PCB 157)	mg/kg	0.003		-	-	-	-	-	-	-
	Hexachlorobiphenyl, 2,3,4,4,5,5- (PCB 167)	mg/kg	0.003		-	-	-	-	-	-	-
	Hexachlorobiphenyl, 3,3,4,4,5,5- (PCB 169)	mg/kg	0.003		-	-	-	-	-	-	-
	PCB 101	mg/kg	0.003		-	-	-	-	-	-	-
	PCB 118	mg/kg	0.003		-	-	-	-	-	-	-
	PCB 138	mg/kg	0.003		-	-	-	-	-	-	-
	PCB 153	mg/kg	0.003		-	-	-	-	-	-	-
	PCB 180	mg/kg	0.003		-	-	-	-	-	-	-
	PCB 28	mg/kg	0.003		-	-	-	-	-	-	-
	PCB 52	mg/kg	0.003		-	-	-	-	-	-	-
	Pentachlorobiphenyl, 2,3,3,4,4- (PCB 105)	mg/kg	0.003		-	-	-	-	-	-	-
	Pentachlorobiphenyl, 2,3,4,4,5- (PCB 114)	mg/kg	0.003		-	-	-	-	-	-	-
	Pentachlorobiphenyl, 2,3,4,4,5- (PCB 123)	mg/kg	0.003		-	-	-	-	-	-	-
	Pentachlorobiphenyl, 3,3,4,4,5- (PCB 126)	mg/kg	0.003		-	-	-	-	-	-	-
	Tetrachlorobiphenyl, 3,3,4,4- (PCB 77)	mg/kg	0.003		-	-	-	-	-	-	-
	Tetrachlorobiphenyl, 3,4,4,5- (PCB 81)	mg/kg	0.003		-	-	-	-	-	-	-
	Total PCB 7 Congeners	mg/kg	0.021		-	-	-	-	-	-	-
	Total PCB WHO 12	mg/kg	0.036		-	-	-	-	-	-	-
Phenolics	Xylenols	mg/kg	0.015		<0.015	<0.015	<0.015	<0.015	<0.015	<0.015	<0.015
	Cresol Total	mg/kg	0.01		<0.01	<0.01	<0.01	<0.01	<0.01	<0.01	<0.01
	Phenol	mg/kg	0.01	(dir)760[#8]	<0.01	<0.01	<0.01	<0.01	<0.01	<0.01	<0.01
	Phenols Monohydric	mg/kg	0.035		<0.035	<0.035	<0.035	<0.035	<0.035	<0.035	<0.035
Organotins	Dibutyltin	mg/kg			-	-	-	-	-	-	-
	Monophenyltin	mg/kg			-	-	-	-	-	-	-
	Diphenyltin	mg/kg			-	-	-	-	-	-	-
	Monobutyltin	mg/kg			-	-	-	-	-	-	-
	Tetrabutyltin	mg/kg			-	-	-	-	-	-	-
	Tributyltin	mg/kg			-	-	-	-	-	-	-
	Triphenyltin	mg/kg			-	-	-	-	-	-	-
Pesticides	Heptachlor epoxide	mg/kg	0.05		-	-	-	-	-	-	-
	Tecnazene	mg/kg	0.05		-	-	-	-	-	-	-
	2,4,5-TP (Silvex)	mg/kg			-	-	-	-	-	-	-
	Hedonal	mg/kg			-	-	-	-	-	-	-

				Location_Code	BH01022	BH01022	BH01022	BH01023	BH01023	BH01024	BH01024
				Sample_Depth_Range	0.4-0.6	1-1.2	2.2-2.4	0.05-0.15	1.4-1.5	0.5-0.6	2.1-2.2
				Sampled_Date_Time	26/07/2019	26/07/2019	30/07/2019	31/07/2019	06/08/2019	08/08/2019	13/08/2019
				LQM S4UL Public Open Space (POS) Residential - 1% SOM (GAC)							
Chem_Group	**ChemName**	**output unit**	**EQL**								
	2,4-DDT	mg/kg	0.05		-	-	-	-	-	-	-
	2,4-Dichlorprop	mg/kg			-	-	-	-	-	-	-
	4-(2,4-Dichlorophenoxy)butyric Acid (2,4-DB)	mg/kg			-	-	-	-	-	-	-
	4,4-DDE	mg/kg	0.05		-	-	-	-	-	-	-
	a-BHC	mg/kg	0.05	24	-	-	-	-	-	-	-
	Aldrin	mg/kg	0.05	18	-	-	-	-	-	-	-
	Atrazine	mg/kg	0.05	1200	-	-	-	-	-	-	-
	Azinophos methyl	mg/kg	0.05		-	-	-	-	-	-	-
	b-BHC	mg/kg	0.05	8.1	-	-	-	-	-	-	-
	Bentazone	mg/kg			-	-	-	-	-	-	-
	Chlordane (cis)	mg/kg	0.05		-	-	-	-	-	-	-
	Chlordane (trans)	mg/kg	0.05		-	-	-	-	-	-	-
	Chlorfenvinphos	mg/kg	0.05		-	-	-	-	-	-	-
	Chlorotoluron	mg/kg			-	-	-	-	-	-	-
	Chlorpyrifos-methyl	mg/kg	0.05		-	-	-	-	-	-	-
	Cyanazine	mg/kg			-	-	-	-	-	-	-
	d-BHC	mg/kg	0.05		-	-	-	-	-	-	-
	DDD	mg/kg	0.05		-	-	-	-	-	-	-
	DDT	mg/kg	0.05		-	-	-	-	-	-	-
	Chlorothalonil	mg/kg	0.05		-	-	-	-	-	-	-
	Diazinon	mg/kg	0.05		-	-	-	-	-	-	-
	Dichlorvos	mg/kg	0.05	16	-	-	-	-	-	-	-
	Dieldrin	mg/kg	0.05	18	-	-	-	-	-	-	-
	Dimethoate	mg/kg	0.05		-	-	-	-	-	-	-
	Disulfoton	mg/kg	0.05		-	-	-	-	-	-	-
	Diuron	mg/kg			-	-	-	-	-	-	-
	Endosulfan I	mg/kg	0.05	1200	-	-	-	-	-	-	-
	Endosulfan II	mg/kg	0.05		-	-	-	-	-	-	-
	Endosulfan sulphate	mg/kg	0.05		-	-	-	-	-	-	-
	Endrin	mg/kg	0.05		-	-	-	-	-	-	-
	Fenitrothion	mg/kg	0.05		-	-	-	-	-	-	-
	Fenthion	mg/kg	0.05		-	-	-	-	-	-	-
	Fluroxypyr	mg/kg			-	-	-	-	-	-	-
	g-BHC (Lindane)	mg/kg	0.05	8.2	-	-	-	-	-	-	-
	Heptachlor	mg/kg	0.05		-	-	-	-	-	-	-
	Isodrin	mg/kg	0.05		-	-	-	-	-	-	-
	Isoproturon	mg/kg			-	-	-	-	-	-	-
	Linuron	mg/kg			-	-	-	-	-	-	-
	Malathion	mg/kg	0.05		-	-	-	-	-	-	-
	2-Methyl-4-chlorophenoxyacetic acid	mg/kg			-	-	-	-	-	-	-
	2-Methyl-4-Chlorophenoxy Butanoic Acid	mg/kg			-	-	-	-	-	-	-
	Mecoprop	mg/kg			-	-	-	-	-	-	-
	Methoxychlor	mg/kg	0.05		-	-	-	-	-	-	-
	Methyl parathion	mg/kg	0.05		-	-	-	-	-	-	-
	Mevinphos (Phosdrin)	mg/kg	0.05		-	-	-	-	-	-	-
	Nitroguanidine	mg/kg			-	-	-	-	-	-	-
	o,p-DDD	mg/kg	0.05		-	-	-	-	-	-	-
	o,p'-DDE	mg/kg	0.05		-	-	-	-	-	-	-
	o,p-Methoxychlor	mg/kg	0.05		-	-	-	-	-	-	-
	Parathion	mg/kg	0.05		-	-	-	-	-	-	-
	Pendimethalin	mg/kg	0.05		-	-	-	-	-	-	-
	Permethrin	mg/kg	0.05		-	-	-	-	-	-	-

				Location Code	BH01022	BH01022	BH01022	BH01023	BH01023	BH01024	BH01024
				Sample Depth Range	0.4-0.6	1-1.2	2.2-2.4	0.05-0.15	1.4-1.5	0.5-0.6	2.1-2.2
				Sampled Date Time	26/07/2019	26/07/2019	30/07/2019	31/07/2019	06/08/2019	08/08/2019	13/08/2019
			LQM S4UL Public Open Space (POS) Residential - 1% SOM (GAC)								
Chem Group	**ChemName**	**output unit**	**EQL**								
	Permethrin II	mg/kg	0.05		-	-	-	-	-	-	-
	Phorate	mg/kg	0.05		-	-	-	-	-	-	-
	Prometryn	mg/kg	0.05		-	-	-	-	-	-	-
	Pronamide	mg/kg	0.05		-	-	-	-	-	-	-
	Propazine	mg/kg	0.05		-	-	-	-	-	-	-
	Simazine	mg/kg	0.05		-	-	-	-	-	-	-
	Terbutryn	mg/kg	0.05		-	-	-	-	-	-	-
	Terbutylazine	mg/kg	0.05		-	-	-	-	-	-	-
	Triadimefon	mg/kg	0.05		-	-	-	-	-	-	-
	Triallate	mg/kg	0.05		-	-	-	-	-	-	-
	Triclopyr	mg/kg			-	-	-	-	-	-	-
	Trifluralin	mg/kg	0.05		-	-	-	-	-	-	-
	Telodrin	mg/kg	0.05		-	-	-	-	-	-	-
Radionuclides	Caesium-137	Bq/kg	1.4		-	-	-	-	-	-	-
	Protactinium-234m	Bq/kg	140		-	-	-	-	-	-	-
	Americium-241	Bq/g	0.0022		-	-	-	-	-	-	-
	Beryllium-7	Bq/g	0.016		-	-	-	-	-	-	-
	Cobalt-60	Bq/g	0.0015		-	-	-	-	-	-	-
	Gross alpha	Bq/kg	54		-	-	-	-	-	-	-
	Gross beta	Bq/kg	87		-	-	-	-	-	-	-
	Lead-210	Bq/kg	22		-	-	-	-	-	-	-
	Potassium-40	Bq/kg	2		-	-	-	-	-	-	-
	Radium -224	Bq/g	0.022		-	-	-	-	-	-	-
	Radium-226	Bq/g	0.0005		-	-	-	-	-	-	-
	Thorium-228	Bq/g	0.0005		-	-	-	-	-	-	-
	Thorium-230	Bq/g	0.0005		-	-	-	-	-	-	-
	Thorium-232	Bq/g	0.0005		-	-	-	-	-	-	-
	Thorium-234	Bq/g	0.025		-	-	-	-	-	-	-
	Uranium-234	Bq/g	0.0005		-	-	-	-	-	-	-
	Uranium-235	Bq/g	0.0005		-	-	-	-	-	-	-
SVOC TIC	SVOC TICS - Detect	Detect			-	-	-	-	-	-	-
	SVOC Tentatively Identified Compounds	mg/kg	0.1		-	-	-	-	-	-	-
VOC TIC	VOC Tentatively Identified Compounds	mg/kg	0.05		-	-	-	-	-	-	-
Explosives	2,2,4,4,6,6-Hexanitrostilbene	mg/kg			-	-	-	-	-	-	-
	2,4,6-Trinitrotoluene (TNT)	mg/kg		130	-	-	-	-	-	-	-
	2,4,6-trinitrophenyl	mg/kg			-	-	-	-	-	-	-
	HMX	mg/kg		13000	-	-	-	-	-	-	-
	Ethylene glycol dinitrate	mg/kg			-	-	-	-	-	-	-
	Nitrocellulose (12% N)	mg/kg			-	-	-	-	-	-	-
	Nitroglycerine	mg/kg			-	-	-	-	-	-	-
	PETN	mg/kg			-	-	-	-	-	-	-
	RDX	mg/kg		26000	-	-	-	-	-	-	-
	Tetryl	mg/kg			-	-	-	-	-	-	-
NA	Actinium-228	Bq/kg	2		-	-	-	-	-	-	-
	Caesium-134	Bq/kg	1.7		-	-	-	-	-	-	-
	Bismuth-212	Bq/kg	19		-	-	-	-	-	-	-
	Bismuth-214	Bq/kg	2		-	-	-	-	-	-	-
	Lead-212	Bq/kg	2		-	-	-	-	-	-	-
	Lead-214	Bq/kg	2		-	-	-	-	-	-	-
	Thallium-208	Bq/kg	2		-	-	-	-	-	-	-
Other	Temperature	°C			21.3	21.2	21.1	21.3	20	19.9	17.8
	Conductivity @ 20oC	uS/cm	14		177	176	153 - 157	153	166 - 192	201 - 237	200 - 227
	Organic Matter	%	0.35		-	-	-	-	-	-	-
	Moisture Content (dried @35oC)	%			7.6	6.9	23	9.3	15	9.8	19
	pH (Lab)	pH Units	1		8.01 - 8.45	8.27 - 8.85	8.25 - 8.98	7.11 - 8.12	8.12 - 8.37	8.17 - 8.51	7.84 - 8.47
	Total Organic Carbon	%	0.2		0.669	0.252	<0.2	1.28	0.733	0.622	<0.2

Environmental Standards Comments
#1:GAC is only presented as speciated chromium. 7.7mg/kg is used for hexavalent. If hexavalent chromium (CrVI) data is available, a value of 1,500mg/kg may be appropriate for the remaining trivalent chromium (CrIII).
#2:C4SL for lead adopted
#3:GAC only presented as speciated mercury. 16mg/kg is used for elemental mercury. If the CSM indicates that elemental mercury is not a CoC and mercury is present in an inorganic form, a value of 120mg/kg for inorganic mercury may be appropriate
#4:Updated S4UL for nickel
#5:S4UL exceeds solubility saturation limit
#6:Criteria derived for Ali>C16-C35 split between Ali>C16-21 & Ali>C21-35. Requires summation of fractions to use Ali>C16-C35 criteria.
#7:Criteria presented is for p-xylene. A separate value is presented for o-xylene.
#8:S4UL based on a threshold protective of direct skin contact with phenol

Key

<0.6	Result MDL exceeds GAC
27.8	Result exceeds GAC

Notes
Where a range is given a determinand has been analysed for by more than one method

				Location Code	BH01024	BH01025	BH01025	BH01026	BH01026	BH01026	BH01026
				Sample Depth Range	3-3.1	0.9-1.2	3.2-3.3	0.05-0.1	0.05-0.4	0.4-0.5	0.4-0.5
				Sampled Date Time	13/08/2019	05/08/2019	13/08/2019	05/08/2019	12/12/2019	05/08/2019	23/08/2019
				LQM S4UL Public Open Space (POS) Residential - 1% SOM (GAC)							
Chem_Group	**ChemName**	**output unit**	**EQL**								
Metals	Antimony	mg/kg	0.6		-	-	-	-	-	-	-
	Arsenic	mg/kg	0.6	79	2.07	15.4	9.33	11.2	-	-	-
	Barium	mg/kg	0.6		-	-	-	-	-	-	-
	Beryllium	mg/kg	0.01	2.2	-	-	-	-	-	-	-
	Boron	mg/kg	1	21000	<1	<1	<1	1.12	-	-	-
	Cadmium	mg/kg	0.02	120	0.44	0.437	<0.02	0.336	-	-	-
	Chromium (hexavalent)	mg/kg	0.6	7.7	<0.6	<0.6	<0.6	<0.6	-	-	-
	Chromium	mg/kg	0.9	[#1]	3.88	14.2	84.6	48.1	-	-	-
	Copper	mg/kg	1.4	12000	7.09	13.8	28.1	13.3	-	-	-
	Lead	mg/kg	0.7	630[#2]	10.3	9.24	7.62	28.6	-	-	-
	Mercury	mg/kg	0.14	[#3]	<0.14	<0.14	<0.14	<0.14	-	-	-
	Molybdenum	mg/kg	0.1		-	-	-	-	-	-	-
	Nickel	mg/kg	0.2	230[#4]	17	11.4	22.7	28.3	-	-	-
	Selenium	mg/kg	1	1100	<1	<1	<1	<1	-	-	-
	Vanadium	mg/kg	0.2	2000	-	-	-	-	-	-	-
	Zinc	mg/kg	1.9	81000	52.2	50.7	83.8	75.6	-	-	-
Asbestos	Anthophyllite	Detect			0	0	0	0	-	-	-
	Asbestos Analysts Comments	-			-	-	-	-	-	-	-
	Asbestos PCOM Quantification	%	0.001		-	-	-	-	-	-	-
	Asbestos Quantification Total	%	0.001		-	-	-	-	-	-	-
	Asbestos: Actinolite	Detect			0	0	0	0	-	-	-
	Additional Asbestos Components (Using TM048)	Comment			-	-	-	-	-	-	-
	Crocidolite Asbestos	Detect			0	0	0	0	-	-	-
	Asbestos Gravimetric Quantification	%	0.001		-	-	-	-	-	-	-
	Chrysotile Asbestos	Detect			0	0	0	0	-	-	-
	Amosite Asbestos	Detect			0	0	0	0	-	-	-
	Non-Asbestos Fibre	Detect			0	0	0	0	-	-	-
	Tremolite	Detect			0	0	0	0	-	-	-
Inorganics	Alkalinity (total) as CaCO3	mg/kg	10		-	-	-	-	-	-	-
	Ammoniacal Nitrogen as N	mg/kg	12		-	-	-	-	-	-	-
	Cyanide (Free)	mg/kg	1		<1	<1	<1	<1	-	-	-
	Cyanide Total	mg/kg	1		<1	<1	<1	<1	-	-	-
	cyanides-complex	mg/kg	1		<1	<1	<1	<1	-	-	-
	Nitrite (as N)	mg/kg	0.03		-	-	-	-	-	-	-
	Sulphate	mg/kg	200		-	-	-	-	-	-	-
PAH	Naphthalene	mg/kg	0.009	4900	<0.009	<0.009	<0.009	<0.009	-	-	-
	Acenaphthene	mg/kg	0.008	15000	<0.008	<0.008	<0.008	0.0234	-	-	-
	Acenaphthylene	mg/kg	0.012	15000	<0.012	<0.012	<0.012	0.0167	-	-	-
	Fluoranthene	mg/kg	0.017	3100	<0.017	<0.017	<0.017	0.739	-	-	-
	Anthracene	mg/kg	0.016	74000	<0.016	<0.016	<0.016	0.0572	-	-	-
	Phenanthrene	mg/kg	0.015	3100	<0.015	<0.015	<0.015	0.385	-	-	-
	Fluorene	mg/kg	0.01	9900	<0.01	<0.01	<0.01	0.0167	-	-	-
	Chrysene	mg/kg	0.01	57	<0.01	<0.01	<0.01	0.285	-	-	-
	Pyrene	mg/kg	0.015	7400	<0.015	<0.015	<0.015	0.595	-	-	-
	Benzo(a)anthracene	mg/kg	0.014	29	<0.014	<0.014	<0.014	0.266	-	-	-
	Benzo(b)fluoranthene	mg/kg	0.015	7.1	<0.015	<0.015	<0.015	0.309	-	-	-
	Benzo(k)fluoranthene	mg/kg	0.014	190	<0.014	<0.014	<0.014	0.144	-	-	-
	Benzo(a)pyrene	mg/kg	0.015	5.7	<0.015	<0.015	<0.015	0.274	-	-	-
	Dibenz(a,h)anthracene	mg/kg	0.023	0.57	<0.023	<0.023	<0.023	0.0353	-	-	-
	Benzo(g,h,i)perylene	mg/kg	0.024	640	<0.024	<0.024	<0.024	0.206	-	-	-
	Indeno(1,2,3-c,d)pyrene	mg/kg	0.018	82	<0.018	<0.018	<0.018	0.212	-	-	-
	PAH 16 Total	mg/kg	0.118		<0.118	<0.118	<0.118	3.56	-	-	-
TPH CWG	>C5-C6 Aliphatics	mg/kg	0.01	(sol)570000[#5]	-	-	-	-	-	-	-
	>C6-C8 Aliphatics	mg/kg	0.01	600000	-	-	-	-	-	-	-
	>C10-C44 Aliphatics	mg/kg	5		-	-	-	-	-	-	-
	>C10-C44 Aliphatics/Aromatics	mg/kg	10		-	-	-	-	-	-	-
	>C8-C10 Aliphatics	mg/kg	0.01	13000	-	-	-	-	-	-	-
	>C10-C12 Aliphatics	mg/kg	0.01	13000	-	-	-	-	-	-	-
	>C12-C16 Aliphatics	mg/kg	0.1	13000	-	-	-	-	-	-	-
	>C16-C21 Aliphatics	mg/kg	0.1	125000[#6]	-	-	-	-	-	-	-
	>C21-C35 Aliphatics	mg/kg	0.1	125000[#6]	-	-	-	-	-	-	-
	>C35-C44 Aliphatics	mg/kg	0.1	250000	-	-	-	-	-	-	-
	>C5-C10 Aliphatics	mg/kg	0.05		-	-	-	-	-	-	-
	Total Aliphatics >C12-C44	mg/kg	0.1		-	-	-	-	-	-	-
	>EC5-EC10 Aromatics	mg/kg	0.05		-	-	-	-	-	-	-
	>EC6-EC7 Aromatics	mg/kg	0.01		-	-	-	-	-	-	-
	>EC7-EC8 Aromatics	mg/kg	0.01	56000	-	-	-	-	-	-	-
	>EC8-EC10 Aromatics	mg/kg	0.01	5000	-	-	-	-	-	-	-
	>EC10-EC12 Aromatics	mg/kg	0.01	5000	-	-	-	-	-	-	-
	>EC10-EC44 Aromatics	mg/kg	5		-	-	-	-	-	-	-
	>EC12-EC16 Aromatics	mg/kg	0.1	5100	-	-	-	-	-	-	-
	>EC16-EC21 Aromatics	mg/kg	0.1	3800	-	-	-	-	-	-	-
	>EC21-EC35 Aromatics	mg/kg	0.1	3800	-	-	-	-	-	-	-
	>EC35-EC44 Aromatics	mg/kg	0.1	3800	-	-	-	-	-	-	-
	>EC40-EC44 Aromatics	mg/kg	0.1		-	-	-	-	-	-	-
	>EC12-EC44 Aromatics	mg/kg	0.1		-	-	-	-	-	-	-
	TPH Aliphatics & Aromatics >C5-44	mg/kg	0.1		-	-	-	-	-	-	-
TPH	>C5-C6	mg/kg	0.02		<0.02	<0.02	<0.02	<0.02	-	-	-

				Location Code	BH01024	BH01025	BH01025	BH01026	BH01026	BH01026	BH01026
				Sample Depth Range	3-3.1	0.9-1.2	3.2-3.3	0.05-0.1	0.05-0.4	0.4-0.5	0.4-0.5
				Sampled Date Time	13/08/2019	05/08/2019	13/08/2019	05/08/2019	12/12/2019	05/08/2019	23/08/2019
				LQM S4UL Public Open Space (POS) Residential - 1% SOM (GAC)							
Chem Group	ChemName	output unit	EQL								
	>C6-C7	mg/kg	0.02		<0.02	<0.02	<0.02	<0.02	-	-	-
	>C7-C8	mg/kg	0.02		0.0211	<0.02	<0.02	<0.02	-	-	-
	>C8-C10	mg/kg	0.02		1.25	<0.02	<0.02	<0.02	-	-	-
	>C10-C12	mg/kg	0.02		<35 - 0.827	<0.02	<0.02	<0.02	-	-	-
	>C12-C16	mg/kg	35		<35	<35	<35	<35	-	-	-
	>C16-C21	mg/kg	35		<35	<35	<35	<35	-	-	-
	>C21-C28	mg/kg	35		<35	<35	<35	<35	-	-	-
	>C28-C35	mg/kg	35		<35	<35	<35	<35	-	-	-
	>C35-C40	mg/kg	35		<35	<35	<35	<35	-	-	-
	GRO >C5-10	mg/kg	0.02		-	-	-	-	-	-	-
	TPH >C6-C40	mg/kg	10		-	-	-	-	-	-	-
	EPH>C5-40	mg/kg	35		<35	<35	<35	56.5	-	-	-
	EPH >C10-40	mg/kg	35		<35	<35	<35	56.5	-	-	-
	GRO >C5-12	mg/kg	0.1		2.13	<0.1	<0.1	<0.1	-	-	-
	Total Petroleum Hydrocarbons	mg/kg	35		-	-	-	-	-	-	-
BTEX and MTBE	Benzene	mg/kg	0.009	72	<0.009	<0.009	<0.009	<0.09	-	-	-
	Toluene	mg/kg	0.007	56000	<0.007	<0.007	<0.007	<0.07	-	-	-
	Ethylbenzene	mg/kg	0.004	24000	<0.004	<0.004	<0.004	<0.04	-	-	-
	Xylene (m & p)	mg/kg	0.01	41000[#7]	<0.01	<0.01	<0.01	<0.1	-	-	-
	Xylene (o)	mg/kg	0.01	41000	<0.01	<0.01	<0.01	<0.1	-	-	-
	Xylene Total	mg/kg	0.02		-	-	-	-	-	-	-
	MTBE	mg/kg	0.01		<0.01	<0.01	<0.01	<0.1	-	-	-
	Total BTEX	mg/kg	0.04		<0.04	<0.04	<0.04	<0.4	-	-	-
VOC	Styrene	mg/kg	0.01		-	-	-	-	-	-	-
	cis-1,3-dichloropropene	mg/kg	0.01		-	-	-	-	-	-	-
	trans-1,3-dichloropropene	mg/kg	0.01		-	-	-	-	-	-	-
	1,1,1,2-tetrachloroethane	mg/kg	0.01	1400	-	-	-	-	-	-	-
	1,1,1-trichloroethane	mg/kg	0.007	140000	-	-	-	-	-	-	-
	1,1,2,2-tetrachloroethane	mg/kg	0.01	1400	-	-	-	-	-	-	-
	1,1,2-trichloroethane	mg/kg	0.01		-	-	-	-	-	-	-
	1,1-dichloroethane	mg/kg	0.008		-	-	-	-	-	-	-
	1,1-dichloroethene	mg/kg	0.01		-	-	-	-	-	-	-
	1,1-dichloropropene	mg/kg	0.01		-	-	-	-	-	-	-
	1,2,3-trichloropropane	mg/kg	0.016		-	-	-	-	-	-	-
	1,2,4-trimethylbenzene	mg/kg	0.009		-	-	-	-	-	-	-
	1,2-dibromo-3-chloropropane	mg/kg	0.014		-	-	-	-	-	-	-
	1,2-dibromoethane	mg/kg	0.01		-	-	-	-	-	-	-
	1,2-dichloroethane	mg/kg	0.005	29	-	-	-	-	-	-	-
	1,2-dichloropropane	mg/kg	0.01		-	-	-	-	-	-	-
	1,3,5-trimethylbenzene	mg/kg	0.008		-	-	-	-	-	-	-
	1,3-dichloropropane	mg/kg	0.007		-	-	-	-	-	-	-
	2,2-dichloropropane	mg/kg	0.01		-	-	-	-	-	-	-
	2-chlorotoluene	mg/kg	0.009		-	-	-	-	-	-	-
	4-chlorotoluene	mg/kg	0.01		-	-	-	-	-	-	-
	Bromobenzene	mg/kg	0.01		-	-	-	-	-	-	-
	Bromochloromethane	mg/kg	0.01		-	-	-	-	-	-	-
	Bromodichloromethane	mg/kg	0.007		-	-	-	-	-	-	-
	Bromoform	mg/kg	0.01		-	-	-	-	-	-	-
	Bromomethane	mg/kg	0.01		-	-	-	-	-	-	-
	Carbon disulfide	mg/kg	0.007	11000	-	-	-	-	-	-	-
	Carbon tetrachloride	mg/kg	0.01	890	-	-	-	-	-	-	-
	Chlorodibromomethane	mg/kg	0.01		-	-	-	-	-	-	-
	Chloroethane	mg/kg	0.01		-	-	-	-	-	-	-
	Chloroform	mg/kg	0.008	2500	-	-	-	-	-	-	-
	Chloromethane	mg/kg	0.007		-	-	-	-	-	-	-
	cis-1,2-dichloroethene	mg/kg	0.006		-	-	-	-	-	-	-
	Dibromomethane	mg/kg	0.009		-	-	-	-	-	-	-
	Dichlorodifluoromethane	mg/kg	0.006		-	-	-	-	-	-	-
	Dichloromethane	mg/kg	0.01		-	-	-	-	-	-	-
	Isopropylbenzene	mg/kg	0.005		-	-	-	-	-	-	-
	n-butylbenzene	mg/kg	0.011		-	-	-	-	-	-	-
	n-propylbenzene	mg/kg	0.01		-	-	-	-	-	-	-
	p-isopropyltoluene	mg/kg	0.01		-	-	-	-	-	-	-
	sec-butylbenzene	mg/kg	0.01		-	-	-	-	-	-	-
	Trichloroethene	mg/kg	0.009	120	-	-	-	-	-	-	-
	tert-butylbenzene	mg/kg	0.014		-	-	-	-	-	-	-
	Tetrachloroethene	mg/kg	0.005	1400	-	-	-	-	-	-	-
	trans-1,2-dichloroethene	mg/kg	0.01		-	-	-	-	-	-	-
	Trichlorofluoromethane	mg/kg	0.006		-	-	-	-	-	-	-
	Vinyl chloride	mg/kg	0.006	3.5	-	-	-	-	-	-	-
	tert-Amyl methyl ether	mg/kg	0.01		-	-	-	-	-	-	-
VOC/SVOC	1,2,3-trichlorobenzene	mg/kg	0.02	1800	-	-	-	-	-	-	-
	1,2,4-trichlorobenzene	mg/kg	0.02	15000	-	-	-	-	-	-	-
	1,2-dichlorobenzene	mg/kg	0.01	90000	-	-	-	-	-	-	-
	1,3,5-Trichlorobenzene	mg/kg	0.02	1700	-	-	-	-	-	-	-
	1,3-dichlorobenzene	mg/kg	0.008	300	-	-	-	-	-	-	-
	1,4-dichlorobenzene	mg/kg	0.005	17000	-	-	-	-	-	-	-

				Location Code	BH01024	BH01025	BH01025	BH01026	BH01026	BH01026	BH01026
				Sample Depth Range	3-3.1	0.9-1.2	3.2-3.3	0.05-0.1	0.05-0.4	0.4-0.5	0.4-0.5
				Sampled Date Time	13/08/2019	05/08/2019	13/08/2019	05/08/2019	12/12/2019	05/08/2019	23/08/2019
			LQM S4UL Public Open Space (POS) Residential - 1% SOM (GAC)								
Chem Group	**ChemName**	**output unit**	**EQL**								
	Chlorobenzene	mg/kg	0.005	11000	-	-	-	-	-	-	-
	Hexachlorobutadiene	mg/kg	0.02	25	-	-	-	-	-	-	-
SVOC	4-bromophenyl phenyl ether	mg/kg	0.1		-	-	-	-	-	-	-
	4-nitroaniline	mg/kg	0.1		-	-	-	-	-	-	-
	4-nitrophenol	mg/kg	0.1		-	-	-	-	-	-	-
	2,4,5-trichlorophenol	mg/kg	0.1		-	-	-	-	-	-	-
	2,4,6-trichlorophenol	mg/kg	0.1		-	-	-	-	-	-	-
	2,4-dichlorophenol	mg/kg	0.1		-	-	-	-	-	-	-
	2,4-dimethylphenol	mg/kg	0.1		-	-	-	-	-	-	-
	2,4-dinitrotoluene	mg/kg	0.1		-	-	-	-	-	<1	<1
	2,6-dinitrotoluene	mg/kg	0.1		-	-	-	-	-	<1	<1
	2-chloronaphthalene	mg/kg	0.1		-	-	-	-	-	-	-
	2-chlorophenol	mg/kg	0.1		-	-	-	-	-	-	-
	2-methylnaphthalene	mg/kg	0.1		-	-	-	-	-	-	-
	2-methylphenol	mg/kg	0.1		-	-	-	-	-	-	-
	2-nitroaniline	mg/kg	0.1		-	-	-	-	-	-	-
	2-nitrophenol	mg/kg	0.1		-	-	-	-	-	-	-
	3-nitroaniline	mg/kg	0.1		-	-	-	-	-	-	-
	4-chloro-3-methylphenol	mg/kg	0.1		-	-	-	-	-	-	-
	4-chloroaniline	mg/kg	0.1		-	-	-	-	-	-	-
	4-chlorophenyl phenyl ether	mg/kg	0.1		-	-	-	-	-	-	-
	4-methylphenol	mg/kg	0.1		-	-	-	-	-	-	-
	Azobenzene	mg/kg	0.1		-	-	-	-	-	-	-
	Bis(2-chloroethoxy) methane	mg/kg	0.1		-	-	-	-	-	-	-
	Bis(2-chloroethyl)ether	mg/kg	0.1		-	-	-	-	-	-	-
	Bis(2-chloroisopropyl) ether	mg/kg	0.1		-	-	-	-	-	-	-
	Bis(2-ethylhexyl) phthalate	mg/kg	0.1		-	-	-	-	-	-	-
	Butyl benzyl phthalate	mg/kg	0.1		-	-	-	-	-	-	-
	Carbazole	mg/kg	0.1		-	-	-	-	-	-	-
	Dibenzofuran	mg/kg	0.1		-	-	-	-	-	-	-
	Diethylphthalate	mg/kg	0.1		-	-	-	-	-	-	-
	Dimethyl phthalate	mg/kg	0.1		-	-	-	-	-	-	-
	Di-n-butyl phthalate	mg/kg	0.1		-	-	-	-	-	-	-
	Di-n-octyl phthalate	mg/kg	0.1		-	-	-	-	-	-	-
	Hexachlorobenzene	mg/kg	0.05	16	-	-	-	-	-	-	-
	Hexachlorocyclopentadiene	mg/kg	0.1		-	-	-	-	-	-	-
	Hexachloroethane	mg/kg	0.1		-	-	-	-	-	-	-
	Isophorone	mg/kg	0.1		-	-	-	-	-	-	-
	Nitrobenzene	mg/kg	0.1		-	-	-	-	-	-	-
	N-nitrosodi-n-propylamine	mg/kg	0.1		-	-	-	-	-	-	-
	Pentachloronitrobenzene	mg/kg	0.05		-	-	-	-	-	-	-
	Pentachlorophenol	mg/kg	0.1	60	-	-	-	-	-	-	-
PCB	Heptachlorobiphenyl, 2,3,3,4,4,5,5- (PCB 189)	mg/kg	0.003		-	-	-	-	-	-	-
	Hexachlorobiphenyl, 2,3,3,4,4,5- (PCB 156)	mg/kg	0.003		-	-	-	-	-	-	-
	Hexachlorobiphenyl, 2,3,3,4,4,5- (PCB 157)	mg/kg	0.003		-	-	-	-	-	-	-
	Hexachlorobiphenyl, 2,3,4,4,5,5- (PCB 167)	mg/kg	0.003		-	-	-	-	-	-	-
	Hexachlorobiphenyl, 3,3,4,4,5,5- (PCB 169)	mg/kg	0.003		-	-	-	-	-	-	-
	PCB 101	mg/kg	0.003		-	-	-	-	-	-	-
	PCB 118	mg/kg	0.003		-	-	-	-	-	-	-
	PCB 138	mg/kg	0.003		-	-	-	-	-	-	-
	PCB 153	mg/kg	0.003		-	-	-	-	-	-	-
	PCB 180	mg/kg	0.003		-	-	-	-	-	-	-
	PCB 28	mg/kg	0.003		-	-	-	-	-	-	-
	PCB 52	mg/kg	0.003		-	-	-	-	-	-	-
	Pentachlorobiphenyl, 2,3,3,4,4- (PCB 105)	mg/kg	0.003		-	-	-	-	-	-	-
	Pentachlorobiphenyl, 2,3,4,4,5- (PCB 114)	mg/kg	0.003		-	-	-	-	-	-	-
	Pentachlorobiphenyl, 2,3,4,4,5- (PCB 123)	mg/kg	0.003		-	-	-	-	-	-	-
	Pentachlorobiphenyl, 3,3,4,4,5- (PCB 126)	mg/kg	0.003		-	-	-	-	-	-	-
	Tetrachlorobiphenyl, 3,3,4,4- (PCB 77)	mg/kg	0.003		-	-	-	-	-	-	-
	Tetrachlorobiphenyl, 3,4,4,5- (PCB 81)	mg/kg	0.003		-	-	-	-	-	-	-
	Total PCB 7 Congeners	mg/kg	0.021		-	-	-	-	-	-	-
	Total PCB WHO 12	mg/kg	0.036		-	-	-	-	-	-	-
Phenolics	Xylenols	mg/kg	0.015		<0.015	<0.015	<0.015	<0.015	-	-	-
	Cresol Total	mg/kg	0.01		<0.01	<0.01	<0.01	<0.01	-	-	-
	Phenol	mg/kg	0.01	(dir)760[#8]	<0.01	<0.01	<0.01	<0.01	-	-	-
	Phenols Monohydric	mg/kg	0.035		<0.035	<0.035	<0.035	<0.035	-	-	-
Organotins	Dibutyltin	mg/kg			-	-	-	-	-	-	-
	Monophenyltin	mg/kg			-	-	-	-	-	-	-
	Diphenyltin	mg/kg			-	-	-	-	-	-	-
	Monobutyltin	mg/kg			-	-	-	-	-	-	-
	Tetrabutyltin	mg/kg			-	-	-	-	-	-	-
	Tributyltin	mg/kg			-	-	-	-	-	-	-
	Triphenyltin	mg/kg			-	-	-	-	-	-	-
Pesticides	Heptachlor epoxide	mg/kg	0.05		-	-	-	-	-	-	-
	Tecnazene	mg/kg	0.05		-	-	-	-	-	-	-
	2,4,5-TP (Silvex)	mg/kg			-	-	-	-	-	-	-
	Hedonal	mg/kg			-	-	-	-	-	-	-

				Location Code	BH01024	BH01025	BH01025	BH01026	BH01026	BH01026	BH01026
				Sample Depth Range	3-3.1	0.9-1.2	3.2-3.3	0.05-0.1	0.05-0.4	0.4-0.5	0.4-0.5
				Sampled Date Time	13/08/2019	05/08/2019	13/08/2019	05/08/2019	12/12/2019	05/08/2019	23/08/2019
			LQM S4UL Public Open Space (POS) Residential - 1% SOM (GAC)								
Chem_Group	**ChemName**	**output unit**	**EQL**								
	2,4-DDT	mg/kg	0.05		-	-	-	-	-	-	-
	2,4-Dichlorprop	mg/kg			-	-	-	-	-	-	-
	4-(2,4-Dichlorophenoxy)butyric Acid (2,4-DB)	mg/kg			-	-	-	-	-	-	-
	4,4-DDE	mg/kg	0.05		-	-	-	-	-	-	-
	a-BHC	mg/kg	0.05	24	-	-	-	-	-	-	-
	Aldrin	mg/kg	0.05	18	-	-	-	-	-	-	-
	Atrazine	mg/kg	0.05	1200	-	-	-	-	-	-	-
	Azinophos methyl	mg/kg	0.05		-	-	-	-	-	-	-
	b-BHC	mg/kg	0.05	8.1	-	-	-	-	-	-	-
	Bentazone	mg/kg			-	-	-	-	-	-	-
	Chlordane (cis)	mg/kg	0.05		-	-	-	-	-	-	-
	Chlordane (trans)	mg/kg	0.05		-	-	-	-	-	-	-
	Chlorfenvinphos	mg/kg	0.05		-	-	-	-	-	-	-
	Chlorotoluron	mg/kg			-	-	-	-	-	-	-
	Chlorpyrifos-methyl	mg/kg	0.05		-	-	-	-	-	-	-
	Cyanazine	mg/kg			-	-	-	-	-	-	-
	d-BHC	mg/kg	0.05		-	-	-	-	-	-	-
	DDD	mg/kg	0.05		-	-	-	-	-	-	-
	DDT	mg/kg	0.05		-	-	-	-	-	-	-
	Chlorothalonil	mg/kg	0.05		-	-	-	-	-	-	-
	Diazinon	mg/kg	0.05		-	-	-	-	-	-	-
	Dichlorvos	mg/kg	0.05	16	-	-	-	-	-	-	-
	Dieldrin	mg/kg	0.05	18	-	-	-	-	-	-	-
	Dimethoate	mg/kg	0.05		-	-	-	-	-	-	-
	Disulfoton	mg/kg	0.05		-	-	-	-	-	-	-
	Diuron	mg/kg			-	-	-	-	-	-	-
	Endosulfan I	mg/kg	0.05	1200	-	-	-	-	-	-	-
	Endosulfan II	mg/kg	0.05		-	-	-	-	-	-	-
	Endosulfan sulphate	mg/kg	0.05		-	-	-	-	-	-	-
	Endrin	mg/kg	0.05		-	-	-	-	-	-	-
	Fenitrothion	mg/kg	0.05		-	-	-	-	-	-	-
	Fenthion	mg/kg	0.05		-	-	-	-	-	-	-
	Fluroxypyr	mg/kg			-	-	-	-	-	-	-
	g-BHC (Lindane)	mg/kg	0.05	8.2	-	-	-	-	-	-	-
	Heptachlor	mg/kg	0.05		-	-	-	-	-	-	-
	Isodrin	mg/kg	0.05		-	-	-	-	-	-	-
	Isoproturon	mg/kg			-	-	-	-	-	-	-
	Linuron	mg/kg			-	-	-	-	-	-	-
	Malathion	mg/kg	0.05		-	-	-	-	-	-	-
	2-Methyl-4-chlorophenoxyacetic acid	mg/kg			-	-	-	-	-	-	-
	2-Methyl-4-Chlorophenoxy Butanoic Acid	mg/kg			-	-	-	-	-	-	-
	Mecoprop	mg/kg			-	-	-	-	-	-	-
	Methoxychlor	mg/kg	0.05		-	-	-	-	-	-	-
	Methyl parathion	mg/kg	0.05		-	-	-	-	-	-	-
	Mevinphos (Phosdrin)	mg/kg	0.05		-	-	-	-	-	-	-
	Nitroguanidine	mg/kg			-	-	-	-	-	<0.25	<0.25
	o,p-DDD	mg/kg	0.05		-	-	-	-	-	-	-
	o,p'-DDE	mg/kg	0.05		-	-	-	-	-	-	-
	o,p-Methoxychlor	mg/kg	0.05		-	-	-	-	-	-	-
	Parathion	mg/kg	0.05		-	-	-	-	-	-	-
	Pendimethalin	mg/kg	0.05		-	-	-	-	-	-	-
	Permethrin	mg/kg	0.05		-	-	-	-	-	-	-

				Location Code	BH01024	BH01025	BH01025	BH01026	BH01026	BH01026	BH01026
				Sample Depth Range	3-3.1	0.9-1.2	3.2-3.3	0.05-0.1	0.05-0.4	0.4-0.5	0.4-0.5
				Sampled Date Time	13/08/2019	05/08/2019	13/08/2019	05/08/2019	12/12/2019	05/08/2019	23/08/2019
			LQM S4UL Public Open Space (POS) Residential - 1% SOM (GAC)								
Chem Group	**ChemName**	**output unit**	**EQL**								
	Permethrin II	mg/kg	0.05		-	-	-	-	-	-	-
	Phorate	mg/kg	0.05		-	-	-	-	-	-	-
	Prometryn	mg/kg	0.05		-	-	-	-	-	-	-
	Pronamide	mg/kg	0.05		-	-	-	-	-	-	-
	Propazine	mg/kg	0.05		-	-	-	-	-	-	-
	Simazine	mg/kg	0.05		-	-	-	-	-	-	-
	Terbutryn	mg/kg	0.05		-	-	-	-	-	-	-
	Terbutylazine	mg/kg	0.05		-	-	-	-	-	-	-
	Triadimefon	mg/kg	0.05		-	-	-	-	-	-	-
	Triallate	mg/kg	0.05		-	-	-	-	-	-	-
	Triclopyr	mg/kg			-	-	-	-	-	-	-
	Trifluralin	mg/kg	0.05		-	-	-	-	-	-	-
	Telodrin	mg/kg	0.05		-	-	-	-	-	-	-
Radionuclides	Caesium-137	Bq/kg	1.4		-	-	-	-	<1.9	-	-
	Protactinium-234m	Bq/kg	140		-	-	-	-	<200	-	-
	Americium-241	Bq/g	0.0022		-	-	-	-	<0.0022	-	-
	Beryllium-7	Bq/g	0.016		-	-	-	-	<0.016	-	-
	Cobalt-60	Bq/g	0.0015		-	-	-	-	<0.0021	-	-
	Gross alpha	Bq/kg	54		-	-	-	-	185	-	-
	Gross beta	Bq/kg	87		-	-	-	-	360	-	-
	Lead-210	Bq/kg	22		-	-	-	-	<22	-	-
	Potassium-40	Bq/kg	2		-	-	-	-	260	-	-
	Radium -224	Bq/g	0.022		-	-	-	-	<0.03	-	-
	Radium-226	Bq/g	0.0005		-	-	-	-	<0.023 - 0.0071	-	-
	Thorium-228	Bq/g	0.0005		-	-	-	-	0.0178	-	-
	Thorium-230	Bq/g	0.0005		-	-	-	-	0.0203	-	-
	Thorium-232	Bq/g	0.0005		-	-	-	-	0.018	-	-
	Thorium-234	Bq/g	0.025		-	-	-	-	<0.025	-	-
	Uranium-234	Bq/g	0.0005		-	-	-	-	0.0154	-	-
	Uranium-235	Bq/g	0.0005		-	-	-	-	<0.0015	-	-
SVOC TIC	SVOC TICS - Detect	Detect			-	-	-	-	-	-	-
	SVOC Tentatively Identified Compounds	mg/kg	0.1		-	-	-	-	-	-	-
VOC TIC	VOC Tentatively Identified Compounds	mg/kg	0.05		-	-	-	-	-	-	-
Explosives	2,2,4,4,6,6-Hexanitrostilbene	mg/kg			-	-	-	-	-	<0.5	<0.5
	2,4,6-Trinitrotoluene (TNT)	mg/kg		130	-	-	-	-	-	<0.1	<0.1
	2,4,6-trinitrophenyl	mg/kg			-	-	-	-	-	<0.1	<0.1
	HMX	mg/kg		13000	-	-	-	-	-	<2	<2
	Ethylene glycol dinitrate	mg/kg			-	-	-	-	-	<1	<1
	Nitrocellulose (12% N)	mg/kg			-	-	-	-	-	<5000	<5000
	Nitroglycerine	mg/kg			-	-	-	-	-	<1	<1
	PETN	mg/kg			-	-	-	-	-	<5	<5
	RDX	mg/kg		26000	-	-	-	-	-	<2	<2
	Tetryl	mg/kg			-	-	-	-	-	<1	<1
NA	Actinium-228	Bq/kg	2		-	-	-	-	20.7	-	-
	Caesium-134	Bq/kg	1.7		-	-	-	-	<2.1	-	-
	Bismuth-212	Bq/kg	19		-	-	-	-	<24	-	-
	Bismuth-214	Bq/kg	2		-	-	-	-	15.8	-	-
	Lead-212	Bq/kg	2		-	-	-	-	19.4	-	-
	Lead-214	Bq/kg	2		-	-	-	-	15.6	-	-
	Thallium-208	Bq/kg	2		-	-	-	-	6.1	-	-
Other	Temperature	°C			21	21.2	19.7	20.7	-	-	-
	Conductivity @ 20oC	uS/cm	14		142 - 149	126	243 - 245	83.2 - 114	-	-	-
	Organic Matter	%	0.35		-	-	-	-	-	-	-
	Moisture Content (dried @35oC)	%			19	3.4	24	12	-	-	-
	pH (Lab)	pH Units	1		7.58 - 8.87	7.91 - 8.51	7.9 - 8.76	6.76 - 8.06	-	-	-
	Total Organic Carbon	%	0.2		0.22	<0.2	<0.2	1.42	-	-	-

Environmental Standards Comments
#1:GAC is only presented as speciated chromium. 7.7mg/kg is used for hexavalent. If hexavalent chromium (CrVI) data is available, a value of 1,500mg/kg may be appropriate for the remaining trivalent chromium (CrIII).
#2:C4SL for lead adopted
#3:GAC only presented as speciated mercury. 16mg/kg is used for elemental mercury. If the CSM indicates that elemental mercury is not a CoC and mercury is present in an inorganic form, a value of 120mg/kg for inorganic mercury may be appropriate
#4:Updated S4UL for nickel
#5:S4UL exceeds solubility saturation limit
#6:Criteria derived for Ali>C16-C35 split between Ali>C16-21 & Ali>C21-35. Requires summation of fractions to use Ali>C16-C35 criteria.
#7:Criteria presented is for p-xylene. A separate value is presented for o-xylene.
#8:S4UL based on a threshold protective of direct skin contact with phenol

Key

<0.6	Result MDL exceeds GAC
27.8	Result exceeds GAC

Notes
Where a range is given a determinand has been analysed for by more than one method

				Location_Code	BH01026	BH01026	BH01027	BH01027	BH01027	BH01028	BH01028
				Sample_Depth_Range	1.1-1.2	3.04-3.1	0.05-0.05	1-1.2	2.4-2.5	0.5-0.8	1.4-1.5
				Sampled_Date_Time	05/08/2019	07/08/2019	06/08/2019	06/08/2019	12/08/2019	08/08/2019	14/08/2019
				LQM S4UL Public Open Space (POS) Residential - 1% SOM (GAC)							
Chem_Group	**ChemName**	**output unit**	**EQL**								
Metals	Antimony	mg/kg	0.6		-	-	-	-	-	-	-
	Arsenic	mg/kg	0.6	79	5.22	2.6	10.2	7.2	0.667	4.54	1.27
	Barium	mg/kg	0.6		-	-	-	-	-	-	-
	Beryllium	mg/kg	0.01	2.2	-	-	-	-	-	-	-
	Boron	mg/kg	1	21000	<1	<1	<1	<1	<1	<1	<1
	Cadmium	mg/kg	0.02	120	<0.02	0.333	0.566	<0.02	1.29	0.477	0.339
	Chromium (hexavalent)	mg/kg	0.6	7.7	<0.6	<0.6	<0.6	<0.6	<0.6	<0.6	<0.6
	Chromium	mg/kg	0.9	[#1]	82.8	74.5	34.1	73.2	3.76	12.1	1.02
	Copper	mg/kg	1.4	12000	5.15	4.08	11.4	7.05	4.1	5.52	1.41
	Lead	mg/kg	0.7	630[#2]	8.68	94.4	24	7.09	<0.7	14.1	0.801
	Mercury	mg/kg	0.14	[#3]	<0.14	<0.14	<0.14	<0.14	<0.14	<0.14	<0.14
	Molybdenum	mg/kg	0.1		-	-	-	-	-	-	-
	Nickel	mg/kg	0.2	230[#4]	20.9	9.75	14.6	23.4	13.7	11.3	3.26
	Selenium	mg/kg	1	1100	<1	<1	<1	<1	<1	<1	<1
	Vanadium	mg/kg	0.2	2000	-	-	-	-	-	-	-
	Zinc	mg/kg	1.9	81000	59.6	25.6	74	73	1140	63.3	12.9
Asbestos	Anthophyllite	Detect			0	0	0	0	0	0	0
	Asbestos Analysts Comments	-			-	-	-	-	-	-	-
	Asbestos PCOM Quantification	%	0.001		-	-	-	-	-	-	-
	Asbestos Quantification Total	%	0.001		-	-	-	-	-	-	-
	Asbestos: Actinolite	Detect			0	0	0	0	0	0	0
	Additional Asbestos Components (Using TM048)	Comment			-	-	-	-	-	-	-
	Crocidolite Asbestos	Detect			0	0	0	0	0	0	0
	Asbestos Gravimetric Quantification	%	0.001		-	-	-	-	-	-	-
	Chrysotile Asbestos	Detect			0	0	0	0	0	0	0
	Amosite Asbestos	Detect			0	0	0	0	0	0	0
	Non-Asbestos Fibre	Detect			0	0	0	0	0	0	0
	Tremolite	Detect			0	0	0	0	0	0	0
Inorganics	Alkalinity (total) as CaCO3	mg/kg	10		-	-	-	-	-	-	-
	Ammoniacal Nitrogen as N	mg/kg	12		-	-	-	-	-	-	-
	Cyanide (Free)	mg/kg	1		<1	<1	<1	<1	<1	<1	<1
	Cyanide Total	mg/kg	1		<1	<1	<1	<1	<1	<1	<1
	cyanides-complex	mg/kg	1		<1	<1	<1	<1	<1	<1	<1
	Nitrite (as N)	mg/kg	0.03		-	-	-	-	-	-	-
	Sulphate	mg/kg	200		-	-	-	-	-	-	-
PAH	Naphthalene	mg/kg	0.009	4900	<0.009	<0.009	<0.009	<0.009	<0.009	<0.009	<0.009
	Acenaphthene	mg/kg	0.008	15000	<0.008	<0.008	<0.008	<0.008	<0.008	<0.008	<0.008
	Acenaphthylene	mg/kg	0.012	15000	<0.012	<0.012	<0.012	<0.012	<0.012	<0.012	<0.012
	Fluoranthene	mg/kg	0.017	3100	<0.017	<0.017	0.141	<0.017	<0.017	<0.017	<0.017
	Anthracene	mg/kg	0.016	74000	<0.016	<0.016	<0.016	<0.016	<0.016	<0.016	<0.016
	Phenanthrene	mg/kg	0.015	3100	<0.015	<0.015	0.0543	<0.015	<0.015	<0.015	<0.015
	Fluorene	mg/kg	0.01	9900	<0.01	<0.01	<0.01	<0.01	<0.01	<0.01	<0.01
	Chrysene	mg/kg	0.01	57	<0.01	<0.01	0.059	<0.01	<0.01	<0.01	<0.01
	Pyrene	mg/kg	0.015	7400	<0.015	<0.015	0.12	<0.015	<0.015	<0.015	<0.015
	Benzo(a)anthracene	mg/kg	0.014	29	<0.014	<0.014	0.0579	<0.014	<0.014	<0.014	<0.014
	Benzo(b)fluoranthene	mg/kg	0.015	7.1	<0.015	<0.015	0.0623	<0.015	<0.015	<0.015	<0.015
	Benzo(k)fluoranthene	mg/kg	0.014	190	<0.014	<0.014	0.0319	<0.014	<0.014	<0.014	<0.014
	Benzo(a)pyrene	mg/kg	0.015	5.7	<0.015	<0.015	0.0649	<0.015	<0.015	<0.015	<0.015
	Dibenz(a,h)anthracene	mg/kg	0.023	0.57	<0.023	<0.023	<0.023	<0.023	<0.023	<0.023	<0.023
	Benzo(g,h,i)perylene	mg/kg	0.024	640	<0.024	<0.024	0.055	<0.024	<0.024	<0.024	<0.024
	Indeno(1,2,3-c,d)pyrene	mg/kg	0.018	82	<0.018	<0.018	0.0514	<0.018	<0.018	<0.018	<0.018
	PAH 16 Total	mg/kg	0.118		<0.118	<0.118	0.697	<0.118	<0.118	<0.118	<0.118
TPH CWG	>C5-C6 Aliphatics	mg/kg	0.01	(sol)570000[#5]	-	-	-	-	-	-	-
	>C6-C8 Aliphatics	mg/kg	0.01	600000	-	-	-	-	-	-	-
	>C10-C44 Aliphatics	mg/kg	5		-	-	-	-	-	-	-
	>C10-C44 Aliphatics/Aromatics	mg/kg	10		-	-	-	-	-	-	-
	>C8-C10 Aliphatics	mg/kg	0.01	13000	-	-	-	-	-	-	-
	>C10-C12 Aliphatics	mg/kg	0.01	13000	-	-	-	-	-	-	-
	>C12-C16 Aliphatics	mg/kg	0.1	13000	-	-	-	-	-	-	-
	>C16-C21 Aliphatics	mg/kg	0.1	125000[#6]	-	-	-	-	-	-	-
	>C21-C35 Aliphatics	mg/kg	0.1	125000[#6]	-	-	-	-	-	-	-
	>C35-C44 Aliphatics	mg/kg	0.1	250000	-	-	-	-	-	-	-
	>C5-C10 Aliphatics	mg/kg	0.05		-	-	-	-	-	-	-
	Total Aliphatics >C12-C44	mg/kg	0.1		-	-	-	-	-	-	-
	>EC5-EC10 Aromatics	mg/kg	0.05		-	-	-	-	-	-	-
	>EC6-EC7 Aromatics	mg/kg	0.01		-	-	-	-	-	-	-
	>EC7-EC8 Aromatics	mg/kg	0.01	56000	-	-	-	-	-	-	-
	>EC8-EC10 Aromatics	mg/kg	0.01	5000	-	-	-	-	-	-	-
	>EC10-EC12 Aromatics	mg/kg	0.01	5000	-	-	-	-	-	-	-
	>EC10-EC44 Aromatics	mg/kg	5		-	-	-	-	-	-	-
	>EC12-EC16 Aromatics	mg/kg	0.1	5100	-	-	-	-	-	-	-
	>EC16-EC21 Aromatics	mg/kg	0.1	3800	-	-	-	-	-	-	-
	>EC21-EC35 Aromatics	mg/kg	0.1	3800	-	-	-	-	-	-	-
	>EC35-EC44 Aromatics	mg/kg	0.1	3800	-	-	-	-	-	-	-
	>EC40-EC44 Aromatics	mg/kg	0.1		-	-	-	-	-	-	-
	>EC12-EC44 Aromatics	mg/kg	0.1		-	-	-	-	-	-	-
	TPH Aliphatics & Aromatics >C5-44	mg/kg	0.1		-	-	-	-	-	-	-
TPH	>C5-C6	mg/kg	0.02		<0.02	<0.02	<0.02	<0.02	<0.02	<0.02	<0.02

				Location Code	BH01026	BH01026	BH01027	BH01027	BH01027	BH01028	BH01028
				Sample Depth Range	1.1-1.2	3.04-3.1	0.05-0.05	1-1.2	2.4-2.5	0.5-0.8	1.4-1.5
				Sampled Date Time	05/08/2019	07/08/2019	06/08/2019	06/08/2019	12/08/2019	08/08/2019	14/08/2019
			LQM S4UL Public Open Space (POS) Residential - 1% SOM (GAC)								
Chem Group	**ChemName**	**output unit**	**EQL**								
	>C6-C7	mg/kg	0.02		<0.02	<0.02	<0.02	<0.02	<0.02	<0.02	<0.02
	>C7-C8	mg/kg	0.02		<0.02	<0.02	<0.02	<0.02	<0.02	<0.02	<0.02
	>C8-C10	mg/kg	0.02		<0.02	<0.02	<0.02	<0.02	<0.02	<0.02	<0.02
	>C10-C12	mg/kg	0.02		<0.02	<0.02	<0.02	<0.02	<0.02	<0.02	<0.02
	>C12-C16	mg/kg	35		<35	<35	<35	<35	<35	<35	<35
	>C16-C21	mg/kg	35		<35	<35	<35	<35	<35	<35	<35
	>C21-C28	mg/kg	35		<35	<35	<35	<35	<35	<35	<35
	>C28-C35	mg/kg	35		<35	<35	<35	<35	<35	<35	<35
	>C35-C40	mg/kg	35		<35	<35	<35	<35	<35	<35	<35
	GRO >C5-10	mg/kg	0.02		-	-	-	-	-	-	-
	TPH >C6-C40	mg/kg	10		-	-	-	-	-	-	-
	EPH>C5-40	mg/kg	35		<35	<35	<35	<35	<35	<35	<35
	EPH >C10-40	mg/kg	35		<35	<35	<35	<35	<35	<35	<35
	GRO >C5-12	mg/kg	0.1		<0.1	<0.1	<0.1	<0.1	<0.1	<0.1	<0.1
	Total Petroleum Hydrocarbons	mg/kg	35		-	-	-	-	-	-	-
BTEX and MTBE	Benzene	mg/kg	0.009	72	<0.009	<0.009	<0.009	<0.009	<0.009	<0.009	<0.009
	Toluene	mg/kg	0.007	56000	<0.007	<0.007	<0.007	<0.007	<0.007	<0.007	<0.007
	Ethylbenzene	mg/kg	0.004	24000	<0.004	<0.004	<0.004	<0.004	<0.004	<0.004	<0.004
	Xylene (m & p)	mg/kg	0.01	41000[#7]	<0.01	<0.01	<0.01	<0.01	<0.01	<0.01	<0.01
	Xylene (o)	mg/kg	0.01	41000	<0.01	<0.01	<0.01	<0.01	<0.01	<0.01	<0.01
	Xylene Total	mg/kg	0.02		-	-	-	-	-	-	-
	MTBE	mg/kg	0.01		<0.01	<0.01	<0.01	<0.01	<0.01	<0.01	<0.01
	Total BTEX	mg/kg	0.04		<0.04	<0.04	<0.04	<0.04	<0.04	<0.04	<0.04
VOC	Styrene	mg/kg	0.01		-	-	-	-	-	-	-
	cis-1,3-dichloropropene	mg/kg	0.01		-	-	-	-	-	-	-
	trans-1,3-dichloropropene	mg/kg	0.01		-	-	-	-	-	-	-
	1,1,1,2-tetrachloroethane	mg/kg	0.01	1400	-	-	-	-	-	-	-
	1,1,1-trichloroethane	mg/kg	0.007	140000	-	-	-	-	-	-	-
	1,1,2,2-tetrachloroethane	mg/kg	0.01	1400	-	-	-	-	-	-	-
	1,1,2-trichloroethane	mg/kg	0.01		-	-	-	-	-	-	-
	1,1-dichloroethane	mg/kg	0.008		-	-	-	-	-	-	-
	1,1-dichloroethene	mg/kg	0.01		-	-	-	-	-	-	-
	1,1-dichloropropene	mg/kg	0.01		-	-	-	-	-	-	-
	1,2,3-trichloropropane	mg/kg	0.016		-	-	-	-	-	-	-
	1,2,4-trimethylbenzene	mg/kg	0.009		-	-	-	-	-	-	-
	1,2-dibromo-3-chloropropane	mg/kg	0.014		-	-	-	-	-	-	-
	1,2-dibromoethane	mg/kg	0.01		-	-	-	-	-	-	-
	1,2-dichloroethane	mg/kg	0.005	29	-	-	-	-	-	-	-
	1,2-dichloropropane	mg/kg	0.01		-	-	-	-	-	-	-
	1,3,5-trimethylbenzene	mg/kg	0.008		-	-	-	-	-	-	-
	1,3-dichloropropane	mg/kg	0.007		-	-	-	-	-	-	-
	2,2-dichloropropane	mg/kg	0.01		-	-	-	-	-	-	-
	2-chlorotoluene	mg/kg	0.009		-	-	-	-	-	-	-
	4-chlorotoluene	mg/kg	0.01		-	-	-	-	-	-	-
	Bromobenzene	mg/kg	0.01		-	-	-	-	-	-	-
	Bromochloromethane	mg/kg	0.01		-	-	-	-	-	-	-
	Bromodichloromethane	mg/kg	0.007		-	-	-	-	-	-	-
	Bromoform	mg/kg	0.01		-	-	-	-	-	-	-
	Bromomethane	mg/kg	0.01		-	-	-	-	-	-	-
	Carbon disulfide	mg/kg	0.007	11000	-	-	-	-	-	-	-
	Carbon tetrachloride	mg/kg	0.01	890	-	-	-	-	-	-	-
	Chlorodibromomethane	mg/kg	0.01		-	-	-	-	-	-	-
	Chloroethane	mg/kg	0.01		-	-	-	-	-	-	-
	Chloroform	mg/kg	0.008	2500	-	-	-	-	-	-	-
	Chloromethane	mg/kg	0.007		-	-	-	-	-	-	-
	cis-1,2-dichloroethene	mg/kg	0.006		-	-	-	-	-	-	-
	Dibromomethane	mg/kg	0.009		-	-	-	-	-	-	-
	Dichlorodifluoromethane	mg/kg	0.006		-	-	-	-	-	-	-
	Dichloromethane	mg/kg	0.01		-	-	-	-	-	-	-
	Isopropylbenzene	mg/kg	0.005		-	-	-	-	-	-	-
	n-butylbenzene	mg/kg	0.011		-	-	-	-	-	-	-
	n-propylbenzene	mg/kg	0.01		-	-	-	-	-	-	-
	p-isopropyltoluene	mg/kg	0.01		-	-	-	-	-	-	-
	sec-butylbenzene	mg/kg	0.01		-	-	-	-	-	-	-
	Trichloroethene	mg/kg	0.009	120	-	-	-	-	-	-	-
	tert-butylbenzene	mg/kg	0.014		-	-	-	-	-	-	-
	Tetrachloroethene	mg/kg	0.005	1400	-	-	-	-	-	-	-
	trans-1,2-dichloroethene	mg/kg	0.01		-	-	-	-	-	-	-
	Trichlorofluoromethane	mg/kg	0.006		-	-	-	-	-	-	-
	Vinyl chloride	mg/kg	0.006	3.5	-	-	-	-	-	-	-
	tert-Amyl methyl ether	mg/kg	0.01		-	-	-	-	-	-	-
VOC/SVOC	1,2,3-trichlorobenzene	mg/kg	0.02	1800	-	-	-	-	-	-	-
	1,2,4-trichlorobenzene	mg/kg	0.02	15000	-	-	-	-	-	-	-
	1,2-dichlorobenzene	mg/kg	0.01	90000	-	-	-	-	-	-	-
	1,3,5-Trichlorobenzene	mg/kg	0.02	1700	-	-	-	-	-	-	-
	1,3-dichlorobenzene	mg/kg	0.008	300	-	-	-	-	-	-	-
	1,4-dichlorobenzene	mg/kg	0.005	17000	-	-	-	-	-	-	-

				Location Code	BH01026	BH01026	BH01027	BH01027	BH01027	BH01028	BH01028
				Sample Depth Range	1.1-1.2	3.04-3.1	0.05-0.05	1-1.2	2.4-2.5	0.5-0.8	1.4-1.5
				Sampled Date Time	05/08/2019	07/08/2019	06/08/2019	06/08/2019	12/08/2019	08/08/2019	14/08/2019
				LQM S4UL Public Open Space (POS) Residential - 1% SOM (GAC)							
Chem Group	**ChemName**	**output unit**	**EQL**								
	Chlorobenzene	mg/kg	0.005	11000	-	-	-	-	-	-	-
	Hexachlorobutadiene	mg/kg	0.02	25	-	-	-	-	-	-	-
SVOC	4-bromophenyl phenyl ether	mg/kg	0.1		-	-	-	-	-	-	-
	4-nitroaniline	mg/kg	0.1		-	-	-	-	-	-	-
	4-nitrophenol	mg/kg	0.1		-	-	-	-	-	-	-
	2,4,5-trichlorophenol	mg/kg	0.1		-	-	-	-	-	-	-
	2,4,6-trichlorophenol	mg/kg	0.1		-	-	-	-	-	-	-
	2,4-dichlorophenol	mg/kg	0.1		-	-	-	-	-	-	-
	2,4-dimethylphenol	mg/kg	0.1		-	-	-	-	-	-	-
	2,4-dinitrotoluene	mg/kg	0.1		-	-	-	-	-	-	-
	2,6-dinitrotoluene	mg/kg	0.1		-	-	-	-	-	-	-
	2-chloronaphthalene	mg/kg	0.1		-	-	-	-	-	-	-
	2-chlorophenol	mg/kg	0.1		-	-	-	-	-	-	-
	2-methylnaphthalene	mg/kg	0.1		-	-	-	-	-	-	-
	2-methylphenol	mg/kg	0.1		-	-	-	-	-	-	-
	2-nitroaniline	mg/kg	0.1		-	-	-	-	-	-	-
	2-nitrophenol	mg/kg	0.1		-	-	-	-	-	-	-
	3-nitroaniline	mg/kg	0.1		-	-	-	-	-	-	-
	4-chloro-3-methylphenol	mg/kg	0.1		-	-	-	-	-	-	-
	4-chloroaniline	mg/kg	0.1		-	-	-	-	-	-	-
	4-chlorophenyl phenyl ether	mg/kg	0.1		-	-	-	-	-	-	-
	4-methylphenol	mg/kg	0.1		-	-	-	-	-	-	-
	Azobenzene	mg/kg	0.1		-	-	-	-	-	-	-
	Bis(2-chloroethoxy) methane	mg/kg	0.1		-	-	-	-	-	-	-
	Bis(2-chloroethyl)ether	mg/kg	0.1		-	-	-	-	-	-	-
	Bis(2-chloroisopropyl) ether	mg/kg	0.1		-	-	-	-	-	-	-
	Bis(2-ethylhexyl) phthalate	mg/kg	0.1		-	-	-	-	-	-	-
	Butyl benzyl phthalate	mg/kg	0.1		-	-	-	-	-	-	-
	Carbazole	mg/kg	0.1		-	-	-	-	-	-	-
	Dibenzofuran	mg/kg	0.1		-	-	-	-	-	-	-
	Diethylphthalate	mg/kg	0.1		-	-	-	-	-	-	-
	Dimethyl phthalate	mg/kg	0.1		-	-	-	-	-	-	-
	Di-n-butyl phthalate	mg/kg	0.1		-	-	-	-	-	-	-
	Di-n-octyl phthalate	mg/kg	0.1		-	-	-	-	-	-	-
	Hexachlorobenzene	mg/kg	0.05	16	-	-	-	-	-	-	-
	Hexachlorocyclopentadiene	mg/kg	0.1		-	-	-	-	-	-	-
	Hexachloroethane	mg/kg	0.1		-	-	-	-	-	-	-
	Isophorone	mg/kg	0.1		-	-	-	-	-	-	-
	Nitrobenzene	mg/kg	0.1		-	-	-	-	-	-	-
	N-nitrosodi-n-propylamine	mg/kg	0.1		-	-	-	-	-	-	-
	Pentachloronitrobenzene	mg/kg	0.05		-	-	-	-	-	-	-
	Pentachlorophenol	mg/kg	0.1	60	-	-	-	-	-	-	-
PCB	Heptachlorobiphenyl, 2,3,3,4,4,5,5- (PCB 189)	mg/kg	0.003		-	-	-	-	-	-	-
	Hexachlorobiphenyl, 2,3,3,4,4,5- (PCB 156)	mg/kg	0.003		-	-	-	-	-	-	-
	Hexachlorobiphenyl, 2,3,3,4,4,5- (PCB 157)	mg/kg	0.003		-	-	-	-	-	-	-
	Hexachlorobiphenyl, 2,3,4,4,5,5- (PCB 167)	mg/kg	0.003		-	-	-	-	-	-	-
	Hexachlorobiphenyl, 3,3,4,4,5,5- (PCB 169)	mg/kg	0.003		-	-	-	-	-	-	-
	PCB 101	mg/kg	0.003		-	-	-	-	-	-	-
	PCB 118	mg/kg	0.003		-	-	-	-	-	-	-
	PCB 138	mg/kg	0.003		-	-	-	-	-	-	-
	PCB 153	mg/kg	0.003		-	-	-	-	-	-	-
	PCB 180	mg/kg	0.003		-	-	-	-	-	-	-
	PCB 28	mg/kg	0.003		-	-	-	-	-	-	-
	PCB 52	mg/kg	0.003		-	-	-	-	-	-	-
	Pentachlorobiphenyl, 2,3,3,4,4- (PCB 105)	mg/kg	0.003		-	-	-	-	-	-	-
	Pentachlorobiphenyl, 2,3,4,4,5- (PCB 114)	mg/kg	0.003		-	-	-	-	-	-	-
	Pentachlorobiphenyl, 2,3,4,4,5- (PCB 123)	mg/kg	0.003		-	-	-	-	-	-	-
	Pentachlorobiphenyl, 3,3,4,4,5- (PCB 126)	mg/kg	0.003		-	-	-	-	-	-	-
	Tetrachlorobiphenyl, 3,3,4,4- (PCB 77)	mg/kg	0.003		-	-	-	-	-	-	-
	Tetrachlorobiphenyl, 3,4,4,5- (PCB 81)	mg/kg	0.003		-	-	-	-	-	-	-
	Total PCB 7 Congeners	mg/kg	0.021		-	-	-	-	-	-	-
	Total PCB WHO 12	mg/kg	0.036		-	-	-	-	-	-	-
Phenolics	Xylenols	mg/kg	0.015		<0.015	<0.015	<0.015	<0.015	<0.015	<0.015	<0.015
	Cresol Total	mg/kg	0.01		<0.01	<0.01	**0.0112**	<0.01	<0.01	<0.01	<0.01
	Phenol	mg/kg	0.01	(dir)76[#]	<0.01	<0.01	<0.01	<0.01	<0.01	<0.01	<0.01
	Phenols Monohydric	mg/kg	0.035		<0.035	<0.035	<0.035	<0.035	<0.035	<0.035	<0.035
Organotins	Dibutyltin	mg/kg			-	-	-	-	-	-	-
	Monophenyltin	mg/kg			-	-	-	-	-	-	-
	Diphenyltin	mg/kg			-	-	-	-	-	-	-
	Monobutyltin	mg/kg			-	-	-	-	-	-	-
	Tetrabutyltin	mg/kg			-	-	-	-	-	-	-
	Tributyltin	mg/kg			-	-	-	-	-	-	-
	Triphenyltin	mg/kg			-	-	-	-	-	-	-
Pesticides	Heptachlor epoxide	mg/kg	0.05		-	-	-	-	-	-	-
	Tecnazene	mg/kg	0.05		-	-	-	-	-	-	-
	2,4,5-TP (Silvex)	mg/kg			-	-	-	-	-	-	-
	Hedonal	mg/kg			-	-	-	-	-	-	-

				Location_Code	BH01026	BH01026	BH01027	BH01027	BH01027	BH01028	BH01028
				Sample_Depth_Range	1.1-1.2	3.04-3.1	0.05-0.05	1-1.2	2.4-2.5	0.5-0.8	1.4-1.5
				Sampled_Date_Time	05/08/2019	07/08/2019	06/08/2019	06/08/2019	12/08/2019	08/08/2019	14/08/2019
			LQM S4UL Public Open Space (POS) Residential - 1% SOM (GAC)								
Chem_Group	ChemName	output unit	EQL								
	2,4-DDT	mg/kg	0.05		-	-	-	-	-	-	-
	2,4-Dichlorprop	mg/kg			-	-	-	-	-	-	-
	4-(2,4-Dichlorophenoxy)butyric Acid (2,4-DB)	mg/kg			-	-	-	-	-	-	-
	4,4-DDE	mg/kg	0.05		-	-	-	-	-	-	-
	a-BHC	mg/kg	0.05	24	-	-	-	-	-	-	-
	Aldrin	mg/kg	0.05	18	-	-	-	-	-	-	-
	Atrazine	mg/kg	0.05	1200	-	-	-	-	-	-	-
	Azinophos methyl	mg/kg	0.05		-	-	-	-	-	-	-
	b-BHC	mg/kg	0.05	8.1	-	-	-	-	-	-	-
	Bentazone	mg/kg			-	-	-	-	-	-	-
	Chlordane (cis)	mg/kg	0.05		-	-	-	-	-	-	-
	Chlordane (trans)	mg/kg	0.05		-	-	-	-	-	-	-
	Chlorfenvinphos	mg/kg	0.05		-	-	-	-	-	-	-
	Chlorotoluron	mg/kg			-	-	-	-	-	-	-
	Chlorpyrifos-methyl	mg/kg	0.05		-	-	-	-	-	-	-
	Cyanazine	mg/kg			-	-	-	-	-	-	-
	d-BHC	mg/kg	0.05		-	-	-	-	-	-	-
	DDD	mg/kg	0.05		-	-	-	-	-	-	-
	DDT	mg/kg	0.05		-	-	-	-	-	-	-
	Chlorothalonil	mg/kg	0.05		-	-	-	-	-	-	-
	Diazinon	mg/kg	0.05		-	-	-	-	-	-	-
	Dichlorvos	mg/kg	0.05	16	-	-	-	-	-	-	-
	Dieldrin	mg/kg	0.05	18	-	-	-	-	-	-	-
	Dimethoate	mg/kg	0.05		-	-	-	-	-	-	-
	Disulfoton	mg/kg	0.05		-	-	-	-	-	-	-
	Diuron	mg/kg			-	-	-	-	-	-	-
	Endosulfan I	mg/kg	0.05	1200	-	-	-	-	-	-	-
	Endosulfan II	mg/kg	0.05		-	-	-	-	-	-	-
	Endosulfan sulphate	mg/kg	0.05		-	-	-	-	-	-	-
	Endrin	mg/kg	0.05		-	-	-	-	-	-	-
	Fenitrothion	mg/kg	0.05		-	-	-	-	-	-	-
	Fenthion	mg/kg	0.05		-	-	-	-	-	-	-
	Fluroxypyr	mg/kg			-	-	-	-	-	-	-
	g-BHC (Lindane)	mg/kg	0.05	8.2	-	-	-	-	-	-	-
	Heptachlor	mg/kg	0.05		-	-	-	-	-	-	-
	Isodrin	mg/kg	0.05		-	-	-	-	-	-	-
	Isoproturon	mg/kg			-	-	-	-	-	-	-
	Linuron	mg/kg			-	-	-	-	-	-	-
	Malathion	mg/kg	0.05		-	-	-	-	-	-	-
	2-Methyl-4-chlorophenoxyacetic acid	mg/kg			-	-	-	-	-	-	-
	2-Methyl-4-Chlorophenoxy Butanoic Acid	mg/kg			-	-	-	-	-	-	-
	Mecoprop	mg/kg			-	-	-	-	-	-	-
	Methoxychlor	mg/kg	0.05		-	-	-	-	-	-	-
	Methyl parathion	mg/kg	0.05		-	-	-	-	-	-	-
	Mevinphos (Phosdrin)	mg/kg	0.05		-	-	-	-	-	-	-
	Nitroguanidine	mg/kg			-	-	-	-	-	-	-
	o,p-DDD	mg/kg	0.05		-	-	-	-	-	-	-
	o,p'-DDE	mg/kg	0.05		-	-	-	-	-	-	-
	o,p-Methoxychlor	mg/kg	0.05		-	-	-	-	-	-	-
	Parathion	mg/kg	0.05		-	-	-	-	-	-	-
	Pendimethalin	mg/kg	0.05		-	-	-	-	-	-	-
	Permethrin	mg/kg	0.05		-	-	-	-	-	-	-

				Location Code	BH01026	BH01026	BH01027	BH01027	BH01027	BH01028	BH01028
				Sample Depth Range	1.1-1.2	3.04-3.1	0.05-0.05	1-1.2	2.4-2.5	0.5-0.8	1.4-1.5
				Sampled Date Time	05/08/2019	07/08/2019	06/08/2019	06/08/2019	12/08/2019	08/08/2019	14/08/2019
			LQM S4UL Public Open Space (POS) Residential - 1% SOM (GAC)								
Chem Group	ChemName	output unit	EQL								
	Permethrin II	mg/kg	0.05		-	-	-	-	-	-	-
	Phorate	mg/kg	0.05		-	-	-	-	-	-	-
	Prometryn	mg/kg	0.05		-	-	-	-	-	-	-
	Pronamide	mg/kg	0.05		-	-	-	-	-	-	-
	Propazine	mg/kg	0.05		-	-	-	-	-	-	-
	Simazine	mg/kg	0.05		-	-	-	-	-	-	-
	Terbutryn	mg/kg	0.05		-	-	-	-	-	-	-
	Terbutylazine	mg/kg	0.05		-	-	-	-	-	-	-
	Triadimefon	mg/kg	0.05		-	-	-	-	-	-	-
	Triallate	mg/kg	0.05		-	-	-	-	-	-	-
	Tricloovr	mg/kg			-	-	-	-	-	-	-
	Trifluralin	mg/kg	0.05		-	-	-	-	-	-	-
	Telodrin	mg/kg	0.05		-	-	-	-	-	-	-
Radionuclides	Caesium-137	Bq/kg	1.4		-	-	-	-	-	-	-
	Protactinium-234m	Bq/kg	140		-	-	-	-	-	-	-
	Americium-241	Bq/g	0.0022		-	-	-	-	-	-	-
	Beryllium-7	Bq/g	0.016		-	-	-	-	-	-	-
	Cobalt-60	Bq/g	0.0015		-	-	-	-	-	-	-
	Gross alpha	Bq/kg	54		-	-	-	-	-	-	-
	Gross beta	Bq/kg	87		-	-	-	-	-	-	-
	Lead-210	Bq/kg	22		-	-	-	-	-	-	-
	Potassium-40	Bq/kg	2		-	-	-	-	-	-	-
	Radium -224	Bq/g	0.022		-	-	-	-	-	-	-
	Radium-226	Bq/g	0.0005		-	-	-	-	-	-	-
	Thorium-228	Bq/g	0.0005		-	-	-	-	-	-	-
	Thorium-230	Bq/g	0.0005		-	-	-	-	-	-	-
	Thorium-232	Bq/g	0.0005		-	-	-	-	-	-	-
	Thorium-234	Bq/g	0.025		-	-	-	-	-	-	-
	Uranium-234	Bq/g	0.0005		-	-	-	-	-	-	-
	Uranium-235	Bq/g	0.0005		-	-	-	-	-	-	-
SVOC TIC	SVOC TICS - Detect	Detect			-	-	-	-	-	-	-
	SVOC Tentatively Identified Compounds	mg/kg	0.1		-	-	-	-	-	-	-
VOC TIC	VOC Tentatively Identified Compounds	mg/kg	0.05		-	-	-	-	-	-	-
Explosives	2,2,4,4,6,6-Hexanitrostilbene	mg/kg			-	-	-	-	-	-	-
	2,4,6-Trinitrotoluene (TNT)	mg/kg		130	-	-	-	-	-	-	-
	2,4,6-trinitrophenyl	mg/kg			-	-	-	-	-	-	-
	HMX	mg/kg		13000	-	-	-	-	-	-	-
	Ethylene glycol dinitrate	mg/kg			-	-	-	-	-	-	-
	Nitrocellulose (12% N)	mg/kg			-	-	-	-	-	-	-
	Nitroglycerine	mg/kg			-	-	-	-	-	-	-
	PETN	mg/kg			-	-	-	-	-	-	-
	RDX	mg/kg		26000	-	-	-	-	-	-	-
	Tetryl	mg/kg			-	-	-	-	-	-	-
NA	Actinium-228	Bq/kg	2		-	-	-	-	-	-	-
	Caesium-134	Bq/kg	1.7		-	-	-	-	-	-	-
	Bismuth-212	Bq/kg	19		-	-	-	-	-	-	-
	Bismuth-214	Bq/kg	2		-	-	-	-	-	-	-
	Lead-212	Bq/kg	2		-	-	-	-	-	-	-
	Lead-214	Bq/kg	2		-	-	-	-	-	-	-
	Thallium-208	Bq/kg	2		-	-	-	-	-	-	-
Other	Temperature	°C			21.3	19.3	23.2	23.4	20.6	19.7	20.7
	Conductivity @ 20oC	uS/cm	14		124 - 132	154 - 156	273 - 276	175 - 189	91.7 - 92.3	148 - 152	70.5 - 77.6
	Organic Matter	%	0.35		-	-	-	-	-	-	-
	Moisture Content (dried @35oC)	%			16	27	11	17	16	13	17
	pH (Lab)	pH Units	1		8.19 - 8.53	8.15 - 8.69	8.21 - 8.75	8.26 - 8.59	7.75 - 8.74	8.06 - 8.65	7.99 - 8.9
	Total Organic Carbon	%	0.2		0.213	0.295	0.859	<0.2	<0.2	0.28	<0.2

Environmental Standards Comments
#1:GAC is only presented as speciated chromium. 7.7mg/kg is used for hexavalent. If hexavalent chromium (CrVI) data is available, a value of 1,500mg/kg may be appropriate for the remaining trivalent chromium (CrIII).
#2:C4SL for lead adopted
#3:GAC only presented as speciated mercury. 16mg/kg is used for elemental mercury. If the CSM indicates that elemental mercury is not a CoC and mercury is present in an inorganic form, a value of 120mg/kg for inorganic mercury may be appropriate
#4:Updated S4UL for nickel
#5:S4UL exceeds solubility saturation limit
#6:Criteria derived for Ali>C16-C35 split between Ali>C16-21 & Ali>C21-35. Requires summation of fractions to use Ali>C16-C35 criteria.
#7:Criteria presented is for p-xylene. A separate value is presented for o-xylene.
#8:S4UL based on a threshold protective of direct skin contact with phenol

Key

<0.6	Result MDL exceeds GAC
27.8	Result exceeds GAC

Notes
Where a range is given a determinand has been analysed for by more than one method

				Location Code	BH01033	BH01033	BH01033	BH01034	BH01034	BH01034	BH01034
				Sample Depth Range	0.05-0.1	1.4-1.5	2.5-2.7	0-0	0.05-0.15	0.9-1.1	1.2-1.3
				Sampled Date Time	24/07/2019	30/07/2019	30/07/2019	18/10/2019	16/10/2019	16/10/2019	22/10/2019
				LQM S4UL Public Open Space (POS) Residential - 1% SOM (GAC)							
Chem Group	**ChemName**	**output unit**	**EQL**								
Metals	Antimony	mg/kg	0.6		-	-	-	-	-	0.62	<0.6
	Arsenic	mg/kg	0.6	79	11.7	8.59	4.6	10.8	8.64	7.52	4.11
	Barium	mg/kg	0.6		-	-	-	98.3	-	-	-
	Beryllium	mg/kg	0.01	2.2	-	-	-	1.25	-	-	-
	Boron	mg/kg	1	21000	1.08	<1	<1	1.34	<1	1.01	<1
	Cadmium	mg/kg	0.02	120	0.734	0.37	0.179	0.451	0.388	0.194	0.401
	Chromium (hexavalent)	mg/kg	0.6	7.7	<0.6	<0.6	<0.6	-	<0.6	<0.6	<0.6
	Chromium	mg/kg	0.9	[#1]	29.2	25.2	7.16	43.6	40.9	20.8	9.27
	Copper	mg/kg	1.4	12000	19.7	9.32	4.77	25	15.5	10.6	20.1
	Lead	mg/kg	0.7	630[#2]	45	5.17	1.67	61.2	35.4	18.7	33.2
	Mercury	mg/kg	0.14	[#3]	<0.14	<0.14	<0.14	<0.14	<0.14	<0.14	<0.14
	Molybdenum	mg/kg	0.1		-	-	-	-	-	0.136	0.432
	Nickel	mg/kg	0.2	230[#4]	27.4	26.7	7.29	25.8	22.5	15.7	11.5
	Selenium	mg/kg	1	1100	<1	<1	<1	<1	<1	<1	<1
	Vanadium	mg/kg	0.2	2000	-	-	-	41.3	-	33.5	15.5
	Zinc	mg/kg	1.9	81000	99.3	55.7	17.6	89.9	87.1	45	46.5
Asbestos	Anthophyllite	Detect			0	0	0	-	0	0	0
	Asbestos Analysts Comments	-			-	-	-	-	-	-	-
	Asbestos PCOM Quantification	%	0.001		-	-	-	-	-	-	-
	Asbestos Quantification Total	%	0.001		-	-	-	-	-	-	-
	Asbestos: Actinolite	Detect			0	0	0	-	0	0	0
	Additional Asbestos Components (Using TM048)	Comment			-	-	-	-	-	-	-
	Crocidolite Asbestos	Detect			0	0	0	-	0	0	0
	Asbestos Gravimetric Quantification	%	0.001		-	-	-	-	-	-	-
	Chrysotile Asbestos	Detect			0	0	0	-	0	0	0
	Amosite Asbestos	Detect			0	0	0	-	0	0	0
	Non-Asbestos Fibre	Detect			0	0	0	-	0	0	0
	Tremolite	Detect			0	0	0	-	0	0	0
Inorganics	Alkalinity (total) as CaCO3	mg/kg	10		-	-	-	711	-	-	-
	Ammoniacal Nitrogen as N	mg/kg	12		-	-	-	-	-	-	-
	Cyanide (Free)	mg/kg	1		<1	<1	<1	-	<1	<1	<1
	Cyanide Total	mg/kg	1		<1	<1	<1	-	<1	<1	<1
	cyanides-complex	mg/kg	1		<1	<1	<1	-	<1	<1	<1
	Nitrite (as N)	mg/kg	0.03		-	-	-	0.851	-	-	-
	Sulphate	mg/kg	200		-	-	-	603	-	-	-
PAH	Naphthalene	mg/kg	0.009	4900	0.0474	<0.009	<0.009	-	<0.009	7.86	0.185 - 15
	Acenaphthene	mg/kg	0.008	15000	<0.008	<0.008	<0.008	-	<0.008	4.6	2.29 - 5.08
	Acenaphthylene	mg/kg	0.012	15000	0.061	<0.012	<0.012	-	<0.012	0.561	0.418 - 0.558
	Fluoranthene	mg/kg	0.017	3100	1.15	<0.017	<0.017	-	0.148	17.7	20.4 - 38
	Anthracene	mg/kg	0.016	74000	0.15	<0.016	<0.016	-	<0.016	6.12	6.14 - 7.76
	Phenanthrene	mg/kg	0.015	3100	0.611	<0.015	<0.015	-	0.042	24	21.3 - 30.5
	Fluorene	mg/kg	0.01	9900	0.0279	<0.01	<0.01	-	<0.01	8.34	3.02 - 5.82
	Chrysene	mg/kg	0.01	57	0.458	<0.01	<0.01	-	0.0964	4.27	6.7 - 11.1
	Pyrene	mg/kg	0.015	7400	0.898	<0.015	<0.015	-	0.132	13.7	15.5 - 31.4
	Benzo(a)anthracene	mg/kg	0.014	29	0.44	<0.014	<0.014	-	0.0896	5.42	7.17 - 14.3
	Benzo(b)fluoranthene	mg/kg	0.015	7.1	0.735	<0.015	<0.015	-	0.143	4.22	4.64 - 10.2
	Benzo(k)fluoranthene	mg/kg	0.014	190	0.258	<0.014	<0.014	-	<0.014	1.93	4.49 - 5.15
	Benzo(a)pyrene	mg/kg	0.015	5.7	0.465	<0.015	<0.015	-	0.0937	4.27	5.28 - 10.6
	Dibenz(a,h)anthracene	mg/kg	0.023	0.57	0.0566	<0.023	<0.023	-	<0.023	0.539	0.302 - 1.15
	Benzo(g,h,i)perylene	mg/kg	0.024	640	0.356	<0.024	<0.024	-	0.0782	2.61	3.31 - 5.37
	Indeno(1,2,3-c,d)pyrene	mg/kg	0.018	82	0.382	<0.018	<0.018	-	0.0841	2.98	3.27 - 6.02
	PAH 16 Total	mg/kg	0.118		6.09	<0.118	<0.118	-	0.907	109	197
TPH CWG	>C5-C6 Aliphatics	mg/kg	0.01	(sol)570000[#5]	-	-	-	-	-	0.0103	0.0766
	>C6-C8 Aliphatics	mg/kg	0.01	600000	-	-	-	-	-	0.0456	0.0963
	>C10-C44 Aliphatics	mg/kg	5		-	-	-	-	-	658	129
	>C10-C44 Aliphatics/Aromatics	mg/kg	10		-	-	-	-	-	1930	333
	>C8-C10 Aliphatics	mg/kg	0.01	13000	-	-	-	-	-	0.798	0.0858
	>C10-C12 Aliphatics	mg/kg	0.01	13000	-	-	-	-	-	7.75	6.82
	>C12-C16 Aliphatics	mg/kg	0.1	13000	-	-	-	-	-	24.5	24.7
	>C16-C21 Aliphatics	mg/kg	0.1	125000[#6]	-	-	-	-	-	19.3	20.3
	>C21-C35 Aliphatics	mg/kg	0.1	125000[#6]	-	-	-	-	-	244	35.6
	>C35-C44 Aliphatics	mg/kg	0.1	250000	-	-	-	-	-	363	41.7
	>C5-C10 Aliphatics	mg/kg	0.05		-	-	-	-	-	0.854	0.259
	Total Aliphatics >C12-C44	mg/kg	0.1		-	-	-	-	-	-	-
	>EC5-EC10 Aromatics	mg/kg	0.05		-	-	-	-	-	0.532	0.0568
	>EC6-EC7 Aromatics	mg/kg	0.01		-	-	-	-	-	<0.01	<0.01
	>EC7-EC8 Aromatics	mg/kg	0.01	56000	-	-	-	-	-	<0.01	<0.01
	>EC8-EC10 Aromatics	mg/kg	0.01	5000	-	-	-	-	-	0.532	0.0568
	>EC10-EC12 Aromatics	mg/kg	0.01	5000	-	-	-	-	-	33.7	10.4
	>EC10-EC44 Aromatics	mg/kg	5		-	-	-	-	-	1270	204
	>EC12-EC16 Aromatics	mg/kg	0.1	5100	-	-	-	-	-	293	38.6
	>EC16-EC21 Aromatics	mg/kg	0.1	3800	-	-	-	-	-	546	67.2
	>EC21-EC35 Aromatics	mg/kg	0.1	3800	-	-	-	-	-	379	82.6
	>EC35-EC44 Aromatics	mg/kg	0.1	3800	-	-	-	-	-	16.5	5.12
	>EC40-EC44 Aromatics	mg/kg	0.1		-	-	-	-	-	<1	1.23
	>EC12-EC44 Aromatics	mg/kg	0.1		-	-	-	-	-	-	-
	TPH Aliphatics & Aromatics >C5-44	mg/kg	0.1		-	-	-	-	-	1930	333
TPH	>C5-C6	mg/kg	0.02		<0.02	<0.02	<0.02	-	<0.02	-	-

				Location Code	BH01033	BH01033	BH01033	BH01034	BH01034	BH01034	BH01034
				Sample Depth Range	0.05-0.1	1.4-1.5	2.5-2.7	0-0	0.05-0.15	0.9-1.1	1.2-1.3
				Sampled Date Time	24/07/2019	30/07/2019	30/07/2019	18/10/2019	16/10/2019	16/10/2019	22/10/2019
			LQM S4UL Public Open Space (POS) Residential - 1% SOM (GAC)								
Chem Group	**ChemName**	**output unit**	**EQL**								
	>C6-C7	mg/kg	0.02		<0.02	<0.02	<0.02	-	<0.02	-	-
	>C7-C8	mg/kg	0.02		<0.02	<0.02	<0.02	-	<0.02	-	-
	>C8-C10	mg/kg	0.02		<0.02	<0.02	<0.02	-	<0.02	-	-
	>C10-C12	mg/kg	0.02		<0.02	<0.02	<0.02	-	<0.02	-	-
	>C12-C16	mg/kg	35		<35	<35	<35	-	<35	-	-
	>C16-C21	mg/kg	35		<35	<35	<35	-	<35	-	-
	>C21-C28	mg/kg	35		<35	<35	<35	-	<35	-	-
	>C28-C35	mg/kg	35		37.4	<35	<35	-	<35	-	-
	>C35-C40	mg/kg	35		<35	<35	<35	-	<35	-	-
	GRO >C5-10	mg/kg	0.02		-	-	-	-	-	1.39	0.316
	TPH >C6-C40	mg/kg	10		-	-	-	137	-	-	-
	EPH>C5-40	mg/kg	35		83.3	<35	<35	-	44.8	-	-
	EPH >C10-40	mg/kg	35		83.3	<35	<35	-	44.8	-	-
	GRO >C5-12	mg/kg	0.1		<0.1	<0.1	<0.1	-	<0.1	-	-
	Total Petroleum Hydrocarbons	mg/kg	35		-	-	-	-	-	-	-
BTEX and MTBE	Benzene	mg/kg	0.009	72	<0.18	<0.009	<0.009	-	<0.009	<0.09	<0.009
	Toluene	mg/kg	0.007	56000	<0.14	<0.007	<0.007	-	<0.007	<0.07	<0.007
	Ethylbenzene	mg/kg	0.004	24000	<0.08	<0.004	<0.004	-	<0.004	<0.04	<0.004
	Xylene (m & p)	mg/kg	0.01	41000[#7]	<0.2	<0.01	<0.01	-	<0.01	<0.1	<0.01
	Xylene (o)	mg/kg	0.01	41000	<0.2	<0.01	<0.01	-	<0.01	<0.1	<0.01
	Xylene Total	mg/kg	0.02		-	-	-	-	-	<0.2	<0.02
	MTBE	mg/kg	0.01		<0.2	<0.01	<0.01	-	<0.01	<0.1	<0.01
	Total BTEX	mg/kg	0.04		<0.8	<0.04	<0.04	-	<0.04	<0.4	<0.04
VOC	Styrene	mg/kg	0.01		-	-	-	-	-	-	<0.01
	cis-1,3-dichloropropene	mg/kg	0.01		-	-	-	-	-	-	<0.01
	trans-1,3-dichloropropene	mg/kg	0.01		-	-	-	-	-	-	<0.01
	1,1,1,2-tetrachloroethane	mg/kg	0.01	1400	-	-	-	-	-	-	<0.01
	1,1,1-trichloroethane	mg/kg	0.007	140000	-	-	-	-	-	-	<0.007
	1,1,2,2-tetrachloroethane	mg/kg	0.01	1400	-	-	-	-	-	-	<0.01
	1,1,2-trichloroethane	mg/kg	0.01		-	-	-	-	-	-	<0.01
	1,1-dichloroethane	mg/kg	0.008		-	-	-	-	-	-	<0.008
	1,1-dichloroethene	mg/kg	0.01		-	-	-	-	-	-	<0.01
	1,1-dichloropropene	mg/kg	0.01		-	-	-	-	-	-	<0.01
	1,2,3-trichloropropane	mg/kg	0.016		-	-	-	-	-	-	<0.016
	1,2,4-trimethylbenzene	mg/kg	0.009		-	-	-	-	-	-	<0.009
	1,2-dibromo-3-chloropropane	mg/kg	0.014		-	-	-	-	-	-	<0.014
	1,2-dibromoethane	mg/kg	0.01		-	-	-	-	-	-	<0.01
	1,2-dichloroethane	mg/kg	0.005	29	-	-	-	-	-	-	<0.005
	1,2-dichloropropane	mg/kg	0.01		-	-	-	-	-	-	<0.01
	1,3,5-trimethylbenzene	mg/kg	0.008		-	-	-	-	-	-	<0.008
	1,3-dichloropropane	mg/kg	0.007		-	-	-	-	-	-	<0.007
	2,2-dichloropropane	mg/kg	0.01		-	-	-	-	-	-	<0.01
	2-chlorotoluene	mg/kg	0.009		-	-	-	-	-	-	<0.009
	4-chlorotoluene	mg/kg	0.01		-	-	-	-	-	-	<0.01
	Bromobenzene	mg/kg	0.01		-	-	-	-	-	-	<0.01
	Bromochloromethane	mg/kg	0.01		-	-	-	-	-	-	<0.01
	Bromodichloromethane	mg/kg	0.007		-	-	-	-	-	-	<0.007
	Bromoform	mg/kg	0.01		-	-	-	-	-	-	<0.01
	Bromomethane	mg/kg	0.01		-	-	-	-	-	-	<0.01
	Carbon disulfide	mg/kg	0.007	11000	-	-	-	-	-	-	<0.007
	Carbon tetrachloride	mg/kg	0.01	890	-	-	-	-	-	-	<0.01
	Chlorodibromomethane	mg/kg	0.01		-	-	-	-	-	-	<0.01
	Chloroethane	mg/kg	0.01		-	-	-	-	-	-	<0.01
	Chloroform	mg/kg	0.008	2500	-	-	-	-	-	-	<0.008
	Chloromethane	mg/kg	0.007		-	-	-	-	-	-	<0.007
	cis-1,2-dichloroethene	mg/kg	0.006		-	-	-	-	-	-	<0.006
	Dibromomethane	mg/kg	0.009		-	-	-	-	-	-	<0.009
	Dichlorodifluoromethane	mg/kg	0.006		-	-	-	-	-	-	<0.006
	Dichloromethane	mg/kg	0.01		-	-	-	-	-	-	<0.01
	Isopropylbenzene	mg/kg	0.005		-	-	-	-	-	-	<0.005
	n-butylbenzene	mg/kg	0.011		-	-	-	-	-	-	<0.011
	n-propylbenzene	mg/kg	0.01		-	-	-	-	-	-	<0.01
	p-isopropyltoluene	mg/kg	0.01		-	-	-	-	-	-	<0.01
	sec-butylbenzene	mg/kg	0.01		-	-	-	-	-	-	<0.01
	Trichloroethene	mg/kg	0.009	120	-	-	-	-	-	-	<0.009
	tert-butylbenzene	mg/kg	0.014		-	-	-	-	-	-	<0.014
	Tetrachloroethene	mg/kg	0.005	1400	-	-	-	-	-	-	<0.005
	trans-1,2-dichloroethene	mg/kg	0.01		-	-	-	-	-	-	<0.01
	Trichlorofluoromethane	mg/kg	0.006		-	-	-	-	-	-	<0.006
	Vinyl chloride	mg/kg	0.006	3.5	-	-	-	-	-	-	<0.006
	tert-Amyl methyl ether	mg/kg	0.01		-	-	-	-	-	-	<0.01
VOC/SVOC	1,2,3-trichlorobenzene	mg/kg	0.02	1800	-	-	-	-	-	-	<0.02
	1,2,4-trichlorobenzene	mg/kg	0.02	15000	-	-	-	-	-	-	<0.02
	1,2-dichlorobenzene	mg/kg	0.01	90000	-	-	-	-	-	-	<0.01
	1,3,5-Trichlorobenzene	mg/kg	0.02	1700	-	-	-	-	-	-	<0.02
	1,3-dichlorobenzene	mg/kg	0.008	300	-	-	-	-	-	-	<0.008
	1,4-dichlorobenzene	mg/kg	0.005	17000	-	-	-	-	-	-	<0.005

				Location Code	BH01033	BH01033	BH01033	BH01034	BH01034	BH01034	BH01034
				Sample Depth Range	0.05-0.1	1.4-1.5	2.5-2.7	0-0	0.05-0.15	0.9-1.1	1.2-1.3
				Sampled Date Time	24/07/2019	30/07/2019	30/07/2019	18/10/2019	16/10/2019	16/10/2019	22/10/2019
				LQM S4UL Public Open Space (POS) Residential - 1% SOM (GAC)							
Chem Group	ChemName	output unit	EQL								
	Chlorobenzene	mg/kg	0.005	11000	-	-	-	-	-	-	<0.005
	Hexachlorobutadiene	mg/kg	0.02	25	-	-	-	-	-	-	<0.02
SVOC	4-bromophenyl phenyl ether	mg/kg	0.1		-	-	-	-	-	-	<0.2
	4-nitroaniline	mg/kg	0.1		-	-	-	-	-	-	<0.2
	4-nitrophenol	mg/kg	0.1		-	-	-	-	-	-	<0.2
	2,4,5-trichlorophenol	mg/kg	0.1		-	-	-	-	-	-	<0.2
	2,4,6-trichlorophenol	mg/kg	0.1		-	-	-	-	-	-	<0.2
	2,4-dichlorophenol	mg/kg	0.1		-	-	-	-	-	-	<0.2
	2,4-dimethylphenol	mg/kg	0.1		-	-	-	-	-	-	<0.2
	2,4-dinitrotoluene	mg/kg	0.1		-	-	-	-	-	-	<0.2
	2,6-dinitrotoluene	mg/kg	0.1		-	-	-	-	-	-	<0.2
	2-chloronaphthalene	mg/kg	0.1		-	-	-	-	-	-	<0.2
	2-chlorophenol	mg/kg	0.1		-	-	-	-	-	-	<0.2
	2-methylnaphthalene	mg/kg	0.1		-	-	-	-	-	-	1.14
	2-methylphenol	mg/kg	0.1		-	-	-	-	-	-	<0.2
	2-nitroaniline	mg/kg	0.1		-	-	-	-	-	-	<0.2
	2-nitrophenol	mg/kg	0.1		-	-	-	-	-	-	<0.2
	3-nitroaniline	mg/kg	0.1		-	-	-	-	-	-	<0.2
	4-chloro-3-methylphenol	mg/kg	0.1		-	-	-	-	-	-	<0.2
	4-chloroaniline	mg/kg	0.1		-	-	-	-	-	-	<0.2
	4-chlorophenyl phenyl ether	mg/kg	0.1		-	-	-	-	-	-	<0.2
	4-methylphenol	mg/kg	0.1		-	-	-	-	-	-	<0.2
	Azobenzene	mg/kg	0.1		-	-	-	-	-	-	<0.2
	Bis(2-chloroethoxy) methane	mg/kg	0.1		-	-	-	-	-	-	<0.2
	Bis(2-chloroethyl)ether	mg/kg	0.1		-	-	-	-	-	-	<0.2
	Bis(2-chloroisopropyl) ether	mg/kg	0.1		-	-	-	-	-	-	<0.2
	Bis(2-ethylhexyl) phthalate	mg/kg	0.1		-	-	-	-	-	-	<0.2
	Butyl benzyl phthalate	mg/kg	0.1		-	-	-	-	-	-	<0.2
	Carbazole	mg/kg	0.1		-	-	-	-	-	-	1.61
	Dibenzofuran	mg/kg	0.1		-	-	-	-	-	-	2.29
	Diethylphthalate	mg/kg	0.1		-	-	-	-	-	-	<0.2
	Dimethyl phthalate	mg/kg	0.1		-	-	-	-	-	-	<0.2
	Di-n-butyl phthalate	mg/kg	0.1		-	-	-	-	-	-	<0.2
	Di-n-octyl phthalate	mg/kg	0.1		-	-	-	-	-	-	<0.2
	Hexachlorobenzene	mg/kg	0.05	16	-	-	-	-	-	-	<0.2
	Hexachlorocyclopentadiene	mg/kg	0.1		-	-	-	-	-	-	<0.2
	Hexachloroethane	mg/kg	0.1		-	-	-	-	-	-	<0.2
	Isophorone	mg/kg	0.1		-	-	-	-	-	-	<0.2
	Nitrobenzene	mg/kg	0.1		-	-	-	-	-	-	<0.2
	N-nitrosodi-n-propylamine	mg/kg	0.1		-	-	-	-	-	-	<0.2
	Pentachloronitrobenzene	mg/kg	0.05		-	-	-	-	-	-	-
	Pentachlorophenol	mg/kg	0.1	60	-	-	-	-	-	-	<0.2
PCB	Heptachlorobiphenyl, 2,3,3,4,4,5,5- (PCB 189)	mg/kg	0.003		-	-	-	-	-	-	-
	Hexachlorobiphenyl, 2,3,3,4,4,5- (PCB 156)	mg/kg	0.003		-	-	-	-	-	-	-
	Hexachlorobiphenyl, 2,3,3,4,4,5- (PCB 157)	mg/kg	0.003		-	-	-	-	-	-	-
	Hexachlorobiphenyl, 2,3,4,4,5,5- (PCB 167)	mg/kg	0.003		-	-	-	-	-	-	-
	Hexachlorobiphenyl, 3,3,4,4,5,5- (PCB 169)	mg/kg	0.003		-	-	-	-	-	-	-
	PCB 101	mg/kg	0.003		-	-	-	-	-	-	-
	PCB 118	mg/kg	0.003		-	-	-	-	-	-	-
	PCB 138	mg/kg	0.003		-	-	-	-	-	-	-
	PCB 153	mg/kg	0.003		-	-	-	-	-	-	-
	PCB 180	mg/kg	0.003		-	-	-	-	-	-	-
	PCB 28	mg/kg	0.003		-	-	-	-	-	-	-
	PCB 52	mg/kg	0.003		-	-	-	-	-	-	-
	Pentachlorobiphenyl, 2,3,3,4,4- (PCB 105)	mg/kg	0.003		-	-	-	-	-	-	-
	Pentachlorobiphenyl, 2,3,4,4,5- (PCB 114)	mg/kg	0.003		-	-	-	-	-	-	-
	Pentachlorobiphenyl, 2,3,4,4,5- (PCB 123)	mg/kg	0.003		-	-	-	-	-	-	-
	Pentachlorobiphenyl, 3,3,4,4,5- (PCB 126)	mg/kg	0.003		-	-	-	-	-	-	-
	Tetrachlorobiphenyl, 3,3,4,4- (PCB 77)	mg/kg	0.003		-	-	-	-	-	-	-
	Tetrachlorobiphenyl, 3,4,4,5- (PCB 81)	mg/kg	0.003		-	-	-	-	-	-	-
	Total PCB 7 Congeners	mg/kg	0.021		-	-	-	-	-	-	-
	Total PCB WHO 12	mg/kg	0.036		-	-	-	-	-	-	-
Phenolics	Xylenols	mg/kg	0.015		<0.015	<0.015	<0.015	-	<0.015	0.0342	0.0348
	Cresol Total	mg/kg	0.01		0.0113	0.0109	<0.01	-	0.0121	0.057	0.0116
	Phenol	mg/kg	0.01	(dir)760[#8]	<0.01	<0.01	<0.01	-	<0.01	0.0114	<0.2 - 0.0116
	Phenols Monohydric	mg/kg	0.035		<0.035	<0.035	<0.035	-	<0.035	0.103	0.058
Organotins	Dibutyltin	mg/kg			-	-	-	-	-	-	-
	Monophenyltin	mg/kg			-	-	-	-	-	-	-
	Diphenyltin	mg/kg			-	-	-	-	-	-	-
	Monobutyltin	mg/kg			-	-	-	-	-	-	-
	Tetrabutyltin	mg/kg			-	-	-	-	-	-	-
	Tributyltin	mg/kg			-	-	-	-	-	-	-
	Triphenyltin	mg/kg			-	-	-	-	-	-	-
Pesticides	Heptachlor epoxide	mg/kg	0.05		-	-	-	-	-	-	-
	Tecnazene	mg/kg	0.05		-	-	-	-	-	-	-
	2,4,5-TP (Silvex)	mg/kg			-	-	-	-	-	-	-
	Hedonal	mg/kg			-	-	-	-	-	-	-

				Location Code	BH01033	BH01033	BH01033	BH01034	BH01034	BH01034	BH01034
				Sample Depth Range	0.05-0.1	1.4-1.5	2.5-2.7	0-0	0.05-0.15	0.9-1.1	1.2-1.3
				Sampled Date Time	24/07/2019	30/07/2019	30/07/2019	18/10/2019	16/10/2019	16/10/2019	22/10/2019
				LQM S4UL Public Open Space (POS) Residential - 1% SOM (GAC)							
Chem_Group	ChemName	output unit	EQL								
	2,4-DDT	mg/kg	0.05		-	-	-	-	-	-	-
	2,4-Dichlorprop	mg/kg			-	-	-	-	-	-	-
	4-(2,4-Dichlorophenoxy)butyric Acid (2,4-DB)	mg/kg			-	-	-	-	-	-	-
	4,4-DDE	mg/kg	0.05		-	-	-	-	-	-	-
	a-BHC	mg/kg	0.05	24	-	-	-	-	-	-	-
	Aldrin	mg/kg	0.05	18	-	-	-	-	-	-	-
	Atrazine	mg/kg	0.05	1200	-	-	-	-	-	-	-
	Azinophos methyl	mg/kg	0.05		-	-	-	-	-	-	-
	b-BHC	mg/kg	0.05	8.1	-	-	-	-	-	-	-
	Bentazone	mg/kg			-	-	-	-	-	-	-
	Chlordane (cis)	mg/kg	0.05		-	-	-	-	-	-	-
	Chlordane (trans)	mg/kg	0.05		-	-	-	-	-	-	-
	Chlorfenvinphos	mg/kg	0.05		-	-	-	-	-	-	-
	Chlorotoluron	mg/kg			-	-	-	-	-	-	-
	Chlorpyrifos-methyl	mg/kg	0.05		-	-	-	-	-	-	-
	Cyanazine	mg/kg			-	-	-	-	-	-	-
	d-BHC	mg/kg	0.05		-	-	-	-	-	-	-
	DDD	mg/kg	0.05		-	-	-	-	-	-	-
	DDT	mg/kg	0.05		-	-	-	-	-	-	-
	Chlorothalonil	mg/kg	0.05		-	-	-	-	-	-	-
	Diazinon	mg/kg	0.05		-	-	-	-	-	-	-
	Dichlorvos	mg/kg	0.05	16	-	-	-	-	-	-	-
	Dieldrin	mg/kg	0.05	18	-	-	-	-	-	-	-
	Dimethoate	mg/kg	0.05		-	-	-	-	-	-	-
	Disulfoton	mg/kg	0.05		-	-	-	-	-	-	-
	Diuron	mg/kg			-	-	-	-	-	-	-
	Endosulfan I	mg/kg	0.05	1200	-	-	-	-	-	-	-
	Endosulfan II	mg/kg	0.05		-	-	-	-	-	-	-
	Endosulfan sulphate	mg/kg	0.05		-	-	-	-	-	-	-
	Endrin	mg/kg	0.05		-	-	-	-	-	-	-
	Fenitrothion	mg/kg	0.05		-	-	-	-	-	-	-
	Fenthion	mg/kg	0.05		-	-	-	-	-	-	-
	Fluroxypyr	mg/kg			-	-	-	-	-	-	-
	g-BHC (Lindane)	mg/kg	0.05	8.2	-	-	-	-	-	-	-
	Heptachlor	mg/kg	0.05		-	-	-	-	-	-	-
	Isodrin	mg/kg	0.05		-	-	-	-	-	-	-
	Isoproturon	mg/kg			-	-	-	-	-	-	-
	Linuron	mg/kg			-	-	-	-	-	-	-
	Malathion	mg/kg	0.05		-	-	-	-	-	-	-
	2-Methyl-4-chlorophenoxyacetic acid	mg/kg			-	-	-	-	-	-	-
	2-Methyl-4-Chlorophenoxy Butanoic Acid	mg/kg			-	-	-	-	-	-	-
	Mecoprop	mg/kg			-	-	-	-	-	-	-
	Methoxychlor	mg/kg	0.05		-	-	-	-	-	-	-
	Methyl parathion	mg/kg	0.05		-	-	-	-	-	-	-
	Mevinphos (Phosdrin)	mg/kg	0.05		-	-	-	-	-	-	-
	Nitroguanidine	mg/kg			-	-	-	-	-	-	-
	o,p-DDD	mg/kg	0.05		-	-	-	-	-	-	-
	o,p'-DDE	mg/kg	0.05		-	-	-	-	-	-	-
	o,p-Methoxychlor	mg/kg	0.05		-	-	-	-	-	-	-
	Parathion	mg/kg	0.05		-	-	-	-	-	-	-
	Pendimethalin	mg/kg	0.05		-	-	-	-	-	-	-
	Permethrin	mg/kg	0.05		-	-	-	-	-	-	-

				Location Code	BH01033	BH01033	BH01033	BH01034	BH01034	BH01034	BH01034
				Sample Depth Range	0.05-0.1	1.4-1.5	2.5-2.7	0-0	0.05-0.15	0.9-1.1	1.2-1.3
				Sampled Date Time	24/07/2019	30/07/2019	30/07/2019	18/10/2019	16/10/2019	16/10/2019	22/10/2019
				LQM S4UL Public Open Space (POS) Residential - 1% SOM (GAC)							
Chem Group	**ChemName**	**output unit**	**EQL**								
	Permethrin II	mg/kg	0.05		-	-	-	-	-	-	-
	Phorate	mg/kg	0.05		-	-	-	-	-	-	-
	Prometryn	mg/kg	0.05		-	-	-	-	-	-	-
	Pronamide	mg/kg	0.05		-	-	-	-	-	-	-
	Propazine	mg/kg	0.05		-	-	-	-	-	-	-
	Simazine	mg/kg	0.05		-	-	-	-	-	-	-
	Terbutryn	mg/kg	0.05		-	-	-	-	-	-	-
	Terbutylazine	mg/kg	0.05		-	-	-	-	-	-	-
	Triadimefon	mg/kg	0.05		-	-	-	-	-	-	-
	Triallate	mg/kg	0.05		-	-	-	-	-	-	-
	Tricloovr	mg/kg			-	-	-	-	-	-	-
	Trifluralin	mg/kg	0.05		-	-	-	-	-	-	-
	Telodrin	mg/kg	0.05		-	-	-	-	-	-	-
Radionuclides	Caesium-137	Bq/kg	1.4		-	-	-	-	-	-	-
	Protactinium-234m	Bq/kg	140		-	-	-	-	-	-	-
	Americium-241	Bq/g	0.0022		-	-	-	-	-	-	-
	Beryllium-7	Bq/g	0.016		-	-	-	-	-	-	-
	Cobalt-60	Bq/g	0.0015		-	-	-	-	-	-	-
	Gross alpha	Bq/kg	54		-	-	-	-	-	-	-
	Gross beta	Bq/kg	87		-	-	-	-	-	-	-
	Lead-210	Bq/kg	22		-	-	-	-	-	-	-
	Potassium-40	Bq/kg	2		-	-	-	-	-	-	-
	Radium -224	Bq/g	0.022		-	-	-	-	-	-	-
	Radium-226	Bq/g	0.0005		-	-	-	-	-	-	-
	Thorium-228	Bq/g	0.0005		-	-	-	-	-	-	-
	Thorium-230	Bq/g	0.0005		-	-	-	-	-	-	-
	Thorium-232	Bq/g	0.0005		-	-	-	-	-	-	-
	Thorium-234	Bq/g	0.025		-	-	-	-	-	-	-
	Uranium-234	Bq/g	0.0005		-	-	-	-	-	-	-
	Uranium-235	Bq/g	0.0005		-	-	-	-	-	-	-
SVOC TIC	SVOC TICS - Detect	Detect			-	-	-	-	-	-	1
	SVOC Tentatively Identified Compounds	mg/kg	0.1		-	-	-	-	-	-	14.4
VOC TIC	VOC Tentatively Identified Compounds	mg/kg	0.05		-	-	-	-	-	-	-
Explosives	2,2,4,4,6,6-Hexanitrostilbene	mg/kg			-	-	-	-	-	-	-
	2,4,6-Trinitrotoluene (TNT)	mg/kg		130	-	-	-	-	-	-	-
	2,4,6-trinitrophenyl	mg/kg			-	-	-	-	-	-	-
	HMX	mg/kg		13000	-	-	-	-	-	-	-
	Ethylene glycol dinitrate	mg/kg			-	-	-	-	-	-	-
	Nitrocellulose (12% N)	mg/kg			-	-	-	-	-	-	-
	Nitroglycerine	mg/kg			-	-	-	-	-	-	-
	PETN	mg/kg			-	-	-	-	-	-	-
	RDX	mg/kg		26000	-	-	-	-	-	-	-
	Tetryl	mg/kg			-	-	-	-	-	-	-
NA	Actinium-228	Bq/kg	2		-	-	-	-	-	-	-
	Caesium-134	Bq/kg	1.7		-	-	-	-	-	-	-
	Bismuth-212	Bq/kg	19		-	-	-	-	-	-	-
	Bismuth-214	Bq/kg	2		-	-	-	-	-	-	-
	Lead-212	Bq/kg	2		-	-	-	-	-	-	-
	Lead-214	Bq/kg	2		-	-	-	-	-	-	-
	Thallium-208	Bq/kg	2		-	-	-	-	-	-	-
Other	Temperature	°C			16.3	21.3	21.3	-	17.9	16.3	15.1
	Conductivity @ 20oC	uS/cm	14		254 - 300	167 - 175	106 - 111	-	230 - 235	199 - 204	679 - 698
	Organic Matter	%	0.35		-	-	-	5.1	-	-	-
	Moisture Content (dried @35oC)	%			10	8.1	7	37	18	12	14
	pH (Lab)	pH Units	1		8.23 - 8.91	8.17 - 8.68	8.37 - 9.01	8.11	8.25 - 8.53	8.41 - 9.22	8.33 - 8.82
	Total Organic Carbon	%	0.2		1.35	0.225	<0.2	-	1.25	0.719	1.45

Environmental Standards Comments
#1:GAC is only presented as speciated chromium. 7.7mg/kg is used for hexavalent. If hexavalent chromium (CrVI) data is available, a value of 1,500mg/kg may be appropriate for the remaining trivalent chromium (CrIII).
#2:C4SL for lead adopted
#3:GAC only presented as speciated mercury. 16mg/kg is used for elemental mercury. If the CSM indicates that elemental mercury is not a CoC and mercury is present in an inorganic form, a value of 120mg/kg for inorganic mercury may be appropriate
#4:Updated S4UL for nickel
#5:S4UL exceeds solubility saturation limit
#6:Criteria derived for Ali>C16-C35 split between Ali>C16-21 & Ali>C21-35. Requires summation of fractions to use Ali>C16-C35 criteria.
#7:Criteria presented is for p-xylene. A separate value is presented for o-xylene.
#8:S4UL based on a threshold protective of direct skin contact with phenol

Key

<0.6	Result MDL exceeds GAC
27.8	Result exceeds GAC

Notes
Where a range is given a determinand has been analysed for by more than one method

				Location Code	BH01034	BH01034	BH01034	BH02001	BH02001	BH02001	BH02002
				Sample Depth Range	1.8-1.9	3.1-3.2	4.8-4.9	0.5-0.6	0.5-0.6	1.4-1.5	0.05-0.15
				Sampled Date Time	18/10/2019	18/10/2019	18/10/2019	05/08/2019	23/08/2019	08/08/2019	31/10/2019
				LQM S4UL Public Open Space (POS) Residential - 1% SOM (GAC)							
Chem_Group	**ChemName**	**output unit**	**EQL**								
Metals	Antimony	mg/kg	0.6		<0.6	-	-	-	-	-	-
	Arsenic	mg/kg	0.6	79	10.9	12.1	4.97	2.67	-	2.26	9.14
	Barium	mg/kg	0.6	-	-	-	-	-	-	-	-
	Beryllium	mg/kg	0.01	2.2	-	-	-	-	-	-	-
	Boron	mg/kg	1	21000	1.92	<1	<1	<1	-	<1	1.2
	Cadmium	mg/kg	0.02	120	0.355	0.0502	0.0269	0.282	-	0.258	0.556
	Chromium (hexavalent)	mg/kg	0.6	7.7	<0.6	<0.6	<0.6	<0.6	-	<0.6	<0.6
	Chromium	mg/kg	0.9	[#1]	29.1	34.1	12.5	3.52	-	<0.9	36.7
	Copper	mg/kg	1.4	12000	16.7	15.3	7.41	2.42	-	<1.4	12.2
	Lead	mg/kg	0.7	630[#2]	37.4	17.9	4.91	2.04	-	<0.7	30.4
	Mercury	mg/kg	0.14	[#3]	<0.14	<0.14	<0.14	<0.14	-	<0.14	<0.14
	Molybdenum	mg/kg	0.1		0.274	-	-	-	-	-	-
	Nickel	mg/kg	0.2	230[#4]	27.3	17.3	8.77	8.18	-	6.81	16.2
	Selenium	mg/kg	1	1100	<1	<1	<1	<1	-	<1	<1
	Vanadium	mg/kg	0.2	2000	42	-	-	-	-	-	-
	Zinc	mg/kg	1.9	81000	80.9	50.9	20.5	20.8	-	13.6	69.7
Asbestos	Anthophyllite	Detect			0	0	0	0	-	0	0
	Asbestos Analysts Comments	-			-	-	-	-	-	-	-
	Asbestos PCOM Quantification	%	0.001		-	-	-	-	-	-	-
	Asbestos Quantification Total	%	0.001		-	-	-	-	-	-	-
	Asbestos: Actinolite	Detect			0	0	0	0	-	0	0
	Additional Asbestos Components (Using TM048)	Comment			-	-	-	-	-	-	-
	Crocidolite Asbestos	Detect			0	0	0	0	-	0	0
	Asbestos Gravimetric Quantification	%	0.001		-	-	-	-	-	-	-
	Chrysotile Asbestos	Detect			0	0	0	0	-	0	0
	Amosite Asbestos	Detect			0	0	0	0	-	0	0
	Non-Asbestos Fibre	Detect			0	0	0	0	-	0	0
	Tremolite	Detect			0	0	0	0	-	0	0
Inorganics	Alkalinity (total) as CaCO3	mg/kg	10		-	-	-	-	-	-	-
	Ammoniacal Nitrogen as N	mg/kg	12		-	-	-	-	-	-	-
	Cyanide (Free)	mg/kg	1		<1	<1	<1	<1	<1	<1	<1
	Cyanide Total	mg/kg	1		<1	1.43	<1	<1	<1	<1	<1
	cyanides-complex	mg/kg	1		<1	1.37	<1	<1	-	<1	<1
	Nitrite (as N)	mg/kg	0.03		-	-	-	-	-	-	-
	Sulphate	mg/kg	200		-	-	-	-	-	-	-
PAH	Naphthalene	mg/kg	0.009	4900	0.582 - 1.34	<0.009	<0.009	<0.009	<0.009	<0.009	<0.009
	Acenaphthene	mg/kg	0.008	15000	1.77 - 1.84	<0.008	<0.008	<0.008	<0.008	<0.008	<0.008
	Acenaphthylene	mg/kg	0.012	15000	<0.5 - 0.155	<0.012	<0.012	<0.012	<0.012	<0.012	<0.012
	Fluoranthene	mg/kg	0.017	3100	10.4 - 11.9	0.15	<0.017	<0.017	0.0633	<0.017	0.0727
	Anthracene	mg/kg	0.016	74000	3.17 - 3.19	0.0197	<0.016	<0.016	<0.016	<0.016	<0.016
	Phenanthrene	mg/kg	0.015	3100	9.77 - 9.9	0.0837	<0.015	<0.015	0.0268	<0.015	0.029
	Fluorene	mg/kg	0.01	9900	1.56 - 1.81	<0.01	<0.01	<0.01	<0.01	<0.01	<0.01
	Chrysene	mg/kg	0.01	57	2.83 - 4.52	0.0635	<0.01	<0.01	0.027	<0.01	0.0388
	Pyrene	mg/kg	0.015	7400	8.25 - 8.88	0.123	<0.015	<0.015	0.0507	<0.015	0.0613
	Benzo(a)anthracene	mg/kg	0.014	29	3.58 - 4.13	0.0647	<0.014	<0.014	0.0271	<0.014	0.0381
	Benzo(b)fluoranthene	mg/kg	0.015	7.1	2.74 - 3.18	0.0975	<0.015	<0.015	0.0333	<0.015	0.068
	Benzo(k)fluoranthene	mg/kg	0.014	190	1.19 - 3.62	0.0301	<0.014	<0.014	<0.014	<0.014	0.0258
	Benzo(a)pyrene	mg/kg	0.015	5.7	3 - 3.17	0.0604	<0.015	<0.015	0.0267	<0.015	0.0476
	Dibenz(a,h)anthracene	mg/kg	0.023	0.57	<0.5 - 0.365	<0.023	<0.023	<0.023	<0.023	<0.023	<0.023
	Benzo(g,h,i)perylene	mg/kg	0.024	640	1.76 - 2.81	0.038	<0.024	<0.024	<0.024	<0.024	0.0411
	Indeno(1,2,3-c,d)pyrene	mg/kg	0.018	82	1.78 - 1.83	0.05	<0.018	<0.018	0.0228	<0.018	0.0317
	PAH 16 Total	mg/kg	0.118		54.4	0.781	<0.118	<0.118	0.278	<0.118	0.454
TPH CWG	>C5-C6 Aliphatics	mg/kg	0.01	(sol)570000[#5]	0.0857	-	-	-	<0.01	-	-
	>C8-C8 Aliphatics	mg/kg	0.01	600000	0.12	-	-	-	<0.01	-	-
	>C10-C44 Aliphatics	mg/kg	5		285	-	-	-	-	-	-
	>C10-C44 Aliphatics/Aromatics	mg/kg	10		508	-	-	-	-	-	-
	>C8-C10 Aliphatics	mg/kg	0.01	13000	0.143	-	-	-	<0.01	-	-
	>C10-C12 Aliphatics	mg/kg	0.01	13000	<1	-	-	-	<0.01	-	-
	>C12-C16 Aliphatics	mg/kg	0.1	13000	4.5	-	-	-	<0.1	-	-
	>C16-C21 Aliphatics	mg/kg	0.1	125000[#6]	11.8	-	-	-	<0.1	-	-
	>C21-C35 Aliphatics	mg/kg	0.1	125000[#6]	88.4	-	-	-	0.925	-	-
	>C35-C44 Aliphatics	mg/kg	0.1	250000	180	-	-	-	<0.1	-	-
	>C5-C10 Aliphatics	mg/kg	0.05		0.349	-	-	-	-	-	-
	Total Aliphatics >C12-C44	mg/kg	0.1		-	-	-	-	0.925	-	-
	>EC5-EC10 Aromatics	mg/kg	0.05		0.0952	-	-	-	-	-	-
	>EC6-EC7 Aromatics	mg/kg	0.01		<0.01	-	-	-	<0.01	-	-
	>EC7-EC8 Aromatics	mg/kg	0.01	56000	<0.01	-	-	-	<0.01	-	-
	>EC8-EC10 Aromatics	mg/kg	0.01	5000	0.0952	-	-	-	<0.01	-	-
	>EC10-EC12 Aromatics	mg/kg	0.01	5000	1.13	-	-	-	<0.01	-	-
	>EC10-EC44 Aromatics	mg/kg	5		222	-	-	-	-	-	-
	>EC12-EC16 Aromatics	mg/kg	0.1	5100	13.4	-	-	-	<0.1	-	-
	>EC16-EC21 Aromatics	mg/kg	0.1	3800	45.9	-	-	-	0.359	-	-
	>EC21-EC35 Aromatics	mg/kg	0.1	3800	151	-	-	-	3.75	-	-
	>EC35-EC44 Aromatics	mg/kg	0.1	3800	10.7	-	-	-	0.212	-	-
	>EC40-EC44 Aromatics	mg/kg	0.1		<1	-	-	-	<0.1	-	-
	>EC12-EC44 Aromatics	mg/kg	0.1		-	-	-	-	4.32	-	-
	TPH Aliphatics & Aromatics >C5-44	mg/kg	0.1		508	-	-	-	5.24	-	-
TPH	>C5-C6	mg/kg	0.02		-	<0.02	<0.02	<0.02	-	<0.02	<0.02

				Location Code	BH01034	BH01034	BH01034	BH02001	BH02001	BH02001	BH02002
				Sample Depth Range	1.8-1.9	3.1-3.2	4.8-4.9	0.5-0.6	0.5-0.6	1.4-1.5	0.05-0.15
				Sampled Date Time	18/10/2019	18/10/2019	18/10/2019	05/08/2019	23/08/2019	08/08/2019	31/10/2019
				LQM S4UL Public Open Space (POS) Residential - 1% SOM (GAC)							
Chem_Group	**ChemName**	**output unit**	**EQL**								
	>C6-C7	mg/kg	0.02		-	<0.02	<0.02	<0.02	-	<0.02	<0.02
	>C7-C8	mg/kg	0.02		-	<0.02	<0.02	<0.02	-	<0.02	<0.02
	>C8-C10	mg/kg	0.02		-	<0.02	<0.02	<0.02	-	<0.02	<0.02
	>C10-C12	mg/kg	0.02		-	<0.02	<0.02	<0.02	-	<0.02	<0.02
	>C12-C16	mg/kg	35		-	<35	<35	<35	-	<35	<35
	>C16-C21	mg/kg	35		-	<35	<35	<35	-	<35	<35
	>C21-C28	mg/kg	35		-	<35	<35	<35	-	<35	<35
	>C28-C35	mg/kg	35		-	<35	<35	<35	-	<35	<35
	>C35-C40	mg/kg	35		-	<35	<35	<35	-	<35	<35
	GRO >C5-10	mg/kg	0.02		0.444	-	-	-	-	-	-
	TPH >C6-C40	mg/kg	10		-	-	-	-	-	-	-
	EPH>C5-40	mg/kg	35		-	<35	<35	<35	-	<35	<35
	EPH >C10-40	mg/kg	35		-	<35	<35	<35	-	<35	<35
	GRO >C5-12	mg/kg	0.1		-	<0.1	<0.1	<0.1	<0.1	<0.1	<0.1
	Total Petroleum Hydrocarbons	mg/kg	35		-	-	-	-	-	-	-
BTEX and MTBE	Benzene	mg/kg	0.009	72	<0.009	<0.009	<0.009	<0.009	<0.009	<0.009	<0.009
	Toluene	mg/kg	0.007	56000	<0.007	<0.007	<0.007	<0.007	<0.007	<0.007	<0.007
	Ethylbenzene	mg/kg	0.004	24000	<0.004	<0.004	<0.004	<0.004	<0.004	<0.004	<0.004
	Xylene (m & p)	mg/kg	0.01	41000[#7]	<0.01	<0.01	<0.01	<0.01	<0.01	<0.01	<0.01
	Xylene (o)	mg/kg	0.01	41000	<0.01	<0.01	<0.01	<0.01	<0.01	<0.01	<0.01
	Xylene Total	mg/kg	0.02		<0.02	-	-	-	<0.02	-	-
	MTBE	mg/kg	0.01		<0.01	<0.01	<0.01	<0.01	<0.01	<0.01	<0.01
	Total BTEX	mg/kg	0.04		<0.04	<0.04	<0.04	<0.04	<0.04	<0.04	<0.04
VOC	Styrene	mg/kg	0.01		<0.01	-	-	-	-	-	-
	cis-1,3-dichloropropene	mg/kg	0.01		<0.01	-	-	-	-	-	-
	trans-1,3-dichloropropene	mg/kg	0.01		<0.01	-	-	-	-	-	-
	1,1,1,2-tetrachloroethane	mg/kg	0.01	1400	<0.01	-	-	-	-	-	-
	1,1,1-trichloroethane	mg/kg	0.007	140000	<0.007	-	-	-	-	-	-
	1,1,2,2-tetrachloroethane	mg/kg	0.01	1400	<0.01	-	-	-	-	-	-
	1,1,2-trichloroethane	mg/kg	0.01		<0.01	-	-	-	-	-	-
	1,1-dichloroethane	mg/kg	0.008		<0.008	-	-	-	-	-	-
	1,1-dichloroethene	mg/kg	0.01		<0.01	-	-	-	-	-	-
	1,1-dichloropropene	mg/kg	0.01		<0.01	-	-	-	-	-	-
	1,2,3-trichloropropane	mg/kg	0.016		<0.016	-	-	-	-	-	-
	1,2,4-trimethylbenzene	mg/kg	0.009		<0.009	-	-	-	-	-	-
	1,2-dibromo-3-chloropropane	mg/kg	0.014		<0.014	-	-	-	-	-	-
	1,2-dibromoethane	mg/kg	0.01		<0.01	-	-	-	-	-	-
	1,2-dichloroethane	mg/kg	0.005	29	<0.005	-	-	-	-	-	-
	1,2-dichloropropane	mg/kg	0.01		<0.01	-	-	-	-	-	-
	1,3,5-trimethylbenzene	mg/kg	0.008		<0.008	-	-	-	-	-	-
	1,3-dichloropropane	mg/kg	0.007		<0.007	-	-	-	-	-	-
	2,2-dichloropropane	mg/kg	0.01		<0.01	-	-	-	-	-	-
	2-chlorotoluene	mg/kg	0.009		<0.009	-	-	-	-	-	-
	4-chlorotoluene	mg/kg	0.01		<0.01	-	-	-	-	-	-
	Bromobenzene	mg/kg	0.01		<0.01	-	-	-	-	-	-
	Bromochloromethane	mg/kg	0.01		<0.01	-	-	-	-	-	-
	Bromodichloromethane	mg/kg	0.007		<0.007	-	-	-	-	-	-
	Bromoform	mg/kg	0.01		<0.01	-	-	-	-	-	-
	Bromomethane	mg/kg	0.01		<0.01	-	-	-	-	-	-
	Carbon disulfide	mg/kg	0.007	11000	<0.007	-	-	-	-	-	-
	Carbon tetrachloride	mg/kg	0.01	890	<0.01	-	-	-	-	-	-
	Chlorodibromomethane	mg/kg	0.01		<0.01	-	-	-	-	-	-
	Chloroethane	mg/kg	0.01		<0.01	-	-	-	-	-	-
	Chloroform	mg/kg	0.008	2500	<0.008	-	-	-	-	-	-
	Chloromethane	mg/kg	0.007		<0.007	-	-	-	-	-	-
	cis-1,2-dichloroethene	mg/kg	0.006		<0.006	-	-	-	-	-	-
	Dibromomethane	mg/kg	0.009		<0.009	-	-	-	-	-	-
	Dichlorodifluoromethane	mg/kg	0.006		<0.006	-	-	-	-	-	-
	Dichloromethane	mg/kg	0.01		0.018	-	-	-	-	-	-
	Isopropylbenzene	mg/kg	0.005		<0.005	-	-	-	-	-	-
	n-butylbenzene	mg/kg	0.011		<0.011	-	-	-	-	-	-
	n-propylbenzene	mg/kg	0.01		<0.01	-	-	-	-	-	-
	p-isopropyltoluene	mg/kg	0.01		<0.01	-	-	-	-	-	-
	sec-butylbenzene	mg/kg	0.01		<0.01	-	-	-	-	-	-
	Trichloroethene	mg/kg	0.009	120	<0.009	-	-	-	-	-	-
	tert-butylbenzene	mg/kg	0.014		<0.014	-	-	-	-	-	-
	Tetrachloroethene	mg/kg	0.005	1400	<0.005	-	-	-	-	-	-
	trans-1,2-dichloroethene	mg/kg	0.01		<0.01	-	-	-	-	-	-
	Trichlorofluoromethane	mg/kg	0.006		<0.006	-	-	-	-	-	-
	Vinyl chloride	mg/kg	0.006	3.5	<0.006	-	-	-	-	-	-
	tert-Amyl methyl ether	mg/kg	0.01		<0.01	-	-	-	-	-	-
VOC/SVOC	1,2,3-trichlorobenzene	mg/kg	0.02	1800	<0.02	-	-	-	-	-	-
	1,2,4-trichlorobenzene	mg/kg	0.02	15000	<0.02	-	-	-	-	-	-
	1,2-dichlorobenzene	mg/kg	0.01	90000	<0.01	-	-	-	-	-	-
	1,3,5-Trichlorobenzene	mg/kg	0.02	1700	<0.02	-	-	-	-	-	-
	1,3-dichlorobenzene	mg/kg	0.008	300	<0.008	-	-	-	-	-	-
	1,4-dichlorobenzene	mg/kg	0.005	17000	<0.005	-	-	-	-	-	-

				Location Code	BH01034	BH01034	BH01034	BH02001	BH02001	BH02001	BH02002
				Sample Depth Range	1.8-1.9	3.1-3.2	4.8-4.9	0.5-0.6	0.5-0.6	1.4-1.5	0.05-0.15
				Sampled Date Time	18/10/2019	18/10/2019	18/10/2019	05/08/2019	23/08/2019	08/08/2019	31/10/2019
				LQM S4UL Public Open Space (POS) Residential - 1% SOM (GAC)							
Chem_Group	ChemName	output unit	EQL								
	Chlorobenzene	mg/kg	0.005	11000	<0.005	-	-	-	-	-	-
	Hexachlorobutadiene	mg/kg	0.02	25	<0.02	-	-	-	-	-	-
SVOC	4-bromophenyl phenyl ether	mg/kg	0.1		<0.5	-	-	-	-	-	-
	4-nitroaniline	mg/kg	0.1		<0.5	-	-	-	-	-	-
	4-nitrophenol	mg/kg	0.1		<0.5	-	-	-	-	-	-
	2,4,5-trichlorophenol	mg/kg	0.1		<0.5	-	-	-	-	-	-
	2,4,6-trichlorophenol	mg/kg	0.1		<0.5	-	-	-	-	-	-
	2,4-dichlorophenol	mg/kg	0.1		<0.5	-	-	-	-	-	-
	2,4-dimethylphenol	mg/kg	0.1		<0.5	-	-	-	-	-	-
	2,4-dinitrotoluene	mg/kg	0.1		<0.5	-	-	-	-	-	-
	2,6-dinitrotoluene	mg/kg	0.1		<0.5	-	-	-	-	-	-
	2-chloronaphthalene	mg/kg	0.1		<0.5	-	-	-	-	-	-
	2-chlorophenol	mg/kg	0.1		<0.5	-	-	-	-	-	-
	2-methylnaphthalene	mg/kg	0.1		<0.5	-	-	-	-	-	-
	2-methylphenol	mg/kg	0.1		<0.5	-	-	-	-	-	-
	2-nitroaniline	mg/kg	0.1		<0.5	-	-	-	-	-	-
	2-nitrophenol	mg/kg	0.1		<0.5	-	-	-	-	-	-
	3-nitroaniline	mg/kg	0.1		<0.5	-	-	-	-	-	-
	4-chloro-3-methylphenol	mg/kg	0.1		<0.5	-	-	-	-	-	-
	4-chloroaniline	mg/kg	0.1		<0.5	-	-	-	-	-	-
	4-chlorophenyl phenyl ether	mg/kg	0.1		<0.5	-	-	-	-	-	-
	4-methylphenol	mg/kg	0.1		<0.5	-	-	-	-	-	-
	Azobenzene	mg/kg	0.1		<0.5	-	-	-	-	-	-
	Bis(2-chloroethoxy) methane	mg/kg	0.1		<0.5	-	-	-	-	-	-
	Bis(2-chloroethyl)ether	mg/kg	0.1		<0.5	-	-	-	-	-	-
	Bis(2-chloroisopropyl) ether	mg/kg	0.1		<0.5	-	-	-	-	-	-
	Bis(2-ethylhexyl) phthalate	mg/kg	0.1		<0.5	-	-	-	-	-	-
	Butyl benzyl phthalate	mg/kg	0.1		<0.5	-	-	-	-	-	-
	Carbazole	mg/kg	0.1		<0.5	-	-	-	-	-	-
	Dibenzofuran	mg/kg	0.1		1.88	-	-	-	-	-	-
	Diethylphthalate	mg/kg	0.1		<0.5	-	-	-	-	-	-
	Dimethyl phthalate	mg/kg	0.1		<0.5	-	-	-	-	-	-
	Di-n-butyl phthalate	mg/kg	0.1		<0.5	-	-	-	-	-	-
	Di-n-octyl phthalate	mg/kg	0.1		<0.5	-	-	-	-	-	-
	Hexachlorobenzene	mg/kg	0.05	16	<0.5	-	-	-	-	-	-
	Hexachlorocyclopentadiene	mg/kg	0.1		<0.5	-	-	-	-	-	-
	Hexachloroethane	mg/kg	0.1		<0.5	-	-	-	-	-	-
	Isophorone	mg/kg	0.1		<0.5	-	-	-	-	-	-
	Nitrobenzene	mg/kg	0.1		<0.5	-	-	-	-	-	-
	N-nitrosodi-n-propylamine	mg/kg	0.1		<0.5	-	-	-	-	-	-
	Pentachloronitrobenzene	mg/kg	0.05		-	-	-	-	-	-	-
	Pentachlorophenol	mg/kg	0.1	60	<0.5	-	-	-	-	-	-
PCB	Heptachlorobiphenyl, 2,3,3,4,4,5,5- (PCB 189)	mg/kg	0.003		-	-	-	-	-	-	-
	Hexachlorobiphenyl, 2,3,3,4,4,5- (PCB 156)	mg/kg	0.003		-	-	-	-	-	-	-
	Hexachlorobiphenyl, 2,3,3,4,4,5- (PCB 157)	mg/kg	0.003		-	-	-	-	-	-	-
	Hexachlorobiphenyl, 2,3,4,4,5,5- (PCB 167)	mg/kg	0.003		-	-	-	-	-	-	-
	Hexachlorobiphenyl, 3,3,4,4,5,5- (PCB 169)	mg/kg	0.003		-	-	-	-	-	-	-
	PCB 101	mg/kg	0.003		-	-	-	-	-	-	-
	PCB 118	mg/kg	0.003		-	-	-	-	-	-	-
	PCB 138	mg/kg	0.003		-	-	-	-	-	-	-
	PCB 153	mg/kg	0.003		-	-	-	-	-	-	-
	PCB 180	mg/kg	0.003		-	-	-	-	-	-	-
	PCB 28	mg/kg	0.003		-	-	-	-	-	-	-
	PCB 52	mg/kg	0.003		-	-	-	-	-	-	-
	Pentachlorobiphenyl, 2,3,3,4,4- (PCB 105)	mg/kg	0.003		-	-	-	-	-	-	-
	Pentachlorobiphenyl, 2,3,4,4,5- (PCB 114)	mg/kg	0.003		-	-	-	-	-	-	-
	Pentachlorobiphenyl, 2,3,4,4,5- (PCB 123)	mg/kg	0.003		-	-	-	-	-	-	-
	Pentachlorobiphenyl, 3,3,4,4,5- (PCB 126)	mg/kg	0.003		-	-	-	-	-	-	-
	Tetrachlorobiphenyl, 3,3,4,4- (PCB 77)	mg/kg	0.003		-	-	-	-	-	-	-
	Tetrachlorobiphenyl, 3,4,4,5- (PCB 81)	mg/kg	0.003		-	-	-	-	-	-	-
	Total PCB 7 Congeners	mg/kg	0.021		-	-	-	-	-	-	-
	Total PCB WHO 12	mg/kg	0.036		-	-	-	-	-	-	-
Phenolics	Xylenols	mg/kg	0.015		<0.015	<0.015	<0.015	<0.015	<0.015	<0.015	<0.015
	Cresol Total	mg/kg	0.01		<0.01	<0.01	<0.01	<0.01	<0.01	<0.01	<0.01
	Phenol	mg/kg	0.01	(dir)760[#8]	<0.01	<0.01	<0.01	<0.01	<0.01	<0.01	<0.01
	Phenols Monohydric	mg/kg	0.035		<0.035	<0.035	<0.035	<0.035	<0.035	<0.035	<0.035
Organotins	Dibutyltin	mg/kg			-	-	-	-	-	-	-
	Monophenyltin	mg/kg			-	-	-	-	-	-	-
	Diphenyltin	mg/kg			-	-	-	-	-	-	-
	Monobutyltin	mg/kg			-	-	-	-	-	-	-
	Tetrabutyltin	mg/kg			-	-	-	-	-	-	-
	Tributyltin	mg/kg			-	-	-	-	-	-	-
	Triphenyltin	mg/kg			-	-	-	-	-	-	-
Pesticides	Heptachlor epoxide	mg/kg	0.05		-	-	-	-	-	-	-
	Tecnazene	mg/kg	0.05		-	-	-	-	-	-	-
	2,4,5-TP (Silvex)	mg/kg			-	-	-	-	-	-	-
	Hedonal	mg/kg			-	-	-	-	-	-	-

				Location_Code	BH01034	BH01034	BH01034	BH02001	BH02001	BH02001	BH02002
				Sample_Depth_Range	1.8-1.9	3.1-3.2	4.8-4.9	0.5-0.6	0.5-0.6	1.4-1.5	0.05-0.15
				Sampled_Date_Time	18/10/2019	18/10/2019	18/10/2019	05/08/2019	23/08/2019	08/08/2019	31/10/2019
			LQM S4UL Public Open Space (POS) Residential - 1% SOM (GAC)								
Chem_Group	**ChemName**	**output unit**	**EQL**								
	2,4-DDT	mg/kg	0.05		-	-	-	-	-	-	-
	2,4-Dichlorprop	mg/kg			-	-	-	-	-	-	-
	4-(2,4-Dichlorophenoxy)butyric Acid (2,4-DB)	mg/kg			-	-	-	-	-	-	-
	4,4-DDE	mg/kg	0.05		-	-	-	-	-	-	-
	a-BHC	mg/kg	0.05	24	-	-	-	-	-	-	-
	Aldrin	mg/kg	0.05	18	-	-	-	-	-	-	-
	Atrazine	mg/kg	0.05	1200	-	-	-	-	-	-	-
	Azinophos methyl	mg/kg	0.05		-	-	-	-	-	-	-
	b-BHC	mg/kg	0.05	8.1	-	-	-	-	-	-	-
	Bentazone	mg/kg			-	-	-	-	-	-	-
	Chlordane (cis)	mg/kg	0.05		-	-	-	-	-	-	-
	Chlordane (trans)	mg/kg	0.05		-	-	-	-	-	-	-
	Chlorfenvinphos	mg/kg	0.05		-	-	-	-	-	-	-
	Chlorotoluron	mg/kg			-	-	-	-	-	-	-
	Chlorpyrifos-methyl	mg/kg	0.05		-	-	-	-	-	-	-
	Cyanazine	mg/kg			-	-	-	-	-	-	-
	d-BHC	mg/kg	0.05		-	-	-	-	-	-	-
	DDD	mg/kg	0.05		-	-	-	-	-	-	-
	DDT	mg/kg	0.05		-	-	-	-	-	-	-
	Chlorothalonil	mg/kg	0.05		-	-	-	-	-	-	-
	Diazinon	mg/kg	0.05		-	-	-	-	-	-	-
	Dichlorvos	mg/kg	0.05	16	-	-	-	-	-	-	-
	Dieldrin	mg/kg	0.05	18	-	-	-	-	-	-	-
	Dimethoate	mg/kg	0.05		-	-	-	-	-	-	-
	Disulfoton	mg/kg	0.05		-	-	-	-	-	-	-
	Diuron	mg/kg			-	-	-	-	-	-	-
	Endosulfan I	mg/kg	0.05	1200	-	-	-	-	-	-	-
	Endosulfan II	mg/kg	0.05		-	-	-	-	-	-	-
	Endosulfan sulphate	mg/kg	0.05		-	-	-	-	-	-	-
	Endrin	mg/kg	0.05		-	-	-	-	-	-	-
	Fenitrothion	mg/kg	0.05		-	-	-	-	-	-	-
	Fenthion	mg/kg	0.05		-	-	-	-	-	-	-
	Fluroxypyr	mg/kg			-	-	-	-	-	-	-
	g-BHC (Lindane)	mg/kg	0.05	8.2	-	-	-	-	-	-	-
	Heptachlor	mg/kg	0.05		-	-	-	-	-	-	-
	Isodrin	mg/kg	0.05		-	-	-	-	-	-	-
	Isoproturon	mg/kg			-	-	-	-	-	-	-
	Linuron	mg/kg			-	-	-	-	-	-	-
	Malathion	mg/kg	0.05		-	-	-	-	-	-	-
	2-Methyl-4-chlorophenoxyacetic acid	mg/kg			-	-	-	-	-	-	-
	2-Methyl-4-Chlorophenoxy Butanoic Acid	mg/kg			-	-	-	-	-	-	-
	Mecoprop	mg/kg			-	-	-	-	-	-	-
	Methoxychlor	mg/kg	0.05		-	-	-	-	-	-	-
	Methyl parathion	mg/kg	0.05		-	-	-	-	-	-	-
	Mevinphos (Phosdrin)	mg/kg	0.05		-	-	-	-	-	-	-
	Nitroguanidine	mg/kg			-	-	-	-	-	-	-
	o,p-DDD	mg/kg	0.05		-	-	-	-	-	-	-
	o,p'-DDE	mg/kg	0.05		-	-	-	-	-	-	-
	o,p-Methoxychlor	mg/kg	0.05		-	-	-	-	-	-	-
	Parathion	mg/kg	0.05		-	-	-	-	-	-	-
	Pendimethalin	mg/kg	0.05		-	-	-	-	-	-	-
	Permethrin	mg/kg	0.05		-	-	-	-	-	-	-

				Location Code	BH01034	BH01034	BH01034	BH02001	BH02001	BH02001	BH02002
				Sample Depth Range	1.8-1.9	3.1-3.2	4.8-4.9	0.5-0.6	0.5-0.6	1.4-1.5	0.05-0.15
				Sampled Date Time	18/10/2019	18/10/2019	18/10/2019	05/08/2019	23/08/2019	08/08/2019	31/10/2019
			LQM S4UL Public Open Space (POS) Residential - 1% SOM (GAC)								
Chem Group	**ChemName**	**output unit**	**EQL**								
	Permethrin II	mg/kg	0.05		-	-	-	-	-	-	-
	Phorate	mg/kg	0.05		-	-	-	-	-	-	-
	Prometryn	mg/kg	0.05		-	-	-	-	-	-	-
	Pronamide	mg/kg	0.05		-	-	-	-	-	-	-
	Propazine	mg/kg	0.05		-	-	-	-	-	-	-
	Simazine	mg/kg	0.05		-	-	-	-	-	-	-
	Terbutryn	mg/kg	0.05		-	-	-	-	-	-	-
	Terbutylazine	mg/kg	0.05		-	-	-	-	-	-	-
	Triadimefon	mg/kg	0.05		-	-	-	-	-	-	-
	Triallate	mg/kg	0.05		-	-	-	-	-	-	-
	Tricloovr	mg/kg			-	-	-	-	-	-	-
	Trifluralin	mg/kg	0.05		-	-	-	-	-	-	-
	Telodrin	mg/kg	0.05		-	-	-	-	-	-	-
Radionuclides	Caesium-137	Bq/kg	1.4		-	-	-	-	-	-	-
	Protactinium-234m	Bq/kg	140		-	-	-	-	-	-	-
	Americium-241	Bq/g	0.0022		-	-	-	-	-	-	-
	Beryllium-7	Bq/g	0.016		-	-	-	-	-	-	-
	Cobalt-60	Bq/g	0.0015		-	-	-	-	-	-	-
	Gross alpha	Bq/kg	54		-	-	-	-	-	-	-
	Gross beta	Bq/kg	87		-	-	-	-	-	-	-
	Lead-210	Bq/kg	22		-	-	-	-	-	-	-
	Potassium-40	Bq/kg	2		-	-	-	-	-	-	-
	Radium -224	Bq/g	0.022		-	-	-	-	-	-	-
	Radium-226	Bq/g	0.0005		-	-	-	-	-	-	-
	Thorium-228	Bq/g	0.0005		-	-	-	-	-	-	-
	Thorium-230	Bq/g	0.0005		-	-	-	-	-	-	-
	Thorium-232	Bq/g	0.0005		-	-	-	-	-	-	-
	Thorium-234	Bq/g	0.025		-	-	-	-	-	-	-
	Uranium-234	Bq/g	0.0005		-	-	-	-	-	-	-
	Uranium-235	Bq/g	0.0005		-	-	-	-	-	-	-
SVOC TIC	SVOC TICS - Detect	Detect			0	-	-	-	-	-	-
	SVOC Tentatively Identified Compounds	mg/kg	0.1		<5	-	-	-	-	-	-
VOC TIC	VOC Tentatively Identified Compounds	mg/kg	0.05		-	-	-	-	-	-	-
Explosives	2,2,4,4,6,6-Hexanitrostilbene	mg/kg			-	-	-	-	-	-	-
	2,4,6-Trinitrotoluene (TNT)	mg/kg		130	-	-	-	-	-	-	-
	2,4,6-trinitrophenyl	mg/kg			-	-	-	-	-	-	-
	HMX	mg/kg		13000	-	-	-	-	-	-	-
	Ethylene glycol dinitrate	mg/kg			-	-	-	-	-	-	-
	Nitrocellulose (12% N)	mg/kg			-	-	-	-	-	-	-
	Nitroglycerine	mg/kg			-	-	-	-	-	-	-
	PETN	mg/kg			-	-	-	-	-	-	-
	RDX	mg/kg		26000	-	-	-	-	-	-	-
	Tetryl	mg/kg			-	-	-	-	-	-	-
NA	Actinium-228	Bq/kg	2		-	-	-	-	-	-	-
	Caesium-134	Bq/kg	1.7		-	-	-	-	-	-	-
	Bismuth-212	Bq/kg	19		-	-	-	-	-	-	-
	Bismuth-214	Bq/kg	2		-	-	-	-	-	-	-
	Lead-212	Bq/kg	2		-	-	-	-	-	-	-
	Lead-214	Bq/kg	2		-	-	-	-	-	-	-
	Thallium-208	Bq/kg	2		-	-	-	-	-	-	-
Other	Temperature	°C			17.8	16.4	16.4	21.4	-	20.6	18.3
	Conductivity @ 20oC	uS/cm	14		1090 - 1150	537 - 549	279 - 295	126 - 151	-	90.7 - 96.2	234 - 241
	Organic Matter	%	0.35		-	-	-	-	-	-	-
	Moisture Content (dried @35oC)	%			16	16	14	15	16	18	18
	pH (Lab)	pH Units	1		8.17 - 9.5	8.42 - 8.71	7.9 - 8.94	7.51 - 8.75	-	7.75 - 8.75	8.2 - 8.47
	Total Organic Carbon	%	0.2		1.7	0.391	<0.2	0.218	-	<0.2	1.45

Environmental Standards Comments
#1:GAC is only presented as speciated chromium. 7.7mg/kg is used for hexavalent. If hexavalent chromium (CrVI) data is available, a value of 1,500mg/kg may be appropriate for the remaining trivalent chromium (CrIII).
#2:C4SL for lead adopted
#3:GAC only presented as speciated mercury. 16mg/kg is used for elemental mercury. If the CSM indicates that elemental mercury is not a CoC and mercury is present in an inorganic form, a value of 120mg/kg for inorganic mercury may be appropriate
#4:Updated S4UL for nickel
#5:S4UL exceeds solubility saturation limit
#6:Criteria derived for Ali>C16-C35 split between Ali>C16-21 & Ali>C21-35. Requires summation of fractions to use Ali>C16-C35 criteria.
#7:Criteria presented is for p-xylene. A separate value is presented for o-xylene.
#8:S4UL based on a threshold protective of direct skin contact with phenol

Key

<0.6	Result MDL exceeds GAC
27.8	Result exceeds GAC

Notes
Where a range is given a determinand has been analysed for by more than one method

				Location Code	BH02002	BH02002	BH02003	BH02003	BH02003	BH02003	BH02003
				Sample Depth Range	1.8-1.9	3.7-3.8	0.05-0.05	0.05-0.05	0.55-0.55	1.3-1.5	2-2.2
				Sampled Date Time	05/11/2019	05/11/2019	21/04/2020	21/04/2020	21/04/2020	22/04/2020	22/04/2020
				LQM S4UL Public Open Space (POS) Residential - 1% SOM (GAC)							
Chem Group	**ChemName**	**output unit**	**EQL**								
Metals	Antimony	mg/kg	0.6		<0.6	-	1.39	-	2.47	<0.6	<0.6
	Arsenic	mg/kg	0.6	79	6.1	1.74	13.1	-	8.93	5.32	<0.6
	Barium	mg/kg	0.6		-	-	-	-	-	-	-
	Beryllium	mg/kg	0.01	2.2	-	-	-	-	-	-	-
	Boron	mg/kg	1	21000	<1	<1	<1	-	<1	1.24	<1
	Cadmium	mg/kg	0.02	120	0.245	0.227	0.426	-	0.0656	0.249	0.267
	Chromium (hexavalent)	mg/kg	0.6	7.7	<0.6	<0.6	<0.6	-	<0.6	<0.6	<0.6
	Chromium	mg/kg	0.9	#1	18.7	3.42	23.7	-	21.8	9.18	<0.9
	Copper	mg/kg	1.4	12000	11.4	3.86	30.3	-	54.9	6.17	<1.4
	Lead	mg/kg	0.7	630[#2]	11.8	2.16	99.2	-	138	5.46	<0.7
	Mercury	mg/kg	0.14	#3	<0.14	<0.14	<0.14	-	<0.14	<0.14	<0.14
	Molybdenum	mg/kg	0.1		<0.1	-	0.602	-	0.815	<0.1	<0.1
	Nickel	mg/kg	0.2	230[#4]	15.6	5.26	25.2	-	21.3	19.4	2.92
	Selenium	mg/kg	1	1100	<1	<1	<1	-	<1	<1	<1
	Vanadium	mg/kg	0.2	2000	32.3	-	41.4	-	41.6	17.7	1.69
	Zinc	mg/kg	1.9	81000	57.1	22.6	89.8	-	122	29.7	10.1
Asbestos	Anthophyllite	Detect			0	0	0	-	0	0	0
	Asbestos Analysts Comments	-			-	-	1	-	-	-	-
	Asbestos PCOM Quantification	%	0.001		-	-	<0.001	-	-	-	-
	Asbestos Quantification Total	%	0.001		-	-	<0.001	-	-	-	-
	Asbestos: Actinolite	Detect			0	0	0	-	0	0	0
	Additional Asbestos Components (Using TM048)	Comment			-	-	1	-	-	-	-
	Crocidolite Asbestos	Detect			0	0	0	-	0	0	0
	Asbestos Gravimetric Quantification	%	0.001		-	-	<0.001	-	-	-	-
	Chrysotile Asbestos	Detect			0	0	1	-	0	0	0
	Amosite Asbestos	Detect			0	0	0	-	0	0	0
	Non-Asbestos Fibre	Detect			0	1	0	-	0	0	0
	Tremolite	Detect			0	0	0	-	0	0	0
Inorganics	Alkalinity (total) as CaCO3	mg/kg	10		-	-	-	-	-	-	-
	Ammoniacal Nitrogen as N	mg/kg	12		-	-	<12	-	<12	<12	<12
	Cyanide (Free)	mg/kg	1		<1	<1	<1	-	<1	<1	<1
	Cyanide Total	mg/kg	1		<1	<1	<1	-	<1	<1	<1
	cyanides-complex	mg/kg	1		<1	<1	<1	-	<1	<1	<1
	Nitrite (as N)	mg/kg	0.03		-	-	-	-	-	-	-
	Sulphate	mg/kg	200		-	-	-	-	-	-	-
PAH	Naphthalene	mg/kg	0.009	4900	<0.009	<0.009	<0.013 - 0.0179	-	<0.009	<0.009	<0.009
	Acenaphthene	mg/kg	0.008	15000	<0.008	<0.008	<0.1 - 0.0221	-	<0.008	<0.008	<0.008
	Acenaphthylene	mg/kg	0.012	15000	<0.012	<0.012	<0.1 - 0.142	-	<0.1 - 0.0643	<0.012	<0.012
	Fluoranthene	mg/kg	0.017	3100	<0.017	<0.017	2.33 - 14.9	-	0.661 - 2.01	<0.017	<0.017
	Anthracene	mg/kg	0.016	74000	<0.016	<0.016	0.191 - 0.29	-	0.0702 - 0.177	<0.016	<0.016
	Phenanthrene	mg/kg	0.015	3100	<0.015	<0.015	0.516 - 1.29	-	0.196 - 0.696	<0.015	<0.015
	Fluorene	mg/kg	0.01	9900	<0.01	<0.01	<0.1 - 0.0266	-	<0.1 - 0.0142	<0.01	<0.01
	Chrysene	mg/kg	0.01	57	<0.01	<0.01	1.3 - 4.23	-	0.41 - 1.07	<0.01	<0.01
	Pyrene	mg/kg	0.015	7400	<0.015	<0.015	2.16 - 14	-	0.624 - 1.95	<0.015	<0.015
	Benzo(a)anthracene	mg/kg	0.014	29	<0.014	<0.014	1.65 - 4.01	-	0.425 - 1.09	<0.014	<0.014
	Benzo(b)fluoranthene	mg/kg	0.015	7.1	<0.015	<0.015	1.43 - 2.66	-	0.647 - 1.07	<0.015	<0.015
	Benzo(k)fluoranthene	mg/kg	0.014	190	<0.014	<0.014	0.688 - 2.04	-	0.235 - 1.04	<0.014	<0.014
	Benzo(a)pyrene	mg/kg	0.015	5.7	<0.015	<0.015	1.53 - 2.03	-	0.5 - 1.1	<0.015	<0.015
	Dibenz(a,h)anthracene	mg/kg	0.023	0.57	<0.023	<0.023	0.194 - 0.232	-	<0.1 - 0.0591	<0.023	<0.023
	Benzo(g,h,i)perylene	mg/kg	0.024	640	<0.024	<0.024	0.905 - 0.964	-	0.339 - 0.602	<0.024	<0.024
	Indeno(1,2,3-c,d)pyrene	mg/kg	0.018	82	<0.018	<0.018	1.01 - 1.4	-	0.321 - 0.838	<0.018	<0.018
	PAH 16 Total	mg/kg	0.118		<0.118	<0.118	14.2	-	4.57	<0.118	<0.118
TPH CWG	>C5-C6 Aliphatics	mg/kg	0.01	(sol)5700000[#5]	<0.01	-	<0.01	-	<0.01	<0.01	<0.01
	>C6-C8 Aliphatics	mg/kg	0.01	600000	<0.01	-	<0.01	-	<0.01	<0.01	<0.01
	>C10-C44 Aliphatics	mg/kg	5		<5	-	5.31	-	<5	<5	<5
	>C10-C44 Aliphatics/Aromatics	mg/kg	10		<10	-	117	-	40.6	<10	<10
	>C8-C10 Aliphatics	mg/kg	0.01	13000	0.0194	-	<0.01	-	<0.01	<0.01	<0.01
	>C10-C12 Aliphatics	mg/kg	0.01	13000	<1	-	<1	-	<1	<1	<1
	>C12-C16 Aliphatics	mg/kg	0.1	13000	<1	-	<1	-	<1	<1	<1
	>C16-C21 Aliphatics	mg/kg	0.1	125000[#6]	<1	-	<1	-	<1	<1	<1
	>C21-C35 Aliphatics	mg/kg	0.1	125000[#6]	1.53	-	4.64	-	<1	1.29	<1
	>C35-C44 Aliphatics	mg/kg	0.1	250000	<1	-	<1	-	<1	<1	<1
	>C5-C10 Aliphatics	mg/kg	0.05		<0.05	-	<0.05	-	<0.05	<0.05	<0.05
	Total Aliphatics >C12-C44	mg/kg	0.1		-	-	-	-	-	-	-
	>EC5-EC10 Aromatics	mg/kg	0.05		<0.05	-	<0.05	-	<0.05	<0.05	<0.05
	>EC6-EC7 Aromatics	mg/kg	0.01		<0.01	-	<0.01	-	<0.01	<0.01	<0.01
	>EC7-EC8 Aromatics	mg/kg	0.01	56000	<0.01	-	<0.01	-	<0.01	<0.01	<0.01
	>EC8-EC10 Aromatics	mg/kg	0.01	5000	0.0121	-	<0.01	-	<0.01	<0.01	<0.01
	>EC10-EC12 Aromatics	mg/kg	0.01	5000	<1	-	<1	-	<1	<1	<1
	>EC10-EC44 Aromatics	mg/kg	5		<5	-	112	-	40.4	<5	<5
	>EC12-EC16 Aromatics	mg/kg	0.1	5100	<1	-	1.02	-	<1	<1	<1
	>EC16-EC21 Aromatics	mg/kg	0.1	3800	<1	-	21.4	-	6.77	<1	<1
	>EC21-EC35 Aromatics	mg/kg	0.1	3800	<1	-	78.3	-	28.7	<1	<1
	>EC35-EC44 Aromatics	mg/kg	0.1	3800	<1	-	10.8	-	4.69	<1	<1
	>EC40-EC44 Aromatics	mg/kg	0.1		<1	-	1.4	-	<1	<1	<1
	>EC12-EC44 Aromatics	mg/kg	0.1		-	-	-	-	-	-	-
	TPH Aliphatics & Aromatics >C5-44	mg/kg	0.1		<10	-	117	-	40.4	<10	<10
TPH	>C5-C6	mg/kg	0.02		-	<0.02	-	-	-	-	-

				Location Code	BH02002	BH02002	BH02003	BH02003	BH02003	BH02003	BH02003
				Sample Depth Range	1.8-1.9	3.7-3.8	0.05-0.05	0.05-0.05	0.55-0.55	1.3-1.5	2-2.2
				Sampled Date Time	05/11/2019	05/11/2019	21/04/2020	21/04/2020	21/04/2020	22/04/2020	22/04/2020
			LQM S4UL Public Open Space (POS) Residential - 1% SOM (GAC)								
Chem_Group	ChemName	output unit	EQL								
	>C6-C7	mg/kg	0.02		-	<0.02	-	-	-	-	-
	>C7-C8	mg/kg	0.02		-	<0.02	-	-	-	-	-
	>C8-C10	mg/kg	0.02		-	0.551	-	-	-	-	-
	>C10-C12	mg/kg	0.02		-	<35 - 0.394	-	-	-	-	-
	>C12-C16	mg/kg	35		-	<35	-	-	-	-	-
	>C16-C21	mg/kg	35		-	<35	-	-	-	-	-
	>C21-C28	mg/kg	35		-	<35	-	-	-	-	-
	>C28-C35	mg/kg	35		-	<35	-	-	-	-	-
	>C35-C40	mg/kg	35		-	<35	-	-	-	-	-
	GRO >C5-10	mg/kg	0.02		<0.02	-	<0.02	-	<0.02	<0.02	<0.02
	TPH >C6-C40	mg/kg	10		-	-	-	-	-	-	-
	EPH>C5-40	mg/kg	35		-	<35	-	-	-	-	-
	EPH >C10-40	mg/kg	35		-	<35	-	-	-	-	-
	GRO >C5-12	mg/kg	0.1		-	0.972	-	-	-	-	-
	Total Petroleum Hydrocarbons	mg/kg	35		-	-	-	-	-	-	-
BTEX and MTBE	Benzene	mg/kg	0.009	72	<0.009	<0.009	<0.009	-	<0.009	<0.009	<0.009
	Toluene	mg/kg	0.007	56000	<0.007	<0.007	<0.007	-	<0.007	<0.007	<0.007
	Ethylbenzene	mg/kg	0.004	24000	<0.004	<0.004	<0.004	-	<0.004	<0.004	<0.004
	Xylene (m & p)	mg/kg	0.01	41000[#7]	<0.01	<0.01	<0.01	-	<0.01	<0.01	<0.01
	Xylene (o)	mg/kg	0.01	41000	<0.01	<0.01	<0.01	-	<0.01	<0.01	<0.01
	Xylene Total	mg/kg	0.02		<0.02	-	<0.02	-	<0.02	<0.02	<0.02
	MTBE	mg/kg	0.01		<0.01	<0.01	<0.01	-	<0.01	<0.01	<0.01
	Total BTEX	mg/kg	0.04		<0.04	<0.04	<0.04	-	<0.04	<0.04	<0.04
VOC	Styrene	mg/kg	0.01		<0.01	-	<0.01	-	<0.01	<0.01	<0.01
	cis-1,3-dichloropropene	mg/kg	0.01		<0.01	-	<0.01	-	<0.01	<0.01	<0.01
	trans-1,3-dichloropropene	mg/kg	0.01		<0.01	-	<0.01	-	<0.01	<0.01	<0.01
	1,1,1,2-tetrachloroethane	mg/kg	0.01	1400	<0.01	-	<0.01	-	<0.01	<0.01	<0.01
	1,1,1-trichloroethane	mg/kg	0.007	140000	<0.007	-	<0.007	-	<0.007	<0.007	<0.007
	1,1,2,2-tetrachloroethane	mg/kg	0.01	1400	<0.01	-	<0.01	-	<0.01	<0.01	<0.01
	1,1,2-trichloroethane	mg/kg	0.01		<0.01	-	<0.01	-	<0.01	<0.01	<0.01
	1,1-dichloroethane	mg/kg	0.008		<0.008	-	<0.008	-	<0.008	<0.008	<0.008
	1,1-dichloroethene	mg/kg	0.01		<0.01	-	<0.01	-	<0.01	<0.01	<0.01
	1,1-dichloropropene	mg/kg	0.01		<0.01	-	<0.01	-	<0.01	<0.01	<0.01
	1,2,3-trichloropropane	mg/kg	0.016		<0.016	-	<0.016	-	<0.016	<0.016	<0.016
	1,2,4-trimethylbenzene	mg/kg	0.009		<0.009	-	<0.009	-	<0.009	<0.009	<0.009
	1,2-dibromo-3-chloropropane	mg/kg	0.014		<0.014	-	<0.014	-	<0.014	<0.014	<0.014
	1,2-dibromoethane	mg/kg	0.01		<0.01	-	<0.01	-	<0.01	<0.01	<0.01
	1,2-dichloroethane	mg/kg	0.005	29	<0.005	-	<0.005	-	<0.005	<0.005	<0.005
	1,2-dichloropropane	mg/kg	0.01		<0.01	-	<0.01	-	<0.01	<0.01	<0.01
	1,3,5-trimethylbenzene	mg/kg	0.008		<0.008	-	<0.008	-	<0.008	<0.008	<0.008
	1,3-dichloropropane	mg/kg	0.007		<0.007	-	<0.007	-	<0.007	<0.007	<0.007
	2,2-dichloropropane	mg/kg	0.01		<0.01	-	<0.01	-	<0.01	<0.01	<0.01
	2-chlorotoluene	mg/kg	0.009		<0.009	-	<0.009	-	<0.009	<0.009	<0.009
	4-chlorotoluene	mg/kg	0.01		<0.01	-	<0.01	-	<0.01	<0.01	<0.01
	Bromobenzene	mg/kg	0.01		<0.01	-	<0.01	-	<0.01	<0.01	<0.01
	Bromochloromethane	mg/kg	0.01		<0.01	-	<0.01	-	<0.01	<0.01	<0.01
	Bromodichloromethane	mg/kg	0.007		<0.007	-	<0.007	-	<0.007	<0.007	<0.007
	Bromoform	mg/kg	0.01		<0.01	-	<0.01	-	<0.01	<0.01	<0.01
	Bromomethane	mg/kg	0.01		<0.01	-	<0.01	-	<0.01	<0.01	<0.01
	Carbon disulfide	mg/kg	0.007	11000	<0.007	-	<0.007	-	<0.007	<0.007	<0.007
	Carbon tetrachloride	mg/kg	0.01	890	<0.01	-	<0.01	-	<0.01	<0.01	<0.01
	Chlorodibromomethane	mg/kg	0.01		<0.01	-	<0.01	-	<0.01	<0.01	<0.01
	Chloroethane	mg/kg	0.01		<0.01	-	<0.01	-	<0.01	<0.01	<0.01
	Chloroform	mg/kg	0.008	2500	<0.008	-	<0.008	-	<0.008	<0.008	<0.008
	Chloromethane	mg/kg	0.007		<0.007	-	<0.007	-	<0.007	<0.007	<0.007
	cis-1,2-dichloroethene	mg/kg	0.006		<0.006	-	<0.006	-	<0.006	<0.006	<0.006
	Dibromomethane	mg/kg	0.009		<0.009	-	<0.009	-	<0.009	<0.009	<0.009
	Dichlorodifluoromethane	mg/kg	0.006		<0.006	-	<0.006	-	<0.006	<0.006	<0.006
	Dichloromethane	mg/kg	0.01		<0.01	-	<0.01	-	<0.01	<0.01	<0.01
	Isopropylbenzene	mg/kg	0.005		<0.005	-	<0.005	-	<0.005	<0.005	<0.005
	n-butylbenzene	mg/kg	0.011		<0.011	-	<0.011	-	<0.011	<0.011	<0.011
	n-propylbenzene	mg/kg	0.01		<0.01	-	<0.01	-	<0.01	<0.01	<0.01
	p-isopropyltoluene	mg/kg	0.01		<0.01	-	<0.01	-	<0.01	<0.01	<0.01
	sec-butylbenzene	mg/kg	0.01		<0.01	-	<0.01	-	<0.01	<0.01	<0.01
	Trichloroethene	mg/kg	0.009	120	<0.009	-	<0.009	-	<0.009	<0.009	<0.009
	tert-butylbenzene	mg/kg	0.014		<0.014	-	<0.014	-	<0.014	<0.014	<0.014
	Tetrachloroethene	mg/kg	0.005	1400	<0.005	-	<0.005	-	<0.005	<0.005	<0.005
	trans-1,2-dichloroethene	mg/kg	0.01		<0.01	-	<0.01	-	<0.01	<0.01	<0.01
	Trichlorofluoromethane	mg/kg	0.006		<0.006	-	<0.006	-	<0.006	<0.006	<0.006
	Vinyl chloride	mg/kg	0.006	3.5	<0.006	-	<0.006	-	<0.006	<0.006	<0.006
	tert-Amyl methyl ether	mg/kg	0.01		<0.01	-	<0.01	-	<0.01	<0.01	<0.01
VOC/SVOC	1,2,3-trichlorobenzene	mg/kg	0.02	1800	<0.02	-	<0.02	-	<0.02	<0.02	<0.02
	1,2,4-trichlorobenzene	mg/kg	0.02	15000	<0.02	-	<0.02	-	<0.02	<0.02	<0.02
	1,2-dichlorobenzene	mg/kg	0.01	90000	<0.01	-	<0.01	-	<0.01	<0.01	<0.01
	1,3,5-Trichlorobenzene	mg/kg	0.02	1700	<0.02	-	-	-	-	-	-
	1,3-dichlorobenzene	mg/kg	0.008	300	<0.008	-	<0.008	-	<0.008	<0.008	<0.008
	1,4-dichlorobenzene	mg/kg	0.005	17000	<0.005	-	<0.005	-	<0.005	<0.005	<0.005

				Location Code	BH02002	BH02002	BH02003	BH02003	BH02003	BH02003	BH02003
				Sample Depth Range	1.8-1.9	3.7-3.8	0.05-0.05	0.05-0.05	0.55-0.55	1.3-1.5	2-2.2
				Sampled Date Time	05/11/2019	05/11/2019	21/04/2020	21/04/2020	21/04/2020	22/04/2020	22/04/2020
				LQM S4UL Public Open Space (POS) Residential - 1% SOM (GAC)							
Chem_Group	ChemName	output unit	EQL								
	Chlorobenzene	mg/kg	0.005	11000	<0.005	-	<0.005	-	<0.005	<0.005	<0.005
	Hexachlorobutadiene	mg/kg	0.02	25	<0.02	-	<0.02	-	<0.02	<0.02	<0.02
SVOC	4-bromophenyl phenyl ether	mg/kg	0.1		<0.1	-	<0.1	-	<0.1	<0.1	<0.1
	4-nitroaniline	mg/kg	0.1		<0.1	-	<0.1	-	<0.1	<0.1	<0.1
	4-nitrophenol	mg/kg	0.1		<0.1	-	<0.1	-	<0.1	<0.1	<0.1
	2,4,5-trichlorophenol	mg/kg	0.1		<0.1	-	<0.01	-	<0.1	<0.1	<0.1
	2,4,6-trichlorophenol	mg/kg	0.1		<0.1	-	<0.1	-	<0.1	<0.1	<0.1
	2,4-dichlorophenol	mg/kg	0.1		<0.1	-	<0.1	-	<0.1	<0.1	<0.1
	2,4-dimethylphenol	mg/kg	0.1		<0.1	-	<0.1	-	<0.1	<0.1	<0.1
	2,4-dinitrotoluene	mg/kg	0.1		<0.1	-	<0.1	-	<0.1	<0.1	<0.1
	2,6-dinitrotoluene	mg/kg	0.1		<0.1	-	<0.1	-	<0.1	<0.1	<0.1
	2-chloronaphthalene	mg/kg	0.1		<0.1	-	<0.1	-	<0.1	<0.1	<0.1
	2-chlorophenol	mg/kg	0.1		<0.1	-	<0.1	-	<0.1	<0.1	<0.1
	2-methylnaphthalene	mg/kg	0.1		<0.1	-	<0.1	-	<0.1	<0.1	<0.1
	2-methylphenol	mg/kg	0.1		<0.1	-	<0.1	-	<0.1	<0.1	<0.1
	2-nitroaniline	mg/kg	0.1		<0.1	-	<0.1	-	<0.1	<0.1	<0.1
	2-nitrophenol	mg/kg	0.1		<0.1	-	<0.1	-	<0.1	<0.1	<0.1
	3-nitroaniline	mg/kg	0.1		<0.1	-	<0.1	-	<0.1	<0.1	<0.1
	4-chloro-3-methylphenol	mg/kg	0.1		<0.1	-	<0.1	-	<0.1	<0.1	<0.1
	4-chloroaniline	mg/kg	0.1		<0.1	-	<0.1	-	<0.1	<0.1	<0.1
	4-chlorophenyl phenyl ether	mg/kg	0.1		<0.1	-	<0.1	-	<0.1	<0.1	<0.1
	4-methylphenol	mg/kg	0.1		<0.1	-	<0.1	-	<0.1	<0.1	<0.1
	Azobenzene	mg/kg	0.1		<0.1	-	<0.1	-	<0.1	<0.1	<0.1
	Bis(2-chloroethoxy) methane	mg/kg	0.1		<0.1	-	<0.1	-	<0.1	<0.1	<0.1
	Bis(2-chloroethyl)ether	mg/kg	0.1		<0.1	-	<0.1	-	<0.1	<0.1	<0.1
	Bis(2-chloroisopropyl) ether	mg/kg	0.1		<0.1	-	<0.1	-	<0.1	<0.1	<0.1
	Bis(2-ethylhexyl) phthalate	mg/kg	0.1		<0.1	-	<0.1	-	<0.1	<0.1	<0.1
	Butyl benzyl phthalate	mg/kg	0.1		<0.1	-	0.394	-	<0.1	<0.1	<0.1
	Carbazole	mg/kg	0.1		<0.1	-	<0.1	-	<0.1	<0.1	<0.1
	Dibenzofuran	mg/kg	0.1		<0.1	-	<0.1	-	<0.1	<0.1	<0.1
	Diethylphthalate	mg/kg	0.1		<0.1	-	<0.1	-	<0.1	<0.1	<0.1
	Dimethyl phthalate	mg/kg	0.1		<0.1	-	<0.1	-	<0.1	<0.1	<0.1
	Di-n-butyl phthalate	mg/kg	0.1		<0.1	-	<0.1	-	<0.1	<0.1	<0.1
	Di-n-octyl phthalate	mg/kg	0.1		<0.1	-	<0.1	-	<0.1	<0.1	<0.1
	Hexachlorobenzene	mg/kg	0.05	16	<0.1	-	<0.1	-	<0.1	<0.1	<0.1
	Hexachlorocyclopentadiene	mg/kg	0.1		<0.1	-	<0.1	-	<0.1	<0.1	<0.1
	Hexachloroethane	mg/kg	0.1		<0.1	-	<0.1	-	<0.1	<0.1	<0.1
	Isophorone	mg/kg	0.1		<0.1	-	<0.1	-	<0.1	<0.1	<0.1
	Nitrobenzene	mg/kg	0.1		<0.1	-	<0.1	-	<0.1	<0.1	<0.1
	N-nitrosodi-n-propylamine	mg/kg	0.1		<0.1	-	<0.1	-	<0.1	<0.1	<0.1
	Pentachloronitrobenzene	mg/kg	0.05		-	-	-	-	-	-	-
	Pentachlorophenol	mg/kg	0.1	60	<0.1	-	<0.1	-	<0.1	<0.1	<0.1
PCB	Heptachlorobiphenyl, 2,3,3,4,4,5,5- (PCB 189)	mg/kg	0.003		-	-	<0.003	-	<0.003	<0.003	<0.003
	Hexachlorobiphenyl, 2,3,3,4,4,5- (PCB 156)	mg/kg	0.003		-	-	<0.003	-	<0.003	<0.003	<0.003
	Hexachlorobiphenyl, 2,3,3,4,4,5- (PCB 157)	mg/kg	0.003		-	-	<0.003	-	<0.003	<0.003	<0.003
	Hexachlorobiphenyl, 2,3,4,4,5,5- (PCB 167)	mg/kg	0.003		-	-	<0.003	-	<0.003	<0.003	<0.003
	Hexachlorobiphenyl, 3,3,4,4,5,5- (PCB 169)	mg/kg	0.003		-	-	<0.003	-	<0.003	<0.003	<0.003
	PCB 101	mg/kg	0.003		-	-	<0.003	-	<0.003	<0.003	<0.003
	PCB 118	mg/kg	0.003		-	-	<0.003	-	<0.003	<0.003	<0.003
	PCB 138	mg/kg	0.003		-	-	<0.003	-	<0.003	<0.003	<0.003
	PCB 153	mg/kg	0.003		-	-	<0.003	-	<0.003	<0.003	<0.003
	PCB 180	mg/kg	0.003		-	-	<0.003	-	<0.003	<0.003	<0.003
	PCB 28	mg/kg	0.003		-	-	<0.003	-	<0.003	<0.003	<0.003
	PCB 52	mg/kg	0.003		-	-	<0.003	-	<0.003	<0.003	<0.003
	Pentachlorobiphenyl, 2,3,3,4,4- (PCB 105)	mg/kg	0.003		-	-	<0.003	-	<0.003	<0.003	<0.003
	Pentachlorobiphenyl, 2,3,4,4,5- (PCB 114)	mg/kg	0.003		-	-	<0.003	-	<0.003	<0.003	<0.003
	Pentachlorobiphenyl, 2,3,4,4,5- (PCB 123)	mg/kg	0.003		-	-	<0.003	-	<0.003	<0.003	<0.003
	Pentachlorobiphenyl, 3,3,4,4,5- (PCB 126)	mg/kg	0.003		-	-	<0.003	-	<0.003	<0.003	<0.003
	Tetrachlorobiphenyl, 3,3,4,4- (PCB 77)	mg/kg	0.003		-	-	<0.003	-	<0.003	<0.003	<0.003
	Tetrachlorobiphenyl, 3,4,4,5- (PCB 81)	mg/kg	0.003		-	-	<0.003	-	<0.003	<0.003	<0.003
	Total PCB 7 Congeners	mg/kg	0.021		-	-	<0.021	-	<0.021	<0.021	<0.021
	Total PCB WHO 12	mg/kg	0.036		-	-	<0.036	-	<0.036	<0.036	<0.036
Phenolics	Xylenols	mg/kg	0.015		<0.015	<0.015	<0.015	-	<0.015	<0.015	<0.015
	Cresol Total	mg/kg	0.01		<0.01	<0.01	<0.01	-	<0.01	<0.01	<0.01
	Phenol	mg/kg	0.01	(dir)760[#8]	<0.01	<0.01	<0.01	-	<0.01	<0.01	<0.01
	Phenols Monohydric	mg/kg	0.035		<0.035	<0.035	<0.035	-	<0.035	<0.035	<0.035
Organotins	Dibutyltin	mg/kg			-	-	-	-	-	-	-
	Monophenyltin	mg/kg			-	-	<0.02	-	<0.02	<0.02	<0.02
	Diphenyltin	mg/kg			-	-	-	-	-	-	-
	Monobutyltin	mg/kg			-	-	-	-	-	-	-
	Tetrabutyltin	mg/kg			-	-	-	-	-	-	-
	Tributyltin	mg/kg			-	<0.02	-	-	<0.02	<0.02	<0.02
	Triphenyltin	mg/kg			-	-	-	-	-	-	-
Pesticides	Heptachlor epoxide	mg/kg	0.05		-	-	<0.25	-	-	-	-
	Tecnazene	mg/kg	0.05		-	-	-	-	-	-	-
	2,4,5-TP (Silvex)	mg/kg			-	-	<0.01	-	-	-	-
	Hedonal	mg/kg			-	-	<0.01	-	-	-	-

				Location Code	BH02002	BH02002	BH02003	BH02003	BH02003	BH02003	BH02003
				Sample Depth Range	1.8-1.9	3.7-3.8	0.05-0.05	0.05-0.05	0.55-0.55	1.3-1.5	2-2.2
				Sampled Date Time	05/11/2019	05/11/2019	21/04/2020	21/04/2020	21/04/2020	22/04/2020	22/04/2020
			LQM S4UL Public Open Space (POS) Residential - 1% SOM (GAC)								
Chem_Group	ChemName	output unit	EQL								
	2,4-DDT	mg/kg	0.05		-	-	<0.25	-	-	-	-
	2,4-Dichlorprop	mg/kg			-	-	<0.01	-	-	-	-
	4-(2,4-Dichlorophenoxy)butyric Acid (2,4-DB)	mg/kg			-	-	<0.01	-	-	-	-
	4,4-DDE	mg/kg	0.05		-	-	<0.25	-	-	-	-
	a-BHC	mg/kg	0.05	24	-	-	<0.25	-	-	-	-
	Aldrin	mg/kg	0.05	18	-	-	<0.25	-	-	-	-
	Atrazine	mg/kg	0.05	1200	-	-	<0.25	-	-	-	-
	Azinophos methyl	mg/kg	0.05		-	-	<0.25	-	-	-	-
	b-BHC	mg/kg	0.05	8.1	-	-	<0.25	-	-	-	-
	Bentazone	mg/kg			-	-	<0.01	-	-	-	-
	Chlordane (cis)	mg/kg	0.05		-	-	<0.25	-	-	-	-
	Chlordane (trans)	mg/kg	0.05		-	-	<0.25	-	-	-	-
	Chlorfenvinphos	mg/kg	0.05		-	-	<0.25	-	-	-	-
	Chlorotoluron	mg/kg			-	-	<0.01	-	-	-	-
	Chlorpyrifos-methyl	mg/kg	0.05		-	-	<0.25	-	-	-	-
	Cyanazine	mg/kg			-	-	<0.01	-	-	-	-
	d-BHC	mg/kg	0.05		-	-	<0.25	-	-	-	-
	DDD	mg/kg	0.05		-	-	<0.25	-	-	-	-
	DDT	mg/kg	0.05		-	-	<0.25	-	-	-	-
	Chlorothalonil	mg/kg	0.05		-	-	-	-	-	-	-
	Diazinon	mg/kg	0.05		-	-	<0.25	-	-	-	-
	Dichlorvos	mg/kg	0.05	16	-	-	<0.25	-	-	-	-
	Dieldrin	mg/kg	0.05	18	-	-	<0.25	-	-	-	-
	Dimethoate	mg/kg	0.05		-	-	<0.25	-	-	-	-
	Disulfoton	mg/kg	0.05		-	-	-	-	-	-	-
	Diuron	mg/kg			-	-	<0.01	-	-	-	-
	Endosulfan I	mg/kg	0.05	1200	-	-	<0.25	-	-	-	-
	Endosulfan II	mg/kg	0.05		-	-	<0.25	-	-	-	-
	Endosulfan sulphate	mg/kg	0.05		-	-	-	-	-	-	-
	Endrin	mg/kg	0.05		-	-	<0.25	-	-	-	-
	Fenitrothion	mg/kg	0.05		-	-	<0.25	-	-	-	-
	Fenthion	mg/kg	0.05		-	-	<0.25	-	-	-	-
	Fluroxypyr	mg/kg			-	-	<0.01	-	-	-	-
	g-BHC (Lindane)	mg/kg	0.05	8.2	-	-	<0.25	-	-	-	-
	Heptachlor	mg/kg	0.05		-	-	<0.25	-	-	-	-
	Isodrin	mg/kg	0.05		-	-	<0.25	-	-	-	-
	Isoproturon	mg/kg			-	-	<0.01	-	-	-	-
	Linuron	mg/kg			-	-	<0.01	-	-	-	-
	Malathion	mg/kg	0.05		-	-	<0.25	-	-	-	-
	2-Methyl-4-chlorophenoxyacetic acid	mg/kg			-	-	<0.01	-	-	-	-
	2-Methyl-4-Chlorophenoxy Butanoic Acid	mg/kg			-	-	<0.01	-	-	-	-
	Mecoprop	mg/kg			-	-	<0.01	-	-	-	-
	Methoxychlor	mg/kg	0.05		-	-	<0.25	-	-	-	-
	Methyl parathion	mg/kg	0.05		-	-	<0.25	-	-	-	-
	Mevinphos (Phosdrin)	mg/kg	0.05		-	-	<0.25	-	-	-	-
	Nitroguanidine	mg/kg			-	-	<5	-	-	-	-
	o,p-DDD	mg/kg	0.05		-	-	<0.25	-	-	-	-
	o,o'-DDE	mg/kg	0.05		-	-	<0.25	-	-	-	-
	o,p-Methoxychlor	mg/kg	0.05		-	-	-	-	-	-	-
	Parathion	mg/kg	0.05		-	-	<0.25	-	-	-	-
	Pendimethalin	mg/kg	0.05		-	-	<0.25	-	-	-	-
	Permethrin	mg/kg	0.05		-	-	-	-	-	-	-

				Location Code	BH02002	BH02002	BH02003	BH02003	BH02003	BH02003	BH02003
				Sample Depth Range	1.8-1.9	3.7-3.8	0.05-0.05	0.05-0.05	0.55-0.55	1.3-1.5	2-2.2
				Sampled Date Time	05/11/2019	05/11/2019	21/04/2020	21/04/2020	21/04/2020	22/04/2020	22/04/2020
				LQM S4UL Public Open Space (POS) Residential - 1% SOM (GAC)							
Chem Group	**ChemName**	**output unit**	**EQL**								
	Permethrin II	mg/kg	0.05		-	-	-	-	-	-	-
	Phorate	mg/kg	0.05		-	-	<0.25	-	-	-	-
	Prometryn	mg/kg	0.05		-	-	<0.25	-	-	-	-
	Pronamide	mg/kg	0.05		-	-	<0.25	-	-	-	-
	Propazine	mg/kg	0.05		-	-	<0.25	-	-	-	-
	Simazine	mg/kg	0.05		-	-	<0.25	-	-	-	-
	Terbutryn	mg/kg	0.05		-	-	<0.25	-	-	-	-
	Terbutylazine	mg/kg	0.05		-	-	<0.25	-	-	-	-
	Triadimefon	mg/kg	0.05		-	-	<0.25	-	-	-	-
	Triallate	mg/kg	0.05		-	-	-	-	-	-	-
	Triclopyr	mg/kg			-	-	<0.01	-	-	-	-
	Trifluralin	mg/kg	0.05		-	-	<0.25	-	-	-	-
	Telodrin	mg/kg	0.05		-	-	-	-	-	-	-
Radionuclides	Caesium-137	Bq/kg	1.4		-	-	-	<1.6	-	-	-
	Protactinium-234m	Bq/kg	140		-	-	-	<170	-	-	-
	Americium-241	Bq/g	0.0022		-	-	-	<0.0031	-	-	-
	Beryllium-7	Bq/g	0.016		-	-	-	<0.021	-	-	-
	Cobalt-60	Bq/g	0.0015		-	-	-	<0.0018	-	-	-
	Gross alpha	Bq/kg	54		-	-	-	290	-	-	-
	Gross beta	Bq/kg	87		-	-	-	650	-	-	-
	Lead-210	Bq/kg	22		-	-	-	<28	-	-	-
	Potassium-40	Bq/kg	2		-	-	-	527	-	-	-
	Radium -224	Bq/g	0.022		-	-	-	<0.043	-	-	-
	Radium-226	Bq/g	0.0005		-	-	-	<0.03 - 0.014	-	-	-
	Thorium-228	Bq/g	0.0005		-	-	-	0.0186	-	-	-
	Thorium-230	Bq/g	0.0005		-	-	-	0.0298	-	-	-
	Thorium-232	Bq/g	0.0005		-	-	-	0.0265	-	-	-
	Thorium-234	Bq/g	0.025		-	-	-	<0.03	-	-	-
	Uranium-234	Bq/g	0.0005		-	-	-	0.0286	-	-	-
	Uranium-235	Bq/g	0.0005		-	-	-	<0.0019	-	-	-
SVOC TIC	SVOC TICS - Detect	Detect			0	-	1	-	0	0	0
	SVOC Tentatively Identified Compounds	mg/kg	0.1		<1	-	6.32	-	<0.1	<0.1	<0.1
VOC TIC	VOC Tentatively Identified Compounds	mg/kg	0.05		-	-	<0.05	-	<0.05	<0.05	<0.05
Explosives	2,2,4,4,6,6-Hexanitrostilbene	mg/kg			-	-	<5	-	-	-	-
	2,4,6-Trinitrotoluene (TNT)	mg/kg		130	-	-	<5	-	-	-	-
	2,4,6-trinitrophenyl	mg/kg			-	-	<5	-	-	-	-
	HMX	mg/kg		13000	-	-	<5	-	-	-	-
	Ethylene glycol dinitrate	mg/kg			-	-	<5	-	-	-	-
	Nitrocellulose (12% N)	mg/kg			-	-	<5000	-	-	-	-
	Nitroglycerine	mg/kg			-	-	<5	-	-	-	-
	PETN	mg/kg			-	-	<5	-	-	-	-
	RDX	mg/kg		26000	-	-	<5	-	-	-	-
	Tetryl	mg/kg			-	-	<5	-	-	-	-
NA	Actinium-228	Bq/kg	2		-	-	-	32.7	-	-	-
	Caesium-134	Bq/kg	1.7		-	-	-	<2.1	-	-	-
	Bismuth-212	Bq/kg	19		-	-	-	<21	-	-	-
	Bismuth-214	Bq/kg	2		-	-	-	20	-	-	-
	Lead-212	Bq/kg	2		-	-	-	34.1	-	-	-
	Lead-214	Bq/kg	2		-	-	-	24.4	-	-	-
	Thallium-208	Bq/kg	2		-	-	-	11.8	-	-	-
Other	Temperature	°C			13.8	12.1	17.9 - 19.7	-	18.3 - 20.1	14.5 - 18.2	18.9 - 19.3
	Conductivity @ 20oC	uS/cm	14		203 - 226	164 - 171	107 - 270	-	107 - 222	67.2 - 163	42.8 - 114
	Organic Matter	%	0.35		-	-	-	-	-	-	-
	Moisture Content (dried @35oC)	%			17	17	14	-	15	14	19
	pH (Lab)	pH Units	1		8.16 - 8.63	8.08 - 8.8	7.67 - 8.65	-	7.55 - 8.61	7.06 - 8.68	8.26 - 9.33
	Total Organic Carbon	%	0.2		0.549	<0.2	0.907	-	1.57	0.435	<0.2

Environmental Standards Comments
#1:GAC is only presented as speciated chromium. 7.7mg/kg is used for hexavalent. If hexavalent chromium (CrVI) data is available, a value of 1,500mg/kg may be appropriate for the remaining trivalent chromium (CrIII).
#2:C4SL for lead adopted
#3:GAC only presented as speciated mercury. 16mg/kg is used for elemental mercury. If the CSM indicates that elemental mercury is not a CoC and mercury is present in an inorganic form, a value of 120mg/kg for inorganic mercury may be appropriate
#4:Updated S4UL for nickel
#5:S4UL exceeds solubility saturation limit
#6:Criteria derived for Ali>C16-C35 split between Ali>C16-21 & Ali>C21-35. Requires summation of fractions to use Ali>C16-C35 criteria.
#7:Criteria presented is for p-xylene. A separate value is presented for o-xylene.
#8:S4UL based on a threshold protective of direct skin contact with phenol

Key

<0.6	Result MDL exceeds GAC
27.8	Result exceeds GAC

Notes
Where a range is given a determinand has been analysed for by more than one method

				Location_Code	BH02300	BH02300	BH02300	BH02300	BH02300	BH02301	BH02301
				Sample_Depth_Range	0.05-0.05	0.05-0.05	0.9-0.9	0.9-0.9	1.4-1.6	0.05-0.05	0.05-0.05
				Sampled_Date_Time	01/05/2020	01/05/2020	01/05/2020	01/05/2020	05/05/2020	30/04/2020	30/04/2020
				LQM S4UL Public Open Space (POS) Residential - 1% SOM (GAC)							
Chem_Group	**ChemName**	**output unit**	**EQL**								
Metals	Antimony	mg/kg	0.6		0.751	-	-	-	-	0.757	-
	Arsenic	mg/kg	0.6	79	10.2	-	0.828	<0.6	<0.6	9.61	-
	Barium	mg/kg	0.6	-	-	-	-	-	-	-	-
	Beryllium	mg/kg	0.01	2.2	-	-	-	-	-	-	-
	Boron	mg/kg	1	21000	1.03	-	<1	<1	<1	<1	-
	Cadmium	mg/kg	0.02	120	0.469	-	0.356	0.347	0.313	0.514	-
	Chromium (hexavalent)	mg/kg	0.6	7.7	<0.6	-	<0.6	<0.6	<0.6	<0.6	-
	Chromium	mg/kg	0.9	[#1]	26.3	-	1.59	1.92	1.06	31.3	-
	Copper	mg/kg	1.4	12000	15.3	-	2.13	2.3	<1.4	17.3	-
	Lead	mg/kg	0.7	630[#2]	35.7	-	<0.7	<0.7	<0.7	33.1	-
	Mercury	mg/kg	0.14	[#3]	<0.14	-	<0.14	<0.14	<0.14	<0.14	-
	Molybdenum	mg/kg	0.1		0.329	-	-	-	-	0.321	-
	Nickel	mg/kg	0.2	230[#4]	27.3	-	4.46	5.85	2.16	23.5	-
	Selenium	mg/kg	1	1100	<1	-	<1	<1	<1	<1	-
	Vanadium	mg/kg	0.2	2000	36.8	-	-	-	-	37.1	-
	Zinc	mg/kg	1.9	81000	83.4	-	13.4	13.3	11.4	89.1	-
Asbestos	Anthophyllite	Detect			0	-	0	0	0	0	-
	Asbestos Analysts Comments	-			-	-	-	-	-	-	-
	Asbestos PCOM Quantification	%	0.001		-	-	-	-	-	-	-
	Asbestos Quantification Total	%	0.001		-	-	-	-	-	-	-
	Asbestos: Actinolite	Detect			0	-	0	0	0	0	-
	Additional Asbestos Components (Using TM048)	Comment			-	-	-	-	-	-	-
	Crocidolite Asbestos	Detect			0	-	0	0	0	0	-
	Asbestos Gravimetric Quantification	%	0.001		-	-	-	-	-	-	-
	Chrysotile Asbestos	Detect			0	-	0	0	0	0	-
	Amosite Asbestos	Detect			0	-	0	0	0	0	-
	Non-Asbestos Fibre	Detect			0	-	0	0	0	0	-
	Tremolite	Detect			0	-	0	0	0	0	-
Inorganics	Alkalinity (total) as CaCO3	mg/kg	10		-	-	-	-	-	-	-
	Ammoniacal Nitrogen as N	mg/kg	12		-	-	-	-	-	<12	-
	Cyanide (Free)	mg/kg	1		<1	-	<1	<1	<1	<1	-
	Cyanide Total	mg/kg	1		<1	-	<1	<1	<1	<1	-
	cyanides-complex	mg/kg	1		<1	-	<1	<1	<1	<1	-
	Nitrite (as N)	mg/kg	0.03		-	-	-	-	-	-	-
	Sulphate	mg/kg	200		-	-	-	-	-	-	-
PAH	Naphthalene	mg/kg	0.009	4900	<0.009	-	<0.009	<0.009	<0.009	0.0259	-
	Acenaphthene	mg/kg	0.008	15000	0.0211	-	<0.008	<0.008	<0.008	0.179	-
	Acenaphthylene	mg/kg	0.012	15000	0.0283	-	<0.012	<0.012	<0.012	0.0294	-
	Fluoranthene	mg/kg	0.017	3100	1.05	-	<0.017	0.0306	<0.017	3.07	-
	Anthracene	mg/kg	0.016	74000	0.0512	-	<0.016	<0.016	<0.016	0.395	-
	Phenanthrene	mg/kg	0.015	3100	0.462	-	<0.015	<0.015	<0.015	2.71	-
	Fluorene	mg/kg	0.01	9900	0.0173	-	<0.01	<0.01	<0.01	0.154	-
	Chrysene	mg/kg	0.01	57	0.578	-	<0.01	0.0172	<0.01	0.952	-
	Pyrene	mg/kg	0.015	7400	0.895	-	<0.015	0.0264	<0.015	2.32	-
	Benzo(a)anthracene	mg/kg	0.014	29	0.485	-	<0.014	0.0187	<0.014	0.962	-
	Benzo(b)fluoranthene	mg/kg	0.015	7.1	0.584	-	<0.015	<0.015	<0.015	0.521	-
	Benzo(k)fluoranthene	mg/kg	0.014	190	0.233	-	<0.014	<0.014	<0.014	0.401	-
	Benzo(a)pyrene	mg/kg	0.015	5.7	0.586	-	<0.015	0.0207	<0.015	0.784	-
	Dibenz(a,h)anthracene	mg/kg	0.023	0.57	0.0722	-	<0.023	<0.023	<0.023	0.105	-
	Benzo(g,h,i)perylene	mg/kg	0.024	640	0.386	-	<0.024	<0.024	<0.024	0.456	-
	Indeno(1,2,3-c,d)pyrene	mg/kg	0.018	82	0.389	-	<0.018	<0.018	<0.018	0.543	-
	PAH 16 Total	mg/kg	0.118		5.84	-	<0.118	<0.118	<0.118	13.6	-
TPH CWG	>C5-C6 Aliphatics	mg/kg	0.01	(sol)570000[#5]	<0.01	-	-	-	-	<0.01	-
	>C6-C8 Aliphatics	mg/kg	0.01	600000	<0.01	-	-	-	-	<0.01	-
	>C10-C44 Aliphatics	mg/kg	5		9.84	-	-	-	-	8.96	-
	>C10-C44 Aliphatics/Aromatics	mg/kg	10		44.9	-	-	-	-	15.3	-
	>C8-C10 Aliphatics	mg/kg	0.01	13000	<0.01	-	-	-	-	<0.01	-
	>C10-C12 Aliphatics	mg/kg	0.01	13000	<1	-	-	-	-	<1	-
	>C12-C16 Aliphatics	mg/kg	0.1	13000	<1	-	-	-	-	<1	-
	>C16-C21 Aliphatics	mg/kg	0.1	125000[#6]	<1	-	-	-	-	<1	-
	>C21-C35 Aliphatics	mg/kg	0.1	125000[#6]	9.09	-	-	-	-	7.69	-
	>C35-C44 Aliphatics	mg/kg	0.1	250000	<1	-	-	-	-	<1	-
	>C5-C10 Aliphatics	mg/kg	0.05		<0.05	-	-	-	-	<0.05	-
	Total Aliphatics >C12-C44	mg/kg	0.1		-	-	-	-	-	-	-
	>EC5-EC10 Aromatics	mg/kg	0.05		<0.05	-	-	-	-	<0.05	-
	>EC6-EC7 Aromatics	mg/kg	0.01		<0.01	-	-	-	-	<0.01	-
	>EC7-EC8 Aromatics	mg/kg	0.01	56000	<0.01	-	-	-	-	<0.01	-
	>EC8-EC10 Aromatics	mg/kg	0.01	5000	<0.01	-	-	-	-	<0.01	-
	>EC10-EC12 Aromatics	mg/kg	0.01	5000	<1	-	-	-	-	<1	-
	>EC10-EC44 Aromatics	mg/kg	5		35	-	-	-	-	6.35	-
	>EC12-EC16 Aromatics	mg/kg	0.1	5100	<1	-	-	-	-	<1	-
	>EC16-EC21 Aromatics	mg/kg	0.1	3800	4.14	-	-	-	-	<1	-
	>EC21-EC35 Aromatics	mg/kg	0.1	3800	29.9	-	-	-	-	4.58	-
	>EC35-EC44 Aromatics	mg/kg	0.1	3800	<1	-	-	-	-	<1	-
	>EC40-EC44 Aromatics	mg/kg	0.1		<1	-	-	-	-	<1	-
	>EC12-EC44 Aromatics	mg/kg	0.1		-	-	-	-	-	-	-
	TPH Aliphatics & Aromatics >C5-44	mg/kg	0.1		44.9	-	-	-	-	15.3	-
TPH	>C5-C6	mg/kg	0.02		-	-	<0.02	<0.02	<0.02	-	-

			Location Code	BH02300	BH02300	BH02300	BH02300	BH02300	BH02301	BH02301
			Sample Depth Range	0.05-0.05	0.05-0.05	0.9-0.9	0.9-0.9	1.4-1.6	0.05-0.05	0.05-0.05
			Sampled Date Time	01/05/2020	01/05/2020	01/05/2020	01/05/2020	05/05/2020	30/04/2020	30/04/2020
			LQM S4UL Public Open Space (POS) Residential - 1% SOM (GAC)							
Chem_Group	ChemName	output unit	EQL							
	>C6-C7	mg/kg	0.02	-	-	<0.02	<0.02	<0.02	-	-
	>C7-C8	mg/kg	0.02	-	-	<0.02	<0.02	<0.02	-	-
	>C8-C10	mg/kg	0.02	-	-	<0.02	<0.02	<0.02	-	-
	>C10-C12	mg/kg	0.02	-	-	<0.02	<0.02	<0.02	-	-
	>C12-C16	mg/kg	35	-	-	<35	<35	<35	-	-
	>C16-C21	mg/kg	35	-	-	<35	<35	<35	-	-
	>C21-C28	mg/kg	35	-	-	<35	<35	<35	-	-
	>C28-C35	mg/kg	35	-	-	<35	<35	<35	-	-
	>C35-C40	mg/kg	35	-	-	<35	<35	<35	-	-
	GRO >C5-10	mg/kg	0.02	<0.02	-	-	-	-	<0.02	-
	TPH >C6-C40	mg/kg	10	-	-	-	-	-	-	-
	EPH>C5-40	mg/kg	35	-	-	-	-	-	-	-
	EPH >C10-40	mg/kg	35	-	-	<35	<35	<35	-	-
	GRO >C5-12	mg/kg	0.1	-	-	<0.1	<0.1	<0.1	-	-
	Total Petroleum Hydrocarbons	mg/kg	35	-	-	<35	<35	<35	-	-
BTEX and MTBE	Benzene	mg/kg	0.009	72	<0.18	-	<0.009	<0.009	<0.009	<0.18	-
	Toluene	mg/kg	0.007	56000	<0.14	-	<0.007	<0.007	<0.007	<0.14	-
	Ethylbenzene	mg/kg	0.004	24000	<0.08	-	<0.004	<0.004	<0.004	<0.08	-
	Xylene (m & p)	mg/kg	0.01	41000[E7]	<0.2	-	<0.01	<0.01	<0.01	<0.2	-
	Xylene (o)	mg/kg	0.01	41000	<0.2	-	<0.01	<0.01	<0.01	<0.2	-
	Xylene Total	mg/kg	0.02		<0.4	-	-	-	-	<0.4	-
	MTBE	mg/kg	0.01		<0.2	-	<0.01	<0.01	<0.01	<0.2	-
	Total BTEX	mg/kg	0.04		<0.8	-	<0.04	<0.04	<0.04	<0.8	-
VOC	Styrene	mg/kg	0.01		-	-	-	-	-	-	-
	cis-1,3-dichloropropene	mg/kg	0.01		-	-	-	-	-	-	-
	trans-1,3-dichloropropene	mg/kg	0.01		-	-	-	-	-	-	-
	1,1,1,2-tetrachloroethane	mg/kg	0.01	1400	-	-	-	-	-	-	-
	1,1,1-trichloroethane	mg/kg	0.007	140000	-	-	-	-	-	-	-
	1,1,2,2-tetrachloroethane	mg/kg	0.01	1400	-	-	-	-	-	-	-
	1,1,2-trichloroethane	mg/kg	0.01		-	-	-	-	-	-	-
	1,1-dichloroethane	mg/kg	0.008		-	-	-	-	-	-	-
	1,1-dichloroethene	mg/kg	0.01		-	-	-	-	-	-	-
	1,1-dichloropropene	mg/kg	0.01		-	-	-	-	-	-	-
	1,2,3-trichloropropane	mg/kg	0.016		-	-	-	-	-	-	-
	1,2,4-trimethylbenzene	mg/kg	0.009		-	-	-	-	-	-	-
	1,2-dibromo-3-chloropropane	mg/kg	0.014		-	-	-	-	-	-	-
	1,2-dibromoethane	mg/kg	0.01		-	-	-	-	-	-	-
	1,2-dichloroethane	mg/kg	0.005	29	-	-	-	-	-	-	-
	1,2-dichloropropane	mg/kg	0.01		-	-	-	-	-	-	-
	1,3,5-trimethylbenzene	mg/kg	0.008		-	-	-	-	-	-	-
	1,3-dichloropropane	mg/kg	0.007		-	-	-	-	-	-	-
	2,2-dichloropropane	mg/kg	0.01		-	-	-	-	-	-	-
	2-chlorotoluene	mg/kg	0.009		-	-	-	-	-	-	-
	4-chlorotoluene	mg/kg	0.01		-	-	-	-	-	-	-
	Bromobenzene	mg/kg	0.01		-	-	-	-	-	-	-
	Bromochloromethane	mg/kg	0.01		-	-	-	-	-	-	-
	Bromodichloromethane	mg/kg	0.007		-	-	-	-	-	-	-
	Bromoform	mg/kg	0.01		-	-	-	-	-	-	-
	Bromomethane	mg/kg	0.01		-	-	-	-	-	-	-
	Carbon disulfide	mg/kg	0.007	11000	-	-	-	-	-	-	-
	Carbon tetrachloride	mg/kg	0.01	890	-	-	-	-	-	-	-
	Chlorodibromomethane	mg/kg	0.01		-	-	-	-	-	-	-
	Chloroethane	mg/kg	0.01		-	-	-	-	-	-	-
	Chloroform	mg/kg	0.008	2500	-	-	-	-	-	-	-
	Chloromethane	mg/kg	0.007		-	-	-	-	-	-	-
	cis-1,2-dichloroethene	mg/kg	0.006		-	-	-	-	-	-	-
	Dibromomethane	mg/kg	0.009		-	-	-	-	-	-	-
	Dichlorodifluoromethane	mg/kg	0.006		-	-	-	-	-	-	-
	Dichloromethane	mg/kg	0.01		-	-	-	-	-	-	-
	Isopropylbenzene	mg/kg	0.005		-	-	-	-	-	-	-
	n-butylbenzene	mg/kg	0.011		-	-	-	-	-	-	-
	n-propylbenzene	mg/kg	0.01		-	-	-	-	-	-	-
	p-isopropyltoluene	mg/kg	0.01		-	-	-	-	-	-	-
	sec-butylbenzene	mg/kg	0.01		-	-	-	-	-	-	-
	Trichloroethene	mg/kg	0.009	120	-	-	-	-	-	-	-
	tert-butylbenzene	mg/kg	0.014		-	-	-	-	-	-	-
	Tetrachloroethene	mg/kg	0.005	1400	-	-	-	-	-	-	-
	trans-1,2-dichloroethene	mg/kg	0.01		-	-	-	-	-	-	-
	Trichlorofluoromethane	mg/kg	0.006		-	-	-	-	-	-	-
	Vinyl chloride	mg/kg	0.006	3.5	-	-	-	-	-	-	-
	tert-Amyl methyl ether	mg/kg	0.01		-	-	-	-	-	-	-
VOC/SVOC	1,2,3-trichlorobenzene	mg/kg	0.02	1800	-	-	-	-	-	-	-
	1,2,4-trichlorobenzene	mg/kg	0.02	15000	-	-	-	-	-	-	-
	1,2-dichlorobenzene	mg/kg	0.01	90000	-	-	-	-	-	-	-
	1,3,5-Trichlorobenzene	mg/kg	0.02	1700	-	-	-	-	-	-	-
	1,3-dichlorobenzene	mg/kg	0.008	300	-	-	-	-	-	-	-
	1,4-dichlorobenzene	mg/kg	0.005	17000	-	-	-	-	-	-	-

				Location Code	BH02300	BH02300	BH02300	BH02300	BH02300	BH02301	BH02301
				Sample Depth Range	0.05-0.05	0.05-0.05	0.9-0.9	0.9-0.9	1.4-1.6	0.05-0.05	0.05-0.05
				Sampled Date Time	01/05/2020	01/05/2020	01/05/2020	01/05/2020	05/05/2020	30/04/2020	30/04/2020
				LQM S4UL Public Open Space (POS) Residential - 1% SOM (GAC)							
Chem Group	**ChemName**	**output unit**	**EQL**								
	Chlorobenzene	mg/kg	0.005	11000	-	-	-	-	-	-	-
	Hexachlorobutadiene	mg/kg	0.02	25	-	-	-	-	-	-	-
SVOC	4-bromophenyl phenyl ether	mg/kg	0.1		-	-	-	-	-	-	-
	4-nitroaniline	mg/kg	0.1		-	-	-	-	-	-	-
	4-nitrophenol	mg/kg	0.1		-	-	-	-	-	-	-
	2,4,5-trichlorophenol	mg/kg	0.1		-	-	-	-	-	-	-
	2,4,6-trichlorophenol	mg/kg	0.1		-	-	-	-	-	-	-
	2,4-dichlorophenol	mg/kg	0.1		-	-	-	-	-	-	-
	2,4-dimethylphenol	mg/kg	0.1		-	-	-	-	-	-	-
	2,4-dinitrotoluene	mg/kg	0.1		<5	-	-	-	-	<5	-
	2,6-dinitrotoluene	mg/kg	0.1		<5	-	-	-	-	<5	-
	2-chloronaphthalene	mg/kg	0.1		-	-	-	-	-	-	-
	2-chlorophenol	mg/kg	0.1		-	-	-	-	-	-	-
	2-methylnaphthalene	mg/kg	0.1		-	-	-	-	-	-	-
	2-methylphenol	mg/kg	0.1		-	-	-	-	-	-	-
	2-nitroaniline	mg/kg	0.1		-	-	-	-	-	-	-
	2-nitrophenol	mg/kg	0.1		-	-	-	-	-	-	-
	3-nitroaniline	mg/kg	0.1		-	-	-	-	-	-	-
	4-chloro-3-methylphenol	mg/kg	0.1		-	-	-	-	-	-	-
	4-chloroaniline	mg/kg	0.1		-	-	-	-	-	-	-
	4-chlorophenyl phenyl ether	mg/kg	0.1		-	-	-	-	-	-	-
	4-methylphenol	mg/kg	0.1		-	-	-	-	-	-	-
	Azobenzene	mg/kg	0.1		-	-	-	-	-	-	-
	Bis(2-chloroethoxy) methane	mg/kg	0.1		-	-	-	-	-	-	-
	Bis(2-chloroethyl)ether	mg/kg	0.1		-	-	-	-	-	-	-
	Bis(2-chloroisopropyl) ether	mg/kg	0.1		-	-	-	-	-	-	-
	Bis(2-ethylhexyl) phthalate	mg/kg	0.1		-	-	-	-	-	-	-
	Butyl benzyl phthalate	mg/kg	0.1		-	-	-	-	-	-	-
	Carbazole	mg/kg	0.1		-	-	-	-	-	-	-
	Dibenzofuran	mg/kg	0.1		-	-	-	-	-	-	-
	Diethylphthalate	mg/kg	0.1		-	-	-	-	-	-	-
	Dimethyl phthalate	mg/kg	0.1		-	-	-	-	-	-	-
	Di-n-butyl phthalate	mg/kg	0.1		-	-	-	-	-	-	-
	Di-n-octyl phthalate	mg/kg	0.1		-	-	-	-	-	-	-
	Hexachlorobenzene	mg/kg	0.05	16	-	-	-	-	-	-	-
	Hexachlorocyclopentadiene	mg/kg	0.1		-	-	-	-	-	-	-
	Hexachloroethane	mg/kg	0.1		-	-	-	-	-	-	-
	Isophorone	mg/kg	0.1		-	-	-	-	-	-	-
	Nitrobenzene	mg/kg	0.1		-	-	-	-	-	-	-
	N-nitrosodi-n-propylamine	mg/kg	0.1		-	-	-	-	-	-	-
	Pentachloronitrobenzene	mg/kg	0.05		-	-	-	-	-	-	-
	Pentachlorophenol	mg/kg	0.1	60	-	-	-	-	-	-	-
PCB	Heptachlorobiphenyl, 2,3,3,4,4,5,5- (PCB 189)	mg/kg	0.003		-	-	-	-	-	<0.003	-
	Hexachlorobiphenyl, 2,3,3,4,4,5- (PCB 156)	mg/kg	0.003		-	-	-	-	-	<0.003	-
	Hexachlorobiphenyl, 2,3,3,4,4,5- (PCB 157)	mg/kg	0.003		-	-	-	-	-	<0.003	-
	Hexachlorobiphenyl, 2,3,4,4,5,5- (PCB 167)	mg/kg	0.003		-	-	-	-	-	<0.003	-
	Hexachlorobiphenyl, 3,3,4,4,5,5- (PCB 169)	mg/kg	0.003		-	-	-	-	-	<0.003	-
	PCB 101	mg/kg	0.003		-	-	-	-	-	<0.003	-
	PCB 118	mg/kg	0.003		-	-	-	-	-	<0.003	-
	PCB 138	mg/kg	0.003		-	-	-	-	-	<0.003	-
	PCB 153	mg/kg	0.003		-	-	-	-	-	<0.003	-
	PCB 180	mg/kg	0.003		-	-	-	-	-	<0.003	-
	PCB 28	mg/kg	0.003		-	-	-	-	-	<0.003	-
	PCB 52	mg/kg	0.003		-	-	-	-	-	<0.003	-
	Pentachlorobiphenyl, 2,3,3,4,4- (PCB 105)	mg/kg	0.003		-	-	-	-	-	<0.003	-
	Pentachlorobiphenyl, 2,3,4,4,5- (PCB 114)	mg/kg	0.003		-	-	-	-	-	<0.003	-
	Pentachlorobiphenyl, 2,3,4,4,5- (PCB 123)	mg/kg	0.003		-	-	-	-	-	<0.003	-
	Pentachlorobiphenyl, 3,3,4,4,5- (PCB 126)	mg/kg	0.003		-	-	-	-	-	<0.003	-
	Tetrachlorobiphenyl, 3,3,4,4- (PCB 77)	mg/kg	0.003		-	-	-	-	-	<0.003	-
	Tetrachlorobiphenyl, 3,4,4,5- (PCB 81)	mg/kg	0.003		-	-	-	-	-	<0.003	-
	Total PCB 7 Congeners	mg/kg	0.021		-	-	-	-	-	<0.021	-
	Total PCB WHO 12	mg/kg	0.036		-	-	-	-	-	<0.036	-
Phenolics	Xylenols	mg/kg	0.015		<0.015	-	<0.015	<0.015	<0.015	<0.015	-
	Cresol Total	mg/kg	0.01		**0.0119**	-	<0.01	<0.01	<0.01	**0.0128**	-
	Phenol	mg/kg	0.01	(dir)760[#8]	<0.01	-	<0.01	<0.01	<0.01	<0.01	-
	Phenols Monohydric	mg/kg	0.035		<0.035	-	<0.035	<0.035	<0.035	<0.035	-
Organotins	Dibutyltin	mg/kg			-	-	-	-	-	-	-
	Monophenyltin	mg/kg			-	-	-	-	-	<0.02	-
	Diphenyltin	mg/kg			-	-	-	-	-	-	-
	Monobutyltin	mg/kg			-	-	-	-	-	-	-
	Tetrabutyltin	mg/kg			-	-	-	-	-	-	-
	Tributyltin	mg/kg			-	-	-	-	-	<0.02	-
	Triphenyltin	mg/kg			-	-	-	-	-	-	-
Pesticides	Heptachlor epoxide	mg/kg	0.05		-	-	-	-	-	-	-
	Tecnazene	mg/kg	0.05		-	-	-	-	-	-	-
	2,4,5-TP (Silvex)	mg/kg			-	-	-	-	-	-	-
	Hedonal	mg/kg			-	-	-	-	-	-	-

				Location_Code	BH02300	BH02300	BH02300	BH02300	BH02300	BH02301	BH02301
				Sample_Depth_Range	0.05-0.05	0.05-0.05	0.9-0.9	0.9-0.9	1.4-1.6	0.05-0.05	0.05-0.05
				Sampled_Date_Time	01/05/2020	01/05/2020	01/05/2020	01/05/2020	05/05/2020	30/04/2020	30/04/2020
				LQM S4UL Public Open Space (POS) Residential - 1% SOM (GAC)							
Chem_Group	ChemName	output unit	EQL								
	2,4-DDT	mg/kg	0.05		-	-	-	-	-	-	-
	2,4-Dichlorprop	mg/kg			-	-	-	-	-	-	-
	4-(2,4-Dichlorophenoxy)butyric Acid (2,4-DB)	mg/kg			-	-	-	-	-	-	-
	4,4-DDE	mg/kg	0.05		-	-	-	-	-	-	-
	a-BHC	mg/kg	0.05	24	-	-	-	-	-	-	-
	Aldrin	mg/kg	0.05	18	-	-	-	-	-	-	-
	Atrazine	mg/kg	0.05	1200	-	-	-	-	-	-	-
	Azinophos methyl	mg/kg	0.05		-	-	-	-	-	-	-
	b-BHC	mg/kg	0.05	8.1	-	-	-	-	-	-	-
	Bentazone	mg/kg			-	-	-	-	-	-	-
	Chlordane (cis)	mg/kg	0.05		-	-	-	-	-	-	-
	Chlordane (trans)	mg/kg	0.05		-	-	-	-	-	-	-
	Chlorfenvinphos	mg/kg	0.05		-	-	-	-	-	-	-
	Chlorotoluron	mg/kg			-	-	-	-	-	-	-
	Chlorpyrifos-methyl	mg/kg	0.05		-	-	-	-	-	-	-
	Cyanazine	mg/kg			-	-	-	-	-	-	-
	d-BHC	mg/kg	0.05		-	-	-	-	-	-	-
	DDD	mg/kg	0.05		-	-	-	-	-	-	-
	DDT	mg/kg	0.05		-	-	-	-	-	-	-
	Chlorothalonil	mg/kg	0.05		-	-	-	-	-	-	-
	Diazinon	mg/kg	0.05		-	-	-	-	-	-	-
	Dichlorvos	mg/kg	0.05	16	-	-	-	-	-	-	-
	Dieldrin	mg/kg	0.05	18	-	-	-	-	-	-	-
	Dimethoate	mg/kg	0.05		-	-	-	-	-	-	-
	Disulfoton	mg/kg	0.05		-	-	-	-	-	-	-
	Diuron	mg/kg			-	-	-	-	-	-	-
	Endosulfan I	mg/kg	0.05	1200	-	-	-	-	-	-	-
	Endosulfan II	mg/kg	0.05		-	-	-	-	-	-	-
	Endosulfan sulphate	mg/kg	0.05		-	-	-	-	-	-	-
	Endrin	mg/kg	0.05		-	-	-	-	-	-	-
	Fenitrothion	mg/kg	0.05		-	-	-	-	-	-	-
	Fenthion	mg/kg	0.05		-	-	-	-	-	-	-
	Fluroxypyr	mg/kg			-	-	-	-	-	-	-
	g-BHC (Lindane)	mg/kg	0.05	8.2	-	-	-	-	-	-	-
	Heptachlor	mg/kg	0.05		-	-	-	-	-	-	-
	Isodrin	mg/kg	0.05		-	-	-	-	-	-	-
	Isoproturon	mg/kg			-	-	-	-	-	-	-
	Linuron	mg/kg			-	-	-	-	-	-	-
	Malathion	mg/kg	0.05		-	-	-	-	-	-	-
	2-Methyl-4-chlorophenoxyacetic acid	mg/kg			-	-	-	-	-	-	-
	2-Methyl-4-Chlorophenoxy Butanoic Acid	mg/kg			-	-	-	-	-	-	-
	Mecoprop	mg/kg			-	-	-	-	-	-	-
	Methoxychlor	mg/kg	0.05		-	-	-	-	-	-	-
	Methyl parathion	mg/kg	0.05		-	-	-	-	-	-	-
	Mevinphos (Phosdrin)	mg/kg	0.05		-	-	-	-	-	-	-
	Nitroguanidine	mg/kg			<5	-	-	-	-	<5	-
	o,p-DDD	mg/kg	0.05		-	-	-	-	-	-	-
	o,p'-DDE	mg/kg	0.05		-	-	-	-	-	-	-
	o,p-Methoxychlor	mg/kg	0.05		-	-	-	-	-	-	-
	Parathion	mg/kg	0.05		-	-	-	-	-	-	-
	Pendimethalin	mg/kg	0.05		-	-	-	-	-	-	-
	Permethrin	mg/kg	0.05		-	-	-	-	-	-	-

				Location Code	BH02300	BH02300	BH02300	BH02300	BH02300	BH02301	BH02301
				Sample Depth Range	0.05-0.05	0.05-0.05	0.9-0.9	0.9-0.9	1.4-1.6	0.05-0.05	0.05-0.05
				Sampled Date Time	01/05/2020	01/05/2020	01/05/2020	01/05/2020	05/05/2020	30/04/2020	30/04/2020
			LQM S4UL Public Open Space (POS) Residential - 1% SOM (GAC)								
Chem Group	**ChemName**	**output unit**	**EQL**								
	Permethrin II	mg/kg	0.05		-	-	-	-	-	-	-
	Phorate	mg/kg	0.05		-	-	-	-	-	-	-
	Prometryn	mg/kg	0.05		-	-	-	-	-	-	-
	Pronamide	mg/kg	0.05		-	-	-	-	-	-	-
	Propazine	mg/kg	0.05		-	-	-	-	-	-	-
	Simazine	mg/kg	0.05		-	-	-	-	-	-	-
	Terbutryn	mg/kg	0.05		-	-	-	-	-	-	-
	Terbutylazine	mg/kg	0.05		-	-	-	-	-	-	-
	Triadimefon	mg/kg	0.05		-	-	-	-	-	-	-
	Triallate	mg/kg	0.05		-	-	-	-	-	-	-
	Tricloovr	mg/kg			-	-	-	-	-	-	-
	Trifluralin	mg/kg	0.05		-	-	-	-	-	-	-
	Telodrin	mg/kg	0.05		-	-	-	-	-	-	-
Radionuclides	Caesium-137	Bq/kg	1.4		-	<2.1	-	-	-	-	<1.9
	Protactinium-234m	Bq/kg	140		-	<220	-	-	-	-	<200
	Americium-241	Bq/g	0.0022		-	<0.0034	-	-	-	-	<0.0032
	Beryllium-7	Bq/g	0.016		-	<0.022	-	-	-	-	<0.021
	Cobalt-60	Bq/g	0.0015		-	<0.0023	-	-	-	-	<0.0022
	Gross alpha	Bq/kg	54		-	300	-	-	-	-	219
	Gross beta	Bq/kg	87		-	374	-	-	-	-	435
	Lead-210	Bq/kg	22		-	<37	-	-	-	-	<32
	Potassium-40	Bq/kg	2		-	283	-	-	-	-	272
	Radium -224	Bq/g	0.022		-	<0.039	-	-	-	-	<0.04
	Radium-226	Bq/g	0.0005		-	<0.037 - 0.0158	-	-	-	-	<0.027 - 0.0131
	Thorium-228	Bq/g	0.0005		-	0.0186	-	-	-	-	0.0231
	Thorium-230	Bq/g	0.0005		-	0.0255	-	-	-	-	0.0067
	Thorium-232	Bq/g	0.0005		-	0.0235	-	-	-	-	0.0232
	Thorium-234	Bq/g	0.025		-	<0.044	-	-	-	-	<0.032
	Uranium-234	Bq/g	0.0005		-	0.0202	-	-	-	-	0.018
	Uranium-235	Bq/g	0.0005		-	<0.0022	-	-	-	-	<0.0018
SVOC TIC	SVOC TICS - Detect	Detect			-	-	-	-	-	-	-
	SVOC Tentatively Identified Compounds	mg/kg	0.1		-	-	-	-	-	-	-
VOC TIC	VOC Tentatively Identified Compounds	mg/kg	0.05		-	-	-	-	-	-	-
Explosives	2,2,4,4,6,6-Hexanitrostilbene	mg/kg			<5	-	-	-	-	<5	-
	2,4,6-Trinitrotoluene (TNT)	mg/kg		130	<5	-	-	-	-	<5	-
	2,4,6-trinitroohenyl	mg/kg			<5	-	-	-	-	<5	-
	HMX	mg/kg		13000	<5	-	-	-	-	<5	-
	Ethylene glycol dinitrate	mg/kg			<5	-	-	-	-	<5	-
	Nitrocellulose (12% N)	mg/kg			<5000	-	-	-	-	<5000	-
	Nitroglycerine	mg/kg			<5	-	-	-	-	<5	-
	PETN	mg/kg			<5	-	-	-	-	<5	-
	RDX	mg/kg		26000	<5	-	-	-	-	<5	-
	Tetryl	mg/kg			<5	-	-	-	-	<5	-
NA	Actinium-228	Bq/kg	2		-	28.8	-	-	-	-	22.2
	Caesium-134	Bq/kg	1.7		-	<2.3	-	-	-	-	<2
	Bismuth-212	Bq/kg	19		-	<27	-	-	-	-	<25
	Bismuth-214	Bq/kg	2		-	21.9	-	-	-	-	18.7
	Lead-212	Bq/kg	2		-	22.1	-	-	-	-	19.3
	Lead-214	Bq/kg	2		-	22.4	-	-	-	-	17.1
	Thallium-208	Bq/kg	2		-	7.6	-	-	-	-	6.5
Other	Temperature	°C			17.6	-	16.7	18.3	17.9	18.5	-
	Conductivity @ 20oC	uS/cm	14		300 - 313	-	122 - 129	98.2 - 101	69.8 - 78.1	264 - 270	-
	Organic Matter	%	0.35		-	-	-	-	-	-	-
	Moisture Content (dried @35oC)	%			16	-	19	17	22	22	-
	pH (Lab)	pH Units	1		7.98 - 8.43	-	8.22 - 8.98	8.28 - 8.86	7.09 - 9.05	8.06 - 8.46	-
	Total Organic Carbon	%	0.2		2.15	-	<0.2	0.243	<0.2	2.81	-

Environmental Standards Comments
#1:GAC is only presented as speciated chromium. 7.7mg/kg is used for hexavalent. If hexavalent chromium (CrVI) data is available, a value of 1,500mg/kg may be appropriate for the remaining trivalent chromium (CrIII).
#2:C4SL for lead adopted
#3:GAC only presented as speciated mercury. 16mg/kg is used for elemental mercury. If the CSM indicates that elemental mercury is not a CoC and mercury is present in an inorganic form, a value of 120mg/kg for inorganic mercury may be appropriate
#4:Updated S4UL for nickel
#5:S4UL exceeds solubility saturation limit
#6:Criteria derived for Ali>C16-C35 split between Ali>C16-21 & Ali>C21-35. Requires summation of fractions to use Ali>C16-C35 criteria.
#7:Criteria presented is for p-xylene. A separate value is presented for o-xylene.
#8:S4UL based on a threshold protective of direct skin contact with phenol

Key

<0.6	Result MDL exceeds GAC
27.8	Result exceeds GAC

Notes
Where a range is given a determinand has been analysed for by more than one method

				Location Code	BH02301	BH02301	BH02302	BH02302	BH02302	BH02302	BH02302
				Sample Depth Range	0.7-0.7	1.3-1.5	0.05-0.05	0.05-0.5	0.3-0.5	0.8-1	1.3-1.5
				Sampled Date Time	30/04/2020	05/05/2020	17/03/2020	17/03/2020	17/03/2020	17/03/2020	19/03/2020
Chem Group	ChemName	output unit	EQL	LQM S4UL Public Open Space (POS) Residential - 1% SOM (GAC)							
Metals	Antimony	mg/kg	0.6		<0.6	-	0.731	-	<0.6	<0.6	<0.6
	Arsenic	mg/kg	0.6	79	1.57	<0.6	8.73	-	5.35	3.44	<0.6
	Barium	mg/kg	0.6		-	-	-	-	-	-	-
	Beryllium	mg/kg	0.01	2.2	-	-	-	-	-	-	-
	Boron	mg/kg	1	21000	<1	<1	<1	-	<1	<1	<1
	Cadmium	mg/kg	0.02	120	0.302	0.296	0.626	-	0.511	0.335	0.239
	Chromium (hexavalent)	mg/kg	0.6	7.7	<0.6	<0.6	<0.6	-	<0.6	<0.6	<0.6
	Chromium	mg/kg	0.9	#1	1.71	0.941	25.8	-	14.9	6.78	0.946
	Copper	mg/kg	1.4	12000	3.45	<1.4	11.6	-	5.25	2.67	<1.4
	Lead	mg/kg	0.7	630#2	1.01	<0.7	25.5	-	5.06	1.58	<0.7
	Mercury	mg/kg	0.14	#3	<0.14	<0.14	<0.14	-	<0.14	<0.14	<0.14
	Molybdenum	mg/kg	0.1		<0.1	-	0.203	-	<0.1	<0.1	<0.1
	Nickel	mg/kg	0.2	230#4	8.55	3.04	29.1	-	20.5	14.1	4.68
	Selenium	mg/kg	1	1100	<1	<1	<1	-	<1	<1	<1
	Vanadium	mg/kg	0.2	2000	4.53	-	41.5	-	24.2	12	2.65
	Zinc	mg/kg	1.9	81000	20	11.2	75.3	-	38.9	22.3	10.7
Asbestos	Anthophyllite	Detect			0	0	0	-	0	0	0
	Asbestos Analysts Comments	-			-	-	-	-	-	-	-
	Asbestos PCOM Quantification	%	0.001		-	-	-	-	-	-	-
	Asbestos Quantification Total	%	0.001		-	-	-	-	-	-	-
	Asbestos: Actinolite	Detect			0	0	0	-	0	0	0
	Additional Asbestos Components (Using TM048)	Comment			-	-	-	-	-	-	-
	Crocidolite Asbestos	Detect			0	0	0	-	0	0	0
	Asbestos Gravimetric Quantification	%	0.001		-	-	-	-	-	-	-
	Chrysotile Asbestos	Detect			0	0	0	-	0	0	0
	Amosite Asbestos	Detect			0	0	0	-	0	0	0
	Non-Asbestos Fibre	Detect			0	0	0	-	0	0	0
	Tremolite	Detect			0	0	0	-	0	0	0
Inorganics	Alkalinity (total) as CaCO3	mg/kg	10		-	-	-	-	-	-	-
	Ammoniacal Nitrogen as N	mg/kg	12		-	-	<12	-	<12	<12	<12
	Cyanide (Free)	mg/kg	1		<1	<1	<1	-	<1	<1	<1
	Cyanide Total	mg/kg	1		<1	<1	<1	-	<1	<1	<1
	cyanides-complex	mg/kg	1		<1	<1	<1	-	<1	<1	<1
	Nitrite (as N)	mg/kg	0.03		-	-	-	-	-	-	-
	Sulphate	mg/kg	200		-	-	-	-	-	-	-
PAH	Naphthalene	mg/kg	0.009	4900	<0.009	<0.009	<0.013	-	<0.009	<0.009	<0.009
	Acenaphthene	mg/kg	0.008	15000	<0.008	<0.008	0.225 - 0.649	-	<0.1 - 0.0398	<0.008	<0.008
	Acenaphthylene	mg/kg	0.012	15000	<0.012	<0.012	<0.1 - 0.116	-	<0.012	<0.012	<0.012
	Fluoranthene	mg/kg	0.017	3100	<0.017	<0.017	6.14 - 14.6	-	0.641 - 1.05	<0.1 - 0.105	<0.017
	Anthracene	mg/kg	0.016	74000	<0.016	<0.016	0.724 - 2.78	-	<0.1 - 0.142	<0.016	<0.016
	Phenanthrene	mg/kg	0.015	3100	<0.015	<0.015	4.24 - 13.3	-	0.339 - 0.71	<0.1 - 0.0605	<0.015
	Fluorene	mg/kg	0.01	9900	<0.01	<0.01	0.189 - 0.779	-	<0.1 - 0.0313	<0.01	<0.01
	Chrysene	mg/kg	0.01	57	<0.01	<0.01	2.49 - 5.12	-	0.315 - 0.415	<0.1 - 0.0441	<0.01
	Pyrene	mg/kg	0.015	7400	<0.015	<0.015	5.51 - 11.4	-	0.557 - 0.836	<0.1 - 0.0843	<0.015
	Benzo(a)anthracene	mg/kg	0.014	29	<0.014	<0.014	2.39 - 5.61	-	0.194 - 0.447	<0.1 - 0.0476	<0.014
	Benzo(b)fluoranthene	mg/kg	0.015	7.1	<0.015	<0.015	2.36 - 6.16	-	0.133 - 0.539	<0.1 - 0.0594	<0.015
	Benzo(k)fluoranthene	mg/kg	0.014	190	<0.014	<0.014	1.91 - 2.43	-	0.133 - 0.206	<0.1 - 0.0194	<0.014
	Benzo(a)pyrene	mg/kg	0.015	5.7	<0.015	<0.015	2.47 - 4.7	-	0.194 - 0.395	<0.1 - 0.0429	<0.015
	Dibenz(a,h)anthracene	mg/kg	0.023	0.57	<0.023	<0.023	0.206 - 0.673	-	<0.1 - 0.054	<0.023	<0.023
	Benzo(g,h,i)perylene	mg/kg	0.024	640	<0.024	<0.024	1.57 - 3	-	<0.1 - 0.263	<0.1 - 0.0297	<0.024
	Indeno(1,2,3-c,d)pyrene	mg/kg	0.018	82	<0.018	<0.018	2.21 - 3.29	-	0.23 - 0.29	<0.1 - 0.0321	<0.018
	PAH 16 Total	mg/kg	0.118		<0.118	<0.118	74.6	-	4.84	0.426	<0.118
TPH CWG	>C5-C6 Aliphatics	mg/kg	0.01	(sol)570000#5	<0.01	-	<0.01	-	<0.01	<0.01	<0.01
	>C6-C8 Aliphatics	mg/kg	0.01	600000	<0.01	-	<0.01	-	<0.01	<0.01	<0.01
	>C10-C44 Aliphatics	mg/kg	5		<5	-	6.45	-	<5	<5	<5
	>C10-C44 Aliphatics/Aromatics	mg/kg	10		<10	-	156	-	<10	<10	<10
	>C8-C10 Aliphatics	mg/kg	0.01	13000	<0.01	-	<0.01	-	<0.01	<0.01	<0.01
	>C10-C12 Aliphatics	mg/kg	0.01	13000	<1	-	<1	-	<1	<1	<1
	>C12-C16 Aliphatics	mg/kg	0.1	13000	<1	-	<1	-	<1	<1	<1
	>C16-C21 Aliphatics	mg/kg	0.1	125000#6	<1	-	<1	-	<1	<1	<1
	>C21-C35 Aliphatics	mg/kg	0.1	125000#6	<1	-	5.59	-	2.98	<1	<1
	>C35-C44 Aliphatics	mg/kg	0.1	250000	<1	-	<1	-	<1	<1	<1
	>C5-C10 Aliphatics	mg/kg	0.05		<0.05	-	<0.05	-	<0.05	<0.05	<0.05
	Total Aliphatics >C12-C44	mg/kg	0.1		-	-	-	-	-	-	-
	>EC5-EC10 Aromatics	mg/kg	0.05		<0.05	-	<0.05	-	<0.05	<0.05	<0.05
	>EC6-EC7 Aromatics	mg/kg	0.01		<0.01	-	<0.01	-	<0.01	<0.01	<0.01
	>EC7-EC8 Aromatics	mg/kg	0.01	56000	<0.01	-	<0.01	-	<0.01	<0.01	<0.01
	>EC8-EC10 Aromatics	mg/kg	0.01	5000	<0.01	-	<0.01	-	<0.01	<0.01	<0.01
	>EC10-EC12 Aromatics	mg/kg	0.01	5000	<1	-	<1	-	<1	<1	<1
	>EC10-EC44 Aromatics	mg/kg	5		<5	-	150	-	5.34	<5	<5
	>EC12-EC16 Aromatics	mg/kg	0.1	5100	<1	-	3.29	-	<1	<1	<1
	>EC16-EC21 Aromatics	mg/kg	0.1	3800	<1	-	43.5	-	1.49	<1	<1
	>EC21-EC35 Aromatics	mg/kg	0.1	3800	<1	-	89.9	-	2.85	<1	<1
	>EC35-EC44 Aromatics	mg/kg	0.1	3800	<1	-	13.1	-	<1	<1	<1
	>EC40-EC44 Aromatics	mg/kg	0.1		<1	-	2.09	-	<1	<1	<1
	>EC12-EC44 Aromatics	mg/kg	0.1		-	-	-	-	-	-	-
	TPH Aliphatics & Aromatics >C5-44	mg/kg	0.1		<10	-	156	-	<10	<10	<10
TPH	>C5-C6	mg/kg	0.02		-	<0.02	-	-	-	-	-

				Location Code	BH02301	BH02301	BH02302	BH02302	BH02302	BH02302	BH02302
				Sample Depth Range	0.7-0.7	1.3-1.5	0.05-0.05	0.05-0.5	0.3-0.5	0.8-1	1.3-1.5
				Sampled Date Time	30/04/2020	05/05/2020	17/03/2020	17/03/2020	17/03/2020	17/03/2020	19/03/2020
				LQM S4UL Public Open Space (POS) Residential - 1% SOM (GAC)							
Chem_Group	**ChemName**	**output unit**	**EQL**								
	>C6-C7	mg/kg	0.02		-	<0.02	-	-	-	-	-
	>C7-C8	mg/kg	0.02		-	<0.02	-	-	-	-	-
	>C8-C10	mg/kg	0.02		-	<0.02	-	-	-	-	-
	>C10-C12	mg/kg	0.02		-	<0.02	-	-	-	-	-
	>C12-C16	mg/kg	35		-	<35	-	-	-	-	-
	>C16-C21	mg/kg	35		-	<35	-	-	-	-	-
	>C21-C28	mg/kg	35		-	<35	-	-	-	-	-
	>C28-C35	mg/kg	35		-	<35	-	-	-	-	-
	>C35-C40	mg/kg	35		-	<35	-	-	-	-	-
	GRO >C5-10	mg/kg	0.02		<0.02	-	<0.02	-	<0.02	<0.02	<0.02
	TPH >C6-C40	mg/kg	10		-	-	-	-	-	-	-
	EPH>C5-40	mg/kg	35		-	-	-	-	-	-	-
	EPH >C10-40	mg/kg	35		-	<35	-	-	-	-	-
	GRO >C5-12	mg/kg	0.1		-	<0.1	-	-	-	-	-
	Total Petroleum Hydrocarbons	mg/kg	35		-	<35	-	-	-	-	-
BTEX and MTBE	Benzene	mg/kg	0.009	72	<0.009	<0.009	<0.009	-	<0.009	<0.009	<0.009
	Toluene	mg/kg	0.007	56000	<0.007	<0.007	<0.007	-	<0.007	<0.007	<0.007
	Ethylbenzene	mg/kg	0.004	24000	<0.004	<0.004	<0.004	-	<0.004	<0.004	<0.004
	Xylene (m & p)	mg/kg	0.01	41000[#7]	<0.01	<0.01	<0.01	-	<0.01	<0.01	<0.01
	Xylene (o)	mg/kg	0.01	41000	<0.01	<0.01	<0.01	-	<0.01	<0.01	<0.01
	Xylene Total	mg/kg	0.02		<0.02	-	<0.02	-	<0.02	<0.02	<0.02
	MTBE	mg/kg	0.01		<0.01	<0.01	<0.01	-	<0.01	<0.01	<0.01
	Total BTEX	mg/kg	0.04		<0.04	<0.04	<0.04	-	<0.04	<0.04	<0.04
VOC	Styrene	mg/kg	0.01		-	-	<0.01	-	<0.01	<0.01	<0.01
	cis-1,3-dichloropropene	mg/kg	0.01		-	-	<0.01	-	<0.01	<0.01	<0.01
	trans-1,3-dichloropropene	mg/kg	0.01		-	-	<0.01	-	<0.01	<0.01	<0.01
	1,1,1,2-tetrachloroethane	mg/kg	0.01	1400	-	-	<0.01	-	<0.01	<0.01	<0.01
	1,1,1-trichloroethane	mg/kg	0.007	140000	-	-	<0.007	-	<0.007	<0.007	<0.007
	1,1,2,2-tetrachloroethane	mg/kg	0.01	1400	-	-	<0.01	-	<0.01	<0.01	<0.01
	1,1,2-trichloroethane	mg/kg	0.01		-	-	<0.01	-	<0.01	<0.01	<0.01
	1,1-dichloroethane	mg/kg	0.008		-	-	<0.008	-	<0.008	<0.008	<0.008
	1,1-dichloroethene	mg/kg	0.01		-	-	<0.01	-	<0.01	<0.01	<0.01
	1,1-dichloropropene	mg/kg	0.01		-	-	<0.01	-	<0.01	<0.01	<0.01
	1,2,3-trichloropropane	mg/kg	0.016		-	-	<0.016	-	<0.016	<0.016	<0.016
	1,2,4-trimethylbenzene	mg/kg	0.009		-	-	<0.009	-	<0.009	<0.009	<0.009
	1,2-dibromo-3-chloropropane	mg/kg	0.014		-	-	<0.014	-	<0.014	<0.014	<0.014
	1,2-dibromoethane	mg/kg	0.01		-	-	<0.01	-	<0.01	<0.01	<0.01
	1,2-dichloroethane	mg/kg	0.005	29	-	-	<0.005	-	<0.005	<0.005	<0.005
	1,2-dichloropropane	mg/kg	0.01		-	-	<0.01	-	<0.01	<0.01	<0.01
	1,3,5-trimethylbenzene	mg/kg	0.008		-	-	<0.008	-	<0.008	<0.008	<0.008
	1,3-dichloropropane	mg/kg	0.007		-	-	<0.007	-	<0.007	<0.007	<0.007
	2,2-dichloropropane	mg/kg	0.01		-	-	<0.01	-	<0.01	<0.01	<0.01
	2-chlorotoluene	mg/kg	0.009		-	-	<0.009	-	<0.009	<0.009	<0.009
	4-chlorotoluene	mg/kg	0.01		-	-	<0.01	-	<0.01	<0.01	<0.01
	Bromobenzene	mg/kg	0.01		-	-	<0.01	-	<0.01	<0.01	<0.01
	Bromochloromethane	mg/kg	0.01		-	-	<0.01	-	<0.01	<0.01	<0.01
	Bromodichloromethane	mg/kg	0.007		-	-	<0.007	-	<0.007	<0.007	<0.007
	Bromoform	mg/kg	0.01		-	-	<0.01	-	<0.01	<0.01	<0.01
	Bromomethane	mg/kg	0.01		-	-	<0.01	-	<0.01	<0.01	<0.01
	Carbon disulfide	mg/kg	0.007	11000	-	-	<0.007	-	<0.007	<0.007	<0.007
	Carbon tetrachloride	mg/kg	0.01	890	-	-	<0.01	-	<0.01	<0.01	<0.01
	Chlorodibromomethane	mg/kg	0.01		-	-	<0.01	-	<0.01	<0.01	<0.01
	Chloroethane	mg/kg	0.01		-	-	<0.01	-	<0.01	<0.01	<0.01
	Chloroform	mg/kg	0.008	2500	-	-	<0.008	-	<0.008	<0.008	<0.008
	Chloromethane	mg/kg	0.007		-	-	<0.007	-	<0.007	<0.007	<0.007
	cis-1,2-dichloroethene	mg/kg	0.006		-	-	<0.006	-	<0.006	<0.006	<0.006
	Dibromomethane	mg/kg	0.009		-	-	<0.009	-	<0.009	<0.009	<0.009
	Dichlorodifluoromethane	mg/kg	0.006		-	-	<0.006	-	<0.006	<0.006	<0.006
	Dichloromethane	mg/kg	0.01		-	-	<0.01	-	<0.01	<0.01	<0.01
	Isopropylbenzene	mg/kg	0.005		-	-	<0.005	-	<0.005	<0.005	<0.005
	n-butylbenzene	mg/kg	0.011		-	-	<0.011	-	<0.011	<0.011	<0.011
	n-propylbenzene	mg/kg	0.01		-	-	<0.01	-	<0.01	<0.01	<0.01
	p-isopropyltoluene	mg/kg	0.01		-	-	<0.01	-	<0.01	<0.01	<0.01
	sec-butylbenzene	mg/kg	0.01		-	-	<0.01	-	<0.01	<0.01	<0.01
	Trichloroethene	mg/kg	0.009	120	-	-	<0.009	-	<0.009	<0.009	<0.009
	tert-butylbenzene	mg/kg	0.014		-	-	<0.014	-	<0.014	<0.014	<0.014
	Tetrachloroethene	mg/kg	0.005	1400	-	-	<0.005	-	<0.005	<0.005	<0.005
	trans-1,2-dichloroethene	mg/kg	0.01		-	-	<0.01	-	<0.01	<0.01	<0.01
	Trichlorofluoromethane	mg/kg	0.006		-	-	<0.006	-	<0.006	<0.006	<0.006
	Vinyl chloride	mg/kg	0.006	3.5	-	-	<0.006	-	<0.006	<0.006	<0.006
	tert-Amyl methyl ether	mg/kg	0.01		-	-	<0.01	-	<0.01	<0.01	<0.01
VOC/SVOC	1,2,3-trichlorobenzene	mg/kg	0.02	1800	-	-	<0.02	-	<0.02	<0.02	<0.02
	1,2,4-trichlorobenzene	mg/kg	0.02	15000	-	-	<0.02	-	<0.02	<0.02	<0.02
	1,2-dichlorobenzene	mg/kg	0.01	90000	-	-	<0.01	-	<0.01	<0.01	<0.01
	1,3,5-Trichlorobenzene	mg/kg	0.02	1700	-	-	-	-	-	-	-
	1,3-dichlorobenzene	mg/kg	0.008	300	-	-	<0.008	-	<0.008	<0.008	<0.008
	1,4-dichlorobenzene	mg/kg	0.005	17000	-	-	<0.005	-	<0.005	<0.005	<0.005

				Location Code	BH02301	BH02301	BH02302	BH02302	BH02302	BH02302	BH02302
				Sample Depth Range	0.7-0.7	1.3-1.5	0.05-0.05	0.05-0.5	0.3-0.5	0.8-1	1.3-1.5
				Sampled Date Time	30/04/2020	05/05/2020	17/03/2020	17/03/2020	17/03/2020	17/03/2020	19/03/2020
				LQM S4UL Public Open Space (POS) Residential - 1% SOM (GAC)							
Chem_Group	ChemName	output unit	EQL								
	Chlorobenzene	mg/kg	0.005	11000	-	-	<0.005	-	<0.005	<0.005	<0.005
	Hexachlorobutadiene	mg/kg	0.02	25	-	-	<0.02	-	<0.02	<0.02	<0.02
SVOC	4-bromophenyl phenyl ether	mg/kg	0.1		-	-	<0.1	-	<0.1	<0.1	<0.1
	4-nitroaniline	mg/kg	0.1		-	-	<0.1	-	<0.1	<0.1	<0.1
	4-nitrophenol	mg/kg	0.1		-	-	<0.1	-	<0.1	<0.1	<0.1
	2,4,5-trichlorophenol	mg/kg	0.1		-	-	<0.01	-	<0.1	<0.1	<0.1
	2,4,6-trichlorophenol	mg/kg	0.1		-	-	<0.1	-	<0.1	<0.1	<0.1
	2,4-dichlorophenol	mg/kg	0.1		-	-	<0.1	-	<0.1	<0.1	<0.1
	2,4-dimethylphenol	mg/kg	0.1		-	-	<0.1	-	<0.1	<0.1	<0.1
	2,4-dinitrotoluene	mg/kg	0.1		-	-	<0.1	-	<0.1	<0.1	<0.1
	2,6-dinitrotoluene	mg/kg	0.1		-	-	<0.1	-	<0.1	<0.1	<0.1
	2-chloronaphthalene	mg/kg	0.1		-	-	<0.1	-	<0.1	<0.1	<0.1
	2-chlorophenol	mg/kg	0.1		-	-	<0.1	-	<0.1	<0.1	<0.1
	2-methylnaphthalene	mg/kg	0.1		-	-	<0.1	-	<0.1	<0.1	<0.1
	2-methylphenol	mg/kg	0.1		-	-	<0.1	-	<0.1	<0.1	<0.1
	2-nitroaniline	mg/kg	0.1		-	-	<0.1	-	<0.1	<0.1	<0.1
	2-nitrophenol	mg/kg	0.1		-	-	<0.1	-	<0.1	<0.1	<0.1
	3-nitroaniline	mg/kg	0.1		-	-	<0.1	-	<0.1	<0.1	<0.1
	4-chloro-3-methylphenol	mg/kg	0.1		-	-	<0.1	-	<0.1	<0.1	<0.1
	4-chloroaniline	mg/kg	0.1		-	-	<0.1	-	<0.1	<0.1	<0.1
	4-chlorophenyl phenyl ether	mg/kg	0.1		-	-	<0.1	-	<0.1	<0.1	<0.1
	4-methylphenol	mg/kg	0.1		-	-	<0.1	-	<0.1	<0.1	<0.1
	Azobenzene	mg/kg	0.1		-	-	<0.1	-	<0.1	<0.1	<0.1
	Bis(2-chloroethoxy) methane	mg/kg	0.1		-	-	<0.1	-	<0.1	<0.1	<0.1
	Bis(2-chloroethyl)ether	mg/kg	0.1		-	-	<0.1	-	<0.1	<0.1	<0.1
	Bis(2-chloroisopropyl) ether	mg/kg	0.1		-	-	<0.1	-	<0.1	<0.1	<0.1
	Bis(2-ethylhexyl) phthalate	mg/kg	0.1		-	-	<0.1	-	<0.1	<0.1	<0.1
	Butyl benzyl phthalate	mg/kg	0.1		-	-	<0.1	-	<0.1	<0.1	<0.1
	Carbazole	mg/kg	0.1		-	-	0.32	-	<0.1	<0.1	<0.1
	Dibenzofuran	mg/kg	0.1		-	-	0.188	-	<0.1	<0.1	<0.1
	Diethylphthalate	mg/kg	0.1		-	-	<0.1	-	<0.1	<0.1	<0.1
	Dimethyl phthalate	mg/kg	0.1		-	-	<0.1	-	<0.1	<0.1	<0.1
	Di-n-butyl phthalate	mg/kg	0.1		-	-	<0.1	-	<0.1	<0.1	<0.1
	Di-n-octyl phthalate	mg/kg	0.1		-	-	<0.1	-	<0.1	<0.1	<0.1
	Hexachlorobenzene	mg/kg	0.05	16	-	-	<0.05	-	<0.1	<0.1	<0.1
	Hexachlorocyclopentadiene	mg/kg	0.1		-	-	<0.3	-	<0.3	<0.3	<0.3
	Hexachloroethane	mg/kg	0.1		-	-	<0.1	-	<0.1	<0.1	<0.1
	Isophorone	mg/kg	0.1		-	-	<0.1	-	<0.1	<0.1	<0.1
	Nitrobenzene	mg/kg	0.1		-	-	<0.1	-	<0.1	<0.1	<0.1
	N-nitrosodi-n-propylamine	mg/kg	0.1		-	-	<0.1	-	<0.1	<0.1	<0.1
	Pentachloronitrobenzene	mg/kg	0.05		-	-	-	-	-	-	-
	Pentachlorophenol	mg/kg	0.1	60	-	-	<0.1	-	<0.1	<0.1	<0.1
PCB	Heptachlorobiphenyl, 2,3,3,4,4,5,5- (PCB 189)	mg/kg	0.003		-	-	<0.003	-	<0.003	<0.003	<0.003
	Hexachlorobiphenyl, 2,3,3,4,4,5- (PCB 156)	mg/kg	0.003		-	-	<0.003	-	<0.003	<0.003	<0.003
	Hexachlorobiphenyl, 2,3,3,4,4,5- (PCB 157)	mg/kg	0.003		-	-	<0.003	-	<0.003	<0.003	<0.003
	Hexachlorobiphenyl, 2,3,4,4,5,5- (PCB 167)	mg/kg	0.003		-	-	<0.003	-	<0.003	<0.003	<0.003
	Hexachlorobiphenyl, 3,3,4,4,5,5- (PCB 169)	mg/kg	0.003		-	-	<0.003	-	<0.003	<0.003	<0.003
	PCB 101	mg/kg	0.003		-	-	<0.003	-	<0.003	<0.003	<0.003
	PCB 118	mg/kg	0.003		-	-	<0.003	-	<0.003	<0.003	<0.003
	PCB 138	mg/kg	0.003		-	-	<0.003	-	<0.003	<0.003	<0.003
	PCB 153	mg/kg	0.003		-	-	<0.003	-	<0.003	<0.003	<0.003
	PCB 180	mg/kg	0.003		-	-	<0.003	-	<0.003	<0.003	<0.003
	PCB 28	mg/kg	0.003		-	-	<0.003	-	<0.003	<0.003	<0.003
	PCB 52	mg/kg	0.003		-	-	<0.003	-	<0.003	<0.003	<0.003
	Pentachlorobiphenyl, 2,3,3,4,4- (PCB 105)	mg/kg	0.003		-	-	<0.003	-	<0.003	<0.003	<0.003
	Pentachlorobiphenyl, 2,3,4,4,5- (PCB 114)	mg/kg	0.003		-	-	<0.003	-	<0.003	<0.003	<0.003
	Pentachlorobiphenyl, 2,3,4,4,5- (PCB 123)	mg/kg	0.003		-	-	<0.003	-	<0.003	<0.003	<0.003
	Pentachlorobiphenyl, 3,3,4,4,5- (PCB 126)	mg/kg	0.003		-	-	<0.003	-	<0.003	<0.003	<0.003
	Tetrachlorobiphenyl, 3,3,4,4- (PCB 77)	mg/kg	0.003		-	-	<0.003	-	<0.003	<0.003	<0.003
	Tetrachlorobiphenyl, 3,4,4,5- (PCB 81)	mg/kg	0.003		-	-	<0.003	-	<0.003	<0.003	<0.003
	Total PCB 7 Congeners	mg/kg	0.021		-	-	<0.021	-	<0.021	<0.021	<0.021
	Total PCB WHO 12	mg/kg	0.036		-	-	<0.036	-	<0.036	<0.036	<0.036
Phenolics	Xylenols	mg/kg	0.015		<0.015	<0.015	<0.015	-	<0.015	<0.015	<0.015
	Cresol Total	mg/kg	0.01		<0.01	<0.01	<0.01	-	<0.01	<0.01	<0.01
	Phenol	mg/kg	0.01	(dir)760[#8]	<0.01	<0.01	<0.01	-	<0.01	<0.01	<0.01
	Phenols Monohydric	mg/kg	0.035		<0.035	<0.035	<0.035	-	<0.035	<0.035	<0.035
Organotins	Dibutyltin	mg/kg			-	-	-	-	-	-	-
	Monophenyltin	mg/kg			-	-	0.02	-	0.02	0.02	<0.02
	Diphenyltin	mg/kg			-	-	-	-	-	-	-
	Monobutyltin	mg/kg			-	-	-	-	-	-	-
	Tetrabutyltin	mg/kg			-	-	-	-	-	-	-
	Tributyltin	mg/kg			-	-	<0.02	-	<0.02	<0.02	<0.02
	Triphenyltin	mg/kg			-	-	-	-	-	-	-
Pesticides	Heptachlor epoxide	mg/kg	0.05		-	-	<0.05	-	-	-	-
	Tecnazene	mg/kg	0.05		-	-	-	-	-	-	-
	2,4,5-TP (Silvex)	mg/kg			-	-	<0.01	-	-	-	-
	Hedonal	mg/kg			-	-	<0.01	-	-	-	-

				Location Code	BH02301	BH02301	BH02302	BH02302	BH02302	BH02302	BH02302
				Sample Depth Range	0.7-0.7	1.3-1.5	0.05-0.05	0.05-0.5	0.3-0.5	0.8-1	1.3-1.5
				Sampled Date Time	30/04/2020	05/05/2020	17/03/2020	17/03/2020	17/03/2020	17/03/2020	19/03/2020
			LQM S4UL Public Open Space (POS) Residential - 1% SOM (GAC)								
Chem_Group	ChemName	output unit	EQL								
	2,4-DDT	mg/kg	0.05		-	-	<0.05	-	-	-	-
	2,4-Dichlorprop	mg/kg			-	-	<0.01	-	-	-	-
	4-(2,4-Dichlorophenoxy)butyric Acid (2,4-DB)	mg/kg			-	-	<0.01	-	-	-	-
	4,4-DDE	mg/kg	0.05		-	-	<0.05	-	-	-	-
	a-BHC	mg/kg	0.05	24	-	-	<0.05	-	-	-	-
	Aldrin	mg/kg	0.05	18	-	-	<0.05	-	-	-	-
	Atrazine	mg/kg	0.05	1200	-	-	<0.05	-	-	-	-
	Azinophos methyl	mg/kg	0.05		-	-	<0.05	-	-	-	-
	b-BHC	mg/kg	0.05	8.1	-	-	<0.05	-	-	-	-
	Bentazone	mg/kg			-	-	<0.01	-	-	-	-
	Chlordane (cis)	mg/kg	0.05		-	-	<0.05	-	-	-	-
	Chlordane (trans)	mg/kg	0.05		-	-	<0.05	-	-	-	-
	Chlorfenvinphos	mg/kg	0.05		-	-	<0.05	-	-	-	-
	Chlorotoluron	mg/kg			-	-	<0.01	-	-	-	-
	Chlorpyrifos-methyl	mg/kg	0.05		-	-	<0.05	-	-	-	-
	Cyanazine	mg/kg			-	-	<0.01	-	-	-	-
	d-BHC	mg/kg	0.05		-	-	<0.05	-	-	-	-
	DDD	mg/kg	0.05		-	-	<0.05	-	-	-	-
	DDT	mg/kg	0.05		-	-	<0.05	-	-	-	-
	Chlorothalonil	mg/kg	0.05		-	-	-	-	-	-	-
	Diazinon	mg/kg	0.05		-	-	<0.05	-	-	-	-
	Dichlorvos	mg/kg	0.05	16	-	-	<0.05	-	-	-	-
	Dieldrin	mg/kg	0.05	18	-	-	<0.05	-	-	-	-
	Dimethoate	mg/kg	0.05		-	-	<0.05	-	-	-	-
	Disulfoton	mg/kg	0.05		-	-	-	-	-	-	-
	Diuron	mg/kg			-	-	<0.01	-	-	-	-
	Endosulfan I	mg/kg	0.05	1200	-	-	<0.05	-	-	-	-
	Endosulfan II	mg/kg	0.05		-	-	<0.05	-	-	-	-
	Endosulfan sulphate	mg/kg	0.05		-	-	-	-	-	-	-
	Endrin	mg/kg	0.05		-	-	<0.05	-	-	-	-
	Fenitrothion	mg/kg	0.05		-	-	<0.05	-	-	-	-
	Fenthion	mg/kg	0.05		-	-	<0.05	-	-	-	-
	Fluroxypyr	mg/kg			-	-	<0.01	-	-	-	-
	g-BHC (Lindane)	mg/kg	0.05	8.2	-	-	<0.05	-	-	-	-
	Heptachlor	mg/kg	0.05		-	-	<0.05	-	-	-	-
	Isodrin	mg/kg	0.05		-	-	<0.05	-	-	-	-
	Isoproturon	mg/kg			-	-	<0.01	-	-	-	-
	Linuron	mg/kg			-	-	<0.01	-	-	-	-
	Malathion	mg/kg	0.05		-	-	<0.05	-	-	-	-
	2-Methyl-4-chlorophenoxyacetic acid	mg/kg			-	-	<0.01	-	-	-	-
	2-Methyl-4-Chlorophenoxy Butanoic Acid	mg/kg			-	-	<0.01	-	-	-	-
	Mecoprop	mg/kg			-	-	<0.01	-	-	-	-
	Methoxychlor	mg/kg	0.05		-	-	<0.05	-	-	-	-
	Methyl parathion	mg/kg	0.05		-	-	<0.05	-	-	-	-
	Mevinphos (Phosdrin)	mg/kg	0.05		-	-	<0.05	-	-	-	-
	Nitroguanidine	mg/kg			-	-	<0.25	-	-	-	-
	o,p-DDD	mg/kg	0.05		-	-	<0.05	-	-	-	-
	o,p'-DDE	mg/kg	0.05		-	-	<0.05	-	-	-	-
	o,p-Methoxychlor	mg/kg	0.05		-	-	-	-	-	-	-
	Parathion	mg/kg	0.05		-	-	<0.05	-	-	-	-
	Pendimethalin	mg/kg	0.05		-	-	<0.05	-	-	-	-
	Permethrin	mg/kg	0.05		-	-	-	-	-	-	-

				Location Code	BH02301	BH02301	BH02302	BH02302	BH02302	BH02302	BH02302
				Sample Depth Range	0.7-0.7	1.3-1.5	0.05-0.05	0.05-0.5	0.3-0.5	0.8-1	1.3-1.5
				Sampled Date Time	30/04/2020	05/05/2020	17/03/2020	17/03/2020	17/03/2020	17/03/2020	19/03/2020
				LQM S4UL Public Open Space (POS) Residential - 1% SOM (GAC)							
Chem Group	**ChemName**	**output unit**	**EQL**								
	Permethrin II	mg/kg	0.05		-	-	-	-	-	-	-
	Phorate	mg/kg	0.05		-	-	<0.05	-	-	-	-
	Prometryn	mg/kg	0.05		-	-	<0.05	-	-	-	-
	Pronamide	mg/kg	0.05		-	-	<0.05	-	-	-	-
	Propazine	mg/kg	0.05		-	-	<0.05	-	-	-	-
	Simazine	mg/kg	0.05		-	-	<0.05	-	-	-	-
	Terbutryn	mg/kg	0.05		-	-	<0.05	-	-	-	-
	Terbutylazine	mg/kg	0.05		-	-	<0.05	-	-	-	-
	Triadimefon	mg/kg	0.05		-	-	<0.05	-	-	-	-
	Triallate	mg/kg	0.05		-	-	-	-	-	-	-
	Tricloovr	mg/kg			-	-	<0.01	-	-	-	-
	Trifluralin	mg/kg	0.05		-	-	<0.05	-	-	-	-
	Telodrin	mg/kg	0.05		-	-	-	-	-	-	-
Radionuclides	Caesium-137	Bq/kg	1.4		-	-	-	<1.6	-	-	-
	Protactinium-234m	Bq/kg	140		-	-	-	<200	-	-	-
	Americium-241	Bq/g	0.0022		-	-	-	<0.0033	-	-	-
	Beryllium-7	Bq/g	0.016		-	-	-	<0.035	-	-	-
	Cobalt-60	Bq/g	0.0015		-	-	-	<0.0019	-	-	-
	Gross alpha	Bq/kg	54		-	-	-	178	-	-	-
	Gross beta	Bq/kg	87		-	-	-	371	-	-	-
	Lead-210	Bq/kg	22		-	-	-	<32	-	-	-
	Potassium-40	Bq/kg	2		-	-	-	237	-	-	-
	Radium -224	Bq/g	0.022		-	-	-	<0.036	-	-	-
	Radium-226	Bq/g	0.0005		-	-	-	<0.025 - 0.0127	-	-	-
	Thorium-228	Bq/g	0.0005		-	-	-	0.0197	-	-	-
	Thorium-230	Bq/g	0.0005		-	-	-	0.022	-	-	-
	Thorium-232	Bq/g	0.0005		-	-	-	0.02	-	-	-
	Thorium-234	Bq/g	0.025		-	-	-	<0.034	-	-	-
	Uranium-234	Bq/g	0.0005		-	-	-	0.0169	-	-	-
	Uranium-235	Bq/g	0.0005		-	-	-	<0.0017	-	-	-
SVOC TIC	SVOC TICS - Detect	Detect			-	-	1	-	0	0	0
	SVOC Tentatively Identified Compounds	mg/kg	0.1		-	-	1.34	-	<1	<1	<1
VOC TIC	VOC Tentatively Identified Compounds	mg/kg	0.05		-	-	0	-	0	0	<0.05
Explosives	2,2,4,4,6,6-Hexanitrostilbene	mg/kg			-	-	<0.5	-	-	-	-
	2,4,6-Trinitrotoluene (TNT)	mg/kg		130	-	-	<0.1	-	-	-	-
	2,4,6-trinitrophenyl	mg/kg			-	-	<0.1	-	-	-	-
	HMX	mg/kg		13000	-	-	<2	-	-	-	-
	Ethylene glycol dinitrate	mg/kg			-	-	<1	-	-	-	-
	Nitrocellulose (12% N)	mg/kg			-	-	<5000	-	-	-	-
	Nitroglycerine	mg/kg			-	-	<1	-	-	-	-
	PETN	mg/kg			-	-	<5	-	-	-	-
	RDX	mg/kg		26000	-	-	<2	-	-	-	-
	Tetryl	mg/kg			-	-	<1	-	-	-	-
NA	Actinium-228	Bq/kg	2		-	-	-	20.1	-	-	-
	Caesium-134	Bq/kg	1.7		-	-	-	<2.1	-	-	-
	Bismuth-212	Bq/kg	19		-	-	-	<23	-	-	-
	Bismuth-214	Bq/kg	2		-	-	-	16.9	-	-	-
	Lead-212	Bq/kg	2		-	-	-	19.2	-	-	-
	Lead-214	Bq/kg	2		-	-	-	19.3	-	-	-
	Thallium-208	Bq/kg	2		-	-	-	5.3	-	-	-
Other	Temperature	°C			14.5	19.4	20.1	-	19.7	18.4	20
	Conductivity @ 20oC	uS/cm	14		129 - 133	58.2 - 59.7	382 - 389	-	168 - 206	99.4 - 103	72.2 - 77.5
	Organic Matter	%	0.35		-	-	-	-	-	-	-
	Moisture Content (dried @35oC)	%			14	23	16	-	17	18	22
	pH (Lab)	pH Units	1		8.21 - 9.24	7.85 - 8.87	8.09 - 8.51	-	8.03 - 8.56	7.34 - 8.7	7.88 - 8.76
	Total Organic Carbon	%	0.2		<0.2	<0.2	1.64	-	0.464	<0.2	<0.2

Environmental Standards Comments
#1:GAC is only presented as speciated chromium. 7.7mg/kg is used for hexavalent. If hexavalent chromium (CrVI) data is available, a value of 1,500mg/kg may be appropriate for the remaining trivalent chromium (CrIII).
#2:C4SL for lead adopted
#3:GAC only presented as speciated mercury. 16mg/kg is used for elemental mercury. If the CSM indicates that elemental mercury is not a CoC and mercury is present in an inorganic form, a value of 120mg/kg for inorganic mercury may be appropriate
#4:Updated S4UL for nickel
#5:S4UL exceeds solubility saturation limit
#6:Criteria derived for Ali>C16-C35 split between Ali>C16-21 & Ali>C21-35. Requires summation of fractions to use Ali>C16-C35 criteria.
#7:Criteria presented is for p-xylene. A separate value is presented for o-xylene.
#8:S4UL based on a threshold protective of direct skin contact with phenol

Key

<0.6	Result MDL exceeds GAC
27.8	Result exceeds GAC

Notes
Where a range is given a determinand has been analysed for by more than one method

				Location Code	BH02304	BH02304	BH02304	BH02304	BH02305	BH02305	BH02305
				Sample Depth Range	0.05-0.05	0.05-0.05	0.2-0.2	0.35-0.35	0.05-0.05	0.05-0.05	0.95-0.95
				Sampled Date Time	23/04/2020	23/04/2020	23/04/2020	23/04/2020	28/04/2020	28/04/2020	28/04/2020
				LQM S4UL Public Open Space (POS) Residential - 1% SOM (GAC)							
Chem_Group	**ChemName**	**output unit**	**EQL**								
Metals	Antimony	mg/kg	0.6		1.35	-	<0.6	<0.6	1.36	-	3.35
	Arsenic	mg/kg	0.6	79	5.1	-	5.37	<0.6	11.3	-	13
	Barium	mg/kg	0.6		-	-	-	-	-	-	-
	Beryllium	mg/kg	0.01	2.2	-	-	-	-	-	-	-
	Boron	mg/kg	1	21000	1.38	-	1.1	<1	<1	-	1.55
	Cadmium	mg/kg	0.02	120	0.407	-	0.463	0.277	0.313	-	0.251
	Chromium (hexavalent)	mg/kg	0.6	7.7	<0.6	-	<0.6	<0.6	<0.6	-	<0.6
	Chromium	mg/kg	0.9	[#1]	19.5	-	18.3	0.982	29.3	-	27.8
	Copper	mg/kg	1.4	12000	11.3	-	11.5	<1.4	22	-	43.4
	Lead	mg/kg	0.7	630[#2]	23.8	-	22.9	<0.7	67.2	-	150
	Mercury	mg/kg	0.14	[#3]	<0.14	-	<0.14	<0.14	<0.14	-	<0.14
	Molybdenum	mg/kg	0.1		0.759	-	0.205	<0.1	0.418	-	1.04
	Nickel	mg/kg	0.2	230[#4]	12.2	-	11.7	1.02	27	-	27
	Selenium	mg/kg	1	1100	<1	-	<1	<1	<1	-	<1
	Vanadium	mg/kg	0.2	2000	19.2	-	17.7	1.29	39.8	-	39.2
	Zinc	mg/kg	1.9	81000	59.5	-	58.5	9.66	88	-	137
Asbestos	Anthophyllite	Detect			0	-	0	0	0	-	0
	Asbestos Analysts Comments	-			-	-	-	-	-	-	-
	Asbestos PCOM Quantification	%	0.001		-	-	-	-	-	-	-
	Asbestos Quantification Total	%	0.001		-	-	-	-	-	-	-
	Asbestos: Actinolite	Detect			0	-	0	0	0	-	0
	Additional Asbestos Components (Using TM048)	Comment			-	-	-	-	-	-	-
	Crocidolite Asbestos	Detect			0	-	0	0	0	-	0
	Asbestos Gravimetric Quantification	%	0.001		-	-	-	-	-	-	-
	Chrysotile Asbestos	Detect			0	-	0	0	0	-	0
	Amosite Asbestos	Detect			0	-	0	0	0	-	0
	Non-Asbestos Fibre	Detect			0	-	0	0	0	-	0
	Tremolite	Detect			0	-	0	0	0	-	0
Inorganics	Alkalinity (total) as CaCO3	mg/kg	10		-	-	-	-	-	-	-
	Ammoniacal Nitrogen as N	mg/kg	12		19.9	-	<12	<12	<12	-	<12
	Cyanide (Free)	mg/kg	1		<1	-	<1	<1	<1	-	<1
	Cyanide Total	mg/kg	1		<1	-	<1	<1	<1	-	<1
	cyanides-complex	mg/kg	1		<1	-	<1	<1	<1	-	<1
	Nitrite (as N)	mg/kg	0.03		-	-	-	-	-	-	-
	Sulphate	mg/kg	200		-	-	-	-	-	-	-
PAH	Naphthalene	mg/kg	0.009	4900	<0.1 - 0.0106	-	<0.009	<0.009	<0.1 - 0.0164	-	<0.1 - 0.0169
	Acenaphthene	mg/kg	0.008	15000	<0.1 - 0.0135	-	<0.1 - 0.00959	<0.008	<0.1 - 0.0243	-	<0.1 - 0.0249
	Acenaphthylene	mg/kg	0.012	15000	<0.1 - 0.037	-	<0.1 - 0.0268	<0.012	<0.1 - 0.0662	-	<0.1 - 0.0642
	Fluoranthene	mg/kg	0.017	3100	0.56 - 0.712	-	0.534 - 0.573	<0.017	1.08 - 1.49	-	1.19 - 3.11
	Anthracene	mg/kg	0.016	74000	<0.1 - 0.0411	-	<0.1 - 0.0371	<0.016	<0.1 - 0.11	-	0.111 - 0.311
	Phenanthrene	mg/kg	0.015	3100	0.224 - 0.275	-	0.206 - 0.234	<0.015	0.524 - 0.55	-	0.399 - 0.955
	Fluorene	mg/kg	0.01	9900	<0.1 - 0.0169	-	<0.1 - 0.0127	<0.01	<0.1 - 0.0251	-	<0.1 - 0.0229
	Chrysene	mg/kg	0.01	57	0.302 - 0.325	-	0.241 - 0.304	<0.01	0.611 - 0.707	-	0.608 - 1.37
	Pyrene	mg/kg	0.015	7400	0.573 - 0.594	-	0.427 - 0.585	<0.015	1.14 - 1.34	-	1.07 - 2.96
	Benzo(a)anthracene	mg/kg	0.014	29	0.28 - 0.285	-	0.217 - 0.269	<0.014	0.536 - 0.754	-	0.634 - 1.46
	Benzo(b)fluoranthene	mg/kg	0.015	7.1	0.392 - 0.512	-	0.316 - 0.393	<0.015	0.764 - 0.855	-	1.06 - 1.71
	Benzo(k)fluoranthene	mg/kg	0.014	190	0.17 - 0.28	-	0.122 - 0.246	<0.014	0.251 - 0.57	-	0.339 - 1.04
	Benzo(a)pyrene	mg/kg	0.015	5.7	0.258 - 0.322	-	0.24 - 0.246	<0.015	0.57 - 0.864	-	0.712 - 1.44
	Dibenz(a,h)anthracene	mg/kg	0.023	0.57	<0.1 - 0.0438	-	<0.1 - 0.0318	<0.023	<0.1 - 0.115	-	0.105 - 0.173
	Benzo(g,h,i)perylene	mg/kg	0.024	640	0.213 - 0.255	-	0.176 - 0.187	<0.024	0.467 - 0.632	-	0.61 - 1.01
	Indeno(1,2,3-c,d)pyrene	mg/kg	0.018	82	0.267 - 0.325	-	0.194 - 0.269	<0.018	0.627 - 0.674	-	0.618 - 1.55
	PAH 16 Total	mg/kg	0.118		3.86	-	2.88	<0.118	8.37	-	7.59
TPH CWG	>C5-C6 Aliphatics	mg/kg	0.01	(sat)570000[#5]	<0.01	-	<0.01	<0.01	<0.01	-	<0.01
	>C6-C8 Aliphatics	mg/kg	0.01	600000	0.0224	-	<0.01	<0.01	<0.01	-	<0.01
	>C10-C44 Aliphatics	mg/kg	5		16.3	-	6.06	<5	5.26	-	11.3
	>C10-C44 Aliphatics/Aromatics	mg/kg	10		36.1	-	17	<10	23.5	-	74.6
	>C8-C10 Aliphatics	mg/kg	0.01	13000	0.0202	-	<0.01	<0.01	<0.01	-	<0.01
	>C10-C12 Aliphatics	mg/kg	0.01	13000	<1	-	<1	<1	<1	-	<1
	>C12-C16 Aliphatics	mg/kg	0.1	13000	<1	-	<1	<1	<1	-	<1
	>C16-C21 Aliphatics	mg/kg	0.1	125000[#6]	<1	-	<1	<1	<1	-	<1
	>C21-C35 Aliphatics	mg/kg	0.1	125000[#6]	13.2	-	5.56	<1	5.14	-	8.64
	>C35-C44 Aliphatics	mg/kg	0.1	250000	2.25	-	<1	<1	<1	-	2.43
	>C5-C10 Aliphatics	mg/kg	0.05		<0.05	-	<0.05	<0.05	<0.05	-	<0.05
	Total Aliphatics >C12-C44	mg/kg	0.1		-	-	-	-	-	-	-
	>EC5-EC10 Aromatics	mg/kg	0.05		<0.05	-	<0.05	<0.05	<0.05	-	<0.05
	>EC6-EC7 Aromatics	mg/kg	0.01		<0.01	-	<0.01	<0.01	<0.01	-	<0.01
	>EC7-EC8 Aromatics	mg/kg	0.01	56000	<0.01	-	<0.01	<0.01	<0.01	-	<0.01
	>EC8-EC10 Aromatics	mg/kg	0.01	5000	0.0134	-	<0.01	<0.01	<0.01	-	<0.01
	>EC10-EC12 Aromatics	mg/kg	0.01	5000	<1	-	<1	<1	<1	-	<1
	>EC10-EC44 Aromatics	mg/kg	5		19.8	-	10.9	<5	18.2	-	63.4
	>EC12-EC16 Aromatics	mg/kg	0.1	5100	<1	-	<1	<1	<1	-	<1
	>EC16-EC21 Aromatics	mg/kg	0.1	3800	2.78	-	1.55	<1	3.8	-	13.1
	>EC21-EC35 Aromatics	mg/kg	0.1	3800	14.6	-	8.06	<1	13.4	-	43.6
	>EC35-EC44 Aromatics	mg/kg	0.1	3800	2.42	-	<1	<1	<1	-	5.94
	>EC40-EC44 Aromatics	mg/kg	0.1		<1	-	<1	<1	<1	-	1.42
	>EC12-EC44 Aromatics	mg/kg	0.1		-	-	-	-	-	-	-
	TPH Aliphatics & Aromatics >C5-44	mg/kg	0.1		36.1	-	17	<10	23.5	-	74.6
TPH	>C5-C6	mg/kg	0.02		-	-	-	-	-	-	-

				Location Code	BH02304	BH02304	BH02304	BH02304	BH02305	BH02305	BH02305
				Sample Depth Range	0.05-0.05	0.05-0.05	0.2-0.2	0.35-0.35	0.05-0.05	0.05-0.05	0.95-0.95
				Sampled Date Time	23/04/2020	23/04/2020	23/04/2020	23/04/2020	28/04/2020	28/04/2020	28/04/2020
				LQM S4UL Public Open Space (POS) Residential - 1% SOM (GAC)							
Chem_Group	**ChemName**	**output unit**	**EQL**								
	>C6-C7	mg/kg	0.02		-	-	-	-	-	-	-
	>C7-C8	mg/kg	0.02		-	-	-	-	-	-	-
	>C8-C10	mg/kg	0.02		-	-	-	-	-	-	-
	>C10-C12	mg/kg	0.02		-	-	-	-	-	-	-
	>C12-C16	mg/kg	35		-	-	-	-	-	-	-
	>C16-C21	mg/kg	35		-	-	-	-	-	-	-
	>C21-C28	mg/kg	35		-	-	-	-	-	-	-
	>C28-C35	mg/kg	35		-	-	-	-	-	-	-
	>C35-C40	mg/kg	35		-	-	-	-	-	-	-
	GRO >C5-10	mg/kg	0.02		<0.02	-	<0.02	<0.02	<0.02	-	<0.02
	TPH >C6-C40	mg/kg	10		-	-	-	-	-	-	-
	EPH>C5-40	mg/kg	35		-	-	-	-	-	-	-
	EPH >C10-40	mg/kg	35		-	-	-	-	-	-	-
	GRO >C5-12	mg/kg	0.1		-	-	-	-	-	-	-
	Total Petroleum Hydrocarbons	mg/kg	35		-	-	-	-	-	-	-
BTEX and MTBE	Benzene	mg/kg	0.009	72	<0.18	-	<0.009	<0.009	<0.18	-	<0.18
	Toluene	mg/kg	0.007	56000	<0.14	-	<0.007	<0.007	<0.14	-	<0.14
	Ethylbenzene	mg/kg	0.004	24000	<0.08	-	<0.004	<0.004	<0.08	-	<0.08
	Xylene (m & p)	mg/kg	0.01	41000[87]	<0.2	-	<0.01	<0.01	<0.2	-	<0.2
	Xylene (o)	mg/kg	0.01	41000	<0.2	-	<0.01	<0.01	<0.2	-	<0.2
	Xylene Total	mg/kg	0.02		<0.4	-	<0.02	<0.02	<0.4	-	<0.4
	MTBE	mg/kg	0.01		<0.2	-	<0.01	<0.01	<0.2	-	<0.2
	Total BTEX	mg/kg	0.04		<0.8	-	<0.04	<0.04	<0.8	-	<0.8
VOC	Styrene	mg/kg	0.01		<0.2	-	<0.01	<0.01	<0.2	-	<0.2
	cis-1,3-dichloropropene	mg/kg	0.01		<0.2	-	<0.01	<0.01	<0.2	-	<0.2
	trans-1,3-dichloropropene	mg/kg	0.01		<0.2	-	<0.01	<0.01	<0.2	-	<0.2
	1,1,1,2-tetrachloroethane	mg/kg	0.01	1400	<0.2	-	<0.01	<0.01	<0.2	-	<0.2
	1,1,1-trichloroethane	mg/kg	0.007	140000	<0.14	-	<0.007	<0.007	<0.14	-	<0.14
	1,1,2,2-tetrachloroethane	mg/kg	0.01	1400	<0.2	-	<0.01	<0.01	<0.2	-	<0.2
	1,1,2-trichloroethane	mg/kg	0.01		<0.2	-	<0.01	<0.01	<0.2	-	<0.2
	1,1-dichloroethane	mg/kg	0.008		<0.16	-	<0.008	<0.008	<0.16	-	<0.16
	1,1-dichloroethene	mg/kg	0.01		<0.2	-	<0.01	<0.01	<0.2	-	<0.2
	1,1-dichloropropene	mg/kg	0.01		<0.2	-	<0.01	<0.01	<0.2	-	<0.2
	1,2,3-trichloropropane	mg/kg	0.016		<0.32	-	<0.016	<0.016	<0.32	-	<0.32
	1,2,4-trimethylbenzene	mg/kg	0.009		<0.18	-	<0.009	<0.009	<0.18	-	<0.18
	1,2-dibromo-3-chloropropane	mg/kg	0.014		<0.28	-	<0.014	<0.014	<0.28	-	<0.28
	1,2-dibromoethane	mg/kg	0.01		<0.2	-	<0.01	<0.01	<0.2	-	<0.2
	1,2-dichloroethane	mg/kg	0.005	29	<0.1	-	<0.005	<0.005	<0.1	-	<0.1
	1,2-dichloropropane	mg/kg	0.01		<0.2	-	<0.01	<0.01	<0.2	-	<0.2
	1,3,5-trimethylbenzene	mg/kg	0.008		<0.16	-	<0.008	<0.008	<0.16	-	<0.16
	1,3-dichloropropane	mg/kg	0.007		<0.14	-	<0.007	<0.007	<0.14	-	<0.14
	2,2-dichloropropane	mg/kg	0.01		<0.2	-	<0.01	<0.01	<0.2	-	<0.2
	2-chlorotoluene	mg/kg	0.009		<0.18	-	<0.009	<0.009	<0.18	-	<0.18
	4-chlorotoluene	mg/kg	0.01		<0.2	-	<0.01	<0.01	<0.2	-	<0.2
	Bromobenzene	mg/kg	0.01		<0.2	-	<0.01	<0.01	<0.2	-	<0.2
	Bromochloromethane	mg/kg	0.01		<0.2	-	<0.01	<0.01	<0.2	-	<0.2
	Bromodichloromethane	mg/kg	0.007		<0.14	-	<0.007	<0.007	<0.14	-	<0.14
	Bromoform	mg/kg	0.01		<0.2	-	<0.01	<0.01	<0.2	-	<0.2
	Bromomethane	mg/kg	0.01		<0.2	-	<0.01	<0.01	<0.2	-	<0.2
	Carbon disulfide	mg/kg	0.007	11000	<0.14	-	<0.007	<0.007	<0.14	-	<0.14
	Carbon tetrachloride	mg/kg	0.01	890	<0.2	-	<0.01	<0.01	<0.2	-	<0.2
	Chlorodibromomethane	mg/kg	0.01		<0.2	-	<0.01	<0.01	<0.2	-	<0.2
	Chloroethane	mg/kg	0.01		<0.2	-	<0.01	<0.01	<0.2	-	<0.2
	Chloroform	mg/kg	0.008	2500	<0.16	-	<0.008	<0.008	<0.16	-	<0.16
	Chloromethane	mg/kg	0.007		<0.14	-	<0.007	<0.007	<0.14	-	<0.14
	cis-1,2-dichloroethene	mg/kg	0.006		<0.12	-	<0.006	<0.006	<0.12	-	<0.12
	Dibromomethane	mg/kg	0.009		<0.18	-	<0.009	<0.009	<0.18	-	<0.18
	Dichlorodifluoromethane	mg/kg	0.006		<0.12	-	<0.006	<0.006	<0.12	-	<0.12
	Dichloromethane	mg/kg	0.01		<0.2	-	<0.01	<0.01	<0.2	-	<0.2
	Isopropylbenzene	mg/kg	0.005		<0.1	-	<0.005	<0.005	<0.1	-	<0.1
	n-butylbenzene	mg/kg	0.011		<0.22	-	<0.011	<0.011	<0.22	-	<0.22
	n-propylbenzene	mg/kg	0.01		<0.2	-	<0.01	<0.01	<0.2	-	<0.2
	p-isopropyltoluene	mg/kg	0.01		<0.2	-	<0.01	<0.01	<0.2	-	<0.2
	sec-butylbenzene	mg/kg	0.01		<0.2	-	<0.01	<0.01	<0.2	-	<0.2
	Trichloroethene	mg/kg	0.009	120	<0.18	-	<0.009	<0.009	<0.18	-	<0.18
	tert-butylbenzene	mg/kg	0.014		<0.28	-	<0.014	<0.014	<0.28	-	<0.28
	Tetrachloroethene	mg/kg	0.005	1400	<0.1	-	<0.005	<0.005	<0.1	-	<0.1
	trans-1,2-dichloroethene	mg/kg	0.01		<0.2	-	<0.01	<0.01	<0.2	-	<0.2
	Trichlorofluoromethane	mg/kg	0.006		<0.12	-	<0.006	<0.006	<0.12	-	<0.12
	Vinyl chloride	mg/kg	0.006	3.5	<0.12	-	<0.006	<0.006	<0.12	-	<0.12
	tert-Amyl methyl ether	mg/kg	0.01		<0.2	-	<0.01	<0.01	<0.2	-	<0.2
VOC/SVOC	1,2,3-trichlorobenzene	mg/kg	0.02	1800	<0.4	-	<0.02	<0.02	<0.4	-	<0.4
	1,2,4-trichlorobenzene	mg/kg	0.02	15000	<0.1	-	<0.02	<0.02	<0.1	-	<0.1
	1,2-dichlorobenzene	mg/kg	0.01	90000	<0.1	-	<0.01	<0.01	<0.1	-	<0.1
	1,3,5-Trichlorobenzene	mg/kg	0.02	1700	-	-	-	-	-	-	-
	1,3-dichlorobenzene	mg/kg	0.008	300	<0.1	-	<0.008	<0.008	<0.1	-	<0.1
	1,4-dichlorobenzene	mg/kg	0.005	17000	<0.1	-	<0.005	<0.005	<0.1	-	<0.1

				Location Code	BH02304	BH02304	BH02304	BH02304	BH02305	BH02305	BH02305
				Sample Depth Range	0.05-0.05	0.05-0.05	0.2-0.2	0.35-0.35	0.05-0.05	0.05-0.05	0.95-0.95
				Sampled Date Time	23/04/2020	23/04/2020	23/04/2020	23/04/2020	28/04/2020	28/04/2020	28/04/2020
				LQM S4UL Public Open Space (POS) Residential - 1% SOM (GAC)							
Chem_Group	**ChemName**	**output unit**	**EQL**								
	Chlorobenzene	mg/kg	0.005	11000	<0.1	-	<0.005	<0.005	<0.1	-	<0.1
	Hexachlorobutadiene	mg/kg	0.02	25	<0.1	-	<0.02	<0.02	<0.1	-	<0.1
SVOC	4-bromophenyl phenyl ether	mg/kg	0.1		<0.1	-	<0.1	<0.1	<0.1	-	<0.1
	4-nitroaniline	mg/kg	0.1		<0.1	-	<0.1	<0.1	<0.1	-	<0.1
	4-nitrophenol	mg/kg	0.1		<0.1	-	<0.1	<0.1	<0.1	-	<0.1
	2,4,5-trichlorophenol	mg/kg	0.1		<0.01	-	<0.1	<0.1	<0.01	-	<0.1
	2,4,6-trichlorophenol	mg/kg	0.1		<0.1	-	<0.1	<0.1	<0.1	-	<0.1
	2,4-dichlorophenol	mg/kg	0.1		<0.1	-	<0.1	<0.1	<0.1	-	<0.1
	2,4-dimethylphenol	mg/kg	0.1		<0.1	-	<0.1	<0.1	<0.1	-	<0.1
	2,4-dinitrotoluene	mg/kg	0.1		<0.1	-	<0.1	<0.1	<0.1	-	<0.1
	2,6-dinitrotoluene	mg/kg	0.1		<0.1	-	<0.1	<0.1	<0.1	-	<0.1
	2-chloronaphthalene	mg/kg	0.1		<0.1	-	<0.1	<0.1	<0.1	-	<0.1
	2-chlorophenol	mg/kg	0.1		<0.1	-	<0.1	<0.1	<0.1	-	<0.1
	2-methylnaphthalene	mg/kg	0.1		<0.1	-	<0.1	<0.1	<0.1	-	<0.1
	2-methylphenol	mg/kg	0.1		<0.1	-	<0.1	<0.1	<0.1	-	<0.1
	2-nitroaniline	mg/kg	0.1		<0.1	-	<0.1	<0.1	<0.1	-	<0.1
	2-nitrophenol	mg/kg	0.1		<0.1	-	<0.1	<0.1	<0.1	-	<0.1
	3-nitroaniline	mg/kg	0.1		<0.1	-	<0.1	<0.1	<0.1	-	<0.1
	4-chloro-3-methylphenol	mg/kg	0.1		<0.1	-	<0.1	<0.1	<0.1	-	<0.1
	4-chloroaniline	mg/kg	0.1		<0.1	-	<0.1	<0.1	<0.1	-	<0.1
	4-chlorophenyl phenyl ether	mg/kg	0.1		<0.1	-	<0.1	<0.1	<0.1	-	<0.1
	4-methylphenol	mg/kg	0.1		<0.1	-	<0.1	<0.1	<0.1	-	<0.1
	Azobenzene	mg/kg	0.1		<0.1	-	<0.1	<0.1	<0.1	-	<0.1
	Bis(2-chloroethoxy) methane	mg/kg	0.1		<0.1	-	<0.1	<0.1	<0.1	-	<0.1
	Bis(2-chloroethyl)ether	mg/kg	0.1		<0.1	-	<0.1	<0.1	<0.1	-	<0.1
	Bis(2-chloroisopropyl) ether	mg/kg	0.1		<0.1	-	<0.1	<0.1	<0.1	-	<0.1
	Bis(2-ethylhexyl) phthalate	mg/kg	0.1		<0.1	-	<0.1	<0.1	<0.1	-	<0.1
	Butyl benzyl phthalate	mg/kg	0.1		<0.1	-	<0.1	<0.1	<0.1	-	<0.1
	Carbazole	mg/kg	0.1		<0.1	-	<0.1	<0.1	<0.1	-	<0.1
	Dibenzofuran	mg/kg	0.1		<0.1	-	<0.1	<0.1	<0.1	-	<0.1
	Diethylphthalate	mg/kg	0.1		<0.1	-	<0.1	<0.1	<0.1	-	<0.1
	Dimethyl phthalate	mg/kg	0.1		<0.1	-	<0.1	<0.1	<0.1	-	<0.1
	Di-n-butyl phthalate	mg/kg	0.1		<0.1	-	<0.1	<0.1	<0.1	-	<0.1
	Di-n-octyl phthalate	mg/kg	0.1		<0.1	-	<0.1	<0.1	<0.1	-	<0.1
	Hexachlorobenzene	mg/kg	0.05	16	<0.1	-	<0.1	<0.1	<0.05	-	<0.1
	Hexachlorocyclopentadiene	mg/kg	0.1		<0.1	-	<0.1	<0.1	<0.1	-	<0.1
	Hexachloroethane	mg/kg	0.1		<0.1	-	<0.1	<0.1	<0.1	-	<0.1
	Isophorone	mg/kg	0.1		<0.1	-	<0.1	<0.1	<0.1	-	<0.1
	Nitrobenzene	mg/kg	0.1		<0.1	-	<0.1	<0.1	<0.1	-	<0.1
	N-nitrosodi-n-propylamine	mg/kg	0.1		<0.1	-	<0.1	<0.1	<0.1	-	<0.1
	Pentachloronitrobenzene	mg/kg	0.05		-	-	-	-	-	-	-
	Pentachlorophenol	mg/kg	0.1	60	<0.1	-	<0.1	<0.1	<0.1	-	<0.1
PCB	Heptachlorobiphenyl, 2,3,3,4,4,5,5- (PCB 189)	mg/kg	0.003		<0.003	-	<0.003	<0.003	<0.003	-	<0.003
	Hexachlorobiphenyl, 2,3,3,4,4,5- (PCB 156)	mg/kg	0.003		<0.003	-	<0.003	<0.003	<0.003	-	<0.003
	Hexachlorobiphenyl, 2,3,3,4,4,5- (PCB 157)	mg/kg	0.003		<0.003	-	<0.003	<0.003	<0.003	-	<0.003
	Hexachlorobiphenyl, 2,3,4,4,5,5- (PCB 167)	mg/kg	0.003		<0.003	-	<0.003	<0.003	<0.003	-	<0.003
	Hexachlorobiphenyl, 3,3,4,4,5,5- (PCB 169)	mg/kg	0.003		<0.003	-	<0.003	<0.003	<0.003	-	<0.003
	PCB 101	mg/kg	0.003		<0.003	-	<0.003	<0.003	<0.003	-	<0.003
	PCB 118	mg/kg	0.003		<0.003	-	<0.003	<0.003	<0.003	-	<0.003
	PCB 138	mg/kg	0.003		<0.003	-	<0.003	<0.003	<0.003	-	<0.003
	PCB 153	mg/kg	0.003		<0.003	-	<0.003	<0.003	<0.003	-	<0.003
	PCB 180	mg/kg	0.003		<0.003	-	<0.003	<0.003	<0.003	-	<0.003
	PCB 28	mg/kg	0.003		<0.003	-	<0.003	<0.003	<0.003	-	<0.003
	PCB 52	mg/kg	0.003		<0.003	-	<0.003	<0.003	<0.003	-	<0.003
	Pentachlorobiphenyl, 2,3,3,4,4- (PCB 105)	mg/kg	0.003		<0.003	-	<0.003	<0.003	<0.003	-	<0.003
	Pentachlorobiphenyl, 2,3,4,4,5- (PCB 114)	mg/kg	0.003		<0.003	-	<0.003	<0.003	<0.003	-	<0.003
	Pentachlorobiphenyl, 2,3,4,4,5- (PCB 123)	mg/kg	0.003		<0.003	-	<0.003	<0.003	<0.003	-	<0.003
	Pentachlorobiphenyl, 3,3,4,4,5- (PCB 126)	mg/kg	0.003		<0.003	-	<0.003	<0.003	<0.003	-	<0.003
	Tetrachlorobiphenyl, 3,3,4,4- (PCB 77)	mg/kg	0.003		<0.003	-	<0.003	<0.003	<0.003	-	<0.003
	Tetrachlorobiphenyl, 3,4,4,5- (PCB 81)	mg/kg	0.003		<0.003	-	<0.003	<0.003	<0.003	-	<0.003
	Total PCB 7 Congeners	mg/kg	0.021		<0.021	-	<0.021	<0.021	<0.021	-	<0.021
	Total PCB WHO 12	mg/kg	0.036		<0.036	-	<0.036	<0.036	<0.036	-	<0.036
Phenolics	Xylenols	mg/kg	0.015		<0.015	-	<0.015	<0.015	<0.015	-	<0.015
	Cresol Total	mg/kg	0.01		0.0224	-	<0.01	<0.01	0.0342	-	<0.01
	Phenol	mg/kg	0.01	(dir)760[#8]	<0.01	-	<0.01	<0.01	<0.01	-	<0.01
	Phenols Monohydric	mg/kg	0.035		<0.035	-	<0.035	<0.035	<0.035	-	<0.035
Organotins	Dibutyltin	mg/kg			-	-	-	-	-	-	-
	Monophenyltin	mg/kg			<0.02	-	<0.02	<0.02	<0.02	-	<0.02
	Diphenyltin	mg/kg			-	-	-	-	-	-	-
	Monobutyltin	mg/kg			-	-	-	-	-	-	-
	Tetrabutyltin	mg/kg			-	-	-	-	-	-	-
	Tributyltin	mg/kg			<0.02	-	<0.02	<0.02	<0.02	-	<0.02
	Triphenyltin	mg/kg			-	-	-	-	-	-	-
Pesticides	Heptachlor epoxide	mg/kg	0.05		<0.1	-	-	-	<0.05	-	-
	Tecnazene	mg/kg	0.05		-	-	-	-	-	-	-
	2,4,5-TP (Silvex)	mg/kg			<0.01	-	-	-	<0.01	-	-
	Hedonal	mg/kg			<0.01	-	-	-	<0.01	-	-

				Location Code	BH02304	BH02304	BH02304	BH02304	BH02305	BH02305	BH02305
				Sample Depth Range	0.05-0.05	0.05-0.05	0.2-0.2	0.35-0.35	0.05-0.05	0.05-0.05	0.95-0.95
				Sampled Date Time	23/04/2020	23/04/2020	23/04/2020	23/04/2020	28/04/2020	28/04/2020	28/04/2020
			LQM S4UL Public Open Space (POS) Residential - 1% SOM (GAC)								
Chem_Group	**ChemName**	**output unit**	**EQL**								
	2,4-DDT	mg/kg	0.05		<0.1	-	-	-	<0.05	-	-
	2,4-Dichlorprop	mg/kg			<0.01	-	-	-	<0.01	-	-
	4-(2,4-Dichlorophenoxy)butyric Acid (2,4-DB)	mg/kg			<0.01	-	-	-	<0.01	-	-
	4,4-DDE	mg/kg	0.05		<0.1	-	-	-	<0.05	-	-
	a-BHC	mg/kg	0.05	24	<0.1	-	-	-	<0.05	-	-
	Aldrin	mg/kg	0.05	18	<0.1	-	-	-	<0.05	-	-
	Atrazine	mg/kg	0.05	1200	<0.1	-	-	-	<0.05	-	-
	Azinophos methyl	mg/kg	0.05		<0.1	-	-	-	<0.05	-	-
	b-BHC	mg/kg	0.05	8.1	<0.1	-	-	-	<0.05	-	-
	Bentazone	mg/kg			<0.01	-	-	-	<0.01	-	-
	Chlordane (cis)	mg/kg	0.05		<0.1	-	-	-	<0.05	-	-
	Chlordane (trans)	mg/kg	0.05		<0.1	-	-	-	<0.05	-	-
	Chlorfenvinphos	mg/kg	0.05		<0.1	-	-	-	<0.05	-	-
	Chlorotoluron	mg/kg			<0.01	-	-	-	<0.01	-	-
	Chlorpyrifos-methyl	mg/kg	0.05		<0.1	-	-	-	<0.05	-	-
	Cyanazine	mg/kg			<0.01	-	-	-	<0.01	-	-
	d-BHC	mg/kg	0.05		<0.1	-	-	-	<0.05	-	-
	DDD	mg/kg	0.05		<0.1	-	-	-	<0.05	-	-
	DDT	mg/kg	0.05		<0.1	-	-	-	<0.1	-	-
	Chlorothalonil	mg/kg	0.05		-	-	-	-	-	-	-
	Diazinon	mg/kg	0.05		<0.1	-	-	-	<0.05	-	-
	Dichlorvos	mg/kg	0.05	16	<0.1	-	-	-	<0.05	-	-
	Dieldrin	mg/kg	0.05	18	<0.1	-	-	-	<0.05	-	-
	Dimethoate	mg/kg	0.05		<0.1	-	-	-	<0.05	-	-
	Disulfoton	mg/kg	0.05		-	-	-	-	-	-	-
	Diuron	mg/kg			<0.01	-	-	-	<0.01	-	-
	Endosulfan I	mg/kg	0.05	1200	<0.1	-	-	-	<0.05	-	-
	Endosulfan II	mg/kg	0.05		<0.1	-	-	-	<0.05	-	-
	Endosulfan sulphate	mg/kg	0.05		-	-	-	-	-	-	-
	Endrin	mg/kg	0.05		<0.1	-	-	-	<0.05	-	-
	Fenitrothion	mg/kg	0.05		<0.1	-	-	-	<0.05	-	-
	Fenthion	mg/kg	0.05		<0.1	-	-	-	<0.05	-	-
	Fluroxypyr	mg/kg			<0.01	-	-	-	<0.01	-	-
	g-BHC (Lindane)	mg/kg	0.05	8.2	<0.1	-	-	-	<0.05	-	-
	Heptachlor	mg/kg	0.05		<0.1	-	-	-	<0.05	-	-
	Isodrin	mg/kg	0.05		<0.1	-	-	-	<0.05	-	-
	Isoproturon	mg/kg			<0.01	-	-	-	<0.01	-	-
	Linuron	mg/kg			<0.01	-	-	-	<0.01	-	-
	Malathion	mg/kg	0.05		<0.1	-	-	-	<0.05	-	-
	2-Methyl-4-chlorophenoxyacetic acid	mg/kg			<0.01	-	-	-	<0.01	-	-
	2-Methyl-4-Chlorophenoxy Butanoic Acid	mg/kg			<0.01	-	-	-	<0.01	-	-
	Mecoprop	mg/kg			<0.01	-	-	-	<0.01	-	-
	Methoxychlor	mg/kg	0.05		<0.1	-	-	-	<0.05	-	-
	Methyl parathion	mg/kg	0.05		<0.1	-	-	-	<0.05	-	-
	Mevinphos (Phosdrin)	mg/kg	0.05		<0.1	-	-	-	<0.05	-	-
	Nitroguanidine	mg/kg			<5	-	-	-	<5	-	-
	o,p-DDD	mg/kg	0.05		<0.1	-	-	-	<0.05	-	-
	o,p'-DDE	mg/kg	0.05		<0.1	-	-	-	<0.05	-	-
	o,p-Methoxychlor	mg/kg	0.05		-	-	-	-	-	-	-
	Parathion	mg/kg	0.05		<0.1	-	-	-	<0.05	-	-
	Pendimethalin	mg/kg	0.05		<0.1	-	-	-	<0.05	-	-
	Permethrin	mg/kg	0.05		-	-	-	-	-	-	-

				Location Code	BH02304	BH02304	BH02304	BH02304	BH02305	BH02305	BH02305
				Sample Depth Range	0.05-0.05	0.05-0.05	0.2-0.2	0.35-0.35	0.05-0.05	0.05-0.05	0.95-0.95
				Sampled Date Time	23/04/2020	23/04/2020	23/04/2020	23/04/2020	28/04/2020	28/04/2020	28/04/2020
			LQM S4UL Public Open Space (POS) Residential - 1% SOM (GAC)								
Chem Group	**ChemName**	**output unit**	**EQL**								
	Permethrin II	mg/kg	0.05		-	-	-	-	-	-	-
	Phorate	mg/kg	0.05		<0.1	-	-	-	<0.05	-	-
	Prometryn	mg/kg	0.05		<0.1	-	-	-	<0.05	-	-
	Pronamide	mg/kg	0.05		<0.1	-	-	-	<0.05	-	-
	Propazine	mg/kg	0.05		<0.1	-	-	-	<0.05	-	-
	Simazine	mg/kg	0.05		<0.1	-	-	-	<0.05	-	-
	Terbutryn	mg/kg	0.05		<0.1	-	-	-	<0.05	-	-
	Terbutylazine	mg/kg	0.05		<0.1	-	-	-	<0.05	-	-
	Triadimefon	mg/kg	0.05		<0.1	-	-	-	<0.05	-	-
	Triallate	mg/kg	0.05		-	-	-	-	-	-	-
	Tricloovr	mg/kg			<0.01	-	-	-	<0.01	-	-
	Trifluralin	mg/kg	0.05		<0.1	-	-	-	<0.05	-	-
	Telodrin	mg/kg	0.05		-	-	-	-	-	-	-
Radionuclides	Caesium-137	Bq/kg	1.4		-	<2.2	-	-	-	<1.8	-
	Protactinium-234m	Bq/kg	140		-	<220	-	-	-	<210	-
	Americium-241	Bq/g	0.0022		-	<0.0048	-	-	-	<0.0033	-
	Beryllium-7	Bq/g	0.016		-	<0.028	-	-	-	<0.02	-
	Cobalt-60	Bq/g	0.0015		-	<0.0023	-	-	-	<0.0019	-
	Gross alpha	Bq/kg	54		-	184	-	-	-	92	-
	Gross beta	Bq/kg	87		-	359	-	-	-	316	-
	Lead-210	Bq/kg	22		-	<42	-	-	-	<35	-
	Potassium-40	Bq/kg	2		-	251	-	-	-	209	-
	Radium -224	Bq/g	0.022		-	<0.051	-	-	-	<0.039	-
	Radium-226	Bq/g	0.0005		-	<0.039 - 0.0149	-	-	-	<0.033 - 0.0101	-
	Thorium-228	Bq/g	0.0005		-	0.0188	-	-	-	0.0159	-
	Thorium-230	Bq/g	0.0005		-	0.0246	-	-	-	0.0219	-
	Thorium-232	Bq/g	0.0005		-	0.0172	-	-	-	0.0164	-
	Thorium-234	Bq/g	0.025		-	<0.047	-	-	-	<0.042	-
	Uranium-234	Bq/g	0.0005		-	0.0144	-	-	-	0.0135	-
	Uranium-235	Bq/g	0.0005		-	<0.0014	-	-	-	<0.0018	-
SVOC TIC	SVOC TICS - Detect	Detect			0	-	0	0	0	-	0
	SVOC Tentatively Identified Compounds	mg/kg	0.1		<0.1	-	<0.1	<0.1	<0.1	-	<0.1
VOC TIC	VOC Tentatively Identified Compounds	mg/kg	0.05		<1	-	<0.05	<0.05	-	-	-
Explosives	2,2,4,4,6,6-Hexanitrostilbene	mg/kg			<5	-	-	-	<5	-	-
	2,4,6-Trinitrotoluene (TNT)	mg/kg		130	<5	-	-	-	<5	-	-
	2,4,6-trinitrophenyl	mg/kg			<5	-	-	-	<5	-	-
	HMX	mg/kg		13000	<5	-	-	-	<5	-	-
	Ethylene glycol dinitrate	mg/kg			<5	-	-	-	<5	-	-
	Nitrocellulose (12% N)	mg/kg			<5000	-	-	-	<5000	-	-
	Nitroglycerine	mg/kg			<5	-	-	-	<5	-	-
	PETN	mg/kg			<5	-	-	-	<5	-	-
	RDX	mg/kg		26000	<5	-	-	-	<5	-	-
	Tetryl	mg/kg			<5	-	-	-	<5	-	-
NA	Actinium-228	Bq/kg	2		-	18	-	-	-	20.1	-
	Caesium-134	Bq/kg	1.7		-	<2.6	-	-	-	<1.9	-
	Bismuth-212	Bq/kg	19		-	<27	-	-	-	<22	-
	Bismuth-214	Bq/kg	2		-	22.6	-	-	-	13.6	-
	Lead-212	Bq/kg	2		-	19.4	-	-	-	15.1	-
	Lead-214	Bq/kg	2		-	21.6	-	-	-	16.1	-
	Thallium-208	Bq/kg	2		-	6.5	-	-	-	7.8	-
Other	Temperature	°C			15.1 - 19.2	-	7.5 - 19.4	17.7 - 19.3	19 - 19.5	-	10.5 - 17.1
	Conductivity @ 20oC	uS/cm	14		181 - 497	-	107 - 335	38.4 - 88.3	111 - 392	-	113 - 330
	Organic Matter	%	0.35		-	-	-	-	-	-	-
	Moisture Content (dried @35oC)	%			10	-	15	21	12	-	13
	pH (Lab)	pH Units	1		7.48 - 8.35	-	8.15 - 8.55	8.4 - 9.24	7.56 - 8.56	-	8.08 - 8.75
	Total Organic Carbon	%	0.2		2.23	-	1.11	<0.2	1.82	-	1.8

Environmental Standards Comments
#1:GAC is only presented as speciated chromium. 7.7mg/kg is used for hexavalent. If hexavalent chromium (CrVI) data is available, a value of 1,500mg/kg may be appropriate for the remaining trivalent chromium (CrIII).
#2:C4SL for lead adopted
#3:GAC only presented as speciated mercury. 16mg/kg is used for elemental mercury. If the CSM indicates that elemental mercury is not a CoC and mercury is present in an inorganic form, a value of 120mg/kg for inorganic mercury may be appropriate
#4:Updated S4UL for nickel
#5:S4UL exceeds solubility saturation limit
#6:Criteria derived for Ali>C16-C35 split between Ali>C16-21 & Ali>C21-35. Requires summation of fractions to use Ali>C16-C35 criteria.
#7:Criteria presented is for p-xylene. A separate value is presented for o-xylene.
#8:S4UL based on a threshold protective of direct skin contact with phenol

Key

<0.6	Result MDL exceeds GAC
27.8	Result exceeds GAC

Notes
Where a range is given a determinand has been analysed for by more than one method

				Location Code	BH02305	BH02305	BH02305	BH02305	BH03001	BH03001	BH03002
				Sample Depth Range	1.3-1.5	2.2-2.4	3.1-3.3	4-4.2	0.05-0.2	1-1.2	0.05-0.15
				Sampled Date Time	30/04/2020	30/04/2020	30/04/2020	30/04/2020	12/09/2019	12/09/2019	06/09/2019
				LQM S4UL Public Open Space (POS) Residential - 1% SOM (GAC)							
Chem Group	**ChemName**	**output unit**	**EQL**								
Metals	Antimony	mg/kg	0.6		1.43	5.4	<0.6	<0.6	-	-	-
	Arsenic	mg/kg	0.6	79	14.4	14	7.41	<0.6	21.5	6.73	11.4
	Barium	mg/kg	0.6	-	-	-	-	-	-	-	-
	Beryllium	mg/kg	0.01	2.2	-	-	-	-	-	-	-
	Boron	mg/kg	1	21000	2.18	1.83	<1	<1	<1	<1	1.42
	Cadmium	mg/kg	0.02	120	0.264	0.228	<0.02	0.291	0.732	0.421	0.661
	Chromium (hexavalent)	mg/kg	0.6	7.7	<0.6	<0.6	<0.6	<0.6	<0.6	<0.6	<0.6
	Chromium	mg/kg	0.9	#1	33.7	31	41.6	1.57	28.4	13.1	126
	Copper	mg/kg	1.4	12000	33.6	36.6	8.12	<1.4	18.5	6.67	113
	Lead	mg/kg	0.7	630#2	138	159	9.4	<0.7	27.4	5.44	83.2
	Mercury	mg/kg	0.14	#3	<0.14	<0.14	<0.14	<0.14	<0.14	<0.14	2.31
	Molybdenum	mg/kg	0.1		0.829	0.597	<0.1	<0.1	-	-	-
	Nickel	mg/kg	0.2	230#4	27.4	26.2	21.3	3.88	35.1	17.9	28.2
	Selenium	mg/kg	1	1100	<1	<1	<1	<1	<1	<1	<1
	Vanadium	mg/kg	0.2	2000	48.4	45.6	42.8	3.77	-	-	-
	Zinc	mg/kg	1.9	81000	134	132	52.4	11.3	77.2	41.9	128
Asbestos	Anthophyllite	Detect			0	0	0	0	0	0	0
	Asbestos Analysts Comments	-			-	-	-	-	-	-	-
	Asbestos PCOM Quantification	%	0.001		-	-	-	-	-	-	-
	Asbestos Quantification Total	%	0.001		-	-	-	-	-	-	-
	Asbestos: Actinolite	Detect			0	0	0	0	0	0	0
	Additional Asbestos Components (Using TM048)	Comment			-	-	-	-	-	-	-
	Crocidolite Asbestos	Detect			0	0	0	0	0	0	0
	Asbestos Gravimetric Quantification	%	0.001		-	-	-	-	-	-	-
	Chrysotile Asbestos	Detect			0	0	0	0	0	0	0
	Amosite Asbestos	Detect			0	0	0	0	0	0	0
	Non-Asbestos Fibre	Detect			0	0	0	0	0	1	0
	Tremolite	Detect			0	0	0	0	0	0	0
Inorganics	Alkalinity (total) as CaCO3	mg/kg	10		-	-	-	-	-	-	-
	Ammoniacal Nitrogen as N	mg/kg	12		<12	74	<12	<12	-	-	-
	Cyanide (Free)	mg/kg	1		<1	<1	<1	<1	<1	<1	<1
	Cyanide Total	mg/kg	1		<1	<1	<1	<1	<1	<1	<1
	cyanides-complex	mg/kg	1		<1	<1	<1	<1	<1	<1	<1
	Nitrite (as N)	mg/kg	0.03		-	-	-	-	-	-	-
	Sulphate	mg/kg	200		-	-	-	-	-	-	-
PAH	Naphthalene	mg/kg	0.009	4900	<0.013 - 0.0372	<0.009	<0.009	<0.009	<0.009	<0.009	0.0147
	Acenaphthene	mg/kg	0.008	15000	<0.1 - 0.035	<0.1 - 0.0108	<0.008	<0.008	<0.008	<0.008	<0.008
	Acenaphthylene	mg/kg	0.012	15000	<0.1 - 0.0181	<0.012	<0.012	<0.012	<0.012	<0.012	0.0413
	Fluoranthene	mg/kg	0.017	3100	0.448 - 0.683	0.288 - 1.33	<0.1 - 0.0361	<0.017	0.0671	<0.017	0.53
	Anthracene	mg/kg	0.016	74000	<0.1 - 0.0906	<0.1 - 0.0266	<0.016	<0.016	<0.016	<0.016	0.0572
	Phenanthrene	mg/kg	0.015	3100	0.182 - 0.339	0.139 - 0.992	<0.015	<0.015	0.0275	<0.015	0.257
	Fluorene	mg/kg	0.01	9900	<0.1 - 0.0359	<0.01	<0.01	<0.01	<0.01	<0.01	0.0151
	Chrysene	mg/kg	0.01	57	0.29 - 0.306	0.122 - 0.581	<0.1 - 0.0191	<0.01	0.03	<0.01	0.264
	Pyrene	mg/kg	0.015	7400	0.46 - 0.603	0.245 - 1.15	<0.1 - 0.0326	<0.015	0.0558	<0.015	0.44
	Benzo(a)anthracene	mg/kg	0.014	29	0.218 - 0.327	0.124 - 0.46	<0.1 - 0.022	<0.014	0.0262	<0.014	0.227
	Benzo(b)fluoranthene	mg/kg	0.015	7.1	0.145 - 0.442	0.195 - 0.327	<0.1 - 0.0298	<0.015	0.044	<0.015	0.31
	Benzo(k)fluoranthene	mg/kg	0.014	190	0.158 - 0.194	0.0635 - 0.399	<0.014	<0.014	<0.014	<0.014	0.115
	Benzo(a)pyrene	mg/kg	0.015	5.7	0.169 - 0.326	0.135 - 0.363	<0.1 - 0.0224	<0.015	0.0355	<0.015	0.264
	Dibenz(a,h)anthracene	mg/kg	0.023	0.57	<0.1 - 0.0373	<0.023	<0.023	<0.023	<0.023	<0.023	0.0351
	Benzo(g,h,i)perylene	mg/kg	0.024	640	0.133 - 0.208	0.0938 - 0.266	<0.024	<0.024	0.0316	<0.024	0.224
	Indeno(1,2,3-c,d)pyrene	mg/kg	0.018	82	<0.1 - 0.225	0.0988 - 0.23	<0.018	<0.018	0.0345	<0.018	0.242
	PAH 16 Total	mg/kg	0.118		3.87	1.54	0.162	<0.118	0.352	<0.118	3.04
TPH CWG	>C5-C6 Aliphatics	mg/kg	0.01	(sol)570000#5	0.0121	<0.01	<0.01	<0.01	-	-	-
	>C6-C8 Aliphatics	mg/kg	0.01	600000	0.0242	<0.01	<0.01	<0.01	-	-	-
	>C10-C44 Aliphatics	mg/kg	5		17.1	<5	<5	<5	-	-	-
	>C10-C44 Aliphatics/Aromatics	mg/kg	10		37.2	35.8	<10	<10	-	-	-
	>C8-C10 Aliphatics	mg/kg	0.01	13000	0.0424	<0.01	<0.01	<0.01	-	-	-
	>C10-C12 Aliphatics	mg/kg	0.01	13000	<1	<1	<1	<1	-	-	-
	>C12-C16 Aliphatics	mg/kg	0.1	13000	<1	<1	<1	<1	-	-	-
	>C16-C21 Aliphatics	mg/kg	0.1	125000#6	3.51	<1	<1	<1	-	-	-
	>C21-C35 Aliphatics	mg/kg	0.1	125000#6	11.1	2.64	2.16	<1	-	-	-
	>C35-C44 Aliphatics	mg/kg	0.1	250000	2.52	<1	<1	<1	-	-	-
	>C5-C10 Aliphatics	mg/kg	0.05		0.0787	<0.05	<0.05	<0.05	-	-	-
	Total Aliphatics >C12-C44	mg/kg	0.1		-	-	-	-	-	-	-
	>EC5-EC10 Aromatics	mg/kg	0.05		<0.05	<0.05	<0.05	<0.05	-	-	-
	>EC6-EC7 Aromatics	mg/kg	0.01		<0.01	<0.01	<0.01	<0.01	-	-	-
	>EC7-EC8 Aromatics	mg/kg	0.01	56000	<0.01	<0.01	<0.01	<0.01	-	-	-
	>EC8-EC10 Aromatics	mg/kg	0.01	5000	0.0278	<0.01	<0.01	<0.01	-	-	-
	>EC10-EC12 Aromatics	mg/kg	0.01	5000	<1	<1	<1	<1	-	-	-
	>EC10-EC44 Aromatics	mg/kg	5		20.1	32.9	<5	<5	-	-	-
	>EC12-EC16 Aromatics	mg/kg	0.1	5100	<1	<1	<1	<1	-	-	-
	>EC16-EC21 Aromatics	mg/kg	0.1	3800	2.44	6.04	<1	<1	-	-	-
	>EC21-EC35 Aromatics	mg/kg	0.1	3800	16.5	25	<1	<1	-	-	-
	>EC35-EC44 Aromatics	mg/kg	0.1	3800	<1	1.86	<1	<1	-	-	-
	>EC40-EC44 Aromatics	mg/kg	0.1		<1	<1	<1	<1	-	-	-
	>EC12-EC44 Aromatics	mg/kg	0.1		-	-	-	-	-	-	-
	TPH Aliphatics & Aromatics >C5-44	mg/kg	0.1		37.3	32.9	<10	<10	-	-	-
TPH	>C5-C6	mg/kg	0.02		-	-	-	-	<0.02	<0.02	<0.02

				Location Code	BH02305	BH02305	BH02305	BH02305	BH03001	BH03001	BH03002
				Sample Depth Range	1.3-1.5	2.2-2.4	3.1-3.3	4-4.2	0.05-0.2	1-1.2	0.05-0.15
				Sampled Date Time	30/04/2020	30/04/2020	30/04/2020	30/04/2020	12/09/2019	12/09/2019	06/09/2019
				LQM S4UL Public Open Space (POS) Residential - 1% SOM (GAC)							
Chem_Group	ChemName	output unit	EQL								
	>C6-C7	mg/kg	0.02		-	-	-	-	<0.02	<0.02	<0.02
	>C7-C8	mg/kg	0.02		-	-	-	-	<0.02	<0.02	<0.02
	>C8-C10	mg/kg	0.02		-	-	-	-	<0.02	<0.02	<0.02
	>C10-C12	mg/kg	0.02		-	-	-	-	<0.02	<0.02	<0.02
	>C12-C16	mg/kg	35		-	-	-	-	<35	<35	<35
	>C16-C21	mg/kg	35		-	-	-	-	<35	<35	<35
	>C21-C28	mg/kg	35		-	-	-	-	<35	<35	<35
	>C28-C35	mg/kg	35		-	-	-	-	<35	<35	<35
	>C35-C40	mg/kg	35		-	-	-	-	<35	<35	<35
	GRO >C5-10	mg/kg	0.02		0.0787	<0.02	<0.02	<0.02	-	-	-
	TPH >C6-C40	mg/kg	10		-	-	-	-	-	-	-
	EPH>C5-40	mg/kg	35		-	-	-	-	49.8	<35	50.4
	EPH >C10-40	mg/kg	35		-	-	-	-	49.8	<35	50.4
	GRO >C5-12	mg/kg	0.1		-	-	-	-	<0.1	<0.1	<0.1
	Total Petroleum Hydrocarbons	mg/kg	35		-	-	-	-	-	-	-
BTEX and MTBE	Benzene	mg/kg	0.009	72	<0.009	<0.009	<0.009	<0.009	<0.009	<0.009	<0.009
	Toluene	mg/kg	0.007	56000	<0.007	<0.007	<0.007	<0.007	<0.007	<0.007	<0.007
	Ethylbenzene	mg/kg	0.004	24000	<0.004	<0.004	<0.004	<0.004	<0.004	<0.004	<0.004
	Xylene (m & p)	mg/kg	0.01	41000[#7]	<0.01	<0.01	<0.01	<0.01	<0.01	<0.01	<0.01
	Xylene (o)	mg/kg	0.01	41000	<0.01	<0.01	<0.01	<0.01	<0.01	<0.01	<0.01
	Xylene Total	mg/kg	0.02		<0.02	<0.02	<0.02	<0.02	-	-	-
	MTBE	mg/kg	0.01		<0.01	<0.01	<0.01	<0.01	<0.01	<0.01	<0.01
	Total BTEX	mg/kg	0.04		<0.04	<0.04	<0.04	<0.04	<0.04	<0.04	<0.04
VOC	Styrene	mg/kg	0.01		<0.01	<0.01	<0.01	<0.01	-	-	-
	cis-1,3-dichloropropene	mg/kg	0.01		<0.01	<0.01	<0.01	<0.01	-	-	-
	trans-1,3-dichloropropene	mg/kg	0.01		<0.01	<0.01	<0.01	<0.01	-	-	-
	1,1,1,2-tetrachloroethane	mg/kg	0.01	1400	<0.01	<0.01	<0.01	<0.01	-	-	-
	1,1,1-trichloroethane	mg/kg	0.007	140000	<0.007	<0.007	<0.007	<0.007	-	-	-
	1,1,2,2-tetrachloroethane	mg/kg	0.01	1400	<0.01	<0.01	<0.01	<0.01	-	-	-
	1,1,2-trichloroethane	mg/kg	0.01		<0.01	<0.01	<0.01	<0.01	-	-	-
	1,1-dichloroethane	mg/kg	0.008		<0.008	<0.008	<0.008	<0.008	-	-	-
	1,1-dichloroethene	mg/kg	0.01		<0.01	<0.01	<0.01	<0.01	-	-	-
	1,1-dichloropropene	mg/kg	0.01		<0.01	<0.01	<0.01	<0.01	-	-	-
	1,2,3-trichloropropane	mg/kg	0.016		<0.016	<0.016	<0.016	<0.016	-	-	-
	1,2,4-trimethylbenzene	mg/kg	0.009		<0.009	<0.009	<0.009	<0.009	-	-	-
	1,2-dibromo-3-chloropropane	mg/kg	0.014		<0.014	<0.014	<0.014	<0.014	-	-	-
	1,2-dibromoethane	mg/kg	0.01		<0.01	<0.01	<0.01	<0.01	-	-	-
	1,2-dichloroethane	mg/kg	0.005	29	<0.005	<0.005	<0.005	<0.005	-	-	-
	1,2-dichloropropane	mg/kg	0.01		<0.01	<0.01	<0.01	<0.01	-	-	-
	1,3,5-trimethylbenzene	mg/kg	0.008		<0.008	<0.008	<0.008	<0.008	-	-	-
	1,3-dichloropropane	mg/kg	0.007		<0.007	<0.007	<0.007	<0.007	-	-	-
	2,2-dichloropropane	mg/kg	0.01		<0.01	<0.01	<0.01	<0.01	-	-	-
	2-chlorotoluene	mg/kg	0.009		<0.009	<0.009	<0.009	<0.009	-	-	-
	4-chlorotoluene	mg/kg	0.01		<0.01	<0.01	<0.01	<0.01	-	-	-
	Bromobenzene	mg/kg	0.01		<0.01	<0.01	<0.01	<0.01	-	-	-
	Bromochloromethane	mg/kg	0.01		<0.01	<0.01	<0.01	<0.01	-	-	-
	Bromodichloromethane	mg/kg	0.007		<0.007	<0.007	<0.007	<0.007	-	-	-
	Bromoform	mg/kg	0.01		<0.01	<0.01	<0.01	<0.01	-	-	-
	Bromomethane	mg/kg	0.01		<0.01	<0.01	<0.01	<0.01	-	-	-
	Carbon disulfide	mg/kg	0.007	11000	<0.007	<0.007	<0.007	<0.007	-	-	-
	Carbon tetrachloride	mg/kg	0.01	890	<0.01	<0.01	<0.01	<0.01	-	-	-
	Chlorodibromomethane	mg/kg	0.01		<0.01	<0.01	<0.01	<0.01	-	-	-
	Chloroethane	mg/kg	0.01		<0.01	<0.01	<0.01	<0.01	-	-	-
	Chloroform	mg/kg	0.008	2500	<0.008	<0.008	<0.008	<0.008	-	-	-
	Chloromethane	mg/kg	0.007		<0.007	<0.007	<0.007	<0.007	-	-	-
	cis-1,2-dichloroethene	mg/kg	0.006		<0.006	<0.006	<0.006	<0.006	-	-	-
	Dibromomethane	mg/kg	0.009		<0.009	<0.009	<0.009	<0.009	-	-	-
	Dichlorodifluoromethane	mg/kg	0.006		<0.006	<0.006	<0.006	<0.006	-	-	-
	Dichloromethane	mg/kg	0.01		0.0309	0.0445	0.0337	0.0248	-	-	-
	Isopropylbenzene	mg/kg	0.005		<0.005	<0.005	<0.005	<0.005	-	-	-
	n-butylbenzene	mg/kg	0.011		<0.011	<0.011	<0.011	<0.011	-	-	-
	n-propylbenzene	mg/kg	0.01		<0.01	<0.01	<0.01	<0.01	-	-	-
	p-isopropyltoluene	mg/kg	0.01		<0.01	<0.01	<0.01	<0.01	-	-	-
	sec-butylbenzene	mg/kg	0.01		<0.01	<0.01	<0.01	<0.01	-	-	-
	Trichloroethene	mg/kg	0.009	120	<0.009	<0.009	<0.009	<0.009	-	-	-
	tert-butylbenzene	mg/kg	0.014		<0.014	<0.014	<0.014	<0.014	-	-	-
	Tetrachloroethene	mg/kg	0.005	1400	<0.005	<0.005	<0.005	<0.005	-	-	-
	trans-1,2-dichloroethene	mg/kg	0.01		<0.01	<0.01	<0.01	<0.01	-	-	-
	Trichlorofluoromethane	mg/kg	0.006		<0.006	<0.006	<0.006	<0.006	-	-	-
	Vinyl chloride	mg/kg	0.006	3.5	<0.006	<0.006	<0.006	<0.006	-	-	-
	tert-Amyl methyl ether	mg/kg	0.01		<0.01	<0.01	<0.01	<0.01	-	-	-
VOC/SVOC	1,2,3-trichlorobenzene	mg/kg	0.02	1800	<0.02	<0.02	<0.02	<0.02	-	-	-
	1,2,4-trichlorobenzene	mg/kg	0.02	15000	<0.02	<0.02	<0.02	<0.02	-	-	-
	1,2-dichlorobenzene	mg/kg	0.01	90000	<0.01	<0.01	<0.01	<0.01	-	-	-
	1,3,5-Trichlorobenzene	mg/kg	0.02	1700	-	-	-	-	-	-	-
	1,3-dichlorobenzene	mg/kg	0.008	300	<0.008	<0.008	<0.008	<0.008	-	-	-
	1,4-dichlorobenzene	mg/kg	0.005	17000	<0.005	<0.005	<0.005	<0.005	-	-	-

				Location Code	BH02305	BH02305	BH02305	BH02305	BH03001	BH03001	BH03002
				Sample Depth Range	1.3-1.5	2.2-2.4	3.1-3.3	4-4.2	0.05-0.2	1-1.2	0.05-0.15
				Sampled Date Time	30/04/2020	30/04/2020	30/04/2020	30/04/2020	12/09/2019	12/09/2019	06/09/2019
				LQM S4UL Public Open Space (POS) Residential - 1% SOM (GAC)							
Chem_Group	ChemName	output unit	EQL								
	Chlorobenzene	mg/kg	0.005	11000	<0.005	<0.005	<0.005	<0.005	-	-	-
	Hexachlorobutadiene	mg/kg	0.02	25	<0.02	<0.02	<0.02	<0.02	-	-	-
SVOC	4-bromophenyl phenyl ether	mg/kg	0.1		<0.1	<0.1	<0.1	<0.1	-	-	-
	4-nitroaniline	mg/kg	0.1		<0.1	<0.1	<0.1	<0.1	-	-	-
	4-nitrophenol	mg/kg	0.1		<0.1	<0.1	<0.1	<0.1	-	-	-
	2,4,5-trichlorophenol	mg/kg	0.1		<0.1	<0.1	<0.1	<0.1	-	-	-
	2,4,6-trichlorophenol	mg/kg	0.1		<0.1	<0.1	<0.1	<0.1	-	-	-
	2,4-dichlorophenol	mg/kg	0.1		<0.1	<0.1	<0.1	<0.1	-	-	-
	2,4-dimethylphenol	mg/kg	0.1		<0.1	<0.1	<0.1	<0.1	-	-	-
	2,4-dinitrotoluene	mg/kg	0.1		<0.1	<0.1	<0.1	<0.1	-	-	-
	2,6-dinitrotoluene	mg/kg	0.1		<0.1	<0.1	<0.1	<0.1	-	-	-
	2-chloronaphthalene	mg/kg	0.1		<0.1	<0.1	<0.1	<0.1	-	-	-
	2-chlorophenol	mg/kg	0.1		<0.1	<0.1	<0.1	<0.1	-	-	-
	2-methylnaphthalene	mg/kg	0.1		<0.1	<0.1	<0.1	<0.1	-	-	-
	2-methylphenol	mg/kg	0.1		<0.1	<0.1	<0.1	<0.1	-	-	-
	2-nitroaniline	mg/kg	0.1		<0.1	<0.1	<0.1	<0.1	-	-	-
	2-nitrophenol	mg/kg	0.1		<0.1	<0.1	<0.1	<0.1	-	-	-
	3-nitroaniline	mg/kg	0.1		<0.1	<0.1	<0.1	<0.1	-	-	-
	4-chloro-3-methylphenol	mg/kg	0.1		<0.1	<0.1	<0.1	<0.1	-	-	-
	4-chloroaniline	mg/kg	0.1		<0.1	<0.1	<0.1	<0.1	-	-	-
	4-chlorophenyl phenyl ether	mg/kg	0.1		<0.1	<0.1	<0.1	<0.1	-	-	-
	4-methylphenol	mg/kg	0.1		<0.1	<0.1	<0.1	<0.1	-	-	-
	Azobenzene	mg/kg	0.1		<0.1	<0.1	<0.1	<0.1	-	-	-
	Bis(2-chloroethoxy) methane	mg/kg	0.1		<0.1	<0.1	<0.1	<0.1	-	-	-
	Bis(2-chloroethyl)ether	mg/kg	0.1		<0.1	<0.1	<0.1	<0.1	-	-	-
	Bis(2-chloroisopropyl) ether	mg/kg	0.1		<0.1	<0.1	<0.1	<0.1	-	-	-
	Bis(2-ethylhexyl) phthalate	mg/kg	0.1		<0.1	<0.1	<0.1	<0.1	-	-	-
	Butyl benzyl phthalate	mg/kg	0.1		<0.1	<0.1	<0.1	<0.1	-	-	-
	Carbazole	mg/kg	0.1		<0.1	<0.1	<0.1	<0.1	-	-	-
	Dibenzofuran	mg/kg	0.1		<0.1	<0.1	<0.1	<0.1	-	-	-
	Diethylphthalate	mg/kg	0.1		<0.1	<0.1	<0.1	<0.1	-	-	-
	Dimethyl phthalate	mg/kg	0.1		<0.1	<0.1	<0.1	<0.1	-	-	-
	Di-n-butyl phthalate	mg/kg	0.1		<0.1	<0.1	<0.1	<0.1	-	-	-
	Di-n-octyl phthalate	mg/kg	0.1		<0.1	<0.1	<0.1	<0.1	-	-	-
	Hexachlorobenzene	mg/kg	0.05	16	<0.1	<0.1	<0.1	<0.1	-	-	-
	Hexachlorocyclopentadiene	mg/kg	0.1		<0.1	<0.1	<0.1	<0.1	-	-	-
	Hexachloroethane	mg/kg	0.1		<0.1	<0.1	<0.1	<0.1	-	-	-
	Isophorone	mg/kg	0.1		<0.1	<0.1	<0.1	<0.1	-	-	-
	Nitrobenzene	mg/kg	0.1		<0.1	<0.1	<0.1	<0.1	-	-	-
	N-nitrosodi-n-propylamine	mg/kg	0.1		<0.1	<0.1	<0.1	<0.1	-	-	-
	Pentachloronitrobenzene	mg/kg	0.05		-	-	-	-	-	-	-
	Pentachlorophenol	mg/kg	0.1	60	<0.1	<0.1	<0.1	<0.1	-	-	-
PCB	Heptachlorobiphenyl, 2,3,3,4,4,5,5- (PCB 189)	mg/kg	0.003		<0.003	<0.003	<0.003	<0.003	-	-	-
	Hexachlorobiphenyl, 2,3,3,4,4,5- (PCB 156)	mg/kg	0.003		<0.003	<0.003	<0.003	<0.003	-	-	-
	Hexachlorobiphenyl, 2,3,3,4,4,5- (PCB 157)	mg/kg	0.003		<0.003	<0.003	<0.003	<0.003	-	-	-
	Hexachlorobiphenyl, 2,3,4,4,5,5- (PCB 167)	mg/kg	0.003		<0.003	<0.003	<0.003	<0.003	-	-	-
	Hexachlorobiphenyl, 3,3,4,4,5,5- (PCB 169)	mg/kg	0.003		<0.003	<0.003	<0.003	<0.003	-	-	-
	PCB 101	mg/kg	0.003		<0.003	<0.003	<0.003	<0.003	-	-	-
	PCB 118	mg/kg	0.003		<0.003	<0.003	<0.003	<0.003	-	-	-
	PCB 138	mg/kg	0.003		<0.003	<0.003	<0.003	<0.003	-	-	-
	PCB 153	mg/kg	0.003		<0.003	<0.003	<0.003	<0.003	-	-	-
	PCB 180	mg/kg	0.003		<0.003	<0.003	<0.003	<0.003	-	-	-
	PCB 28	mg/kg	0.003		<0.003	<0.003	<0.003	<0.003	-	-	-
	PCB 52	mg/kg	0.003		<0.003	<0.003	<0.003	<0.003	-	-	-
	Pentachlorobiphenyl, 2,3,3,4,4- (PCB 105)	mg/kg	0.003		<0.003	<0.003	<0.003	<0.003	-	-	-
	Pentachlorobiphenyl, 2,3,4,4,5- (PCB 114)	mg/kg	0.003		<0.003	<0.003	<0.003	<0.003	-	-	-
	Pentachlorobiphenyl, 2,3,4,4,5- (PCB 123)	mg/kg	0.003		<0.003	<0.003	<0.003	<0.003	-	-	-
	Pentachlorobiphenyl, 3,3,4,4,5- (PCB 126)	mg/kg	0.003		<0.003	<0.003	<0.003	<0.003	-	-	-
	Tetrachlorobiphenyl, 3,3,4,4- (PCB 77)	mg/kg	0.003		<0.003	<0.003	<0.003	<0.003	-	-	-
	Tetrachlorobiphenyl, 3,4,4,5- (PCB 81)	mg/kg	0.003		<0.003	<0.003	<0.003	<0.003	-	-	-
	Total PCB 7 Congeners	mg/kg	0.021		<0.021	<0.021	<0.021	<0.021	-	-	-
	Total PCB WHO 12	mg/kg	0.036		<0.036	<0.036	<0.036	<0.036	-	-	-
Phenolics	Xylenols	mg/kg	0.015		<0.015	<0.015	<0.015	<0.015	<0.015	<0.015	<0.015
	Cresol Total	mg/kg	0.01		<0.01	<0.01	<0.01	<0.01	<0.01	<0.01	0.0114
	Phenol	mg/kg	0.01	(dir)760[#8]	<0.01	<0.01	<0.01	<0.01	<0.01	<0.01	<0.01
	Phenols Monohydric	mg/kg	0.035		<0.035	<0.035	<0.035	<0.035	<0.035	<0.035	<0.035
Organotins	Dibutyltin	mg/kg			-	-	-	-	-	-	-
	Monophenyltin	mg/kg			<0.02	<0.02	<0.02	<0.02	-	-	-
	Diphenyltin	mg/kg			-	-	-	-	-	-	-
	Monobutyltin	mg/kg			-	-	-	-	-	-	-
	Tetrabutyltin	mg/kg			-	-	-	-	-	-	-
	Tributyltin	mg/kg			<0.02	<0.02	<0.02	<0.02	-	-	-
	Triphenyltin	mg/kg			-	-	-	-	-	-	-
Pesticides	Heptachlor epoxide	mg/kg	0.05		-	-	-	-	-	-	-
	Tecnazene	mg/kg	0.05		-	-	-	-	-	-	-
	2,4,5-TP (Silvex)	mg/kg			-	-	-	-	-	-	-
	Hedonal	mg/kg			-	-	-	-	-	-	-

				Location Code	BH02305	BH02305	BH02305	BH02305	BH03001	BH03001	BH03002
				Sample Depth Range	1.3-1.5	2.2-2.4	3.1-3.3	4-4.2	0.05-0.2	1-1.2	0.05-0.15
				Sampled Date Time	30/04/2020	30/04/2020	30/04/2020	30/04/2020	12/09/2019	12/09/2019	06/09/2019
				LQM S4UL Public Open Space (POS) Residential - 1% SOM (GAC)							
Chem_Group	ChemName	output unit	EQL								
	2,4-DDT	mg/kg	0.05		-	-	-	-	-	-	-
	2,4-Dichlorprop	mg/kg			-	-	-	-	-	-	-
	4-(2,4-Dichlorophenoxy)butyric Acid (2,4-DB)	mg/kg			-	-	-	-	-	-	-
	4,4-DDE	mg/kg	0.05		-	-	-	-	-	-	-
	a-BHC	mg/kg	0.05	24	-	-	-	-	-	-	-
	Aldrin	mg/kg	0.05	18	-	-	-	-	-	-	-
	Atrazine	mg/kg	0.05	1200	-	-	-	-	-	-	-
	Azinophos methyl	mg/kg	0.05		-	-	-	-	-	-	-
	b-BHC	mg/kg	0.05	8.1	-	-	-	-	-	-	-
	Bentazone	mg/kg			-	-	-	-	-	-	-
	Chlordane (cis)	mg/kg	0.05		-	-	-	-	-	-	-
	Chlordane (trans)	mg/kg	0.05		-	-	-	-	-	-	-
	Chlorfenvinphos	mg/kg	0.05		-	-	-	-	-	-	-
	Chlorotoluron	mg/kg			-	-	-	-	-	-	-
	Chlorpyrifos-methyl	mg/kg	0.05		-	-	-	-	-	-	-
	Cyanazine	mg/kg			-	-	-	-	-	-	-
	d-BHC	mg/kg	0.05		-	-	-	-	-	-	-
	DDD	mg/kg	0.05		-	-	-	-	-	-	-
	DDT	mg/kg	0.05		-	-	-	-	-	-	-
	Chlorothalonil	mg/kg	0.05		-	-	-	-	-	-	-
	Diazinon	mg/kg	0.05		-	-	-	-	-	-	-
	Dichlorvos	mg/kg	0.05	16	-	-	-	-	-	-	-
	Dieldrin	mg/kg	0.05	18	-	-	-	-	-	-	-
	Dimethoate	mg/kg	0.05		-	-	-	-	-	-	-
	Disulfoton	mg/kg	0.05		-	-	-	-	-	-	-
	Diuron	mg/kg			-	-	-	-	-	-	-
	Endosulfan I	mg/kg	0.05	1200	-	-	-	-	-	-	-
	Endosulfan II	mg/kg	0.05		-	-	-	-	-	-	-
	Endosulfan sulphate	mg/kg	0.05		-	-	-	-	-	-	-
	Endrin	mg/kg	0.05		-	-	-	-	-	-	-
	Fenitrothion	mg/kg	0.05		-	-	-	-	-	-	-
	Fenthion	mg/kg	0.05		-	-	-	-	-	-	-
	Fluroxypyr	mg/kg			-	-	-	-	-	-	-
	g-BHC (Lindane)	mg/kg	0.05	8.2	-	-	-	-	-	-	-
	Heptachlor	mg/kg	0.05		-	-	-	-	-	-	-
	Isodrin	mg/kg	0.05		-	-	-	-	-	-	-
	Isoproturon	mg/kg			-	-	-	-	-	-	-
	Linuron	mg/kg			-	-	-	-	-	-	-
	Malathion	mg/kg	0.05		-	-	-	-	-	-	-
	2-Methyl-4-chlorophenoxyacetic acid	mg/kg			-	-	-	-	-	-	-
	2-Methyl-4-Chlorophenoxy Butanoic Acid	mg/kg			-	-	-	-	-	-	-
	Mecoprop	mg/kg			-	-	-	-	-	-	-
	Methoxychlor	mg/kg	0.05		-	-	-	-	-	-	-
	Methyl parathion	mg/kg	0.05		-	-	-	-	-	-	-
	Mevinphos (Phosdrin)	mg/kg	0.05		-	-	-	-	-	-	-
	Nitroguanidine	mg/kg			-	-	-	-	-	-	-
	o,p-DDD	mg/kg	0.05		-	-	-	-	-	-	-
	o,p'-DDE	mg/kg	0.05		-	-	-	-	-	-	-
	o,p-Methoxychlor	mg/kg	0.05		-	-	-	-	-	-	-
	Parathion	mg/kg	0.05		-	-	-	-	-	-	-
	Pendimethalin	mg/kg	0.05		-	-	-	-	-	-	-
	Permethrin	mg/kg	0.05		-	-	-	-	-	-	-

				Location Code	BH02305	BH02305	BH02305	BH02305	BH03001	BH03001	BH03002
				Sample Depth Range	1.3-1.5	2.2-2.4	3.1-3.3	4-4.2	0.05-0.2	1-1.2	0.05-0.15
				Sampled Date Time	30/04/2020	30/04/2020	30/04/2020	30/04/2020	12/09/2019	12/09/2019	06/09/2019
				LQM S4UL Public Open Space (POS) Residential - 1% SOM (GAC)							
Chem Group	**ChemName**	**output unit**	**EQL**								
	Permethrin II	mg/kg	0.05		-	-	-	-	-	-	-
	Phorate	mg/kg	0.05		-	-	-	-	-	-	-
	Prometryn	mg/kg	0.05		-	-	-	-	-	-	-
	Pronamide	mg/kg	0.05		-	-	-	-	-	-	-
	Propazine	mg/kg	0.05		-	-	-	-	-	-	-
	Simazine	mg/kg	0.05		-	-	-	-	-	-	-
	Terbutryn	mg/kg	0.05		-	-	-	-	-	-	-
	Terbutylazine	mg/kg	0.05		-	-	-	-	-	-	-
	Triadimefon	mg/kg	0.05		-	-	-	-	-	-	-
	Triallate	mg/kg	0.05		-	-	-	-	-	-	-
	Tricloovr	mg/kg			-	-	-	-	-	-	-
	Trifluralin	mg/kg	0.05		-	-	-	-	-	-	-
	Telodrin	mg/kg	0.05		-	-	-	-	-	-	-
Radionuclides	Caesium-137	Bq/kg	1.4		-	-	-	-	-	-	-
	Protactinium-234m	Bq/kg	140		-	-	-	-	-	-	-
	Americium-241	Bq/g	0.0022		-	-	-	-	-	-	-
	Beryllium-7	Bq/g	0.016		-	-	-	-	-	-	-
	Cobalt-60	Bq/g	0.0015		-	-	-	-	-	-	-
	Gross alpha	Bq/kg	54		-	-	-	-	-	-	-
	Gross beta	Bq/kg	87		-	-	-	-	-	-	-
	Lead-210	Bq/kg	22		-	-	-	-	-	-	-
	Potassium-40	Bq/kg	2		-	-	-	-	-	-	-
	Radium -224	Bq/g	0.022		-	-	-	-	-	-	-
	Radium-226	Bq/g	0.0005		-	-	-	-	-	-	-
	Thorium-228	Bq/g	0.0005		-	-	-	-	-	-	-
	Thorium-230	Bq/g	0.0005		-	-	-	-	-	-	-
	Thorium-232	Bq/g	0.0005		-	-	-	-	-	-	-
	Thorium-234	Bq/g	0.025		-	-	-	-	-	-	-
	Uranium-234	Bq/g	0.0005		-	-	-	-	-	-	-
	Uranium-235	Bq/g	0.0005		-	-	-	-	-	-	-
SVOC TIC	SVOC TICS - Detect	Detect			0	0	0	0	-	-	-
	SVOC Tentatively Identified Compounds	mg/kg	0.1		<1	<1	<1	<1	-	-	-
VOC TIC	VOC Tentatively Identified Compounds	mg/kg	0.05		-	-	-	-	-	-	-
Explosives	2,2,4,4,6,6-Hexanitrostilbene	mg/kg			-	-	-	-	-	-	-
	2,4,6-Trinitrotoluene (TNT)	mg/kg		130	-	-	-	-	-	-	-
	2,4,6-trinitrophenyl	mg/kg			-	-	-	-	-	-	-
	HMX	mg/kg		13000	-	-	-	-	-	-	-
	Ethylene glycol dinitrate	mg/kg			-	-	-	-	-	-	-
	Nitrocellulose (12% N)	mg/kg			-	-	-	-	-	-	-
	Nitroglycerine	mg/kg			-	-	-	-	-	-	-
	PETN	mg/kg			-	-	-	-	-	-	-
	RDX	mg/kg		26000	-	-	-	-	-	-	-
	Tetryl	mg/kg			-	-	-	-	-	-	-
NA	Actinium-228	Bq/kg	2		-	-	-	-	-	-	-
	Caesium-134	Bq/kg	1.7		-	-	-	-	-	-	-
	Bismuth-212	Bq/kg	19		-	-	-	-	-	-	-
	Bismuth-214	Bq/kg	2		-	-	-	-	-	-	-
	Lead-212	Bq/kg	2		-	-	-	-	-	-	-
	Lead-214	Bq/kg	2		-	-	-	-	-	-	-
	Thallium-208	Bq/kg	2		-	-	-	-	-	-	-
Other	Temperature	°C			18.1 - 19.6	19 - 19.8	18.4 - 19.7	18.4 - 19.2	18.4	14.3	18.8
	Conductivity @ 20oC	uS/cm	14		212 - 776	176 - 816	151 - 337	32.7 - 149	259 - 294	181 - 186	267 - 275
	Organic Matter	%	0.35		-	-	-	-	-	-	-
	Moisture Content (dried @35oC)	%			17	18	11	21	12	10	11
	pH (Lab)	pH Units	1		7.67 - 8.39	8.21 - 8.39	8.09 - 8.58	7.78 - 8.98	7.63 - 8.59	8.07 - 8.67	8 - 8.48
	Total Organic Carbon	%	0.2		1.42	1.61	0.335	<0.2	1.27	0.502	1.57

Environmental Standards Comments
#1:GAC is only presented as speciated chromium. 7.7mg/kg is used for hexavalent. If hexavalent chromium (CrVI) data is available, a value of 1,500mg/kg may be appropriate for the remaining trivalent chromium (CrIII).
#2:C4SL for lead adopted
#3:GAC only presented as speciated mercury. 16mg/kg is used for elemental mercury. If the CSM indicates that elemental mercury is not a CoC and mercury is present in an inorganic form, a value of 120mg/kg for inorganic mercury may be appropriate
#4:Updated S4UL for nickel
#5:S4UL exceeds solubility saturation limit
#6:Criteria derived for Ali>C16-21 & Ali>C21-35. Requires summation of fractions to use Ali>C16-C35 criteria.
#7:Criteria presented is for p-xylene. A separate value is presented for o-xylene.
#8:S4UL based on a threshold protective of direct skin contact with phenol

Key

<0.6	Result MDL exceeds GAC
27.8	Result exceeds GAC

Notes
Where a range is given a determinand has been analysed for by more than one method

				Location_Code	BH03003	BH03003	BH03004	BH03004	BH03004	BH03005	BH03005
				Sample_Depth_Range	0.5-1	2.8-2.9	0.05-0.1	0.4-0.5	1.5-1.6	0.05-0.1	1.5-1.6
				Sampled_Date_Time	02/09/2019	04/09/2019	10/09/2019	10/09/2019	13/09/2019	02/09/2019	04/09/2019
				LQM S4UL Public Open Space (POS) Residential - 1% SOM (GAC)							
Chem_Group	**ChemName**	**output unit**	**EQL**								
Metals	Antimony	mg/kg	0.6		-	-	-	-	-	-	-
	Arsenic	mg/kg	0.6	79	0.91	<0.6	9.92	4.52	<0.6	11	0.789
	Barium	mg/kg	0.6		-	-	-	-	-	-	-
	Beryllium	mg/kg	0.01	2.2	-	-	-	-	-	-	-
	Boron	mg/kg	1	21000	<1	<1	1.24	<1	<1	1.33	<1
	Cadmium	mg/kg	0.02	120	0.329	0.245	0.342	0.255	0.238	0.444	0.193
	Chromium (hexavalent)	mg/kg	0.6	7.7	<0.6	<0.6	<0.6	<0.6	<0.6	<0.6	<0.6
	Chromium	mg/kg	0.9	#1	1.4	<0.9	17.1	8.63	1.39	14.7	0.986
	Copper	mg/kg	1.4	12000	<1.4	<1.4	13	5.33	<1.4	14	<1.4
	Lead	mg/kg	0.7	630#2	<0.7	<0.7	32.9	9.11	<0.7	35.1	0.928
	Mercury	mg/kg	0.14	#3	<0.14	<0.14	<0.14	<0.14	<0.14	<0.14	<0.14
	Molybdenum	mg/kg	0.1		-	-	-	-	-	-	-
	Nickel	mg/kg	0.2	230#4	1.43	4.78	13.8	9.21	2.07	14.7	1.52
	Selenium	mg/kg	1	1100	<1	<1	<1	<1	<1	<1	<1
	Vanadium	mg/kg	0.2	2000	-	-	-	-	-	-	-
	Zinc	mg/kg	1.9	81000	15.6	15.4	54.2	28.3	16.4	62.3	14.6
Asbestos	Anthophyllite	Detect			0	0	0	0	0	0	0
	Asbestos Analysts Comments	-			-	-	-	-	-	-	-
	Asbestos PCOM Quantification	%	0.001		-	-	-	-	-	-	-
	Asbestos Quantification Total	%	0.001		-	-	-	-	-	-	-
	Asbestos: Actinolite	Detect			0	0	0	0	0	0	0
	Additional Asbestos Components (Using TM048)	Comment			-	-	-	-	-	-	-
	Crocidolite Asbestos	Detect			0	0	0	0	0	0	0
	Asbestos Gravimetric Quantification	%	0.001		-	-	-	-	-	-	-
	Chrysotile Asbestos	Detect			0	0	0	0	0	0	0
	Amosite Asbestos	Detect			0	0	0	0	0	0	0
	Non-Asbestos Fibre	Detect			0	0	0	0	0	0	0
	Tremolite	Detect			0	0	0	0	0	0	0
Inorganics	Alkalinity (total) as CaCO3	mg/kg	10		-	-	-	-	-	-	-
	Ammoniacal Nitrogen as N	mg/kg	12		-	-	-	-	-	-	-
	Cyanide (Free)	mg/kg	1		<1	<1	<1	<1	<1	<1	<1
	Cyanide Total	mg/kg	1		<1	<1	<1	<1	<1	<1	<1
	cyanides-complex	mg/kg	1		<1	<1	<1	<1	<1	<1	<1
	Nitrite (as N)	mg/kg	0.03		-	-	-	-	-	-	-
	Sulphate	mg/kg	200		-	-	-	-	-	-	-
PAH	Naphthalene	mg/kg	0.009	4900	<0.009	<0.009	0.0189	<0.009	<0.009	<0.009	<0.009
	Acenaphthene	mg/kg	0.008	15000	<0.008	<0.008	0.123	<0.008	<0.008	<0.008	<0.008
	Acenaphthylene	mg/kg	0.012	15000	<0.012	<0.012	0.0165	<0.012	<0.012	0.0208	<0.012
	Fluoranthene	mg/kg	0.017	3100	<0.017	<0.017	2.24	0.052	<0.017	0.23	<0.017
	Anthracene	mg/kg	0.016	74000	<0.016	<0.016	0.377	<0.016	<0.016	<0.016	<0.016
	Phenanthrene	mg/kg	0.015	3100	<0.015	<0.015	2.23	0.0232	<0.015	0.0699	<0.015
	Fluorene	mg/kg	0.01	9900	<0.01	<0.01	0.151	<0.01	<0.01	<0.01	<0.01
	Chrysene	mg/kg	0.01	57	<0.01	<0.01	0.964	0.033	<0.01	0.155	<0.01
	Pyrene	mg/kg	0.015	7400	<0.015	<0.015	1.69	0.0444	<0.015	0.201	<0.015
	Benzo(a)anthracene	mg/kg	0.014	29	<0.014	<0.014	0.922	0.0286	<0.014	0.129	<0.014
	Benzo(b)fluoranthene	mg/kg	0.015	7.1	<0.015	<0.015	1.13	0.0496	<0.015	0.26	<0.015
	Benzo(k)fluoranthene	mg/kg	0.014	190	<0.014	<0.014	0.368	<0.014	<0.014	0.0846	<0.014
	Benzo(a)pyrene	mg/kg	0.015	5.7	<0.015	<0.015	0.72	0.03	<0.015	0.163	<0.015
	Dibenz(a,h)anthracene	mg/kg	0.023	0.57	<0.023	<0.023	0.0654	<0.023	<0.023	<0.023	<0.023
	Benzo(g,h,i)perylene	mg/kg	0.024	640	<0.024	<0.024	0.403	<0.024	<0.024	0.136	<0.024
	Indeno(1,2,3-c,d)pyrene	mg/kg	0.018	82	<0.018	<0.018	0.485	0.0283	<0.018	0.169	<0.018
	PAH 16 Total	mg/kg	0.118		<0.118	<0.118	11.9	0.289	<0.118	1.62	<0.118
TPH CWG	>C5-C6 Aliphatics	mg/kg	0.01	(sol)570000#5	-	-	-	-	-	-	-
	>C6-C8 Aliphatics	mg/kg	0.01	600000	-	-	-	-	-	-	-
	>C10-C44 Aliphatics	mg/kg	5		-	-	-	-	-	-	-
	>C10-C44 Aliphatics/Aromatics	mg/kg	10		-	-	-	-	-	-	-
	>C8-C10 Aliphatics	mg/kg	0.01	13000	-	-	-	-	-	-	-
	>C10-C12 Aliphatics	mg/kg	0.01	13000	-	-	-	-	-	-	-
	>C12-C16 Aliphatics	mg/kg	0.1	13000	-	-	-	-	-	-	-
	>C16-C21 Aliphatics	mg/kg	0.1	125000#6	-	-	-	-	-	-	-
	>C21-C35 Aliphatics	mg/kg	0.1	125000#6	-	-	-	-	-	-	-
	>C35-C44 Aliphatics	mg/kg	0.1	250000	-	-	-	-	-	-	-
	>C5-C10 Aliphatics	mg/kg	0.05		-	-	-	-	-	-	-
	Total Aliphatics >C12-C44	mg/kg	0.1		-	-	-	-	-	-	-
	>EC5-EC10 Aromatics	mg/kg	0.05		-	-	-	-	-	-	-
	>EC6-EC7 Aromatics	mg/kg	0.01		-	-	-	-	-	-	-
	>EC7-EC8 Aromatics	mg/kg	0.01	56000	-	-	-	-	-	-	-
	>EC8-EC10 Aromatics	mg/kg	0.01	5000	-	-	-	-	-	-	-
	>EC10-EC12 Aromatics	mg/kg	0.01	5000	-	-	-	-	-	-	-
	>EC10-EC44 Aromatics	mg/kg	5		-	-	-	-	-	-	-
	>EC12-EC16 Aromatics	mg/kg	0.1	5100	-	-	-	-	-	-	-
	>EC16-EC21 Aromatics	mg/kg	0.1	3800	-	-	-	-	-	-	-
	>EC21-EC35 Aromatics	mg/kg	0.1	3800	-	-	-	-	-	-	-
	>EC35-EC44 Aromatics	mg/kg	0.1	3800	-	-	-	-	-	-	-
	>EC40-EC44 Aromatics	mg/kg	0.1		-	-	-	-	-	-	-
	>EC12-EC44 Aromatics	mg/kg	0.1		-	-	-	-	-	-	-
	TPH Aliphatics & Aromatics >C5-44	mg/kg	0.1		-	-	-	-	-	-	-
TPH	>C5-C6	mg/kg	0.02		<0.02	<0.02	<0.02	<0.02	<0.02	<0.02	<0.02

				Location Code	BH03003	BH03003	BH03004	BH03004	BH03004	BH03005	BH03005
				Sample Depth Range	0.5-1	2.8-2.9	0.05-0.1	0.4-0.5	1.5-1.6	0.05-0.1	1.5-1.6
				Sampled Date Time	02/09/2019	04/09/2019	10/09/2019	10/09/2019	13/09/2019	02/09/2019	04/09/2019
			LQM S4UL Public Open Space (POS) Residential - 1% SOM (GAC)								
Chem_Group	**ChemName**	**output unit**	**EQL**								
	>C6-C7	mg/kg	0.02		<0.02	<0.02	<0.02	<0.02	<0.02	<0.02	<0.02
	>C7-C8	mg/kg	0.02		<0.02	<0.02	<0.02	<0.02	<0.02	<0.02	<0.02
	>C8-C10	mg/kg	0.02		<0.02	0.235	<0.02	<0.02	<0.02	<0.02	<0.02
	>C10-C12	mg/kg	0.02		<0.02	<35 - 0.451	<0.02	<0.02	<0.02	<0.02	<0.02
	>C12-C16	mg/kg	35		<35	<35	<35	<35	<35	<35	<35
	>C16-C21	mg/kg	35		<35	<35	<35	<35	<35	<35	<35
	>C21-C28	mg/kg	35		<35	<35	<35	<35	<35	<35	<35
	>C28-C35	mg/kg	35		<35	<35	47	<35	<35	<35	<35
	>C35-C40	mg/kg	35		<35	<35	<35	<35	<35	<35	<35
	GRO >C5-10	mg/kg	0.02		-	-	-	-	-	-	-
	TPH >C6-C40	mg/kg	10		-	-	-	-	-	-	-
	EPH>C5-40	mg/kg	35		<35	<35	111	<35	<35	72.6	<35
	EPH >C10-40	mg/kg	35		<35	<35	111	<35	<35	72.6	<35
	GRO >C5-12	mg/kg	0.1		<0.1	0.696	<0.1	<0.1	<0.1	<0.1	<0.1
	Total Petroleum Hydrocarbons	mg/kg	35		-	-	-	-	-	-	-
BTEX and MTBE	Benzene	mg/kg	0.009	72	<0.09	<0.18	<0.009	<0.009	<0.009	<0.09	<0.18
	Toluene	mg/kg	0.007	56000	<0.07	<0.14	<0.007	<0.007	<0.007	<0.07	<0.14
	Ethylbenzene	mg/kg	0.004	24000	<0.04	<0.08	<0.004	<0.004	<0.004	<0.04	<0.08
	Xylene (m & p)	mg/kg	0.01	41000[#7]	<0.1	<0.2	<0.01	<0.01	<0.01	<0.1	<0.2
	Xylene (o)	mg/kg	0.01	41000	<0.1	<0.2	<0.01	<0.01	<0.01	<0.1	<0.2
	Xylene Total	mg/kg	0.02		-	-	-	-	-	-	-
	MTBE	mg/kg	0.01		<0.1	<0.2	<0.01	<0.01	<0.01	<0.1	<0.2
	Total BTEX	mg/kg	0.04		<0.4	<0.8	<0.04	<0.04	<0.04	<0.4	<0.8
VOC	Styrene	mg/kg	0.01		-	-	-	-	-	-	-
	cis-1,3-dichloropropene	mg/kg	0.01		-	-	-	-	-	-	-
	trans-1,3-dichloropropene	mg/kg	0.01		-	-	-	-	-	-	-
	1,1,1,2-tetrachloroethane	mg/kg	0.01	1400	-	-	-	-	-	-	-
	1,1,1-trichloroethane	mg/kg	0.007	140000	-	-	-	-	-	-	-
	1,1,2,2-tetrachloroethane	mg/kg	0.01	1400	-	-	-	-	-	-	-
	1.1.2-trichloroethane	mg/kg	0.01		-	-	-	-	-	-	-
	1,1-dichloroethane	mg/kg	0.008		-	-	-	-	-	-	-
	1.1-dichloroethene	mg/kg	0.01		-	-	-	-	-	-	-
	1,1-dichloropropene	mg/kg	0.01		-	-	-	-	-	-	-
	1,2,3-trichloropropane	mg/kg	0.016		-	-	-	-	-	-	-
	1,2,4-trimethylbenzene	mg/kg	0.009		-	-	-	-	-	-	-
	1,2-dibromo-3-chloropropane	mg/kg	0.014		-	-	-	-	-	-	-
	1,2-dibromoethane	mg/kg	0.01		-	-	-	-	-	-	-
	1,2-dichloroethane	mg/kg	0.005	29	-	-	-	-	-	-	-
	1.2-dichloropropane	mg/kg	0.01		-	-	-	-	-	-	-
	1,3,5-trimethylbenzene	mg/kg	0.008		-	-	-	-	-	-	-
	1,3-dichloropropane	mg/kg	0.007		-	-	-	-	-	-	-
	2,2-dichloropropane	mg/kg	0.01		-	-	-	-	-	-	-
	2-chlorotoluene	mg/kg	0.009		-	-	-	-	-	-	-
	4-chlorotoluene	mg/kg	0.01		-	-	-	-	-	-	-
	Bromobenzene	mg/kg	0.01		-	-	-	-	-	-	-
	Bromochloromethane	mg/kg	0.01		-	-	-	-	-	-	-
	Bromodichloromethane	mg/kg	0.007		-	-	-	-	-	-	-
	Bromoform	mg/kg	0.01		-	-	-	-	-	-	-
	Bromomethane	mg/kg	0.01		-	-	-	-	-	-	-
	Carbon disulfide	mg/kg	0.007	11000	-	-	-	-	-	-	-
	Carbon tetrachloride	mg/kg	0.01	890	-	-	-	-	-	-	-
	Chlorodibromomethane	mg/kg	0.01		-	-	-	-	-	-	-
	Chloroethane	mg/kg	0.01		-	-	-	-	-	-	-
	Chloroform	mg/kg	0.008	2500	-	-	-	-	-	-	-
	Chloromethane	mg/kg	0.007		-	-	-	-	-	-	-
	cis-1,2-dichloroethene	mg/kg	0.006		-	-	-	-	-	-	-
	Dibromomethane	mg/kg	0.009		-	-	-	-	-	-	-
	Dichlorodifluoromethane	mg/kg	0.006		-	-	-	-	-	-	-
	Dichloromethane	mg/kg	0.01		-	-	-	-	-	-	-
	Isopropylbenzene	mg/kg	0.005		-	-	-	-	-	-	-
	n-butylbenzene	mg/kg	0.011		-	-	-	-	-	-	-
	n-propylbenzene	mg/kg	0.01		-	-	-	-	-	-	-
	p-isopropyltoluene	mg/kg	0.01		-	-	-	-	-	-	-
	sec-butylbenzene	mg/kg	0.01		-	-	-	-	-	-	-
	Trichloroethene	mg/kg	0.009	120	-	-	-	-	-	-	-
	tert-butylbenzene	mg/kg	0.014		-	-	-	-	-	-	-
	Tetrachloroethene	mg/kg	0.005	1400	-	-	-	-	-	-	-
	trans-1,2-dichloroethene	mg/kg	0.01		-	-	-	-	-	-	-
	Trichlorofluoromethane	mg/kg	0.006		-	-	-	-	-	-	-
	Vinyl chloride	mg/kg	0.006	3.5	-	-	-	-	-	-	-
	tert-Amyl methyl ether	mg/kg	0.01		-	-	-	-	-	-	-
VOC/SVOC	1,2,3-trichlorobenzene	mg/kg	0.02	1800	-	-	-	-	-	-	-
	1.2.4-trichlorobenzene	mg/kg	0.02	15000	-	-	-	-	-	-	-
	1,2-dichlorobenzene	mg/kg	0.01	90000	-	-	-	-	-	-	-
	1,3,5-Trichlorobenzene	mg/kg	0.02	1700	-	-	-	-	-	-	-
	1,3-dichlorobenzene	mg/kg	0.008	300	-	-	-	-	-	-	-
	1,4-dichlorobenzene	mg/kg	0.005	17000	-	-	-	-	-	-	-

				Location Code	BH03003	BH03003	BH03004	BH03004	BH03004	BH03005	BH03005
				Sample Depth Range	0.5-1	2.8-2.9	0.05-0.1	0.4-0.5	1.5-1.6	0.05-0.1	1.5-1.6
				Sampled Date Time	02/09/2019	04/09/2019	10/09/2019	10/09/2019	13/09/2019	02/09/2019	04/09/2019
				LQM S4UL Public Open Space (POS) Residential - 1% SOM (GAC)							
Chem_Group	**ChemName**	**output unit**	**EQL**								
	Chlorobenzene	mg/kg	0.005	11000	-	-	-	-	-	-	-
	Hexachlorobutadiene	mg/kg	0.02	25	-	-	-	-	-	-	-
SVOC	4-bromophenyl phenyl ether	mg/kg	0.1		-	-	-	-	-	-	-
	4-nitroaniline	mg/kg	0.1		-	-	-	-	-	-	-
	4-nitrophenol	mg/kg	0.1		-	-	-	-	-	-	-
	2,4,5-trichlorophenol	mg/kg	0.1		-	-	-	-	-	-	-
	2,4,6-trichlorophenol	mg/kg	0.1		-	-	-	-	-	-	-
	2,4-dichlorophenol	mg/kg	0.1		-	-	-	-	-	-	-
	2,4-dimethylphenol	mg/kg	0.1		-	-	-	-	-	-	-
	2,4-dinitrotoluene	mg/kg	0.1		-	-	-	-	-	-	-
	2,6-dinitrotoluene	mg/kg	0.1		-	-	-	-	-	-	-
	2-chloronaphthalene	mg/kg	0.1		-	-	-	-	-	-	-
	2-chlorophenol	mg/kg	0.1		-	-	-	-	-	-	-
	2-methylnaphthalene	mg/kg	0.1		-	-	-	-	-	-	-
	2-methylphenol	mg/kg	0.1		-	-	-	-	-	-	-
	2-nitroaniline	mg/kg	0.1		-	-	-	-	-	-	-
	2-nitrophenol	mg/kg	0.1		-	-	-	-	-	-	-
	3-nitroaniline	mg/kg	0.1		-	-	-	-	-	-	-
	4-chloro-3-methylphenol	mg/kg	0.1		-	-	-	-	-	-	-
	4-chloroaniline	mg/kg	0.1		-	-	-	-	-	-	-
	4-chlorophenyl phenyl ether	mg/kg	0.1		-	-	-	-	-	-	-
	4-methylphenol	mg/kg	0.1		-	-	-	-	-	-	-
	Azobenzene	mg/kg	0.1		-	-	-	-	-	-	-
	Bis(2-chloroethoxy) methane	mg/kg	0.1		-	-	-	-	-	-	-
	Bis(2-chloroethyl)ether	mg/kg	0.1		-	-	-	-	-	-	-
	Bis(2-chloroisopropyl) ether	mg/kg	0.1		-	-	-	-	-	-	-
	Bis(2-ethylhexyl) phthalate	mg/kg	0.1		-	-	-	-	-	-	-
	Butyl benzyl phthalate	mg/kg	0.1		-	-	-	-	-	-	-
	Carbazole	mg/kg	0.1		-	-	-	-	-	-	-
	Dibenzofuran	mg/kg	0.1		-	-	-	-	-	-	-
	Diethylphthalate	mg/kg	0.1		-	-	-	-	-	-	-
	Dimethyl phthalate	mg/kg	0.1		-	-	-	-	-	-	-
	Di-n-butyl phthalate	mg/kg	0.1		-	-	-	-	-	-	-
	Di-n-octyl phthalate	mg/kg	0.1		-	-	-	-	-	-	-
	Hexachlorobenzene	mg/kg	0.05	16	-	-	-	-	-	-	-
	Hexachlorocyclopentadiene	mg/kg	0.1		-	-	-	-	-	-	-
	Hexachloroethane	mg/kg	0.1		-	-	-	-	-	-	-
	Isophorone	mg/kg	0.1		-	-	-	-	-	-	-
	Nitrobenzene	mg/kg	0.1		-	-	-	-	-	-	-
	N-nitrosodi-n-propylamine	mg/kg	0.1		-	-	-	-	-	-	-
	Pentachloronitrobenzene	mg/kg	0.05		-	-	-	-	-	-	-
	Pentachlorophenol	mg/kg	0.1	60	-	-	-	-	-	-	-
PCB	Heptachlorobiphenyl, 2,3,3,4,4,5,5- (PCB 189)	mg/kg	0.003		-	-	-	-	-	-	-
	Hexachlorobiphenyl, 2,3,3,4,4,5- (PCB 156)	mg/kg	0.003		-	-	-	-	-	-	-
	Hexachlorobiphenyl, 2,3,3,4,4,5- (PCB 157)	mg/kg	0.003		-	-	-	-	-	-	-
	Hexachlorobiphenyl, 2,3,4,4,5,5- (PCB 167)	mg/kg	0.003		-	-	-	-	-	-	-
	Hexachlorobiphenyl, 3,3,4,4,5,5- (PCB 169)	mg/kg	0.003		-	-	-	-	-	-	-
	PCB 101	mg/kg	0.003		-	-	-	-	-	-	-
	PCB 118	mg/kg	0.003		-	-	-	-	-	-	-
	PCB 138	mg/kg	0.003		-	-	-	-	-	-	-
	PCB 153	mg/kg	0.003		-	-	-	-	-	-	-
	PCB 180	mg/kg	0.003		-	-	-	-	-	-	-
	PCB 28	mg/kg	0.003		-	-	-	-	-	-	-
	PCB 52	mg/kg	0.003		-	-	-	-	-	-	-
	Pentachlorobiphenyl, 2,3,3,4,4- (PCB 105)	mg/kg	0.003		-	-	-	-	-	-	-
	Pentachlorobiphenyl, 2,3,4,4,5- (PCB 114)	mg/kg	0.003		-	-	-	-	-	-	-
	Pentachlorobiphenyl, 2,3,4,4,5- (PCB 123)	mg/kg	0.003		-	-	-	-	-	-	-
	Pentachlorobiphenyl, 3,3,4,4,5- (PCB 126)	mg/kg	0.003		-	-	-	-	-	-	-
	Tetrachlorobiphenyl, 3,3,4,4- (PCB 77)	mg/kg	0.003		-	-	-	-	-	-	-
	Tetrachlorobiphenyl, 3,4,4,5- (PCB 81)	mg/kg	0.003		-	-	-	-	-	-	-
	Total PCB 7 Congeners	mg/kg	0.021		-	-	-	-	-	-	-
	Total PCB WHO 12	mg/kg	0.036		-	-	-	-	-	-	-
Phenolics	Xylenols	mg/kg	0.015		<0.015	<0.015	<0.015	<0.015	<0.015	<0.015	<0.015
	Cresol Total	mg/kg	0.01		<0.01	<0.01	<0.01	<0.01	<0.01	<0.01	<0.01
	Phenol	mg/kg	0.01	(dir)760[#8]	<0.01	<0.01	<0.01	<0.01	<0.01	<0.01	<0.01
	Phenols Monohydric	mg/kg	0.035		<0.035	<0.035	<0.035	<0.035	<0.035	<0.035	<0.035
Organotins	Dibutyltin	mg/kg			-	-	-	-	-	-	-
	Monophenyltin	mg/kg			-	-	-	-	-	-	-
	Diphenyltin	mg/kg			-	-	-	-	-	-	-
	Monobutyltin	mg/kg			-	-	-	-	-	-	-
	Tetrabutyltin	mg/kg			-	-	-	-	-	-	-
	Tributyltin	mg/kg			-	-	-	-	-	-	-
	Triphenyltin	mg/kg			-	-	-	-	-	-	-
Pesticides	Heptachlor epoxide	mg/kg	0.05		-	-	-	-	-	-	-
	Tecnazene	mg/kg	0.05		-	-	-	-	-	-	-
	2,4,5-TP (Silvex)	mg/kg			-	-	-	-	-	-	-
	Hedonal	mg/kg			-	-	-	-	-	-	-

				Location Code	BH03003	BH03003	BH03004	BH03004	BH03004	BH03005	BH03005
				Sample Depth Range	0.5-1	2.8-2.9	0.05-0.1	0.4-0.5	1.5-1.6	0.05-0.1	1.5-1.6
				Sampled Date Time	02/09/2019	04/09/2019	10/09/2019	10/09/2019	13/09/2019	02/09/2019	04/09/2019
			LQM S4UL Public Open Space (POS) Residential - 1% SOM (GAC)								
Chem_Group	**ChemName**	**output unit**	**EQL**								
	2,4-DDT	mg/kg	0.05		-	-	-	-	-	-	-
	2,4-Dichlorprop	mg/kg			-	-	-	-	-	-	-
	4-(2,4-Dichlorophenoxy)butyric Acid (2,4-DB)	mg/kg			-	-	-	-	-	-	-
	4,4-DDE	mg/kg	0.05		-	-	-	-	-	-	-
	a-BHC	mg/kg	0.05	24	-	-	-	-	-	-	-
	Aldrin	mg/kg	0.05	18	-	-	-	-	-	-	-
	Atrazine	mg/kg	0.05	1200	-	-	-	-	-	-	-
	Azinophos methyl	mg/kg	0.05		-	-	-	-	-	-	-
	b-BHC	mg/kg	0.05	8.1	-	-	-	-	-	-	-
	Bentazone	mg/kg			-	-	-	-	-	-	-
	Chlordane (cis)	mg/kg	0.05		-	-	-	-	-	-	-
	Chlordane (trans)	mg/kg	0.05		-	-	-	-	-	-	-
	Chlorfenvinphos	mg/kg	0.05		-	-	-	-	-	-	-
	Chlorotoluron	mg/kg			-	-	-	-	-	-	-
	Chlorpyrifos-methyl	mg/kg	0.05		-	-	-	-	-	-	-
	Cyanazine	mg/kg			-	-	-	-	-	-	-
	d-BHC	mg/kg	0.05		-	-	-	-	-	-	-
	DDD	mg/kg	0.05		-	-	-	-	-	-	-
	DDT	mg/kg	0.05		-	-	-	-	-	-	-
	Chlorothalonil	mg/kg	0.05		-	-	-	-	-	-	-
	Diazinon	mg/kg	0.05		-	-	-	-	-	-	-
	Dichlorvos	mg/kg	0.05	16	-	-	-	-	-	-	-
	Dieldrin	mg/kg	0.05	18	-	-	-	-	-	-	-
	Dimethoate	mg/kg	0.05		-	-	-	-	-	-	-
	Disulfoton	mg/kg	0.05		-	-	-	-	-	-	-
	Diuron	mg/kg			-	-	-	-	-	-	-
	Endosulfan I	mg/kg	0.05	1200	-	-	-	-	-	-	-
	Endosulfan II	mg/kg	0.05		-	-	-	-	-	-	-
	Endosulfan sulphate	mg/kg	0.05		-	-	-	-	-	-	-
	Endrin	mg/kg	0.05		-	-	-	-	-	-	-
	Fenitrothion	mg/kg	0.05		-	-	-	-	-	-	-
	Fenthion	mg/kg	0.05		-	-	-	-	-	-	-
	Fluroxypyr	mg/kg			-	-	-	-	-	-	-
	g-BHC (Lindane)	mg/kg	0.05	8.2	-	-	-	-	-	-	-
	Heptachlor	mg/kg	0.05		-	-	-	-	-	-	-
	Isodrin	mg/kg	0.05		-	-	-	-	-	-	-
	Isoproturon	mg/kg			-	-	-	-	-	-	-
	Linuron	mg/kg			-	-	-	-	-	-	-
	Malathion	mg/kg	0.05		-	-	-	-	-	-	-
	2-Methyl-4-chlorophenoxyacetic acid	mg/kg			-	-	-	-	-	-	-
	2-Methyl-4-Chlorophenoxy Butanoic Acid	mg/kg			-	-	-	-	-	-	-
	Mecoprop	mg/kg			-	-	-	-	-	-	-
	Methoxychlor	mg/kg	0.05		-	-	-	-	-	-	-
	Methyl parathion	mg/kg	0.05		-	-	-	-	-	-	-
	Mevinphos (Phosdrin)	mg/kg	0.05		-	-	-	-	-	-	-
	Nitroguanidine	mg/kg			-	-	-	-	-	-	-
	o,p-DDD	mg/kg	0.05		-	-	-	-	-	-	-
	o,p'-DDE	mg/kg	0.05		-	-	-	-	-	-	-
	o,p-Methoxychlor	mg/kg	0.05		-	-	-	-	-	-	-
	Parathion	mg/kg	0.05		-	-	-	-	-	-	-
	Pendimethalin	mg/kg	0.05		-	-	-	-	-	-	-
	Permethrin	mg/kg	0.05		-	-	-	-	-	-	-

				Location Code	BH03003	BH03003	BH03004	BH03004	BH03004	BH03005	BH03005
				Sample Depth Range	0.5-1	2.8-2.9	0.05-0.1	0.4-0.5	1.5-1.6	0.05-0.1	1.5-1.6
				Sampled Date Time	02/09/2019	04/09/2019	10/09/2019	10/09/2019	13/09/2019	02/09/2019	04/09/2019
			LQM S4UL Public Open Space (POS) Residential - 1% SOM (GAC)								
Chem_Group	**ChemName**	**output unit**	**EQL**								
	Permethrin II	mg/kg	0.05		-	-	-	-	-	-	-
	Phorate	mg/kg	0.05		-	-	-	-	-	-	-
	Prometryn	mg/kg	0.05		-	-	-	-	-	-	-
	Pronamide	mg/kg	0.05		-	-	-	-	-	-	-
	Propazine	mg/kg	0.05		-	-	-	-	-	-	-
	Simazine	mg/kg	0.05		-	-	-	-	-	-	-
	Terbutryn	mg/kg	0.05		-	-	-	-	-	-	-
	Terbutylazine	mg/kg	0.05		-	-	-	-	-	-	-
	Triadimefon	mg/kg	0.05		-	-	-	-	-	-	-
	Triallate	mg/kg	0.05		-	-	-	-	-	-	-
	Triclopyr	mg/kg			-	-	-	-	-	-	-
	Trifluralin	mg/kg	0.05		-	-	-	-	-	-	-
	Telodrin	mg/kg	0.05		-	-	-	-	-	-	-
Radionuclides	Caesium-137	Bq/kg	1.4		-	-	-	-	-	-	-
	Protactinium-234m	Bq/kg	140		-	-	-	-	-	-	-
	Americium-241	Bq/g	0.0022		-	-	-	-	-	-	-
	Beryllium-7	Bq/g	0.016		-	-	-	-	-	-	-
	Cobalt-60	Bq/g	0.0015		-	-	-	-	-	-	-
	Gross alpha	Bq/kg	54		-	-	-	-	-	-	-
	Gross beta	Bq/kg	87		-	-	-	-	-	-	-
	Lead-210	Bq/kg	22		-	-	-	-	-	-	-
	Potassium-40	Bq/kg	2		-	-	-	-	-	-	-
	Radium -224	Bq/g	0.022		-	-	-	-	-	-	-
	Radium-226	Bq/g	0.0005		-	-	-	-	-	-	-
	Thorium-228	Bq/g	0.0005		-	-	-	-	-	-	-
	Thorium-230	Bq/g	0.0005		-	-	-	-	-	-	-
	Thorium-232	Bq/g	0.0005		-	-	-	-	-	-	-
	Thorium-234	Bq/g	0.025		-	-	-	-	-	-	-
	Uranium-234	Bq/g	0.0005		-	-	-	-	-	-	-
	Uranium-235	Bq/g	0.0005		-	-	-	-	-	-	-
SVOC TIC	SVOC TICS - Detect	Detect			-	-	-	-	-	-	-
	SVOC Tentatively Identified Compounds	mg/kg	0.1		-	-	-	-	-	-	-
VOC TIC	VOC Tentatively Identified Compounds	mg/kg	0.05		-	-	-	-	-	-	-
Explosives	2,2,4,4,6,6-Hexanitrostilbene	mg/kg			-	-	-	-	-	-	-
	2,4,6-Trinitrotoluene (TNT)	mg/kg		130	-	-	-	-	-	-	-
	2,4,6-trinitrophenyl	mg/kg			-	-	-	-	-	-	-
	HMX	mg/kg		13000	-	-	-	-	-	-	-
	Ethylene glycol dinitrate	mg/kg			-	-	-	-	-	-	-
	Nitrocellulose (12% N)	mg/kg			-	-	-	-	-	-	-
	Nitroglycerine	mg/kg			-	-	-	-	-	-	-
	PETN	mg/kg			-	-	-	-	-	-	-
	RDX	mg/kg		26000	-	-	-	-	-	-	-
	Tetryl	mg/kg			-	-	-	-	-	-	-
NA	Actinium-228	Bq/kg	2		-	-	-	-	-	-	-
	Caesium-134	Bq/kg	1.7		-	-	-	-	-	-	-
	Bismuth-212	Bq/kg	19		-	-	-	-	-	-	-
	Bismuth-214	Bq/kg	2		-	-	-	-	-	-	-
	Lead-212	Bq/kg	2		-	-	-	-	-	-	-
	Lead-214	Bq/kg	2		-	-	-	-	-	-	-
	Thallium-208	Bq/kg	2		-	-	-	-	-	-	-
Other	Temperature	°C			18.5	21.1	17.2	19.1	19.7	19.2	21.3
	Conductivity @ 20oC	uS/cm	14		135 - 140	150 - 152	409 - 422	199 - 200	196 - 201	304 - 338	114 - 115
	Organic Matter	%	0.35		-	-	-	-	-	-	-
	Moisture Content (dried @35oC)	%			18	13	14	13	22	14	11
	pH (Lab)	pH Units	1		8.06 - 9.03	7.93 - 8.69	8.07 - 8.67	8.18 - 8.81	7.96 - 8.87	8.26 - 8.64	7.89 - 9.21
	Total Organic Carbon	%	0.2		<0.2	<0.2	1.35	0.518	<0.2	1.27	<0.2

Environmental Standards Comments

#1:GAC is only presented as speciated chromium. 7.7mg/kg is used for hexavalent. If hexavalent chromium (CrVI) data is available, a value of 1,500mg/kg may be appropriate for the remaining trivalent chromium (CrIII).
#2:C4SL for lead adopted
#3:GAC only presented as speciated mercury. 16mg/kg is used for elemental mercury. If the CSM indicates that elemental mercury is not a CoC and mercury is present in an inorganic form, a value of 120mg/kg for inorganic mercury may be appropriate
#4:Updated S4UL for nickel
#5:S4UL exceeds solubility saturation limit
#6:Criteria derived for Ali>C16-C35 split between Ali>C16-21 & Ali>C21-35. Requires summation of fractions to use Ali>C16-C35 criteria.
#7:Criteria presented is for p-xylene. A separate value is presented for o-xylene.
#8:S4UL based on a threshold protective of direct skin contact with phenol

Key

<0.6	Result MDL exceeds GAC
27.8	Result exceeds GAC

Notes

Where a range is given a determinand has been analysed for by more than one method

				Location Code	BH03006	BH03006	BH03300	BH03300	BH03300	BH03300	BH03300
				Sample Depth Range	0.1-0.2	1.6-1.7	0.1-0.1	0.1-0.1	0.2-0.2	0.7-0.7	1.3-1.5
				Sampled Date Time	16/09/2019	19/09/2019	20/04/2020	20/04/2020	20/04/2020	20/04/2020	22/04/2020
				LQM S4UL Public Open Space (POS) Residential - 1% SOM (GAC)							
Chem_Group	**ChemName**	**output unit**	**EQL**								
Metals	Antimony	mg/kg	0.6		-	-	<0.6	-	<0.6	<0.6	<0.6
	Arsenic	mg/kg	0.6	79	12.6	<0.6	13.4	-	4.26	3.2	<0.6
	Barium	mg/kg	0.6	-	-	-	-	-	-	-	-
	Beryllium	mg/kg	0.01	2.2	-	-	-	-	-	-	-
	Boron	mg/kg	1	21000	1.1	<1	<1	-	<1	<1	<1
	Cadmium	mg/kg	0.02	120	0.503	0.312	0.532	-	0.345	0.601	0.262
	Chromium (hexavalent)	mg/kg	0.6	7.7	<0.6	<0.6	<0.6	-	<0.6	<0.6	<0.6
	Chromium	mg/kg	0.9	[#1]	19.7	0.988	37.1	-	2.98	3.81	0.93
	Copper	mg/kg	1.4	12000	14.5	1.62	15.1	-	4.07	5.8	<1.4
	Lead	mg/kg	0.7	630[#2]	32.4	<0.7	20.2	-	3.02	3.67	<0.7
	Mercury	mg/kg	0.14	[#3]	<0.14	<0.14	<0.14	-	<0.14	<0.14	<0.14
	Molybdenum	mg/kg	0.1		-	-	0.159	-	0.118	0.113	<0.1
	Nickel	mg/kg	0.2	230[#4]	19.1	8.78	41	-	14.5	28.5	3.32
	Selenium	mg/kg	1	1100	<1	<1	<1	-	<1	<1	<1
	Vanadium	mg/kg	0.2	2000	-	-	54.3	-	6.93	4.92	1.14
	Zinc	mg/kg	1.9	81000	61.6	13	77.2	-	20.2	37.8	8.31
Asbestos	Anthophyllite	Detect			0	0	0	-	0	0	0
	Asbestos Analysts Comments	-			-	-	-	-	-	-	-
	Asbestos PCOM Quantification	%	0.001		-	-	-	-	-	-	-
	Asbestos Quantification Total	%	0.001		-	-	-	-	-	-	-
	Asbestos: Actinolite	Detect			0	0	0	-	0	0	0
	Additional Asbestos Components (Using TM048)	Comment			-	-	-	-	-	-	-
	Crocidolite Asbestos	Detect			0	0	0	-	0	0	0
	Asbestos Gravimetric Quantification	%	0.001		-	-	-	-	-	-	-
	Chrysotile Asbestos	Detect			0	0	0	-	0	0	0
	Amosite Asbestos	Detect			0	0	0	-	0	0	0
	Non-Asbestos Fibre	Detect			0	0	0	-	0	0	0
	Tremolite	Detect			0	0	0	-	0	0	0
Inorganics	Alkalinity (total) as CaCO3	mg/kg	10		-	-	-	-	-	-	-
	Ammoniacal Nitrogen as N	mg/kg	12		-	-	<12	-	<12	<12	<12
	Cyanide (Free)	mg/kg	1		<1	<1	<1	-	<1	<1	<1
	Cyanide Total	mg/kg	1		<1	<1	<1	-	<1	<1	<1
	cyanides-complex	mg/kg	1		<1	<1	<1	-	<1	<1	<1
	Nitrite (as N)	mg/kg	0.03		-	-	-	-	-	-	-
	Sulphate	mg/kg	200		-	-	-	-	-	-	-
PAH	Naphthalene	mg/kg	0.009	4900	<0.009	<0.009	<0.009	-	<0.009	<0.009	<0.009
	Acenaphthene	mg/kg	0.008	15000	<0.008	<0.008	<0.1 - 0.0123	-	<0.008	<0.008	<0.008
	Acenaphthylene	mg/kg	0.012	15000	<0.012	<0.012	<0.1 - 0.0178	-	<0.012	<0.012	<0.012
	Fluoranthene	mg/kg	0.017	3100	0.189	<0.017	0.492 - 0.672	-	<0.017	<0.017	<0.017
	Anthracene	mg/kg	0.016	74000	<0.016	<0.016	<0.1 - 0.0456	-	<0.016	<0.016	<0.016
	Phenanthrene	mg/kg	0.015	3100	0.104	<0.015	0.226 - 0.381	-	<0.015	<0.015	<0.015
	Fluorene	mg/kg	0.01	9900	<0.01	<0.01	<0.01	-	<0.01	<0.01	<0.01
	Chrysene	mg/kg	0.01	57	0.0787	<0.01	0.22 - 0.336	-	<0.01	<0.01	<0.01
	Pyrene	mg/kg	0.015	7400	0.158	<0.015	0.397 - 0.638	-	<0.015	<0.015	<0.015
	Benzo(a)anthracene	mg/kg	0.014	29	0.0777	<0.014	0.219 - 0.291	-	<0.014	<0.014	<0.014
	Benzo(b)fluoranthene	mg/kg	0.015	7.1	0.103	<0.015	0.202 - 0.246	-	<0.015	<0.015	0.0253
	Benzo(k)fluoranthene	mg/kg	0.014	190	0.0447	<0.014	0.131 - 0.336	-	<0.014	<0.014	<0.014
	Benzo(a)pyrene	mg/kg	0.015	5.7	0.0953	<0.015	0.213 - 0.266	-	<0.015	<0.015	0.021
	Dibenz(a,h)anthracene	mg/kg	0.023	0.57	<0.023	<0.023	<0.1 - 0.0363	-	<0.023	<0.023	<0.023
	Benzo(g,h,i)perylene	mg/kg	0.024	640	0.0742	<0.024	0.146 - 0.182	-	<0.024	<0.024	<0.024
	Indeno(1,2,3-c,d)pyrene	mg/kg	0.018	82	0.0714	<0.018	0.183 - 0.202	-	<0.018	<0.018	<0.018
	PAH 16 Total	mg/kg	0.118		0.996	<0.118	2.63	-	<0.118	<0.118	<0.118
TPH CWG	>C5-C6 Aliphatics	mg/kg	0.01	(sol)570000[#5]	-	-	<0.01	-	<0.01	<0.01	<0.01
	>C6-C8 Aliphatics	mg/kg	0.01	600000	-	-	<0.01	-	<0.01	<0.01	<0.01
	>C10-C44 Aliphatics	mg/kg	5		-	-	<5	-	<5	<5	<5
	>C10-C44 Aliphatics/Aromatics	mg/kg	10		-	-	11.1	-	<10	<10	<10
	>C8-C10 Aliphatics	mg/kg	0.01	13000	-	-	<0.01	-	<0.01	<0.01	<0.01
	>C10-C12 Aliphatics	mg/kg	0.01	13000	-	-	<1	-	<1	<1	<1
	>C12-C16 Aliphatics	mg/kg	0.1	13000	-	-	<1	-	<1	<1	<1
	>C16-C21 Aliphatics	mg/kg	0.1	125000[#6]	-	-	<1	-	<1	<1	<1
	>C21-C35 Aliphatics	mg/kg	0.1	125000[#6]	-	-	4.4	-	<1	<1	<1
	>C35-C44 Aliphatics	mg/kg	0.1	250000	-	-	<1	-	<1	<1	<1
	>C5-C10 Aliphatics	mg/kg	0.05		-	-	<0.05	-	<0.05	<0.05	<0.05
	Total Aliphatics >C12-C44	mg/kg	0.1		-	-	-	-	-	-	-
	>EC5-EC10 Aromatics	mg/kg	0.05		-	-	<0.05	-	<0.05	<0.05	<0.05
	>EC6-EC7 Aromatics	mg/kg	0.01		-	-	<0.01	-	<0.01	<0.01	<0.01
	>EC7-EC8 Aromatics	mg/kg	0.01	56000	-	-	<0.01	-	<0.01	<0.01	<0.01
	>EC8-EC10 Aromatics	mg/kg	0.01	5000	-	-	<0.01	-	<0.01	<0.01	<0.01
	>EC10-EC12 Aromatics	mg/kg	0.01	5000	-	-	<1	-	<1	<1	<1
	>EC10-EC44 Aromatics	mg/kg	5		-	-	6.48	-	<5	<5	<5
	>EC12-EC16 Aromatics	mg/kg	0.1	5100	-	-	<1	-	<1	<1	<1
	>EC16-EC21 Aromatics	mg/kg	0.1	3800	-	-	<1	-	<1	<1	<1
	>EC21-EC35 Aromatics	mg/kg	0.1	3800	-	-	4.78	-	<1	<1	<1
	>EC35-EC44 Aromatics	mg/kg	0.1	3800	-	-	<1	-	<1	<1	<1
	>EC40-EC44 Aromatics	mg/kg	0.1		-	-	<1	-	<1	<1	<1
	>EC12-EC44 Aromatics	mg/kg	0.1		-	-	-	-	-	-	-
	TPH Aliphatics & Aromatics >C5-44	mg/kg	0.1		-	-	<10	-	<10	<10	<10
TPH	>C5-C6	mg/kg	0.02		<0.02	<0.02	-	-	-	-	-

				Location Code	BH03006	BH03006	BH03300	BH03300	BH03300	BH03300	BH03300
				Sample Depth Range	0.1-0.2	1.6-1.7	0.1-0.1	0.1-0.1	0.2-0.2	0.7-0.7	1.3-1.5
				Sampled Date Time	16/09/2019	19/09/2019	20/04/2020	20/04/2020	20/04/2020	20/04/2020	22/04/2020
				LQM S4UL Public Open Space (POS) Residential - 1% SOM (GAC)							
Chem_Group	ChemName	output unit	EQL								
	>C6-C7	mg/kg	0.02		<0.02	<0.02	-	-	-	-	-
	>C7-C8	mg/kg	0.02		<0.02	<0.02	-	-	-	-	-
	>C8-C10	mg/kg	0.02		<0.02	<0.02	-	-	-	-	-
	>C10-C12	mg/kg	0.02		<0.02	<0.02	-	-	-	-	-
	>C12-C16	mg/kg	35		<35	<35	-	-	-	-	-
	>C16-C21	mg/kg	35		<35	<35	-	-	-	-	-
	>C21-C28	mg/kg	35		<35	<35	-	-	-	-	-
	>C28-C35	mg/kg	35		<35	<35	-	-	-	-	-
	>C35-C40	mg/kg	35		<35	<35	-	-	-	-	-
	GRO >C5-10	mg/kg	0.02		-	-	<0.02	-	<0.02	<0.02	<0.02
	TPH >C6-C40	mg/kg	10		-	-	-	-	-	-	-
	EPH>C5-40	mg/kg	35		51.3	<35	-	-	-	-	-
	EPH >C10-40	mg/kg	35		51.3	<35	-	-	-	-	-
	GRO >C5-12	mg/kg	0.1		<0.1	<0.1	-	-	-	-	-
	Total Petroleum Hydrocarbons	mg/kg	35		-	-	-	-	-	-	-
BTEX and MTBE	Benzene	mg/kg	0.009	72	<0.009	<0.009	<0.009	-	<0.009	<0.009	<0.009
	Toluene	mg/kg	0.007	56000	<0.007	<0.007	<0.007	-	<0.007	<0.007	<0.007
	Ethylbenzene	mg/kg	0.004	24000	<0.004	<0.004	<0.004	-	<0.004	<0.004	<0.004
	Xylene (m & p)	mg/kg	0.01	41000#7	<0.01	<0.01	<0.01	-	<0.01	<0.01	<0.01
	Xylene (o)	mg/kg	0.01	41000	<0.01	<0.01	<0.01	-	<0.01	<0.01	<0.01
	Xylene Total	mg/kg	0.02		-	-	<0.02	-	<0.02	<0.02	<0.02
	MTBE	mg/kg	0.01		<0.01	<0.01	<0.01	-	<0.01	<0.01	<0.01
	Total BTEX	mg/kg	0.04		<0.04	<0.04	<0.04	-	<0.04	<0.04	<0.04
VOC	Styrene	mg/kg	0.01		-	-	<0.01	-	<0.01	<0.01	-
	cis-1,3-dichloropropene	mg/kg	0.01		-	-	<0.01	-	<0.01	<0.01	-
	trans-1,3-dichloropropene	mg/kg	0.01		-	-	<0.01	-	<0.01	<0.01	-
	1,1,1,2-tetrachloroethane	mg/kg	0.01	1400	-	-	<0.01	-	<0.01	<0.01	-
	1,1,1-trichloroethane	mg/kg	0.007	140000	-	-	<0.007	-	<0.007	<0.007	-
	1,1,2,2-tetrachloroethane	mg/kg	0.01	1400	-	-	<0.01	-	<0.01	<0.01	-
	1,1,2-trichloroethane	mg/kg	0.01		-	-	<0.01	-	<0.01	<0.01	-
	1,1-dichloroethane	mg/kg	0.008		-	-	<0.008	-	<0.008	<0.008	-
	1,1-dichloroethene	mg/kg	0.01		-	-	<0.01	-	<0.01	<0.01	-
	1,1-dichloropropene	mg/kg	0.01		-	-	<0.01	-	<0.01	<0.01	-
	1,2,3-trichloropropane	mg/kg	0.016		-	-	<0.016	-	<0.016	<0.016	-
	1,2,4-trimethylbenzene	mg/kg	0.009		-	-	<0.009	-	<0.009	<0.009	-
	1,2-dibromo-3-chloropropane	mg/kg	0.014		-	-	<0.014	-	<0.014	<0.014	-
	1,2-dibromoethane	mg/kg	0.01		-	-	<0.01	-	<0.01	<0.01	-
	1,2-dichloroethane	mg/kg	0.005	29	-	-	<0.005	-	<0.005	<0.005	-
	1,2-dichloropropane	mg/kg	0.01		-	-	<0.01	-	<0.01	<0.01	-
	1,3,5-trimethylbenzene	mg/kg	0.008		-	-	<0.008	-	<0.008	<0.008	-
	1,3-dichloropropane	mg/kg	0.007		-	-	<0.007	-	<0.007	<0.007	-
	2,2-dichloropropane	mg/kg	0.01		-	-	<0.01	-	<0.01	<0.01	-
	2-chlorotoluene	mg/kg	0.009		-	-	<0.009	-	<0.009	<0.009	-
	4-chlorotoluene	mg/kg	0.01		-	-	<0.01	-	<0.01	<0.01	-
	Bromobenzene	mg/kg	0.01		-	-	<0.01	-	<0.01	<0.01	-
	Bromochloromethane	mg/kg	0.01		-	-	<0.01	-	<0.01	<0.01	-
	Bromodichloromethane	mg/kg	0.007		-	-	<0.007	-	<0.007	<0.007	-
	Bromoform	mg/kg	0.01		-	-	<0.01	-	<0.01	<0.01	-
	Bromomethane	mg/kg	0.01		-	-	<0.01	-	<0.01	<0.01	-
	Carbon disulfide	mg/kg	0.007	11000	-	-	<0.007	-	<0.007	<0.007	-
	Carbon tetrachloride	mg/kg	0.01	890	-	-	<0.01	-	<0.01	<0.01	-
	Chlorodibromomethane	mg/kg	0.01		-	-	<0.01	-	<0.01	<0.01	-
	Chloroethane	mg/kg	0.01		-	-	<0.01	-	<0.01	<0.01	-
	Chloroform	mg/kg	0.008	2500	-	-	<0.008	-	<0.008	<0.008	-
	Chloromethane	mg/kg	0.007		-	-	<0.007	-	<0.007	<0.007	-
	cis-1,2-dichloroethene	mg/kg	0.006		-	-	<0.006	-	<0.006	<0.006	-
	Dibromomethane	mg/kg	0.009		-	-	<0.009	-	<0.009	<0.009	-
	Dichlorodifluoromethane	mg/kg	0.006		-	-	<0.006	-	<0.006	<0.006	-
	Dichloromethane	mg/kg	0.01		-	-	<0.01	-	<0.01	<0.01	-
	Isopropylbenzene	mg/kg	0.005		-	-	<0.005	-	<0.005	<0.005	-
	n-butylbenzene	mg/kg	0.011		-	-	<0.011	-	<0.011	<0.011	-
	n-propylbenzene	mg/kg	0.01		-	-	<0.01	-	<0.01	<0.01	-
	p-isopropyltoluene	mg/kg	0.01		-	-	<0.01	-	<0.01	<0.01	-
	sec-butylbenzene	mg/kg	0.01		-	-	<0.01	-	<0.01	<0.01	-
	Trichloroethene	mg/kg	0.009	120	-	-	<0.009	-	<0.009	<0.009	-
	tert-butylbenzene	mg/kg	0.014		-	-	<0.014	-	<0.014	<0.014	-
	Tetrachloroethene	mg/kg	0.005	1400	-	-	<0.005	-	<0.005	<0.005	-
	trans-1,2-dichloroethene	mg/kg	0.01		-	-	<0.01	-	<0.01	<0.01	-
	Trichlorofluoromethane	mg/kg	0.006		-	-	<0.006	-	<0.006	<0.006	-
	Vinyl chloride	mg/kg	0.006	3.5	-	-	<0.006	-	<0.006	<0.006	-
	tert-Amyl methyl ether	mg/kg	0.01		-	-	<0.01	-	<0.01	<0.01	-
VOC/SVOC	1,2,3-trichlorobenzene	mg/kg	0.02	1800	-	-	<0.02	-	<0.02	<0.02	-
	1,2,4-trichlorobenzene	mg/kg	0.02	15000	-	-	<0.02	-	<0.02	<0.02	-
	1,2-dichlorobenzene	mg/kg	0.01	90000	-	-	<0.01	-	<0.01	<0.01	-
	1,3,5-Trichlorobenzene	mg/kg	0.02	1700	-	-	-	-	-	-	-
	1,3-dichlorobenzene	mg/kg	0.008	300	-	-	<0.008	-	<0.008	<0.008	-
	1,4-dichlorobenzene	mg/kg	0.005	17000	-	-	<0.005	-	<0.005	<0.005	-

				Location Code	BH03006	BH03006	BH03300	BH03300	BH03300	BH03300	BH03300
				Sample Depth Range	0.1-0.2	1.6-1.7	0.1-0.1	0.1-0.1	0.2-0.2	0.7-0.7	1.3-1.5
				Sampled Date Time	16/09/2019	19/09/2019	20/04/2020	20/04/2020	20/04/2020	20/04/2020	22/04/2020
				LQM S4UL Public Open Space (POS) Residential - 1% SOM (GAC)							
Chem_Group	ChemName	output unit	EQL								
	Chlorobenzene	mg/kg	0.005	11000	-	-	<0.005	-	<0.005	<0.005	-
	Hexachlorobutadiene	mg/kg	0.02	25	-	-	<0.02	-	<0.02	<0.02	-
SVOC	4-bromophenyl phenyl ether	mg/kg	0.1		-	-	<0.1	-	<0.1	<0.1	-
	4-nitroaniline	mg/kg	0.1		-	-	<0.1	-	<0.1	<0.1	-
	4-nitrophenol	mg/kg	0.1		-	-	<0.1	-	<0.1	<0.1	-
	2,4,5-trichlorophenol	mg/kg	0.1		-	-	<0.01	-	<0.1	<0.1	-
	2,4,6-trichlorophenol	mg/kg	0.1		-	-	<0.1	-	<0.1	<0.1	-
	2,4-dichlorophenol	mg/kg	0.1		-	-	<0.1	-	<0.1	<0.1	-
	2,4-dimethylphenol	mg/kg	0.1		-	-	<0.1	-	<0.1	<0.1	-
	2,4-dinitrotoluene	mg/kg	0.1		-	-	<0.1	-	<0.1	<0.1	-
	2,6-dinitrotoluene	mg/kg	0.1		-	-	<0.1	-	<0.1	<0.1	-
	2-chloronaphthalene	mg/kg	0.1		-	-	<0.1	-	<0.1	<0.1	-
	2-chlorophenol	mg/kg	0.1		-	-	<0.1	-	<0.1	<0.1	-
	2-methylnaphthalene	mg/kg	0.1		-	-	<0.1	-	<0.1	<0.1	-
	2-methylphenol	mg/kg	0.1		-	-	<0.1	-	<0.1	<0.1	-
	2-nitroaniline	mg/kg	0.1		-	-	<0.1	-	<0.1	<0.1	-
	2-nitrophenol	mg/kg	0.1		-	-	<0.1	-	<0.1	<0.1	-
	3-nitroaniline	mg/kg	0.1		-	-	<0.1	-	<0.1	<0.1	-
	4-chloro-3-methylphenol	mg/kg	0.1		-	-	<0.1	-	<0.1	<0.1	-
	4-chloroaniline	mg/kg	0.1		-	-	<0.1	-	<0.1	<0.1	-
	4-chlorophenyl phenyl ether	mg/kg	0.1		-	-	<0.1	-	<0.1	<0.1	-
	4-methylphenol	mg/kg	0.1		-	-	<0.1	-	<0.1	<0.1	-
	Azobenzene	mg/kg	0.1		-	-	<0.1	-	<0.1	<0.1	-
	Bis(2-chloroethoxy) methane	mg/kg	0.1		-	-	<0.1	-	<0.1	<0.1	-
	Bis(2-chloroethyl)ether	mg/kg	0.1		-	-	<0.1	-	<0.1	<0.1	-
	Bis(2-chloroisopropyl) ether	mg/kg	0.1		-	-	<0.1	-	<0.1	<0.1	-
	Bis(2-ethylhexyl) phthalate	mg/kg	0.1		-	-	<0.1	-	<0.1	<0.1	-
	Butyl benzyl phthalate	mg/kg	0.1		-	-	<0.1	-	<0.1	<0.1	-
	Carbazole	mg/kg	0.1		-	-	<0.1	-	<0.1	<0.1	-
	Dibenzofuran	mg/kg	0.1		-	-	<0.1	-	<0.1	<0.1	-
	Diethylphthalate	mg/kg	0.1		-	-	<0.1	-	<0.1	<0.1	-
	Dimethyl phthalate	mg/kg	0.1		-	-	<0.1	-	<0.1	<0.1	-
	Di-n-butyl phthalate	mg/kg	0.1		-	-	<0.1	-	<0.1	<0.1	-
	Di-n-octyl phthalate	mg/kg	0.1		-	-	<0.1	-	<0.1	<0.1	-
	Hexachlorobenzene	mg/kg	0.05	16	-	-	<0.05	-	<0.1	<0.1	-
	Hexachlorocyclopentadiene	mg/kg	0.1		-	-	<0.1	-	<0.1	<0.1	-
	Hexachloroethane	mg/kg	0.1		-	-	<0.1	-	<0.1	<0.1	-
	Isophorone	mg/kg	0.1		-	-	<0.1	-	<0.1	<0.1	-
	Nitrobenzene	mg/kg	0.1		-	-	<0.1	-	<0.1	<0.1	-
	N-nitrosodi-n-propylamine	mg/kg	0.1		-	-	<0.1	-	<0.1	<0.1	-
	Pentachloronitrobenzene	mg/kg	0.05		-	-	-	-	-	-	-
	Pentachlorophenol	mg/kg	0.1	60	-	-	<0.1	-	<0.1	<0.1	-
PCB	Heptachlorobiphenyl, 2,3,3,4,4,5,5- (PCB 189)	mg/kg	0.003		-	-	<0.003	-	<0.003	<0.003	<0.003
	Hexachlorobiphenyl, 2,3,3,4,4,5- (PCB 156)	mg/kg	0.003		-	-	<0.003	-	<0.003	<0.003	<0.003
	Hexachlorobiphenyl, 2,3,3,4,4,5- (PCB 157)	mg/kg	0.003		-	-	<0.003	-	<0.003	<0.003	<0.003
	Hexachlorobiphenyl, 2,3,4,4,5,5- (PCB 167)	mg/kg	0.003		-	-	<0.003	-	<0.003	<0.003	<0.003
	Hexachlorobiphenyl, 3,3,4,4,5,5- (PCB 169)	mg/kg	0.003		-	-	<0.003	-	<0.003	<0.003	<0.003
	PCB 101	mg/kg	0.003		-	-	<0.003	-	<0.003	<0.003	<0.003
	PCB 118	mg/kg	0.003		-	-	<0.003	-	<0.003	<0.003	<0.003
	PCB 138	mg/kg	0.003		-	-	<0.003	-	<0.003	<0.003	<0.003
	PCB 153	mg/kg	0.003		-	-	<0.003	-	<0.003	<0.003	<0.003
	PCB 180	mg/kg	0.003		-	-	<0.003	-	<0.003	<0.003	<0.003
	PCB 28	mg/kg	0.003		-	-	<0.003	-	<0.003	<0.003	<0.003
	PCB 52	mg/kg	0.003		-	-	<0.003	-	<0.003	<0.003	<0.003
	Pentachlorobiphenyl, 2,3,3,4,4- (PCB 105)	mg/kg	0.003		-	-	<0.003	-	<0.003	<0.003	<0.003
	Pentachlorobiphenyl, 2,3,4,4,5- (PCB 114)	mg/kg	0.003		-	-	<0.003	-	<0.003	<0.003	<0.003
	Pentachlorobiphenyl, 2,3,4,4,5- (PCB 123)	mg/kg	0.003		-	-	<0.003	-	<0.003	<0.003	<0.003
	Pentachlorobiphenyl, 3,3,4,4,5- (PCB 126)	mg/kg	0.003		-	-	<0.003	-	<0.003	<0.003	<0.003
	Tetrachlorobiphenyl, 3,3,4,4- (PCB 77)	mg/kg	0.003		-	-	<0.003	-	<0.003	<0.003	<0.003
	Tetrachlorobiphenyl, 3,4,4,5- (PCB 81)	mg/kg	0.003		-	-	<0.003	-	<0.003	<0.003	<0.003
	Total PCB 7 Congeners	mg/kg	0.021		-	-	<0.021	-	<0.021	<0.021	<0.021
	Total PCB WHO 12	mg/kg	0.036		-	-	<0.036	-	<0.036	<0.036	<0.036
Phenolics	Xylenols	mg/kg	0.015		<0.015	<0.015	<0.015	-	<0.015	<0.015	<0.015
	Cresol Total	mg/kg	0.01		0.0338	<0.01	0.0112	-	<0.01	<0.01	<0.01
	Phenol	mg/kg	0.01	(dir)760[#B]	<0.01	<0.01	<0.01	-	<0.01	<0.01	<0.01
	Phenols Monohydric	mg/kg	0.035		<0.035	<0.035	<0.035	-	<0.035	<0.035	<0.035
Organotins	Dibutyltin	mg/kg			-	-	-	-	-	-	-
	Monophenyltin	mg/kg			-	-	<0.02	-	<0.02	<0.02	<0.02
	Diphenyltin	mg/kg			-	-	-	-	-	-	-
	Monobutyltin	mg/kg			-	-	-	-	-	-	-
	Tetrabutyltin	mg/kg			-	-	-	-	-	-	-
	Tributyltin	mg/kg			-	-	<0.02	-	<0.02	<0.02	<0.02
	Triphenyltin	mg/kg			-	-	-	-	-	-	-
Pesticides	Heptachlor epoxide	mg/kg	0.05		-	-	<0.05	-	-	-	-
	Tecnazene	mg/kg	0.05		-	-	-	-	-	-	-
	2,4,5-TP (Silvex)	mg/kg			-	-	<0.01	-	-	-	-
	Hedonal	mg/kg			-	-	<0.01	-	-	-	-

				Location_Code	BH03006	BH03006	BH03300	BH03300	BH03300	BH03300	BH03300
				Sample_Depth_Range	0.1-0.2	1.6-1.7	0.1-0.1	0.1-0.1	0.2-0.2	0.7-0.7	1.3-1.5
				Sampled_Date_Time	16/09/2019	19/09/2019	20/04/2020	20/04/2020	20/04/2020	20/04/2020	22/04/2020
				LQM S4UL Public Open Space (POS) Residential - 1% SOM (GAC)							
Chem_Group	ChemName	output unit	EQL								
	2,4-DDT	mg/kg	0.05		-	-	<0.05	-	-	-	-
	2,4-Dichlorprop	mg/kg			-	-	<0.01	-	-	-	-
	4-(2,4-Dichlorophenoxy)butyric Acid (2,4-DB)	mg/kg			-	-	<0.01	-	-	-	-
	4,4-DDE	mg/kg	0.05		-	-	<0.05	-	-	-	-
	a-BHC	mg/kg	0.05	24	-	-	<0.05	-	-	-	-
	Aldrin	mg/kg	0.05	18	-	-	<0.05	-	-	-	-
	Atrazine	mg/kg	0.05	1200	-	-	<0.05	-	-	-	-
	Azinophos methyl	mg/kg	0.05		-	-	<0.05	-	-	-	-
	b-BHC	mg/kg	0.05	8.1	-	-	<0.05	-	-	-	-
	Bentazone	mg/kg			-	-	<0.01	-	-	-	-
	Chlordane (cis)	mg/kg	0.05		-	-	<0.05	-	-	-	-
	Chlordane (trans)	mg/kg	0.05		-	-	<0.05	-	-	-	-
	Chlorfenvinphos	mg/kg	0.05		-	-	<0.05	-	-	-	-
	Chlorotoluron	mg/kg			-	-	<0.01	-	-	-	-
	Chlorpyrifos-methyl	mg/kg	0.05		-	-	<0.05	-	-	-	-
	Cyanazine	mg/kg			-	-	<0.01	-	-	-	-
	d-BHC	mg/kg	0.05		-	-	<0.05	-	-	-	-
	DDD	mg/kg	0.05		-	-	<0.05	-	-	-	-
	DDT	mg/kg	0.05		-	-	<0.05	-	-	-	-
	Chlorothalonil	mg/kg	0.05		-	-	-	-	-	-	-
	Diazinon	mg/kg	0.05		-	-	<0.05	-	-	-	-
	Dichlorvos	mg/kg	0.05	16	-	-	<0.05	-	-	-	-
	Dieldrin	mg/kg	0.05	18	-	-	<0.05	-	-	-	-
	Dimethoate	mg/kg	0.05		-	-	<0.05	-	-	-	-
	Disulfoton	mg/kg	0.05		-	-	-	-	-	-	-
	Diuron	mg/kg			-	-	<0.01	-	-	-	-
	Endosulfan I	mg/kg	0.05	1200	-	-	<0.05	-	-	-	-
	Endosulfan II	mg/kg	0.05		-	-	<0.05	-	-	-	-
	Endosulfan sulphate	mg/kg	0.05		-	-	-	-	-	-	-
	Endrin	mg/kg	0.05		-	-	<0.05	-	-	-	-
	Fenitrothion	mg/kg	0.05		-	-	<0.05	-	-	-	-
	Fenthion	mg/kg	0.05		-	-	<0.05	-	-	-	-
	Fluroxypyr	mg/kg			-	-	<0.01	-	-	-	-
	g-BHC (Lindane)	mg/kg	0.05	8.2	-	-	<0.05	-	-	-	-
	Heptachlor	mg/kg	0.05		-	-	<0.05	-	-	-	-
	Isodrin	mg/kg	0.05		-	-	<0.05	-	-	-	-
	Isoproturon	mg/kg			-	-	<0.01	-	-	-	-
	Linuron	mg/kg			-	-	<0.01	-	-	-	-
	Malathion	mg/kg	0.05		-	-	<0.05	-	-	-	-
	2-Methyl-4-chlorophenoxyacetic acid	mg/kg			-	-	<0.01	-	-	-	-
	2-Methyl-4-Chlorophenoxy Butanoic Acid	mg/kg			-	-	<0.01	-	-	-	-
	Mecoprop	mg/kg			-	-	<0.01	-	-	-	-
	Methoxychlor	mg/kg	0.05		-	-	<0.05	-	-	-	-
	Methyl parathion	mg/kg	0.05		-	-	<0.05	-	-	-	-
	Mevinphos (Phosdrin)	mg/kg	0.05		-	-	<0.05	-	-	-	-
	Nitroguanidine	mg/kg			-	-	<5	-	-	-	-
	o,p-DDD	mg/kg	0.05		-	-	<0.05	-	-	-	-
	o,o'-DDE	mg/kg	0.05		-	-	<0.05	-	-	-	-
	o,p-Methoxychlor	mg/kg	0.05		-	-	-	-	-	-	-
	Parathion	mg/kg	0.05		-	-	<0.05	-	-	-	-
	Pendimethalin	mg/kg	0.05		-	-	<0.05	-	-	-	-
	Permethrin	mg/kg	0.05		-	-	-	-	-	-	-

				Location Code	BH03006	BH03006	BH03300	BH03300	BH03300	BH03300	BH03300
				Sample Depth Range	0.1-0.2	1.6-1.7	0.1-0.1	0.1-0.1	0.2-0.2	0.7-0.7	1.3-1.5
				Sampled Date Time	16/09/2019	19/09/2019	20/04/2020	20/04/2020	20/04/2020	20/04/2020	22/04/2020
				LQM S4UL Public Open Space (POS) Residential - 1% SOM (GAC)							
Chem Group	ChemName	output unit	EQL								
	Permethrin II	mg/kg	0.05		-	-	-	-	-	-	-
	Phorate	mg/kg	0.05		-	-	<0.05	-	-	-	-
	Prometryn	mg/kg	0.05		-	-	<0.05	-	-	-	-
	Pronamide	mg/kg	0.05		-	-	<0.05	-	-	-	-
	Propazine	mg/kg	0.05		-	-	<0.05	-	-	-	-
	Simazine	mg/kg	0.05		-	-	<0.05	-	-	-	-
	Terbutryn	mg/kg	0.05		-	-	<0.05	-	-	-	-
	Terbutylazine	mg/kg	0.05		-	-	<0.05	-	-	-	-
	Triadimefon	mg/kg	0.05		-	-	<0.05	-	-	-	-
	Triallate	mg/kg	0.05		-	-	-	-	-	-	-
	Tricloovr	mg/kg			-	-	<0.01	-	-	-	-
	Trifluralin	mg/kg	0.05		-	-	<0.05	-	-	-	-
	Telodrin	mg/kg	0.05		-	-	-	-	-	-	-
Radionuclides	Caesium-137	Bq/kg	1.4		-	-	-	<2	-	-	-
	Protactinium-234m	Bq/kg	140		-	-	-	<230	-	-	-
	Americium-241	Bq/g	0.0022		-	-	-	<0.0036	-	-	-
	Beryllium-7	Bq/g	0.016		-	-	-	<0.024	-	-	-
	Cobalt-60	Bq/g	0.0015		-	-	-	<0.0021	-	-	-
	Gross alpha	Bq/kg	54		-	-	-	270	-	-	-
	Gross beta	Bq/kg	87		-	-	-	422	-	-	-
	Lead-210	Bq/kg	22		-	-	-	<38	-	-	-
	Potassium-40	Bq/kg	2		-	-	-	335	-	-	-
	Radium -224	Bq/g	0.022		-	-	-	<0.039	-	-	-
	Radium-226	Bq/g	0.0005		-	-	-	<0.035 - 0.0243	-	-	-
	Thorium-228	Bq/g	0.0005		-	-	-	0.028	-	-	-
	Thorium-230	Bq/g	0.0005		-	-	-	0.0322	-	-	-
	Thorium-232	Bq/g	0.0005		-	-	-	0.0265	-	-	-
	Thorium-234	Bq/g	0.025		-	-	-	<0.044	-	-	-
	Uranium-234	Bq/g	0.0005		-	-	-	0.0188	-	-	-
	Uranium-235	Bq/g	0.0005		-	-	-	<0.0016	-	-	-
SVOC TIC	SVOC TICS - Detect	Detect			-	-	0	-	0	0	-
	SVOC Tentatively Identified Compounds	mg/kg	0.1		-	-	<0.1	-	<0.1	<0.1	-
VOC TIC	VOC Tentatively Identified Compounds	mg/kg	0.05		-	-	<0.05	-	<0.05	<0.05	-
Explosives	2,2,4,4,6,6-Hexanitrostilbene	mg/kg			-	-	<5	-	-	-	-
	2,4,6-Trinitrotoluene (TNT)	mg/kg		130	-	-	<5	-	-	-	-
	2,4,6-trinitrophenyl	mg/kg			-	-	<5	-	-	-	-
	HMX	mg/kg		13000	-	-	<5	-	-	-	-
	Ethylene glycol dinitrate	mg/kg			-	-	<5	-	-	-	-
	Nitrocellulose (12% N)	mg/kg			-	-	<5000	-	-	-	-
	Nitroglycerine	mg/kg			-	-	<5	-	-	-	-
	PETN	mg/kg			-	-	<5	-	-	-	-
	RDX	mg/kg		26000	-	-	<5	-	-	-	-
	Tetryl	mg/kg			-	-	<5	-	-	-	-
NA	Actinium-228	Bq/kg	2		-	-	-	33.1	-	-	-
	Caesium-134	Bq/kg	1.7		-	-	-	<2.3	-	-	-
	Bismuth-212	Bq/kg	19		-	-	-	<26	-	-	-
	Bismuth-214	Bq/kg	2		-	-	-	25.9	-	-	-
	Lead-212	Bq/kg	2		-	-	-	29.3	-	-	-
	Lead-214	Bq/kg	2		-	-	-	27.7	-	-	-
	Thallium-208	Bq/kg	2		-	-	-	10.5	-	-	-
Other	Temperature	°C			19.3	20.7	18 - 18.6	-	17.9 - 18.8	13.8 - 18.7	18.7
	Conductivity @ 20oC	uS/cm	14		229 - 240	106 - 111	88 - 234	-	57.2 - 126	81.3 - 162	63.7 - 71
	Organic Matter	%	0.35		-	-	-	-	-	-	-
	Moisture Content (dried @35oC)	%			12	17	11	-	16	17	20
	pH (Lab)	pH Units	1		8.14 - 8.42	8.03 - 9.15	7.56 - 8.43	-	8.35 - 8.57	7.04 - 8.57	8.2 - 9.13
	Total Organic Carbon	%	0.2		1.22	<0.2	0.793	-	<0.2	<0.2	<0.2

Environmental Standards Comments
#1:GAC is only presented as speciated chromium. 7.7mg/kg is used for hexavalent. If hexavalent chromium (CrVI) data is available, a value of 1,500mg/kg may be appropriate for the remaining trivalent chromium (CrIII).
#2:C4SL for lead adopted
#3:GAC only presented as speciated mercury. 16mg/kg is used for elemental mercury. If the CSM indicates that elemental mercury is not a CoC and mercury is present in an inorganic form, a value of 120mg/kg for inorganic mercury may be appropriate
#4:Updated S4UL for nickel
#5:S4UL exceeds solubility saturation limit
#6:Criteria derived for Ali>C16-C35 split between Ali>C16-21 & Ali>C21-35. Requires summation of fractions to use Ali>C16-C35 criteria.
#7:Criteria presented is for p-xylene. A separate value is presented for o-xylene.
#8:S4UL based on a threshold protective of direct skin contact with phenol

Key

<0.6	Result MDL exceeds GAC
27.8	Result exceeds GAC

Notes
Where a range is given a determinand has been analysed for by more than one method

				Location Code	BH04001	BH04001	BH04001	BH04004	BH04004	BH04005	BH04005
				Sample Depth Range	0.05-0.1	1.3-1.4	3.35-3.45	0.05-0.1	1-1.2	0.05-0.15	1.2-1.3
				Sampled Date Time	24/09/2019	25/09/2019	25/09/2019	01/10/2019	01/10/2019	14/10/2019	15/10/2019
				LQM S4UL Public Open Space (POS) Residential - 1% SOM (GAC)							
Chem Group	**ChemName**	**output unit**	**EQL**								
Metals	Antimony	mg/kg	0.6		-	-	-	-	-	-	-
	Arsenic	mg/kg	0.6	79	5.23	6.37	7.35	8.92	5.5	5.47	7.19
	Barium	mg/kg	0.6		-	-	-	-	-	-	-
	Beryllium	mg/kg	0.01	2.2	-	-	-	-	-	-	-
	Boron	mg/kg	1	21000	<1	<1	<1	<1	<1	<1	<1
	Cadmium	mg/kg	0.02	120	0.125	0.28	0.279	0.176	0.118	0.119	0.195
	Chromium (hexavalent)	mg/kg	0.6	7.7	<0.6	<0.6	<0.6	<3	<0.6	<0.6	<0.6
	Chromium	mg/kg	0.9	[#1]	32.9	14	26	13.6	12.4	14.7	11.1
	Copper	mg/kg	1.4	12000	17.6	6.82	15.9	17.2	6.45	3.82	4.75
	Lead	mg/kg	0.7	630[#2]	24	9.65	13.1	59.9	11.5	7.8	9.37
	Mercury	mg/kg	0.14	[#3]	<0.14	<0.14	<0.14	0.141	<0.14	<0.14	<0.14
	Molybdenum	mg/kg	0.1		-	-	-	-	-	-	-
	Nickel	mg/kg	0.2	230[#4]	36.4	12.3	31.9	10.6	9.64	10.4	13.6
	Selenium	mg/kg	1	1100	<1	<1	<1	<1	<1	<1	<1
	Vanadium	mg/kg	0.2	2000	-	-	-	-	-	-	-
	Zinc	mg/kg	1.9	81000	93.2	38.5	51.1	61.6	30.6	33.5	30.2
Asbestos	Anthophyllite	Detect			0	0	0	0	0	0	0
	Asbestos Analysts Comments	-			-	-	-	-	-	-	-
	Asbestos PCOM Quantification	%	0.001		-	-	-	-	-	-	-
	Asbestos Quantification Total	%	0.001		-	-	-	-	-	-	-
	Asbestos: Actinolite	Detect			0	0	0	0	0	0	0
	Additional Asbestos Components (Using TM048)	Comment			-	-	-	-	-	-	-
	Crocidolite Asbestos	Detect			0	0	0	0	0	0	0
	Asbestos Gravimetric Quantification	%	0.001		-	-	-	-	-	-	-
	Chrysotile Asbestos	Detect			0	0	0	0	0	0	0
	Amosite Asbestos	Detect			0	0	0	0	0	0	0
	Non-Asbestos Fibre	Detect			0	0	0	1	0	0	0
	Tremolite	Detect			0	0	0	0	0	0	0
Inorganics	Alkalinity (total) as CaCO3	mg/kg	10		-	-	-	-	-	-	-
	Ammoniacal Nitrogen as N	mg/kg	12		-	-	-	-	-	-	-
	Cyanide (Free)	mg/kg	1		<1	<1	<1	<1	<1	<1	<1
	Cyanide Total	mg/kg	1		<1	<1	<1	<1	<1	<1	<1
	cyanides-complex	mg/kg	1		<1	<1	<1	<1	<1	<1	<1
	Nitrite (as N)	mg/kg	0.03		-	-	-	-	-	-	-
	Sulphate	mg/kg	200		-	-	-	-	-	-	-
PAH	Naphthalene	mg/kg	0.009	4900	<0.009	<0.009	<0.009	0.0274	<0.009	<0.009	<0.009
	Acenaphthene	mg/kg	0.008	15000	<0.008	<0.008	<0.008	0.0298	<0.008	<0.008	<0.008
	Acenaphthylene	mg/kg	0.012	15000	<0.012	<0.012	<0.012	0.0228	<0.012	<0.012	<0.012
	Fluoranthene	mg/kg	0.017	3100	0.286	<0.017	<0.017	0.384	<0.017	<0.017	<0.017
	Anthracene	mg/kg	0.016	74000	0.0196	<0.016	<0.016	0.0779	<0.016	<0.016	<0.016
	Phenanthrene	mg/kg	0.015	3100	0.104	<0.015	<0.015	0.173	<0.015	<0.015	<0.015
	Fluorene	mg/kg	0.01	9900	<0.01	<0.01	<0.01	0.028	<0.01	<0.01	<0.01
	Chrysene	mg/kg	0.01	57	0.114	<0.01	<0.01	0.156	0.0119	<0.01	<0.01
	Pyrene	mg/kg	0.015	7400	0.247	<0.015	<0.015	0.329	<0.015	0.0179	<0.015
	Benzo(a)anthracene	mg/kg	0.014	29	0.123	<0.014	<0.014	0.15	<0.014	<0.014	<0.014
	Benzo(b)fluoranthene	mg/kg	0.015	7.1	0.13	<0.015	<0.015	0.196	<0.015	<0.015	<0.015
	Benzo(k)fluoranthene	mg/kg	0.014	190	0.0643	<0.014	<0.014	0.079	<0.014	<0.014	<0.014
	Benzo(a)pyrene	mg/kg	0.015	5.7	0.129	<0.015	<0.015	0.143	<0.015	<0.015	<0.015
	Dibenz(a,h)anthracene	mg/kg	0.023	0.57	<0.023	<0.023	<0.023	<0.023	<0.023	<0.023	<0.023
	Benzo(g,h,i)perylene	mg/kg	0.024	640	0.0896	<0.024	<0.024	0.113	<0.024	<0.024	<0.024
	Indeno(1,2,3-c,d)pyrene	mg/kg	0.018	82	0.104	<0.018	<0.018	0.109	<0.018	<0.018	<0.018
	PAH 16 Total	mg/kg	0.118		1.41	<0.118	<0.118	2.02	<0.118	<0.118	<0.118
TPH CWG	>C5-C6 Aliphatics	mg/kg	0.01	(sol)570000[#5]	-	-	-	-	-	-	-
	>C6-C8 Aliphatics	mg/kg	0.01	600000	-	-	-	-	-	-	-
	>C10-C44 Aliphatics	mg/kg	5		-	-	-	-	-	-	-
	>C10-C44 Aliphatics/Aromatics	mg/kg	10		-	-	-	-	-	-	-
	>C8-C10 Aliphatics	mg/kg	0.01	13000	-	-	-	-	-	-	-
	>C10-C12 Aliphatics	mg/kg	0.01	13000	-	-	-	-	-	-	-
	>C12-C16 Aliphatics	mg/kg	0.1	13000	-	-	-	-	-	-	-
	>C16-C21 Aliphatics	mg/kg	0.1	125000[#6]	-	-	-	-	-	-	-
	>C21-C35 Aliphatics	mg/kg	0.1	125000[#6]	-	-	-	-	-	-	-
	>C35-C44 Aliphatics	mg/kg	0.1	250000	-	-	-	-	-	-	-
	>C5-C10 Aliphatics	mg/kg	0.05		-	-	-	-	-	-	-
	Total Aliphatics >C12-C44	mg/kg	0.1		-	-	-	-	-	-	-
	>EC5-EC10 Aromatics	mg/kg	0.05		-	-	-	-	-	-	-
	>EC6-EC7 Aromatics	mg/kg	0.01		-	-	-	-	-	-	-
	>EC7-EC8 Aromatics	mg/kg	0.01	56000	-	-	-	-	-	-	-
	>EC8-EC10 Aromatics	mg/kg	0.01	5000	-	-	-	-	-	-	-
	>EC10-EC12 Aromatics	mg/kg	0.01	5000	-	-	-	-	-	-	-
	>EC10-EC44 Aromatics	mg/kg	5		-	-	-	-	-	-	-
	>EC12-EC16 Aromatics	mg/kg	0.1	5100	-	-	-	-	-	-	-
	>EC16-EC21 Aromatics	mg/kg	0.1	3800	-	-	-	-	-	-	-
	>EC21-EC35 Aromatics	mg/kg	0.1	3800	-	-	-	-	-	-	-
	>EC35-EC44 Aromatics	mg/kg	0.1	3800	-	-	-	-	-	-	-
	>EC40-EC44 Aromatics	mg/kg	0.1		-	-	-	-	-	-	-
	>EC12-EC44 Aromatics	mg/kg	0.1		-	-	-	-	-	-	-
	TPH Aliphatics & Aromatics >C5-44	mg/kg	0.1		-	-	-	-	-	-	-
TPH	>C5-C6	mg/kg	0.02		<0.02	<0.02	<0.02	<0.02	<0.02	<0.02	<0.02

				Location Code	BH04001	BH04001	BH04001	BH04004	BH04004	BH04005	BH04005
				Sample Depth Range	0.05-0.1	1.3-1.4	3.35-3.45	0.05-0.1	1-1.2	0.05-0.15	1.2-1.3
				Sampled Date Time	24/09/2019	25/09/2019	25/09/2019	01/10/2019	01/10/2019	14/10/2019	15/10/2019
				LQM S4UL Public Open Space (POS) Residential - 1% SOM (GAC)							
Chem_Group	ChemName	output unit	EQL								
	>C6-C7	mg/kg	0.02		<0.02	<0.02	<0.02	<0.02	<0.02	<0.02	<0.02
	>C7-C8	mg/kg	0.02		<0.02	<0.02	<0.02	<0.02	<0.02	<0.02	<0.02
	>C8-C10	mg/kg	0.02		<0.02	<0.02	<0.02	<0.02	<0.02	<0.02	<0.02
	>C10-C12	mg/kg	0.02		<0.02	<0.02	<0.02	<0.02	<0.02	<0.02	<0.02
	>C12-C16	mg/kg	35		<35	<35	<35	<35	<35	<35	<35
	>C16-C21	mg/kg	35		<35	<35	<35	<35	<35	<35	<35
	>C21-C28	mg/kg	35		<35	<35	<35	<35	<35	<35	<35
	>C28-C35	mg/kg	35		<35	<35	<35	<35	<35	<35	<35
	>C35-C40	mg/kg	35		<35	<35	<35	<35	<35	<35	<35
	GRO >C5-10	mg/kg	0.02		-	-	-	-	-	-	-
	TPH >C6-C40	mg/kg	10		-	-	-	-	-	-	-
	EPH>C5-40	mg/kg	35		43.6	<35	<35	39.7	<35	<35	<35
	EPH >C10-40	mg/kg	35		43.6	<35	<35	39.7	<35	<35	<35
	GRO >C5-12	mg/kg	0.1		<0.1	<0.1	<0.1	<0.1	<0.1	<0.1	<0.1
	Total Petroleum Hydrocarbons	mg/kg	35		-	-	-	-	-	-	-
BTEX and MTBE	Benzene	mg/kg	0.009	72	<0.009	<0.009	<0.009	<0.009	<0.009	<0.009	<0.009
	Toluene	mg/kg	0.007	56000	<0.007	<0.007	<0.007	<0.007	<0.007	<0.007	<0.007
	Ethylbenzene	mg/kg	0.004	24000	<0.004	<0.004	<0.004	<0.004	<0.004	<0.004	<0.004
	Xylene (m & p)	mg/kg	0.01	41000[#7]	<0.01	<0.01	<0.01	<0.01	<0.01	<0.01	<0.01
	Xylene (o)	mg/kg	0.01	41000	<0.01	<0.01	<0.01	<0.01	<0.01	<0.01	<0.01
	Xylene Total	mg/kg	0.02		-	-	-	-	-	-	-
	MTBE	mg/kg	0.01		<0.01	<0.01	<0.01	<0.01	<0.01	<0.01	<0.01
	Total BTEX	mg/kg	0.04		<0.04	<0.04	<0.04	<0.04	<0.04	<0.04	<0.04
VOC	Styrene	mg/kg	0.01		-	-	-	-	-	-	-
	cis-1,3-dichloropropene	mg/kg	0.01		-	-	-	-	-	-	-
	trans-1,3-dichloropropene	mg/kg	0.01		-	-	-	-	-	-	-
	1,1,1,2-tetrachloroethane	mg/kg	0.01	1400	-	-	-	-	-	-	-
	1,1,1-trichloroethane	mg/kg	0.007	140000	-	-	-	-	-	-	-
	1,1,2,2-tetrachloroethane	mg/kg	0.01	1400	-	-	-	-	-	-	-
	1,1,2-trichloroethane	mg/kg	0.01		-	-	-	-	-	-	-
	1,1-dichloroethane	mg/kg	0.008		-	-	-	-	-	-	-
	1,1-dichloroethene	mg/kg	0.01		-	-	-	-	-	-	-
	1,1-dichloropropene	mg/kg	0.01		-	-	-	-	-	-	-
	1,2,3-trichloropropane	mg/kg	0.016		-	-	-	-	-	-	-
	1,2,4-trimethylbenzene	mg/kg	0.009		-	-	-	-	-	-	-
	1,2-dibromo-3-chloropropane	mg/kg	0.014		-	-	-	-	-	-	-
	1,2-dibromoethane	mg/kg	0.01		-	-	-	-	-	-	-
	1,2-dichloroethane	mg/kg	0.005	29	-	-	-	-	-	-	-
	1,2-dichloropropane	mg/kg	0.01		-	-	-	-	-	-	-
	1,3,5-trimethylbenzene	mg/kg	0.008		-	-	-	-	-	-	-
	1,3-dichloropropane	mg/kg	0.007		-	-	-	-	-	-	-
	2,2-dichloropropane	mg/kg	0.01		-	-	-	-	-	-	-
	2-chlorotoluene	mg/kg	0.009		-	-	-	-	-	-	-
	4-chlorotoluene	mg/kg	0.01		-	-	-	-	-	-	-
	Bromobenzene	mg/kg	0.01		-	-	-	-	-	-	-
	Bromochloromethane	mg/kg	0.01		-	-	-	-	-	-	-
	Bromodichloromethane	mg/kg	0.007		-	-	-	-	-	-	-
	Bromoform	mg/kg	0.01		-	-	-	-	-	-	-
	Bromomethane	mg/kg	0.01		-	-	-	-	-	-	-
	Carbon disulfide	mg/kg	0.007	11000	-	-	-	-	-	-	-
	Carbon tetrachloride	mg/kg	0.01	890	-	-	-	-	-	-	-
	Chlorodibromomethane	mg/kg	0.01		-	-	-	-	-	-	-
	Chloroethane	mg/kg	0.01		-	-	-	-	-	-	-
	Chloroform	mg/kg	0.008	2500	-	-	-	-	-	-	-
	Chloromethane	mg/kg	0.007		-	-	-	-	-	-	-
	cis-1,2-dichloroethene	mg/kg	0.006		-	-	-	-	-	-	-
	Dibromomethane	mg/kg	0.009		-	-	-	-	-	-	-
	Dichlorodifluoromethane	mg/kg	0.006		-	-	-	-	-	-	-
	Dichloromethane	mg/kg	0.01		-	-	-	-	-	-	-
	Isopropylbenzene	mg/kg	0.005		-	-	-	-	-	-	-
	n-butylbenzene	mg/kg	0.011		-	-	-	-	-	-	-
	n-propylbenzene	mg/kg	0.01		-	-	-	-	-	-	-
	p-isopropyltoluene	mg/kg	0.01		-	-	-	-	-	-	-
	sec-butylbenzene	mg/kg	0.01		-	-	-	-	-	-	-
	Trichloroethene	mg/kg	0.009	120	-	-	-	-	-	-	-
	tert-butylbenzene	mg/kg	0.014		-	-	-	-	-	-	-
	Tetrachloroethene	mg/kg	0.005	1400	-	-	-	-	-	-	-
	trans-1,2-dichloroethene	mg/kg	0.01		-	-	-	-	-	-	-
	Trichlorofluoromethane	mg/kg	0.006		-	-	-	-	-	-	-
	Vinyl chloride	mg/kg	0.006	3.5	-	-	-	-	-	-	-
	tert-Amyl methyl ether	mg/kg	0.01		-	-	-	-	-	-	-
VOC/SVOC	1,2,3-trichlorobenzene	mg/kg	0.02	1800	-	-	-	-	-	-	-
	1,2,4-trichlorobenzene	mg/kg	0.02	15000	-	-	-	-	-	-	-
	1,2-dichlorobenzene	mg/kg	0.01	90000	-	-	-	-	-	-	-
	1,3,5-Trichlorobenzene	mg/kg	0.02	1700	-	-	-	-	-	-	-
	1,3-dichlorobenzene	mg/kg	0.008	300	-	-	-	-	-	-	-
	1,4-dichlorobenzene	mg/kg	0.005	17000	-	-	-	-	-	-	-

				Location Code	BH04001	BH04001	BH04001	BH04004	BH04004	BH04005	BH04005
				Sample Depth Range	0.05-0.1	1.3-1.4	3.35-3.45	0.05-0.1	1-1.2	0.05-0.15	1.2-1.3
				Sampled Date Time	24/09/2019	25/09/2019	25/09/2019	01/10/2019	01/10/2019	14/10/2019	15/10/2019
				LQM S4UL Public Open Space (POS) Residential - 1% SOM (GAC)							
Chem_Group	ChemName	output unit	EQL								
	Chlorobenzene	mg/kg	0.005	11000	-	-	-	-	-	-	-
	Hexachlorobutadiene	mg/kg	0.02	25	-	-	-	-	-	-	-
SVOC	4-bromophenyl phenyl ether	mg/kg	0.1		-	-	-	-	-	-	-
	4-nitroaniline	mg/kg	0.1		-	-	-	-	-	-	-
	4-nitrophenol	mg/kg	0.1		-	-	-	-	-	-	-
	2,4,5-trichlorophenol	mg/kg	0.1		-	-	-	-	-	-	-
	2,4,6-trichlorophenol	mg/kg	0.1		-	-	-	-	-	-	-
	2,4-dichlorophenol	mg/kg	0.1		-	-	-	-	-	-	-
	2,4-dimethylphenol	mg/kg	0.1		-	-	-	-	-	-	-
	2,4-dinitrotoluene	mg/kg	0.1		-	-	-	-	-	-	-
	2,6-dinitrotoluene	mg/kg	0.1		-	-	-	-	-	-	-
	2-chloronaphthalene	mg/kg	0.1		-	-	-	-	-	-	-
	2-chlorophenol	mg/kg	0.1		-	-	-	-	-	-	-
	2-methylnaphthalene	mg/kg	0.1		-	-	-	-	-	-	-
	2-methylphenol	mg/kg	0.1		-	-	-	-	-	-	-
	2-nitroaniline	mg/kg	0.1		-	-	-	-	-	-	-
	2-nitrophenol	mg/kg	0.1		-	-	-	-	-	-	-
	3-nitroaniline	mg/kg	0.1		-	-	-	-	-	-	-
	4-chloro-3-methylphenol	mg/kg	0.1		-	-	-	-	-	-	-
	4-chloroaniline	mg/kg	0.1		-	-	-	-	-	-	-
	4-chlorophenyl phenyl ether	mg/kg	0.1		-	-	-	-	-	-	-
	4-methylphenol	mg/kg	0.1		-	-	-	-	-	-	-
	Azobenzene	mg/kg	0.1		-	-	-	-	-	-	-
	Bis(2-chloroethoxy) methane	mg/kg	0.1		-	-	-	-	-	-	-
	Bis(2-chloroethyl)ether	mg/kg	0.1		-	-	-	-	-	-	-
	Bis(2-chloroisopropyl) ether	mg/kg	0.1		-	-	-	-	-	-	-
	Bis(2-ethylhexyl) phthalate	mg/kg	0.1		-	-	-	-	-	-	-
	Butyl benzyl phthalate	mg/kg	0.1		-	-	-	-	-	-	-
	Carbazole	mg/kg	0.1		-	-	-	-	-	-	-
	Dibenzofuran	mg/kg	0.1		-	-	-	-	-	-	-
	Diethylphthalate	mg/kg	0.1		-	-	-	-	-	-	-
	Dimethyl phthalate	mg/kg	0.1		-	-	-	-	-	-	-
	Di-n-butyl phthalate	mg/kg	0.1		-	-	-	-	-	-	-
	Di-n-octyl phthalate	mg/kg	0.1		-	-	-	-	-	-	-
	Hexachlorobenzene	mg/kg	0.05	16	-	-	-	-	-	-	-
	Hexachlorocyclopentadiene	mg/kg	0.1		-	-	-	-	-	-	-
	Hexachloroethane	mg/kg	0.1		-	-	-	-	-	-	-
	Isophorone	mg/kg	0.1		-	-	-	-	-	-	-
	Nitrobenzene	mg/kg	0.1		-	-	-	-	-	-	-
	N-nitrosodi-n-propylamine	mg/kg	0.1		-	-	-	-	-	-	-
	Pentachloronitrobenzene	mg/kg	0.05		-	-	-	-	-	-	-
	Pentachlorophenol	mg/kg	0.1	60	-	-	-	-	-	-	-
PCB	Heptachlorobiphenyl, 2,3,3,4,4,5,5- (PCB 189)	mg/kg	0.003		-	-	-	-	-	-	-
	Hexachlorobiphenyl, 2,3,3,4,4,5- (PCB 156)	mg/kg	0.003		-	-	-	-	-	-	-
	Hexachlorobiphenyl, 2,3,3,4,4,5- (PCB 157)	mg/kg	0.003		-	-	-	-	-	-	-
	Hexachlorobiphenyl, 2,3,4,4,5,5- (PCB 167)	mg/kg	0.003		-	-	-	-	-	-	-
	Hexachlorobiphenyl, 3,3,4,4,5,5- (PCB 169)	mg/kg	0.003		-	-	-	-	-	-	-
	PCB 101	mg/kg	0.003		-	-	-	-	-	-	-
	PCB 118	mg/kg	0.003		-	-	-	-	-	-	-
	PCB 138	mg/kg	0.003		-	-	-	-	-	-	-
	PCB 153	mg/kg	0.003		-	-	-	-	-	-	-
	PCB 180	mg/kg	0.003		-	-	-	-	-	-	-
	PCB 28	mg/kg	0.003		-	-	-	-	-	-	-
	PCB 52	mg/kg	0.003		-	-	-	-	-	-	-
	Pentachlorobiphenyl, 2,3,3,4,4- (PCB 105)	mg/kg	0.003		-	-	-	-	-	-	-
	Pentachlorobiphenyl, 2,3,4,4,5- (PCB 114)	mg/kg	0.003		-	-	-	-	-	-	-
	Pentachlorobiphenyl, 2,3,4,4,5- (PCB 123)	mg/kg	0.003		-	-	-	-	-	-	-
	Pentachlorobiphenyl, 3,3,4,4,5- (PCB 126)	mg/kg	0.003		-	-	-	-	-	-	-
	Tetrachlorobiphenyl, 3,3,4,4- (PCB 77)	mg/kg	0.003		-	-	-	-	-	-	-
	Tetrachlorobiphenyl, 3,4,4,5- (PCB 81)	mg/kg	0.003		-	-	-	-	-	-	-
	Total PCB 7 Congeners	mg/kg	0.021		-	-	-	-	-	-	-
	Total PCB WHO 12	mg/kg	0.036		-	-	-	-	-	-	-
Phenolics	Xylenols	mg/kg	0.015		<0.015	<0.015	<0.015	<0.015	<0.015	<1.5	<0.015
	Cresol Total	mg/kg	0.01		<0.01	<0.01	<0.01	<0.01	<0.01	2.23	<0.01
	Phenol	mg/kg	0.01	(dir)760[#8]	<0.01	<0.01	<0.01	<0.01	<0.01	<1	<0.01
	Phenols Monohydric	mg/kg	0.035		<0.035	<0.035	<0.035	<0.035	<0.035	2.23	<0.035
Organotins	Dibutyltin	mg/kg			-	-	-	-	-	-	-
	Monophenyltin	mg/kg			-	-	-	-	-	-	-
	Diphenyltin	mg/kg			-	-	-	-	-	-	-
	Monobutyltin	mg/kg			-	-	-	-	-	-	-
	Tetrabutyltin	mg/kg			-	-	-	-	-	-	-
	Tributyltin	mg/kg			-	-	-	-	-	-	-
	Triphenyltin	mg/kg			-	-	-	-	-	-	-
Pesticides	Heptachlor epoxide	mg/kg	0.05		-	-	-	-	-	-	-
	Tecnazene	mg/kg	0.05		-	-	-	-	-	-	-
	2,4,5-TP (Silvex)	mg/kg			-	-	-	-	-	-	-
	Hedonal	mg/kg			-	-	-	-	-	-	-

				Location Code	BH04001	BH04001	BH04001	BH04004	BH04004	BH04005	BH04005
				Sample Depth Range	0.05-0.1	1.3-1.4	3.35-3.45	0.05-0.1	1-1.2	0.05-0.15	1.2-1.3
				Sampled Date Time	24/09/2019	25/09/2019	25/09/2019	01/10/2019	01/10/2019	14/10/2019	15/10/2019
				LQM S4UL Public Open Space (POS) Residential - 1% SOM (GAC)							
Chem_Group	ChemName	output unit	EQL								
	2,4-DDT	mg/kg	0.05		-	-	-	-	-	-	-
	2,4-Dichlorprop	mg/kg			-	-	-	-	-	-	-
	4-(2,4-Dichlorophenoxy)butyric Acid (2,4-DB)	mg/kg			-	-	-	-	-	-	-
	4,4-DDE	mg/kg	0.05		-	-	-	-	-	-	-
	a-BHC	mg/kg	0.05	24	-	-	-	-	-	-	-
	Aldrin	mg/kg	0.05	18	-	-	-	-	-	-	-
	Atrazine	mg/kg	0.05	1200	-	-	-	-	-	-	-
	Azinophos methyl	mg/kg	0.05		-	-	-	-	-	-	-
	b-BHC	mg/kg	0.05	8.1	-	-	-	-	-	-	-
	Bentazone	mg/kg			-	-	-	-	-	-	-
	Chlordane (cis)	mg/kg	0.05		-	-	-	-	-	-	-
	Chlordane (trans)	mg/kg	0.05		-	-	-	-	-	-	-
	Chlorfenvinphos	mg/kg	0.05		-	-	-	-	-	-	-
	Chlorotoluron	mg/kg			-	-	-	-	-	-	-
	Chlorpyrifos-methyl	mg/kg	0.05		-	-	-	-	-	-	-
	Cyanazine	mg/kg			-	-	-	-	-	-	-
	d-BHC	mg/kg	0.05		-	-	-	-	-	-	-
	DDD	mg/kg	0.05		-	-	-	-	-	-	-
	DDT	mg/kg	0.05		-	-	-	-	-	-	-
	Chlorothalonil	mg/kg	0.05		-	-	-	-	-	-	-
	Diazinon	mg/kg	0.05		-	-	-	-	-	-	-
	Dichlorvos	mg/kg	0.05	16	-	-	-	-	-	-	-
	Dieldrin	mg/kg	0.05	18	-	-	-	-	-	-	-
	Dimethoate	mg/kg	0.05		-	-	-	-	-	-	-
	Disulfoton	mg/kg	0.05		-	-	-	-	-	-	-
	Diuron	mg/kg			-	-	-	-	-	-	-
	Endosulfan I	mg/kg	0.05	1200	-	-	-	-	-	-	-
	Endosulfan II	mg/kg	0.05		-	-	-	-	-	-	-
	Endosulfan sulphate	mg/kg	0.05		-	-	-	-	-	-	-
	Endrin	mg/kg	0.05		-	-	-	-	-	-	-
	Fenitrothion	mg/kg	0.05		-	-	-	-	-	-	-
	Fenthion	mg/kg	0.05		-	-	-	-	-	-	-
	Fluroxypyr	mg/kg			-	-	-	-	-	-	-
	g-BHC (Lindane)	mg/kg	0.05	8.2	-	-	-	-	-	-	-
	Heptachlor	mg/kg	0.05		-	-	-	-	-	-	-
	Isodrin	mg/kg	0.05		-	-	-	-	-	-	-
	Isoproturon	mg/kg			-	-	-	-	-	-	-
	Linuron	mg/kg			-	-	-	-	-	-	-
	Malathion	mg/kg	0.05		-	-	-	-	-	-	-
	2-Methyl-4-chlorophenoxyacetic acid	mg/kg			-	-	-	-	-	-	-
	2-Methyl-4-Chlorophenoxy Butanoic Acid	mg/kg			-	-	-	-	-	-	-
	Mecoprop	mg/kg			-	-	-	-	-	-	-
	Methoxychlor	mg/kg	0.05		-	-	-	-	-	-	-
	Methyl parathion	mg/kg	0.05		-	-	-	-	-	-	-
	Mevinphos (Phosdrin)	mg/kg	0.05		-	-	-	-	-	-	-
	Nitroguanidine	mg/kg			-	-	-	-	-	-	-
	o,p-DDD	mg/kg	0.05		-	-	-	-	-	-	-
	o,p'-DDE	mg/kg	0.05		-	-	-	-	-	-	-
	o,p-Methoxychlor	mg/kg	0.05		-	-	-	-	-	-	-
	Parathion	mg/kg	0.05		-	-	-	-	-	-	-
	Pendimethalin	mg/kg	0.05		-	-	-	-	-	-	-
	Permethrin	mg/kg	0.05		-	-	-	-	-	-	-

				Location Code	BH04001	BH04001	BH04001	BH04004	BH04004	BH04005	BH04005
				Sample Depth Range	0.05-0.1	1.3-1.4	3.35-3.45	0.05-0.1	1-1.2	0.05-0.15	1.2-1.3
				Sampled Date Time	24/09/2019	25/09/2019	25/09/2019	01/10/2019	01/10/2019	14/10/2019	15/10/2019
			LQM S4UL Public Open Space (POS) Residential - 1% SOM (GAC)								
Chem Group	ChemName	output unit	EQL								
	Permethrin II	mg/kg	0.05		-	-	-	-	-	-	-
	Phorate	mg/kg	0.05		-	-	-	-	-	-	-
	Prometryn	mg/kg	0.05		-	-	-	-	-	-	-
	Pronamide	mg/kg	0.05		-	-	-	-	-	-	-
	Propazine	mg/kg	0.05		-	-	-	-	-	-	-
	Simazine	mg/kg	0.05		-	-	-	-	-	-	-
	Terbutryn	mg/kg	0.05		-	-	-	-	-	-	-
	Terbutylazine	mg/kg	0.05		-	-	-	-	-	-	-
	Triadimefon	mg/kg	0.05		-	-	-	-	-	-	-
	Triallate	mg/kg	0.05		-	-	-	-	-	-	-
	Tricloovr	mg/kg			-	-	-	-	-	-	-
	Trifluralin	mg/kg	0.05		-	-	-	-	-	-	-
	Telodrin	mg/kg	0.05		-	-	-	-	-	-	-
Radionuclides	Caesium-137	Bq/kg	1.4		-	-	-	-	-	-	-
	Protactinium-234m	Bq/kg	140		-	-	-	-	-	-	-
	Americium-241	Bq/g	0.0022		-	-	-	-	-	-	-
	Beryllium-7	Bq/g	0.016		-	-	-	-	-	-	-
	Cobalt-60	Bq/g	0.0015		-	-	-	-	-	-	-
	Gross alpha	Bq/kg	54		-	-	-	-	-	-	-
	Gross beta	Bq/kg	87		-	-	-	-	-	-	-
	Lead-210	Bq/kg	22		-	-	-	-	-	-	-
	Potassium-40	Bq/kg	2		-	-	-	-	-	-	-
	Radium -224	Bq/g	0.022		-	-	-	-	-	-	-
	Radium-226	Bq/g	0.0005		-	-	-	-	-	-	-
	Thorium-228	Bq/g	0.0005		-	-	-	-	-	-	-
	Thorium-230	Bq/g	0.0005		-	-	-	-	-	-	-
	Thorium-232	Bq/g	0.0005		-	-	-	-	-	-	-
	Thorium-234	Bq/g	0.025		-	-	-	-	-	-	-
	Uranium-234	Bq/g	0.0005		-	-	-	-	-	-	-
	Uranium-235	Bq/g	0.0005		-	-	-	-	-	-	-
SVOC TIC	SVOC TICS - Detect	Detect			-	-	-	-	-	-	-
	SVOC Tentatively Identified Compounds	mg/kg	0.1		-	-	-	-	-	-	-
VOC TIC	VOC Tentatively Identified Compounds	mg/kg	0.05		-	-	-	-	-	-	-
Explosives	2,2,4,4,6,6-Hexanitrostilbene	mg/kg			-	-	-	-	-	-	-
	2,4,6-Trinitrotoluene (TNT)	mg/kg		130	-	-	-	-	-	-	-
	2,4,6-trinitrophenyl	mg/kg			-	-	-	-	-	-	-
	HMX	mg/kg		13000	-	-	-	-	-	-	-
	Ethylene glycol dinitrate	mg/kg			-	-	-	-	-	-	-
	Nitrocellulose (12% N)	mg/kg			-	-	-	-	-	-	-
	Nitroglycerine	mg/kg			-	-	-	-	-	-	-
	PETN	mg/kg			-	-	-	-	-	-	-
	RDX	mg/kg		26000	-	-	-	-	-	-	-
	Tetryl	mg/kg			-	-	-	-	-	-	-
NA	Actinium-228	Bq/kg	2		-	-	-	-	-	-	-
	Caesium-134	Bq/kg	1.7		-	-	-	-	-	-	-
	Bismuth-212	Bq/kg	19		-	-	-	-	-	-	-
	Bismuth-214	Bq/kg	2		-	-	-	-	-	-	-
	Lead-212	Bq/kg	2		-	-	-	-	-	-	-
	Lead-214	Bq/kg	2		-	-	-	-	-	-	-
	Thallium-208	Bq/kg	2		-	-	-	-	-	-	-
Other	Temperature	°C			18.8	-	19.3	17.6	18	17.4	7.91
	Conductivity @ 20oC	uS/cm	14		97.3 - 101	-	139 - 149	162 - 203	60.5 - 64.3	582 - 809	306 - 330
	Organic Matter	%	0.35		-	-	-	-	-	-	-
	Moisture Content (dried @35oC)	%			13	6	15	13	5.2	15	23
	pH (Lab)	pH Units	1		6.68 - 7.34	8.21	8.25 - 8.53	5.13 - 7.12	6.89 - 7.48	7.84 - 8.31	7.91 - 8.79
	Total Organic Carbon	%	0.2		2.11	0.301	<0.2	1.12	0.329	0.218	0.248

Environmental Standards Comments
#1:GAC is only presented as speciated chromium. 7.7mg/kg is used for hexavalent. If hexavalent chromium (CrVI) data is available, a value of 1,500mg/kg may be appropriate for the remaining trivalent chromium (CrIII).
#2:C4SL for lead adopted
#3:GAC only presented as speciated mercury. 16mg/kg is used for elemental mercury. If the CSM indicates that elemental mercury is not a CoC and mercury is present in an inorganic form, a value of 120mg/kg for inorganic mercury may be appropriate
#4:Updated S4UL for nickel
#5:S4UL exceeds solubility saturation limit
#6:Criteria derived for Ali>C16-C35 split between Ali>C16-21 & Ali>C21-35. Requires summation of fractions to use Ali>C16-C35 criteria.
#7:Criteria presented is for p-xylene. A separate value is presented for o-xylene.
#8:S4UL based on a threshold protective of direct skin contact with phenol

Key

<0.6	Result MDL exceeds GAC
27.8	Result exceeds GAC

Notes
Where a range is given a determinand has been analysed for by more than one method

				Location_Code	BH04006	BH04006	BH04007	BH04007	BH04008	BH04008	BH04009
				Sample_Depth_Range	0.05-0.15	1-1.2	0.05-0.2	2.6-2.7	0.05-0.1	0.6-0.8	0.5-0.7
				Sampled_Date_Time	10/10/2019	10/10/2019	30/09/2019	03/10/2019	07/10/2019	07/10/2019	07/10/2019
Chem_Group	ChemName	output unit	EQL	LQM S4UL Public Open Space (POS) Residential - 1% SOM (GAC)							
Metals	Antimony	mg/kg	0.6		-	-	-	-	-	-	-
	Arsenic	mg/kg	0.6	79	6.79	7.21	20.8	2.52	11.2	8.27	9.86
	Barium	mg/kg	0.6	-	-	-	-	-	-	-	-
	Beryllium	mg/kg	0.01	2.2	-	-	-	-	-	-	-
	Boron	mg/kg	1	21000	2.28	2.75	4.98	<1	3.6	3.67	<1
	Cadmium	mg/kg	0.02	120	0.149	0.068	0.0928	0.0563	0.359	<0.02	0.038
	Chromium (hexavalent)	mg/kg	0.6	7.7	<0.6	<0.6	<0.6	<0.6	<0.6	<0.6	<0.6
	Chromium	mg/kg	0.9	[#1]	12.8	14.9	33.3	3.25	22.6	33.3	31.4
	Copper	mg/kg	1.4	12000	6.54	2.85	14.6	2.35	16.2	10.7	15.1
	Lead	mg/kg	0.7	630[#2]	21.7	9.6	37.7	3.88	50.7	20.5	12.3
	Mercury	mg/kg	0.14	[#3]	<0.14	<0.14	0.533	<0.14	<0.14	<0.14	<0.14
	Molybdenum	mg/kg	0.1		-	-	-	-	-	-	-
	Nickel	mg/kg	0.2	230[#4]	9.28	10.3	29.1	4.4	19.6	26.3	33.1
	Selenium	mg/kg	1	1100	<1	<1	<1	<1	<1	<1	<1
	Vanadium	mg/kg	0.2	2000	-	-	-	-	-	-	-
	Zinc	mg/kg	1.9	81000	37.7	31.8	98.8	15.6	104	80.2	53.3
Asbestos	Anthophyllite	Detect			0	0	0	0	0	0	0
	Asbestos Analysts Comments	-			-	-	-	-	-	-	-
	Asbestos PCOM Quantification	%	0.001		-	-	-	-	-	-	-
	Asbestos Quantification Total	%	0.001		-	-	-	-	-	-	-
	Asbestos: Actinolite	Detect			0	0	0	0	0	0	0
	Additional Asbestos Components (Using TM048)	Comment			-	-	-	-	-	-	-
	Crocidolite Asbestos	Detect			0	0	0	0	0	0	0
	Asbestos Gravimetric Quantification	%	0.001		-	-	-	-	-	-	-
	Chrysotile Asbestos	Detect			0	0	0	0	0	0	0
	Amosite Asbestos	Detect			0	0	0	0	0	0	0
	Non-Asbestos Fibre	Detect			0	0	0	0	0	0	0
	Tremolite	Detect			0	0	0	0	0	0	0
Inorganics	Alkalinity (total) as CaCO3	mg/kg	10		-	-	-	-	-	-	-
	Ammoniacal Nitrogen as N	mg/kg	12		-	-	-	-	-	-	-
	Cyanide (Free)	mg/kg	1		<1	<1	<1	<1	<1	<1	<1
	Cyanide Total	mg/kg	1		<1	<1	<1	<1	<1	<1	<1
	cyanides-complex	mg/kg	1		<1	<1	<1	<1	<1	<1	<1
	Nitrite (as N)	mg/kg	0.03		-	-	-	-	-	-	-
	Sulphate	mg/kg	200		-	-	-	-	-	-	-
PAH	Naphthalene	mg/kg	0.009	4900	<0.009	<0.009	<0.009	<0.009	0.013	<0.009	<0.009
	Acenaphthene	mg/kg	0.008	15000	<0.008	<0.008	<0.008	<0.008	<0.008	<0.008	<0.008
	Acenaphthylene	mg/kg	0.012	15000	0.0191	<0.012	<0.012	<0.012	0.0313	<0.012	<0.012
	Fluoranthene	mg/kg	0.017	3100	0.18	<0.017	0.0237	<0.017	0.427	<0.017	<0.017
	Anthracene	mg/kg	0.016	74000	<0.016	<0.016	<0.016	<0.016	0.0281	<0.016	<0.016
	Phenanthrene	mg/kg	0.015	3100	0.0492	<0.015	<0.015	<0.015	0.137	<0.015	<0.015
	Fluorene	mg/kg	0.01	9900	<0.01	<0.01	<0.01	<0.01	<0.01	<0.01	<0.01
	Chrysene	mg/kg	0.01	57	0.1	<0.01	<0.01	<0.01	0.186	<0.01	<0.01
	Pyrene	mg/kg	0.015	7400	0.157	<0.015	0.0208	<0.015	0.378	<0.015	<0.015
	Benzo(a)anthracene	mg/kg	0.014	29	0.0901	<0.014	<0.014	<0.014	0.194	<0.014	<0.014
	Benzo(b)fluoranthene	mg/kg	0.015	7.1	0.163	<0.015	<0.015	<0.015	0.19	<0.015	<0.015
	Benzo(k)fluoranthene	mg/kg	0.014	190	0.0623	<0.014	<0.014	<0.014	0.0947	<0.014	<0.014
	Benzo(a)pyrene	mg/kg	0.015	5.7	0.105	<0.015	<0.015	<0.015	0.217	<0.015	<0.015
	Dibenz(a,h)anthracene	mg/kg	0.023	0.57	<0.023	<0.023	<0.023	<0.023	0.0283	<0.023	<0.023
	Benzo(g,h,i)perylene	mg/kg	0.024	640	0.0896	<0.024	<0.024	<0.024	0.181	<0.024	<0.024
	Indeno(1,2,3-c,d)pyrene	mg/kg	0.018	82	0.0826	<0.018	<0.018	<0.018	0.182	<0.018	<0.018
	PAH 16 Total	mg/kg	0.118		1.1	<0.118	<0.118	<0.118	2.29	<0.118	<0.118
TPH CWG	>C5-C6 Aliphatics	mg/kg	0.01	(sol)570000[#5]	-	-	-	-	-	-	-
	>C6-C8 Aliphatics	mg/kg	0.01	600000	-	-	-	-	-	-	-
	>C10-C44 Aliphatics	mg/kg	5		-	-	-	-	-	-	-
	>C10-C44 Aliphatics/Aromatics	mg/kg	10		-	-	-	-	-	-	-
	>C8-C10 Aliphatics	mg/kg	0.01	13000	-	-	-	-	-	-	-
	>C10-C12 Aliphatics	mg/kg	0.01	13000	-	-	-	-	-	-	-
	>C12-C16 Aliphatics	mg/kg	0.1	13000	-	-	-	-	-	-	-
	>C16-C21 Aliphatics	mg/kg	0.1	125000[#6]	-	-	-	-	-	-	-
	>C21-C35 Aliphatics	mg/kg	0.1	125000[#6]	-	-	-	-	-	-	-
	>C35-C44 Aliphatics	mg/kg	0.1	250000	-	-	-	-	-	-	-
	>C5-C10 Aliphatics	mg/kg	0.05		-	-	-	-	-	-	-
	Total Aliphatics >C12-C44	mg/kg	0.1		-	-	-	-	-	-	-
	>EC5-EC10 Aromatics	mg/kg	0.05		-	-	-	-	-	-	-
	>EC6-EC7 Aromatics	mg/kg	0.01		-	-	-	-	-	-	-
	>EC7-EC8 Aromatics	mg/kg	0.01	56000	-	-	-	-	-	-	-
	>EC8-EC10 Aromatics	mg/kg	0.01	5000	-	-	-	-	-	-	-
	>EC10-EC12 Aromatics	mg/kg	0.01	5000	-	-	-	-	-	-	-
	>EC10-EC44 Aromatics	mg/kg	5		-	-	-	-	-	-	-
	>EC12-EC16 Aromatics	mg/kg	0.1	5100	-	-	-	-	-	-	-
	>EC16-EC21 Aromatics	mg/kg	0.1	3800	-	-	-	-	-	-	-
	>EC21-EC35 Aromatics	mg/kg	0.1	3800	-	-	-	-	-	-	-
	>EC35-EC44 Aromatics	mg/kg	0.1	3800	-	-	-	-	-	-	-
	>EC40-EC44 Aromatics	mg/kg	0.1		-	-	-	-	-	-	-
	>EC12-EC44 Aromatics	mg/kg	0.1		-	-	-	-	-	-	-
	TPH Aliphatics & Aromatics >C5-44	mg/kg	0.1		-	-	-	-	-	-	-
TPH	>C5-C6	mg/kg	0.02		<0.02	<0.02	<0.02	<0.02	<0.02	<0.02	<0.02

				Location Code	BH04006	BH04006	BH04007	BH04007	BH04008	BH04008	BH04009
				Sample Depth Range	0.05-0.15	1-1.2	0.05-0.2	2.6-2.7	0.05-0.1	0.6-0.8	0.5-0.7
				Sampled Date Time	10/10/2019	10/10/2019	30/09/2019	03/10/2019	07/10/2019	07/10/2019	07/10/2019
				LQM S4UL Public Open Space (POS) Residential - 1% SOM (GAC)							
Chem_Group	**ChemName**	**output unit**	**EQL**								
	>C6-C7	mg/kg	0.02		<0.02	<0.02	<0.02	<0.02	<0.02	<0.02	<0.02
	>C7-C8	mg/kg	0.02		<0.02	<0.02	<0.02	<0.02	<0.02	<0.02	<0.02
	>C8-C10	mg/kg	0.02		<0.02	<0.02	<0.02	<0.02	<0.02	<0.02	<0.02
	>C10-C12	mg/kg	0.02		<0.02	<0.02	<0.02	<0.02	<0.02	<0.02	<0.02
	>C12-C16	mg/kg	35		<35	<35	<35	<35	<35	<35	<35
	>C16-C21	mg/kg	35		<35	<35	<35	<35	<35	<35	<35
	>C21-C28	mg/kg	35		<35	<35	<35	<35	<35	<35	<35
	>C28-C35	mg/kg	35		<35	<35	<35	<35	36.3	<35	<35
	>C35-C40	mg/kg	35		<35	<35	<35	<35	<35	<35	<35
	GRO >C5-10	mg/kg	0.02		-	-	-	-	-	-	-
	TPH >C6-C40	mg/kg	10		-	-	-	-	-	-	-
	EPH>C5-40	mg/kg	35		52.4	<35	<35	<35	78.4	<35	<35
	EPH >C10-40	mg/kg	35		52.4	<35	<35	<35	78.4	<35	<35
	GRO >C5-12	mg/kg	0.1		<0.1	<0.1	<0.1	<0.1	<0.1	<0.1	<0.1
	Total Petroleum Hydrocarbons	mg/kg	35		-	-	-	-	-	-	-
BTEX and MTBE	Benzene	mg/kg	0.009	72	<0.09	<0.009	<0.009	<0.009	<0.18	<0.009	<0.009
	Toluene	mg/kg	0.007	56000	<0.07	<0.007	<0.007	<0.007	<0.14	<0.007	<0.007
	Ethylbenzene	mg/kg	0.004	24000	<0.04	<0.004	<0.004	<0.004	<0.08	<0.004	<0.004
	Xylene (m & p)	mg/kg	0.01	41000[#7]	<0.1	<0.01	<0.01	<0.01	<0.2	<0.01	<0.01
	Xylene (o)	mg/kg	0.01	41000	<0.1	<0.01	<0.01	<0.01	<0.2	<0.01	<0.01
	Xylene Total	mg/kg	0.02		-	-	-	-	-	-	-
	MTBE	mg/kg	0.01		<0.1	<0.01	<0.01	<0.01	<0.2	<0.01	<0.01
	Total BTEX	mg/kg	0.04		<0.4	<0.04	<0.04	<0.04	<0.8	<0.04	<0.04
VOC	Styrene	mg/kg	0.01		-	-	-	-	-	-	-
	cis-1,3-dichloropropene	mg/kg	0.01		-	-	-	-	-	-	-
	trans-1,3-dichloropropene	mg/kg	0.01		-	-	-	-	-	-	-
	1,1,1,2-tetrachloroethane	mg/kg	0.01	1400	-	-	-	-	-	-	-
	1,1,1-trichloroethane	mg/kg	0.007	140000	-	-	-	-	-	-	-
	1,1,2,2-tetrachloroethane	mg/kg	0.01	1400	-	-	-	-	-	-	-
	1,1,2-trichloroethane	mg/kg	0.01		-	-	-	-	-	-	-
	1,1-dichloroethane	mg/kg	0.008		-	-	-	-	-	-	-
	1,1-dichloroethene	mg/kg	0.01		-	-	-	-	-	-	-
	1,1-dichloropropene	mg/kg	0.01		-	-	-	-	-	-	-
	1,2,3-trichloropropane	mg/kg	0.016		-	-	-	-	-	-	-
	1,2,4-trimethylbenzene	mg/kg	0.009		-	-	-	-	-	-	-
	1,2-dibromo-3-chloropropane	mg/kg	0.014		-	-	-	-	-	-	-
	1,2-dibromoethane	mg/kg	0.01		-	-	-	-	-	-	-
	1,2-dichloroethane	mg/kg	0.005	29	-	-	-	-	-	-	-
	1,2-dichloropropane	mg/kg	0.01		-	-	-	-	-	-	-
	1,3,5-trimethylbenzene	mg/kg	0.008		-	-	-	-	-	-	-
	1,3-dichloropropane	mg/kg	0.007		-	-	-	-	-	-	-
	2,2-dichloropropane	mg/kg	0.01		-	-	-	-	-	-	-
	2-chlorotoluene	mg/kg	0.009		-	-	-	-	-	-	-
	4-chlorotoluene	mg/kg	0.01		-	-	-	-	-	-	-
	Bromobenzene	mg/kg	0.01		-	-	-	-	-	-	-
	Bromochloromethane	mg/kg	0.01		-	-	-	-	-	-	-
	Bromodichloromethane	mg/kg	0.007		-	-	-	-	-	-	-
	Bromoform	mg/kg	0.01		-	-	-	-	-	-	-
	Bromomethane	mg/kg	0.01		-	-	-	-	-	-	-
	Carbon disulfide	mg/kg	0.007	11000	-	-	-	-	-	-	-
	Carbon tetrachloride	mg/kg	0.01	890	-	-	-	-	-	-	-
	Chlorodibromomethane	mg/kg	0.01		-	-	-	-	-	-	-
	Chloroethane	mg/kg	0.01		-	-	-	-	-	-	-
	Chloroform	mg/kg	0.008	2500	-	-	-	-	-	-	-
	Chloromethane	mg/kg	0.007		-	-	-	-	-	-	-
	cis-1,2-dichloroethene	mg/kg	0.006		-	-	-	-	-	-	-
	Dibromomethane	mg/kg	0.009		-	-	-	-	-	-	-
	Dichlorodifluoromethane	mg/kg	0.006		-	-	-	-	-	-	-
	Dichloromethane	mg/kg	0.01		-	-	-	-	-	-	-
	Isopropylbenzene	mg/kg	0.005		-	-	-	-	-	-	-
	n-butylbenzene	mg/kg	0.011		-	-	-	-	-	-	-
	n-propylbenzene	mg/kg	0.01		-	-	-	-	-	-	-
	p-isopropyltoluene	mg/kg	0.01		-	-	-	-	-	-	-
	sec-butylbenzene	mg/kg	0.01		-	-	-	-	-	-	-
	Trichloroethene	mg/kg	0.009	120	-	-	-	-	-	-	-
	tert-butylbenzene	mg/kg	0.014		-	-	-	-	-	-	-
	Tetrachloroethene	mg/kg	0.005	1400	-	-	-	-	-	-	-
	trans-1,2-dichloroethene	mg/kg	0.01		-	-	-	-	-	-	-
	Trichlorofluoromethane	mg/kg	0.006		-	-	-	-	-	-	-
	Vinyl chloride	mg/kg	0.006	3.5	-	-	-	-	-	-	-
	tert-Amyl methyl ether	mg/kg	0.01		-	-	-	-	-	-	-
VOC/SVOC	1,2,3-trichlorobenzene	mg/kg	0.02	1800	-	-	-	-	-	-	-
	1,2,4-trichlorobenzene	mg/kg	0.02	15000	-	-	-	-	-	-	-
	1,2-dichlorobenzene	mg/kg	0.01	90000	-	-	-	-	-	-	-
	1,3,5-Trichlorobenzene	mg/kg	0.02	1700	-	-	-	-	-	-	-
	1,3-dichlorobenzene	mg/kg	0.008	300	-	-	-	-	-	-	-
	1,4-dichlorobenzene	mg/kg	0.005	17000	-	-	-	-	-	-	-

				Location Code	BH04006	BH04006	BH04007	BH04007	BH04008	BH04008	BH04009
				Sample Depth Range	0.05-0.15	1-1.2	0.05-0.2	2.6-2.7	0.05-0.1	0.6-0.8	0.5-0.7
				Sampled Date Time	10/10/2019	10/10/2019	30/09/2019	03/10/2019	07/10/2019	07/10/2019	07/10/2019
				LQM S4UL Public Open Space (POS) Residential - 1% SOM (GAC)							
Chem_Group	ChemName	output unit	EQL								
	Chlorobenzene	mg/kg	0.005	11000	-	-	-	-	-	-	-
	Hexachlorobutadiene	mg/kg	0.02	25	-	-	-	-	-	-	-
SVOC	4-bromophenyl phenyl ether	mg/kg	0.1		-	-	-	-	-	-	-
	4-nitroaniline	mg/kg	0.1		-	-	-	-	-	-	-
	4-nitrophenol	mg/kg	0.1		-	-	-	-	-	-	-
	2,4,5-trichlorophenol	mg/kg	0.1		-	-	-	-	-	-	-
	2,4,6-trichlorophenol	mg/kg	0.1		-	-	-	-	-	-	-
	2,4-dichlorophenol	mg/kg	0.1		-	-	-	-	-	-	-
	2,4-dimethylphenol	mg/kg	0.1		-	-	-	-	-	-	-
	2,4-dinitrotoluene	mg/kg	0.1		-	-	-	-	-	-	-
	2,6-dinitrotoluene	mg/kg	0.1		-	-	-	-	-	-	-
	2-chloronaphthalene	mg/kg	0.1		-	-	-	-	-	-	-
	2-chlorophenol	mg/kg	0.1		-	-	-	-	-	-	-
	2-methylnaphthalene	mg/kg	0.1		-	-	-	-	-	-	-
	2-methylphenol	mg/kg	0.1		-	-	-	-	-	-	-
	2-nitroaniline	mg/kg	0.1		-	-	-	-	-	-	-
	2-nitrophenol	mg/kg	0.1		-	-	-	-	-	-	-
	3-nitroaniline	mg/kg	0.1		-	-	-	-	-	-	-
	4-chloro-3-methylphenol	mg/kg	0.1		-	-	-	-	-	-	-
	4-chloroaniline	mg/kg	0.1		-	-	-	-	-	-	-
	4-chlorophenyl phenyl ether	mg/kg	0.1		-	-	-	-	-	-	-
	4-methylphenol	mg/kg	0.1		-	-	-	-	-	-	-
	Azobenzene	mg/kg	0.1		-	-	-	-	-	-	-
	Bis(2-chloroethoxy) methane	mg/kg	0.1		-	-	-	-	-	-	-
	Bis(2-chloroethyl)ether	mg/kg	0.1		-	-	-	-	-	-	-
	Bis(2-chloroisopropyl) ether	mg/kg	0.1		-	-	-	-	-	-	-
	Bis(2-ethylhexyl) phthalate	mg/kg	0.1		-	-	-	-	-	-	-
	Butyl benzyl phthalate	mg/kg	0.1		-	-	-	-	-	-	-
	Carbazole	mg/kg	0.1		-	-	-	-	-	-	-
	Dibenzofuran	mg/kg	0.1		-	-	-	-	-	-	-
	Diethylphthalate	mg/kg	0.1		-	-	-	-	-	-	-
	Dimethyl phthalate	mg/kg	0.1		-	-	-	-	-	-	-
	Di-n-butyl phthalate	mg/kg	0.1		-	-	-	-	-	-	-
	Di-n-octyl phthalate	mg/kg	0.1		-	-	-	-	-	-	-
	Hexachlorobenzene	mg/kg	0.05	16	-	-	-	-	-	-	-
	Hexachlorocyclopentadiene	mg/kg	0.1		-	-	-	-	-	-	-
	Hexachloroethane	mg/kg	0.1		-	-	-	-	-	-	-
	Isophorone	mg/kg	0.1		-	-	-	-	-	-	-
	Nitrobenzene	mg/kg	0.1		-	-	-	-	-	-	-
	N-nitrosodi-n-propylamine	mg/kg	0.1		-	-	-	-	-	-	-
	Pentachloronitrobenzene	mg/kg	0.05		-	-	-	-	-	-	-
	Pentachlorophenol	mg/kg	0.1	60	-	-	-	-	-	-	-
PCB	Heptachlorobiphenyl, 2,3,3,4,4,5,5- (PCB 189)	mg/kg	0.003		-	-	-	-	-	-	-
	Hexachlorobiphenyl, 2,3,3,4,4,5- (PCB 156)	mg/kg	0.003		-	-	-	-	-	-	-
	Hexachlorobiphenyl, 2,3,3,4,4,5- (PCB 157)	mg/kg	0.003		-	-	-	-	-	-	-
	Hexachlorobiphenyl, 2,3,4,4,5,5- (PCB 167)	mg/kg	0.003		-	-	-	-	-	-	-
	Hexachlorobiphenyl, 3,3,4,4,5,5- (PCB 169)	mg/kg	0.003		-	-	-	-	-	-	-
	PCB 101	mg/kg	0.003		-	-	-	-	-	-	-
	PCB 118	mg/kg	0.003		-	-	-	-	-	-	-
	PCB 138	mg/kg	0.003		-	-	-	-	-	-	-
	PCB 153	mg/kg	0.003		-	-	-	-	-	-	-
	PCB 180	mg/kg	0.003		-	-	-	-	-	-	-
	PCB 28	mg/kg	0.003		-	-	-	-	-	-	-
	PCB 52	mg/kg	0.003		-	-	-	-	-	-	-
	Pentachlorobiphenyl, 2,3,3,4,4- (PCB 105)	mg/kg	0.003		-	-	-	-	-	-	-
	Pentachlorobiphenyl, 2,3,4,4,5- (PCB 114)	mg/kg	0.003		-	-	-	-	-	-	-
	Pentachlorobiphenyl, 2,3,4,4,5- (PCB 123)	mg/kg	0.003		-	-	-	-	-	-	-
	Pentachlorobiphenyl, 3,3,4,4,5- (PCB 126)	mg/kg	0.003		-	-	-	-	-	-	-
	Tetrachlorobiphenyl, 3,3,4,4- (PCB 77)	mg/kg	0.003		-	-	-	-	-	-	-
	Tetrachlorobiphenyl, 3,4,4,5- (PCB 81)	mg/kg	0.003		-	-	-	-	-	-	-
	Total PCB 7 Congeners	mg/kg	0.021		-	-	-	-	-	-	-
	Total PCB WHO 12	mg/kg	0.036		-	-	-	-	-	-	-
Phenolics	Xylenols	mg/kg	0.015		<0.015	<0.015	<0.015	<0.015	<0.015	<0.015	<0.015
	Cresol Total	mg/kg	0.01		<0.01	<0.01	0.0238	<0.01	<0.01	<0.01	<0.01
	Phenol	mg/kg	0.01	(dir)760[#8]	<0.01	<0.01	0.0119	<0.01	<0.01	<0.01	<0.01
	Phenols Monohydric	mg/kg	0.035		<0.035	<0.035	<0.035	<0.035	<0.035	<0.035	<0.035
Organotins	Dibutyltin	mg/kg			-	-	-	-	-	-	-
	Monophenyltin	mg/kg			-	-	-	-	-	-	-
	Diphenyltin	mg/kg			-	-	-	-	-	-	-
	Monobutyltin	mg/kg			-	-	-	-	-	-	-
	Tetrabutyltin	mg/kg			-	-	-	-	-	-	-
	Tributyltin	mg/kg			-	-	-	-	-	-	-
	Triphenyltin	mg/kg			-	-	-	-	-	-	-
Pesticides	Heptachlor epoxide	mg/kg	0.05		-	-	-	-	-	-	-
	Tecnazene	mg/kg	0.05		-	-	-	-	-	-	-
	2,4,5-TP (Silvex)	mg/kg			-	-	-	-	-	-	-
	Hedonal	mg/kg			-	-	-	-	-	-	-

				Location_Code	BH04006	BH04006	BH04007	BH04007	BH04008	BH04008	BH04009
				Sample_Depth_Range	0.05-0.15	1-1.2	0.05-0.2	2.6-2.7	0.05-0.1	0.6-0.8	0.5-0.7
				Sampled_Date_Time	10/10/2019	10/10/2019	30/09/2019	03/10/2019	07/10/2019	07/10/2019	07/10/2019
				LQM S4UL Public Open Space (POS) Residential - 1% SOM (GAC)							
Chem_Group	**ChemName**	**output unit**	**EQL**								
	2,4-DDT	mg/kg	0.05		-	-	-	-	-	-	-
	2,4-Dichlorprop	mg/kg			-	-	-	-	-	-	-
	4-(2,4-Dichlorophenoxy)butyric Acid (2,4-DB)	mg/kg			-	-	-	-	-	-	-
	4,4-DDE	mg/kg	0.05		-	-	-	-	-	-	-
	a-BHC	mg/kg	0.05	24	-	-	-	-	-	-	-
	Aldrin	mg/kg	0.05	18	-	-	-	-	-	-	-
	Atrazine	mg/kg	0.05	1200	-	-	-	-	-	-	-
	Azinophos methyl	mg/kg	0.05		-	-	-	-	-	-	-
	b-BHC	mg/kg	0.05	8.1	-	-	-	-	-	-	-
	Bentazone	mg/kg			-	-	-	-	-	-	-
	Chlordane (cis)	mg/kg	0.05		-	-	-	-	-	-	-
	Chlordane (trans)	mg/kg	0.05		-	-	-	-	-	-	-
	Chlorfenvinphos	mg/kg	0.05		-	-	-	-	-	-	-
	Chlorotoluron	mg/kg			-	-	-	-	-	-	-
	Chlorpyrifos-methyl	mg/kg	0.05		-	-	-	-	-	-	-
	Cyanazine	mg/kg			-	-	-	-	-	-	-
	d-BHC	mg/kg	0.05		-	-	-	-	-	-	-
	DDD	mg/kg	0.05		-	-	-	-	-	-	-
	DDT	mg/kg	0.05		-	-	-	-	-	-	-
	Chlorothalonil	mg/kg	0.05		-	-	-	-	-	-	-
	Diazinon	mg/kg	0.05		-	-	-	-	-	-	-
	Dichlorvos	mg/kg	0.05	16	-	-	-	-	-	-	-
	Dieldrin	mg/kg	0.05	18	-	-	-	-	-	-	-
	Dimethoate	mg/kg	0.05		-	-	-	-	-	-	-
	Disulfoton	mg/kg	0.05		-	-	-	-	-	-	-
	Diuron	mg/kg			-	-	-	-	-	-	-
	Endosulfan I	mg/kg	0.05	1200	-	-	-	-	-	-	-
	Endosulfan II	mg/kg	0.05		-	-	-	-	-	-	-
	Endosulfan sulphate	mg/kg	0.05		-	-	-	-	-	-	-
	Endrin	mg/kg	0.05		-	-	-	-	-	-	-
	Fenitrothion	mg/kg	0.05		-	-	-	-	-	-	-
	Fenthion	mg/kg	0.05		-	-	-	-	-	-	-
	Fluroxypyr	mg/kg			-	-	-	-	-	-	-
	g-BHC (Lindane)	mg/kg	0.05	8.2	-	-	-	-	-	-	-
	Heptachlor	mg/kg	0.05		-	-	-	-	-	-	-
	Isodrin	mg/kg	0.05		-	-	-	-	-	-	-
	Isoproturon	mg/kg			-	-	-	-	-	-	-
	Linuron	mg/kg			-	-	-	-	-	-	-
	Malathion	mg/kg	0.05		-	-	-	-	-	-	-
	2-Methyl-4-chlorophenoxyacetic acid	mg/kg			-	-	-	-	-	-	-
	2-Methyl-4-Chlorophenoxy Butanoic Acid	mg/kg			-	-	-	-	-	-	-
	Mecoprop	mg/kg			-	-	-	-	-	-	-
	Methoxychlor	mg/kg	0.05		-	-	-	-	-	-	-
	Methyl parathion	mg/kg	0.05		-	-	-	-	-	-	-
	Mevinphos (Phosdrin)	mg/kg	0.05		-	-	-	-	-	-	-
	Nitroguanidine	mg/kg			-	-	-	-	-	-	-
	o,p-DDD	mg/kg	0.05		-	-	-	-	-	-	-
	o,p'-DDE	mg/kg	0.05		-	-	-	-	-	-	-
	o,p-Methoxychlor	mg/kg	0.05		-	-	-	-	-	-	-
	Parathion	mg/kg	0.05		-	-	-	-	-	-	-
	Pendimethalin	mg/kg	0.05		-	-	-	-	-	-	-
	Permethrin	mg/kg	0.05		-	-	-	-	-	-	-

				Location Code	BH04006	BH04006	BH04007	BH04007	BH04008	BH04008	BH04009
				Sample Depth Range	0.05-0.15	1-1.2	0.05-0.2	2.6-2.7	0.05-0.1	0.6-0.8	0.5-0.7
				Sampled Date Time	10/10/2019	10/10/2019	30/09/2019	03/10/2019	07/10/2019	07/10/2019	07/10/2019
			LQM S4UL Public Open Space (POS) Residential - 1% SOM (GAC)								
Chem_Group	ChemName	output unit	EQL								
	Permethrin II	mg/kg	0.05		-	-	-	-	-	-	-
	Phorate	mg/kg	0.05		-	-	-	-	-	-	-
	Prometryn	mg/kg	0.05		-	-	-	-	-	-	-
	Pronamide	mg/kg	0.05		-	-	-	-	-	-	-
	Propazine	mg/kg	0.05		-	-	-	-	-	-	-
	Simazine	mg/kg	0.05		-	-	-	-	-	-	-
	Terbutryn	mg/kg	0.05		-	-	-	-	-	-	-
	Terbutylazine	mg/kg	0.05		-	-	-	-	-	-	-
	Triadimefon	mg/kg	0.05		-	-	-	-	-	-	-
	Triallate	mg/kg	0.05		-	-	-	-	-	-	-
	Triclopyr	mg/kg			-	-	-	-	-	-	-
	Trifluralin	mg/kg	0.05		-	-	-	-	-	-	-
	Telodrin	mg/kg	0.05		-	-	-	-	-	-	-
Radionuclides	Caesium-137	Bq/kg	1.4		-	-	-	-	-	-	-
	Protactinium-234m	Bq/kg	140		-	-	-	-	-	-	-
	Americium-241	Bq/g	0.0022		-	-	-	-	-	-	-
	Beryllium-7	Bq/g	0.016		-	-	-	-	-	-	-
	Cobalt-60	Bq/g	0.0015		-	-	-	-	-	-	-
	Gross alpha	Bq/kg	54		-	-	-	-	-	-	-
	Gross beta	Bq/kg	87		-	-	-	-	-	-	-
	Lead-210	Bq/kg	22		-	-	-	-	-	-	-
	Potassium-40	Bq/kg	2		-	-	-	-	-	-	-
	Radium -224	Bq/g	0.022		-	-	-	-	-	-	-
	Radium-226	Bq/g	0.0005		-	-	-	-	-	-	-
	Thorium-228	Bq/g	0.0005		-	-	-	-	-	-	-
	Thorium-230	Bq/g	0.0005		-	-	-	-	-	-	-
	Thorium-232	Bq/g	0.0005		-	-	-	-	-	-	-
	Thorium-234	Bq/g	0.025		-	-	-	-	-	-	-
	Uranium-234	Bq/g	0.0005		-	-	-	-	-	-	-
	Uranium-235	Bq/g	0.0005		-	-	-	-	-	-	-
SVOC TIC	SVOC TICS - Detect	Detect			-	-	-	-	-	-	-
	SVOC Tentatively Identified Compounds	mg/kg	0.1		-	-	-	-	-	-	-
VOC TIC	VOC Tentatively Identified Compounds	mg/kg	0.05		-	-	-	-	-	-	-
Explosives	2,2,4,4,6,6-Hexanitrostilbene	mg/kg			-	-	-	-	-	-	-
	2,4,6-Trinitrotoluene (TNT)	mg/kg		130	-	-	-	-	-	-	-
	2,4,6-trinitrophenyl	mg/kg			-	-	-	-	-	-	-
	HMX	mg/kg		13000	-	-	-	-	-	-	-
	Ethylene glycol dinitrate	mg/kg			-	-	-	-	-	-	-
	Nitrocellulose (12% N)	mg/kg			-	-	-	-	-	-	-
	Nitroglycerine	mg/kg			-	-	-	-	-	-	-
	PETN	mg/kg			-	-	-	-	-	-	-
	RDX	mg/kg		26000	-	-	-	-	-	-	-
	Tetryl	mg/kg			-	-	-	-	-	-	-
NA	Actinium-228	Bq/kg	2		-	-	-	-	-	-	-
	Caesium-134	Bq/kg	1.7		-	-	-	-	-	-	-
	Bismuth-212	Bq/kg	19		-	-	-	-	-	-	-
	Bismuth-214	Bq/kg	2		-	-	-	-	-	-	-
	Lead-212	Bq/kg	2		-	-	-	-	-	-	-
	Lead-214	Bq/kg	2		-	-	-	-	-	-	-
	Thallium-208	Bq/kg	2		-	-	-	-	-	-	-
Other	Temperature	°C			17	17	18	18.3	18.2	-	18.1
	Conductivity @ 20oC	uS/cm	14		169 - 207	128 - 184	770 - 786	269 - 273	408 - 414	-	128 - 242
	Organic Matter	%	0.35		-	-	-	-	-	-	-
	Moisture Content (dried @35oC)	%			7.1	14	16	1.7	18	20	19
	pH (Lab)	pH_Units	1		7.11 - 7.86	8.46 - 9.04	7.74 - 8.34	8.31 - 9.45	7.74 - 8.71	8.58	6.94 - 7.48
	Total Organic Carbon	%	0.2		1.06	<0.2	1.3	<0.2	4.09	0.612	0.342

Environmental Standards Comments
#1:GAC is only presented as speciated chromium. 7.7mg/kg is used for hexavalent. If hexavalent chromium (CrVI) data is available, a value of 1,500mg/kg may be appropriate for the remaining trivalent chromium (CrIII).
#2:C4SL for lead adopted
#3:GAC only presented as speciated mercury. 16mg/kg is used for elemental mercury. If the CSM indicates that elemental mercury is not a CoC and mercury is present in an inorganic form, a value of 120mg/kg for inorganic mercury may be appropriate
#4:Updated S4UL for nickel
#5:S4UL exceeds solubility saturation limit
#6:Criteria derived for Ali>C16-C35 split between Ali>C16-21 & Ali>C21-35. Requires summation of fractions to use Ali>C16-C35 criteria.
#7:Criteria presented is for p-xylene. A separate value is presented for o-xylene.
#8:S4UL based on a threshold protective of direct skin contact with phenol

Key

<0.6	Result MDL exceeds GAC
27.8	Result exceeds GAC

Notes
Where a range is given a determinand has been analysed for by more than one method

				Location Code	BH04009	BH04010	BH04010	BH04011	BH04011	BH04011	BH04011
				Sample Depth Range	2.15-2.25	0.05-0.15	0.5-0.6	0.05-0.2	1-1.2	10.8-11.2	3.7-4.1
				Sampled Date Time	10/10/2019	05/09/2019	05/09/2019	30/09/2019	30/09/2019	02/10/2019	02/10/2019
				LQM S4UL Public Open Space (POS) Residential - 1% SOM (GAC)							
Chem_Group	**ChemName**	**output unit**	**EQL**								
Metals	Antimony	mg/kg	0.6		-	-	-	-	-	-	-
	Arsenic	mg/kg	0.6	79	8.27	19.6	22.1	17.9	20.5	11.3	13.6
	Barium	mg/kg	0.6	-	-	-	-	-	-	-	-
	Beryllium	mg/kg	0.01	2.2	-	-	-	-	-	-	-
	Boron	mg/kg	1	21000	<1	2.19	3.98	8.56	8.92	2.08	11.3
	Cadmium	mg/kg	0.02	120	0.278	0.161	<0.02	0.108	0.05	0.0756	0.121
	Chromium (hexavalent)	mg/kg	0.6	7.7	<0.6	<0.6	<0.6	<0.6	<0.6	<0.6	<0.6
	Chromium	mg/kg	0.9	[#1]	12.8	36.6	32.7	34.9	37.1	19.8	24.6
	Copper	mg/kg	1.4	12000	7.52	21.5	9.95	14.1	13.5	9.2	13.4
	Lead	mg/kg	0.7	630[#2]	7.52	55.9	22.4	34.2	35	10.3	18.4
	Mercury	mg/kg	0.14	[#3]	<0.14	<0.14	<0.14	<0.14	<0.14	<0.14	<0.14
	Molybdenum	mg/kg	0.1		-	-	-	-	-	-	-
	Nickel	mg/kg	0.2	230[#4]	23.2	27.6	29.4	28.1	33.8	22.9	24.8
	Selenium	mg/kg	1	1100	<1	<1	<1	<1	<1	2.77	<1
	Vanadium	mg/kg	0.2	2000	-	-	-	-	-	-	-
	Zinc	mg/kg	1.9	81000	34.8	143	82.8	98.7	85.6	53.6	78.1
Asbestos	Anthophyllite	Detect			0	0	0	0	0	0	0
	Asbestos Analysts Comments	-			-	-	-	-	-	-	-
	Asbestos PCOM Quantification	%	0.001		-	-	-	-	-	-	-
	Asbestos Quantification Total	%	0.001		-	-	-	-	-	-	-
	Asbestos: Actinolite	Detect			0	0	0	0	0	0	0
	Additional Asbestos Components (Using TM048)	Comment			-	-	-	-	-	-	-
	Crocidolite Asbestos	Detect			0	0	0	0	0	0	0
	Asbestos Gravimetric Quantification	%	0.001		-	-	-	-	-	-	-
	Chrysotile Asbestos	Detect			0	0	0	0	0	0	0
	Amosite Asbestos	Detect			0	0	0	0	0	0	0
	Non-Asbestos Fibre	Detect			0	0	0	0	0	0	0
	Tremolite	Detect			0	0	0	0	0	0	0
Inorganics	Alkalinity (total) as CaCO3	mg/kg	10		-	-	-	-	-	-	-
	Ammoniacal Nitrogen as N	mg/kg	12		-	-	-	-	-	-	-
	Cyanide (Free)	mg/kg	1		<1	<1	<1	<1	<1	<1	<1
	Cyanide Total	mg/kg	1		<1	<1	<1	<1	<1	<1	<1
	cyanides-complex	mg/kg	1		<1	<1	<1	<1	<1	<1	<1
	Nitrite (as N)	mg/kg	0.03		-	-	-	-	-	-	-
	Sulphate	mg/kg	200		-	-	-	-	-	-	-
PAH	Naphthalene	mg/kg	0.009	4900	<0.009	<0.009	<0.009	<0.009	<0.009	<0.009	<0.009
	Acenaphthene	mg/kg	0.008	15000	<0.008	<0.008	<0.008	<0.008	<0.008	<0.008	<0.008
	Acenaphthylene	mg/kg	0.012	15000	<0.012	0.0211	<0.012	0.0226	<0.012	<0.012	<0.012
	Fluoranthene	mg/kg	0.017	3100	<0.017	0.245	<0.017	0.29	<0.017	<0.017	<0.017
	Anthracene	mg/kg	0.016	74000	<0.016	0.0239	<0.016	<0.016	<0.016	<0.016	<0.016
	Phenanthrene	mg/kg	0.015	3100	<0.015	0.112	<0.015	0.0948	<0.015	<0.015	<0.015
	Fluorene	mg/kg	0.01	9900	<0.01	<0.01	<0.01	<0.01	<0.01	<0.01	<0.01
	Chrysene	mg/kg	0.01	57	<0.01	0.107	<0.01	0.147	<0.01	<0.01	<0.01
	Pyrene	mg/kg	0.015	7400	<0.015	0.194	<0.015	0.242	<0.015	<0.015	<0.015
	Benzo(a)anthracene	mg/kg	0.014	29	<0.014	0.117	<0.014	0.119	<0.014	<0.014	<0.014
	Benzo(b)fluoranthene	mg/kg	0.015	7.1	<0.015	0.149	<0.015	0.194	<0.015	<0.015	<0.015
	Benzo(k)fluoranthene	mg/kg	0.014	190	<0.014	0.0541	<0.014	0.0836	<0.014	<0.014	<0.014
	Benzo(a)pyrene	mg/kg	0.015	5.7	<0.015	0.111	<0.015	0.148	<0.015	<0.015	<0.015
	Dibenz(a,h)anthracene	mg/kg	0.023	0.57	<0.023	<0.023	<0.023	<0.023	<0.023	<0.023	<0.023
	Benzo(g,h,i)perylene	mg/kg	0.024	640	<0.024	0.0961	<0.024	0.132	<0.024	<0.024	<0.024
	Indeno(1,2,3-c,d)pyrene	mg/kg	0.018	82	<0.018	0.0943	<0.018	0.137	<0.018	<0.018	<0.018
	PAH 16 Total	mg/kg	0.118		<0.118	1.32	<0.118	1.61	<0.118	<0.118	<0.118
TPH CWG	>C5-C6 Aliphatics	mg/kg	0.01	(sol)570000[#5]	-	-	-	-	-	-	-
	>C6-C8 Aliphatics	mg/kg	0.01	600000	-	-	-	-	-	-	-
	>C10-C44 Aliphatics	mg/kg	5		-	-	-	-	-	-	-
	>C10-C44 Aliphatics/Aromatics	mg/kg	10		-	-	-	-	-	-	-
	>C8-C10 Aliphatics	mg/kg	0.01	13000	-	-	-	-	-	-	-
	>C10-C12 Aliphatics	mg/kg	0.01	13000	-	-	-	-	-	-	-
	>C12-C16 Aliphatics	mg/kg	0.1	13000	-	-	-	-	-	-	-
	>C16-C21 Aliphatics	mg/kg	0.1	125000[#6]	-	-	-	-	-	-	-
	>C21-C35 Aliphatics	mg/kg	0.1	125000[#6]	-	-	-	-	-	-	-
	>C35-C44 Aliphatics	mg/kg	0.1	250000	-	-	-	-	-	-	-
	>C5-C10 Aliphatics	mg/kg	0.05		-	-	-	-	-	-	-
	Total Aliphatics >C12-C44	mg/kg	0.1		-	-	-	-	-	-	-
	>EC5-EC10 Aromatics	mg/kg	0.05		-	-	-	-	-	-	-
	>EC6-EC7 Aromatics	mg/kg	0.01		-	-	-	-	-	-	-
	>EC7-EC8 Aromatics	mg/kg	0.01	56000	-	-	-	-	-	-	-
	>EC8-EC10 Aromatics	mg/kg	0.01	5000	-	-	-	-	-	-	-
	>EC10-EC12 Aromatics	mg/kg	0.01	5000	-	-	-	-	-	-	-
	>EC10-EC44 Aromatics	mg/kg	5		-	-	-	-	-	-	-
	>EC12-EC16 Aromatics	mg/kg	0.1	5100	-	-	-	-	-	-	-
	>EC16-EC21 Aromatics	mg/kg	0.1	3800	-	-	-	-	-	-	-
	>EC21-EC35 Aromatics	mg/kg	0.1	3800	-	-	-	-	-	-	-
	>EC35-EC44 Aromatics	mg/kg	0.1	3800	-	-	-	-	-	-	-
	>EC40-EC44 Aromatics	mg/kg	0.1		-	-	-	-	-	-	-
	>EC12-EC44 Aromatics	mg/kg	0.1		-	-	-	-	-	-	-
	TPH Aliphatics & Aromatics >C5-44	mg/kg	0.1		-	-	-	-	-	-	-
TPH	>C5-C6	mg/kg	0.02		<0.02	<0.02	<0.02	<0.02	<0.02	<0.02	<0.02

				Location Code	BH04009	BH04010	BH04010	BH04011	BH04011	BH04011	BH04011
				Sample Depth Range	2.15-2.25	0.05-0.15	0.5-0.6	0.05-0.2	1-1.2	10.8-11.2	3.7-4.1
				Sampled Date Time	10/10/2019	05/09/2019	05/09/2019	30/09/2019	30/09/2019	02/10/2019	02/10/2019
				LQM S4UL Public Open Space (POS) Residential - 1% SOM (GAC)							
Chem_Group	**ChemName**	**output unit**	**EQL**								
	>C6-C7	mg/kg	0.02		<0.02	<0.02	<0.02	<0.02	<0.02	<0.02	<0.02
	>C7-C8	mg/kg	0.02		<0.02	<0.02	<0.02	<0.02	<0.02	<0.02	<0.02
	>C8-C10	mg/kg	0.02		<0.02	0.104	<0.02	<0.02	<0.02	<0.02	<0.02
	>C10-C12	mg/kg	0.02		<0.02	<35 - 0.0463	<0.02	<0.02	<0.02	<0.02	<0.02
	>C12-C16	mg/kg	35		<35	<35	<35	<35	<35	<35	<35
	>C16-C21	mg/kg	35		<35	<35	<35	<35	<35	<35	<35
	>C21-C28	mg/kg	35		<35	<35	<35	<35	<35	<35	<35
	>C28-C35	mg/kg	35		<35	<35	<35	42.8	<35	<35	<35
	>C35-C40	mg/kg	35		<35	<35	<35	<35	<35	<35	<35
	GRO >C5-10	mg/kg	0.02		-	-	-	-	-	-	-
	TPH >C6-C40	mg/kg	10		-	-	-	-	-	-	-
	EPH>C5-40	mg/kg	35		<35	60	<35	89	<35	<35	57.1
	EPH >C10-40	mg/kg	35		<35	59.9	<35	89	<35	<35	57.1
	GRO >C5-12	mg/kg	0.1		<0.1	0.176	<0.1	<0.1	<0.1	<0.1	<0.1
	Total Petroleum Hydrocarbons	mg/kg	35		-	-	-	-	-	-	-
BTEX and MTBE	Benzene	mg/kg	0.009	72	<0.009	<0.18	<0.009	<0.009	<0.009	<0.009	<0.009
	Toluene	mg/kg	0.007	56000	<0.007	<0.14	<0.007	<0.007	<0.007	<0.007	<0.007
	Ethylbenzene	mg/kg	0.004	24000	<0.004	<0.08	<0.004	<0.004	<0.004	<0.004	<0.004
	Xylene (m & p)	mg/kg	0.01	41000[#7]	<0.01	<0.2	<0.01	<0.01	<0.01	<0.01	<0.01
	Xylene (o)	mg/kg	0.01	41000	<0.01	<0.2	<0.01	<0.01	<0.01	<0.01	<0.01
	Xylene Total	mg/kg	0.02		-	-	-	-	-	-	-
	MTBE	mg/kg	0.01		<0.01	<0.2	<0.01	<0.01	<0.01	<0.01	<0.01
	Total BTEX	mg/kg	0.04		<0.04	<0.8	<0.04	<0.04	<0.04	<0.04	<0.04
VOC	Styrene	mg/kg	0.01		-	-	-	-	-	-	-
	cis-1,3-dichloropropene	mg/kg	0.01		-	-	-	-	-	-	-
	trans-1,3-dichloropropene	mg/kg	0.01		-	-	-	-	-	-	-
	1,1,1,2-tetrachloroethane	mg/kg	0.01	1400	-	-	-	-	-	-	-
	1,1,1-trichloroethane	mg/kg	0.007	140000	-	-	-	-	-	-	-
	1,1,2,2-tetrachloroethane	mg/kg	0.01	1400	-	-	-	-	-	-	-
	1,1,2-trichloroethane	mg/kg	0.01		-	-	-	-	-	-	-
	1,1-dichloroethane	mg/kg	0.008		-	-	-	-	-	-	-
	1,1-dichloroethene	mg/kg	0.01		-	-	-	-	-	-	-
	1,1-dichloropropene	mg/kg	0.01		-	-	-	-	-	-	-
	1,2,3-trichloropropane	mg/kg	0.016		-	-	-	-	-	-	-
	1,2,4-trimethylbenzene	mg/kg	0.009		-	-	-	-	-	-	-
	1,2-dibromo-3-chloropropane	mg/kg	0.014		-	-	-	-	-	-	-
	1,2-dibromoethane	mg/kg	0.01		-	-	-	-	-	-	-
	1,2-dichloroethane	mg/kg	0.005	29	-	-	-	-	-	-	-
	1,2-dichloropropane	mg/kg	0.01		-	-	-	-	-	-	-
	1,3,5-trimethylbenzene	mg/kg	0.008		-	-	-	-	-	-	-
	1,3-dichloropropane	mg/kg	0.007		-	-	-	-	-	-	-
	2,2-dichloropropane	mg/kg	0.01		-	-	-	-	-	-	-
	2-chlorotoluene	mg/kg	0.009		-	-	-	-	-	-	-
	4-chlorotoluene	mg/kg	0.01		-	-	-	-	-	-	-
	Bromobenzene	mg/kg	0.01		-	-	-	-	-	-	-
	Bromochloromethane	mg/kg	0.01		-	-	-	-	-	-	-
	Bromodichloromethane	mg/kg	0.007		-	-	-	-	-	-	-
	Bromoform	mg/kg	0.01		-	-	-	-	-	-	-
	Bromomethane	mg/kg	0.01		-	-	-	-	-	-	-
	Carbon disulfide	mg/kg	0.007	11000	-	-	-	-	-	-	-
	Carbon tetrachloride	mg/kg	0.01	890	-	-	-	-	-	-	-
	Chlorodibromomethane	mg/kg	0.01		-	-	-	-	-	-	-
	Chloroethane	mg/kg	0.01		-	-	-	-	-	-	-
	Chloroform	mg/kg	0.008	2500	-	-	-	-	-	-	-
	Chloromethane	mg/kg	0.007		-	-	-	-	-	-	-
	cis-1,2-dichloroethene	mg/kg	0.006		-	-	-	-	-	-	-
	Dibromomethane	mg/kg	0.009		-	-	-	-	-	-	-
	Dichlorodifluoromethane	mg/kg	0.006		-	-	-	-	-	-	-
	Dichloromethane	mg/kg	0.01		-	-	-	-	-	-	-
	Isopropylbenzene	mg/kg	0.005		-	-	-	-	-	-	-
	n-butylbenzene	mg/kg	0.011		-	-	-	-	-	-	-
	n-propylbenzene	mg/kg	0.01		-	-	-	-	-	-	-
	p-isopropyltoluene	mg/kg	0.01		-	-	-	-	-	-	-
	sec-butylbenzene	mg/kg	0.01		-	-	-	-	-	-	-
	Trichloroethene	mg/kg	0.009	120	-	-	-	-	-	-	-
	tert-butylbenzene	mg/kg	0.014		-	-	-	-	-	-	-
	Tetrachloroethene	mg/kg	0.005	1400	-	-	-	-	-	-	-
	trans-1,2-dichloroethene	mg/kg	0.01		-	-	-	-	-	-	-
	Trichlorofluoromethane	mg/kg	0.006		-	-	-	-	-	-	-
	Vinyl chloride	mg/kg	0.006	3.5	-	-	-	-	-	-	-
	tert-Amyl methyl ether	mg/kg	0.01		-	-	-	-	-	-	-
VOC/SVOC	1,2,3-trichlorobenzene	mg/kg	0.02	1800	-	-	-	-	-	-	-
	1,2,4-trichlorobenzene	mg/kg	0.02	15000	-	-	-	-	-	-	-
	1,2-dichlorobenzene	mg/kg	0.01	90000	-	-	-	-	-	-	-
	1,3,5-Trichlorobenzene	mg/kg	0.02	1700	-	-	-	-	-	-	-
	1,3-dichlorobenzene	mg/kg	0.008	300	-	-	-	-	-	-	-
	1,4-dichlorobenzene	mg/kg	0.005	17000	-	-	-	-	-	-	-

				Location Code	BH04009	BH04010	BH04010	BH04011	BH04011	BH04011	BH04011
				Sample Depth Range	2.15-2.25	0.05-0.15	0.5-0.6	0.05-0.2	1-1.2	10.8-11.2	3.7-4.1
				Sampled Date Time	10/10/2019	05/09/2019	05/09/2019	30/09/2019	30/09/2019	02/10/2019	02/10/2019
				LQM S4UL Public Open Space (POS) Residential - 1% SOM (GAC)							
Chem_Group	ChemName	output unit	EQL								
	Chlorobenzene	mg/kg	0.005	11000	-	-	-	-	-	-	-
	Hexachlorobutadiene	mg/kg	0.02	25	-	-	-	-	-	-	-
SVOC	4-bromophenyl phenyl ether	mg/kg	0.1		-	-	-	-	-	-	-
	4-nitroaniline	mg/kg	0.1		-	-	-	-	-	-	-
	4-nitrophenol	mg/kg	0.1		-	-	-	-	-	-	-
	2,4,5-trichlorophenol	mg/kg	0.1		-	-	-	-	-	-	-
	2,4,6-trichlorophenol	mg/kg	0.1		-	-	-	-	-	-	-
	2,4-dichlorophenol	mg/kg	0.1		-	-	-	-	-	-	-
	2,4-dimethylphenol	mg/kg	0.1		-	-	-	-	-	-	-
	2,4-dinitrotoluene	mg/kg	0.1		-	-	-	-	-	-	-
	2,6-dinitrotoluene	mg/kg	0.1		-	-	-	-	-	-	-
	2-chloronaphthalene	mg/kg	0.1		-	-	-	-	-	-	-
	2-chlorophenol	mg/kg	0.1		-	-	-	-	-	-	-
	2-methylnaphthalene	mg/kg	0.1		-	-	-	-	-	-	-
	2-methylphenol	mg/kg	0.1		-	-	-	-	-	-	-
	2-nitroaniline	mg/kg	0.1		-	-	-	-	-	-	-
	2-nitrophenol	mg/kg	0.1		-	-	-	-	-	-	-
	3-nitroaniline	mg/kg	0.1		-	-	-	-	-	-	-
	4-chloro-3-methylphenol	mg/kg	0.1		-	-	-	-	-	-	-
	4-chloroaniline	mg/kg	0.1		-	-	-	-	-	-	-
	4-chlorophenyl phenyl ether	mg/kg	0.1		-	-	-	-	-	-	-
	4-methylphenol	mg/kg	0.1		-	-	-	-	-	-	-
	Azobenzene	mg/kg	0.1		-	-	-	-	-	-	-
	Bis(2-chloroethoxy) methane	mg/kg	0.1		-	-	-	-	-	-	-
	Bis(2-chloroethyl)ether	mg/kg	0.1		-	-	-	-	-	-	-
	Bis(2-chloroisopropyl) ether	mg/kg	0.1		-	-	-	-	-	-	-
	Bis(2-ethylhexyl) phthalate	mg/kg	0.1		-	-	-	-	-	-	-
	Butyl benzyl phthalate	mg/kg	0.1		-	-	-	-	-	-	-
	Carbazole	mg/kg	0.1		-	-	-	-	-	-	-
	Dibenzofuran	mg/kg	0.1		-	-	-	-	-	-	-
	Diethylphthalate	mg/kg	0.1		-	-	-	-	-	-	-
	Dimethyl phthalate	mg/kg	0.1		-	-	-	-	-	-	-
	Di-n-butyl phthalate	mg/kg	0.1		-	-	-	-	-	-	-
	Di-n-octyl phthalate	mg/kg	0.1		-	-	-	-	-	-	-
	Hexachlorobenzene	mg/kg	0.05	16	-	-	-	-	-	-	-
	Hexachlorocyclopentadiene	mg/kg	0.1		-	-	-	-	-	-	-
	Hexachloroethane	mg/kg	0.1		-	-	-	-	-	-	-
	Isophorone	mg/kg	0.1		-	-	-	-	-	-	-
	Nitrobenzene	mg/kg	0.1		-	-	-	-	-	-	-
	N-nitrosodi-n-propylamine	mg/kg	0.1		-	-	-	-	-	-	-
	Pentachloronitrobenzene	mg/kg	0.05		-	-	-	-	-	-	-
	Pentachlorophenol	mg/kg	0.1	60	-	-	-	-	-	-	-
PCB	Heptachlorobiphenyl, 2,3,3,4,4,5,5- (PCB 189)	mg/kg	0.003		-	-	-	-	-	-	-
	Hexachlorobiphenyl, 2,3,3,4,4,5- (PCB 156)	mg/kg	0.003		-	-	-	-	-	-	-
	Hexachlorobiphenyl, 2,3,3,4,4,5- (PCB 157)	mg/kg	0.003		-	-	-	-	-	-	-
	Hexachlorobiphenyl, 2,3,4,4,5,5- (PCB 167)	mg/kg	0.003		-	-	-	-	-	-	-
	Hexachlorobiphenyl, 3,3,4,4,5,5- (PCB 169)	mg/kg	0.003		-	-	-	-	-	-	-
	PCB 101	mg/kg	0.003		-	-	-	-	-	-	-
	PCB 118	mg/kg	0.003		-	-	-	-	-	-	-
	PCB 138	mg/kg	0.003		-	-	-	-	-	-	-
	PCB 153	mg/kg	0.003		-	-	-	-	-	-	-
	PCB 180	mg/kg	0.003		-	-	-	-	-	-	-
	PCB 28	mg/kg	0.003		-	-	-	-	-	-	-
	PCB 52	mg/kg	0.003		-	-	-	-	-	-	-
	Pentachlorobiphenyl, 2,3,3,4,4- (PCB 105)	mg/kg	0.003		-	-	-	-	-	-	-
	Pentachlorobiphenyl, 2,3,4,4,5- (PCB 114)	mg/kg	0.003		-	-	-	-	-	-	-
	Pentachlorobiphenyl, 2,3,4,4,5- (PCB 123)	mg/kg	0.003		-	-	-	-	-	-	-
	Pentachlorobiphenyl, 3,3,4,4,5- (PCB 126)	mg/kg	0.003		-	-	-	-	-	-	-
	Tetrachlorobiphenyl, 3,3,4,4- (PCB 77)	mg/kg	0.003		-	-	-	-	-	-	-
	Tetrachlorobiphenyl, 3,4,4,5- (PCB 81)	mg/kg	0.003		-	-	-	-	-	-	-
	Total PCB 7 Congeners	mg/kg	0.021		-	-	-	-	-	-	-
	Total PCB WHO 12	mg/kg	0.036		-	-	-	-	-	-	-
Phenolics	Xylenols	mg/kg	0.015		<0.015	<0.015	<0.015	<0.015	<0.015	<0.015	0.125
	Cresol Total	mg/kg	0.01		<0.01	<0.01	<0.01	<0.01	<0.01	<0.01	<0.01
	Phenol	mg/kg	0.01	(dir)760[f8]	<0.01	0.0309	<0.01	<0.01	<0.01	<0.01	<0.01
	Phenols Monohydric	mg/kg	0.035		<0.035	<0.035	<0.035	<0.035	<0.035	<0.035	0.125
Organotins	Dibutyltin	mg/kg			-	-	-	-	-	-	-
	Monophenyltin	mg/kg			-	-	-	-	-	-	-
	Diphenyltin	mg/kg			-	-	-	-	-	-	-
	Monobutyltin	mg/kg			-	-	-	-	-	-	-
	Tetrabutyltin	mg/kg			-	-	-	-	-	-	-
	Tributyltin	mg/kg			-	-	-	-	-	-	-
	Triphenyltin	mg/kg			-	-	-	-	-	-	-
Pesticides	Heptachlor epoxide	mg/kg	0.05		-	-	-	-	-	-	-
	Tecnazene	mg/kg	0.05		-	-	-	-	-	-	-
	2,4,5-TP (Silvex)	mg/kg			-	-	-	-	-	-	-
	Hedonal	mg/kg			-	-	-	-	-	-	-

				Location_Code	BH04009	BH04010	BH04010	BH04011	BH04011	BH04011	BH04011
				Sample_Depth_Range	2.15-2.25	0.05-0.15	0.5-0.6	0.05-0.2	1-1.2	10.8-11.2	3.7-4.1
				Sampled_Date_Time	10/10/2019	05/09/2019	05/09/2019	30/09/2019	30/09/2019	02/10/2019	02/10/2019
				LQM S4UL Public Open Space (POS) Residential - 1% SOM (GAC)							
Chem_Group	**ChemName**	**output unit**	**EQL**								
	2,4-DDT	mg/kg	0.05		-	-	-	-	-	-	-
	2,4-Dichlorprop	mg/kg			-	-	-	-	-	-	-
	4-(2,4-Dichlorophenoxy)butyric Acid (2,4-DB)	mg/kg			-	-	-	-	-	-	-
	4,4-DDE	mg/kg	0.05		-	-	-	-	-	-	-
	a-BHC	mg/kg	0.05	24	-	-	-	-	-	-	-
	Aldrin	mg/kg	0.05	18	-	-	-	-	-	-	-
	Atrazine	mg/kg	0.05	1200	-	-	-	-	-	-	-
	Azinophos methyl	mg/kg	0.05		-	-	-	-	-	-	-
	b-BHC	mg/kg	0.05	8.1	-	-	-	-	-	-	-
	Bentazone	mg/kg			-	-	-	-	-	-	-
	Chlordane (cis)	mg/kg	0.05		-	-	-	-	-	-	-
	Chlordane (trans)	mg/kg	0.05		-	-	-	-	-	-	-
	Chlorfenvinphos	mg/kg	0.05		-	-	-	-	-	-	-
	Chlorotoluron	mg/kg			-	-	-	-	-	-	-
	Chlorpyrifos-methyl	mg/kg	0.05		-	-	-	-	-	-	-
	Cyanazine	mg/kg			-	-	-	-	-	-	-
	d-BHC	mg/kg	0.05		-	-	-	-	-	-	-
	DDD	mg/kg	0.05		-	-	-	-	-	-	-
	DDT	mg/kg	0.05		-	-	-	-	-	-	-
	Chlorothalonil	mg/kg	0.05		-	-	-	-	-	-	-
	Diazinon	mg/kg	0.05		-	-	-	-	-	-	-
	Dichlorvos	mg/kg	0.05	16	-	-	-	-	-	-	-
	Dieldrin	mg/kg	0.05	18	-	-	-	-	-	-	-
	Dimethoate	mg/kg	0.05		-	-	-	-	-	-	-
	Disulfoton	mg/kg	0.05		-	-	-	-	-	-	-
	Diuron	mg/kg			-	-	-	-	-	-	-
	Endosulfan I	mg/kg	0.05	1200	-	-	-	-	-	-	-
	Endosulfan II	mg/kg	0.05		-	-	-	-	-	-	-
	Endosulfan sulphate	mg/kg	0.05		-	-	-	-	-	-	-
	Endrin	mg/kg	0.05		-	-	-	-	-	-	-
	Fenitrothion	mg/kg	0.05		-	-	-	-	-	-	-
	Fenthion	mg/kg	0.05		-	-	-	-	-	-	-
	Fluroxypyr	mg/kg			-	-	-	-	-	-	-
	g-BHC (Lindane)	mg/kg	0.05	8.2	-	-	-	-	-	-	-
	Heptachlor	mg/kg	0.05		-	-	-	-	-	-	-
	Isodrin	mg/kg	0.05		-	-	-	-	-	-	-
	Isoproturon	mg/kg			-	-	-	-	-	-	-
	Linuron	mg/kg			-	-	-	-	-	-	-
	Malathion	mg/kg	0.05		-	-	-	-	-	-	-
	2-Methyl-4-chlorophenoxyacetic acid	mg/kg			-	-	-	-	-	-	-
	2-Methyl-4-Chlorophenoxy Butanoic Acid	mg/kg			-	-	-	-	-	-	-
	Mecoprop	mg/kg			-	-	-	-	-	-	-
	Methoxychlor	mg/kg	0.05		-	-	-	-	-	-	-
	Methyl parathion	mg/kg	0.05		-	-	-	-	-	-	-
	Mevinphos (Phosdrin)	mg/kg	0.05		-	-	-	-	-	-	-
	Nitroguanidine	mg/kg			-	-	-	-	-	-	-
	o,p-DDD	mg/kg	0.05		-	-	-	-	-	-	-
	o,p'-DDE	mg/kg	0.05		-	-	-	-	-	-	-
	o,p-Methoxychlor	mg/kg	0.05		-	-	-	-	-	-	-
	Parathion	mg/kg	0.05		-	-	-	-	-	-	-
	Pendimethalin	mg/kg	0.05		-	-	-	-	-	-	-
	Permethrin	mg/kg	0.05		-	-	-	-	-	-	-

				Location Code	BH04009	BH04010	BH04010	BH04011	BH04011	BH04011	BH04011
				Sample Depth Range	2.15-2.25	0.05-0.15	0.5-0.6	0.05-0.2	1-1.2	10.8-11.2	3.7-4.1
				Sampled Date Time	10/10/2019	05/09/2019	05/09/2019	30/09/2019	30/09/2019	02/10/2019	02/10/2019
				LQM S4UL Public Open Space (POS) Residential - 1% SOM (GAC)							
Chem_Group	**ChemName**	**output unit**	**EQL**								
	Permethrin II	mg/kg	0.05		-	-	-	-	-	-	-
	Phorate	mg/kg	0.05		-	-	-	-	-	-	-
	Prometryn	mg/kg	0.05		-	-	-	-	-	-	-
	Pronamide	mg/kg	0.05		-	-	-	-	-	-	-
	Propazine	mg/kg	0.05		-	-	-	-	-	-	-
	Simazine	mg/kg	0.05		-	-	-	-	-	-	-
	Terbutryn	mg/kg	0.05		-	-	-	-	-	-	-
	Terbutylazine	mg/kg	0.05		-	-	-	-	-	-	-
	Triadimefon	mg/kg	0.05		-	-	-	-	-	-	-
	Triallate	mg/kg	0.05		-	-	-	-	-	-	-
	Tricloovr	mg/kg			-	-	-	-	-	-	-
	Trifluralin	mg/kg	0.05		-	-	-	-	-	-	-
	Telodrin	mg/kg	0.05		-	-	-	-	-	-	-
Radionuclides	Caesium-137	Bq/kg	1.4		-	-	-	-	-	-	-
	Protactinium-234m	Bq/kg	140		-	-	-	-	-	-	-
	Americium-241	Bq/g	0.0022		-	-	-	-	-	-	-
	Beryllium-7	Bq/g	0.016		-	-	-	-	-	-	-
	Cobalt-60	Bq/g	0.0015		-	-	-	-	-	-	-
	Gross alpha	Bq/kg	54		-	-	-	-	-	-	-
	Gross beta	Bq/kg	87		-	-	-	-	-	-	-
	Lead-210	Bq/kg	22		-	-	-	-	-	-	-
	Potassium-40	Bq/kg	2		-	-	-	-	-	-	-
	Radium -224	Bq/g	0.022		-	-	-	-	-	-	-
	Radium-226	Bq/g	0.0005		-	-	-	-	-	-	-
	Thorium-228	Bq/g	0.0005		-	-	-	-	-	-	-
	Thorium-230	Bq/g	0.0005		-	-	-	-	-	-	-
	Thorium-232	Bq/g	0.0005		-	-	-	-	-	-	-
	Thorium-234	Bq/g	0.025		-	-	-	-	-	-	-
	Uranium-234	Bq/g	0.0005		-	-	-	-	-	-	-
	Uranium-235	Bq/g	0.0005		-	-	-	-	-	-	-
SVOC TIC	SVOC TICS - Detect	Detect			-	-	-	-	-	-	-
	SVOC Tentatively Identified Compounds	mg/kg	0.1		-	-	-	-	-	-	-
VOC TIC	VOC Tentatively Identified Compounds	mg/kg	0.05		-	-	-	-	-	-	-
Explosives	2,2,4,4,6,6-Hexanitrostilbene	mg/kg			-	-	-	-	-	-	-
	2,4,6-Trinitrotoluene (TNT)	mg/kg		130	-	-	-	-	-	-	-
	2,4,6-trinitrophenyl	mg/kg			-	-	-	-	-	-	-
	HMX	mg/kg		13000	-	-	-	-	-	-	-
	Ethylene glycol dinitrate	mg/kg			-	-	-	-	-	-	-
	Nitrocellulose (12% N)	mg/kg			-	-	-	-	-	-	-
	Nitroglycerine	mg/kg			-	-	-	-	-	-	-
	PETN	mg/kg			-	-	-	-	-	-	-
	RDX	mg/kg		26000	-	-	-	-	-	-	-
	Tetryl	mg/kg			-	-	-	-	-	-	-
NA	Actinium-228	Bq/kg	2		-	-	-	-	-	-	-
	Caesium-134	Bq/kg	1.7		-	-	-	-	-	-	-
	Bismuth-212	Bq/kg	19		-	-	-	-	-	-	-
	Bismuth-214	Bq/kg	2		-	-	-	-	-	-	-
	Lead-212	Bq/kg	2		-	-	-	-	-	-	-
	Lead-214	Bq/kg	2		-	-	-	-	-	-	-
	Thallium-208	Bq/kg	2		-	-	-	-	-	-	-
Other	Temperature	°C			16.4	19.3	19.3	17.4	19.4	13.7	15.2
	Conductivity @ 20oC	uS/cm	14		147 - 160	352 - 398	664 - 677	73.5 - 78.2	3920 - 4100	8280 - 10.300	2130 - 2740
	Organic Matter	%	0.35		-	-	-	-	-	-	-
	Moisture Content (dried @35oC)	%			8.1	2.9	2.8	17	30	24	44
	pH (Lab)	pH Units	1		8.13 - 8.45	6.68 - 8.94	8.01 - 8.51	7.38 - 7.91	7.5 - 8.85	8.59 - 8.94	8.21 - 8.69
	Total Organic Carbon	%	0.2		<0.2	3.52	0.736	1.49	1.81	0.289	1.96

Environmental Standards Comments
#1:GAC is only presented as speciated chromium. 7.7mg/kg is used for hexavalent. If hexavalent chromium (CrVI) data is available, a value of 1,500mg/kg may be appropriate for the remaining trivalent chromium (CrIII).
#2:C4SL for lead adopted
#3:GAC only presented as speciated mercury. 16mg/kg is used for elemental mercury. If the CSM indicates that elemental mercury is not a CoC and mercury is present in an inorganic form, a value of 120mg/kg for inorganic mercury may be appropriate
#4:Updated S4UL for nickel
#5:S4UL exceeds solubility saturation limit
#6:Criteria derived for Ali>C16-C35 split between Ali>C16-21 & Ali>C21-35. Requires summation of fractions to use Ali>C16-C35 criteria.
#7:Criteria presented is for p-xylene. A separate value is presented for o-xylene.
#8:S4UL based on a threshold protective of direct skin contact with phenol

Key

<0.6	Result MDL exceeds GAC
27.8	Result exceeds GAC

Notes
Where a range is given a determinand has been analysed for by more than one method

				Location Code	BH04012	BH04012	BH04013	BH04013	BH04015	BH04016	BH04016
				Sample Depth Range	0.05-0.15	1-1.2	0.05-0.15	3-3.1	0.05-0.1	0.05-0.15	0.8-0.9
				Sampled Date Time	08/10/2019	08/10/2019	17/09/2019	18/09/2019	25/09/2019	12/09/2019	12/09/2019
				LQM S4UL Public Open Space (POS) Residential - 1% SOM (GAC)							
Chem_Group	**ChemName**	**output unit**	**EQL**								
Metals	Antimony	mg/kg	0.6		-	-	-	-	-	-	-
	Arsenic	mg/kg	0.6	79	17.5	14.6	17.2	18	21	14.9	9.47
	Barium	mg/kg	0.6		-	-	-	-	-	-	-
	Beryllium	mg/kg	0.01	2.2	-	-	-	-	-	-	-
	Boron	mg/kg	1	21000	6.19	8.46	3.51	9.08	7.21	5.08	4.11
	Cadmium	mg/kg	0.02	120	0.249	<0.02	0.355	0.106	0.374	0.36	0.259
	Chromium (hexavalent)	mg/kg	0.6	7.7	<0.6	<0.6	<0.6	<0.6	<0.6	<0.6	<0.6
	Chromium	mg/kg	0.9	#1	30.9	37.2	33.8	26.2	38.9	34	36.6
	Copper	mg/kg	1.4	12000	18.2	8.67	16.5	56.4	14.1	13.7	9.48
	Lead	mg/kg	0.7	630[#2]	55.8	20.8	36.5	22.4	45.6	22.4	14.3
	Mercury	mg/kg	0.14	#3	<0.14	<0.14	<0.14	<0.14	<0.14	<0.14	<0.14
	Molybdenum	mg/kg	0.1		-	-	-	-	-	-	-
	Nickel	mg/kg	0.2	230[#4]	25	28.2	31.5	27.4	28.1	23.6	28.4
	Selenium	mg/kg	1	1100	<1	<1	<1	<1	<1	<1	<1
	Vanadium	mg/kg	0.2	2000	-	-	-	-	-	-	-
	Zinc	mg/kg	1.9	81000	106	83.6	112	102	105	98.5	83.7
Asbestos	Anthophyllite	Detect			0	0	0	0	0	0	0
	Asbestos Analysts Comments	-			-	-	-	-	-	-	-
	Asbestos PCOM Quantification	%	0.001		-	-	-	-	-	-	-
	Asbestos Quantification Total	%	0.001		-	-	-	-	-	-	-
	Asbestos: Actinolite	Detect			0	0	0	0	0	0	0
	Additional Asbestos Components (Using TM048)	Comment			-	-	-	-	-	-	-
	Crocidolite Asbestos	Detect			0	0	0	0	0	0	0
	Asbestos Gravimetric Quantification	%	0.001		-	-	-	-	-	-	-
	Chrysotile Asbestos	Detect			0	0	0	0	0	0	0
	Amosite Asbestos	Detect			0	0	0	0	0	0	0
	Non-Asbestos Fibre	Detect			0	0	0	0	0	0	0
	Tremolite	Detect			0	0	0	0	0	0	0
Inorganics	Alkalinity (total) as CaCO3	mg/kg	10		-	-	-	-	-	-	-
	Ammoniacal Nitrogen as N	mg/kg	12		-	-	-	-	-	-	-
	Cyanide (Free)	mg/kg	1		<1	<1	<1	<1	<1	<1	<1
	Cyanide Total	mg/kg	1		<1	<1	<1	<1	<1	<1	<1
	cyanides-complex	mg/kg	1		<1	<1	<1	<1	<1	<1	<1
	Nitrite (as N)	mg/kg	0.03		-	-	-	-	-	-	-
	Sulphate	mg/kg	200		-	-	-	-	-	-	-
PAH	Naphthalene	mg/kg	0.009	4900	<0.009	<0.009	<0.009	<0.009	<0.009	<0.009	<0.009
	Acenaphthene	mg/kg	0.008	15000	<0.008	<0.008	<0.008	<0.008	<0.008	<0.008	<0.008
	Acenaphthylene	mg/kg	0.012	15000	0.0244	<0.012	<0.012	<0.012	<0.012	<0.012	<0.012
	Fluoranthene	mg/kg	0.017	3100	0.463	<0.017	0.0521	<0.017	0.166	0.244	<0.017
	Anthracene	mg/kg	0.016	74000	0.0278	<0.016	<0.016	<0.016	<0.016	<0.016	<0.016
	Phenanthrene	mg/kg	0.015	3100	0.151	<0.015	0.0216	<0.015	0.0592	0.0851	<0.015
	Fluorene	mg/kg	0.01	9900	<0.01	<0.01	<0.01	<0.01	<0.01	<0.01	<0.01
	Chrysene	mg/kg	0.01	57	0.204	<0.01	0.0259	<0.01	0.053	0.12	<0.01
	Pyrene	mg/kg	0.015	7400	0.402	<0.015	0.0436	<0.015	0.143	0.206	<0.015
	Benzo(a)anthracene	mg/kg	0.014	29	0.194	<0.014	0.0245	<0.014	0.0544	0.105	<0.014
	Benzo(b)fluoranthene	mg/kg	0.015	7.1	0.367	<0.015	0.0503	<0.015	0.0903	0.194	<0.015
	Benzo(k)fluoranthene	mg/kg	0.014	190	0.123	<0.014	<0.014	<0.014	0.0305	0.0655	<0.014
	Benzo(a)pyrene	mg/kg	0.015	5.7	0.223	<0.015	0.0261	<0.015	0.0581	0.112	<0.015
	Dibenz(a,h)anthracene	mg/kg	0.023	0.57	<0.023	<0.023	<0.023	<0.023	<0.023	<0.023	<0.023
	Benzo(g,h,i)perylene	mg/kg	0.024	640	0.166	<0.024	0.0312	<0.024	0.043	0.0991	<0.024
	Indeno(1,2,3-c,d)pyrene	mg/kg	0.018	82	0.207	<0.018	0.0256	<0.018	0.0393	0.0959	<0.018
	PAH 16 Total	mg/kg	0.118		2.55	<0.118	0.301	<0.118	0.737	1.33	<0.118
TPH CWG	>C5-C6 Aliphatics	mg/kg	0.01	(sol)570000[#5]	-	-	-	-	-	-	-
	>C6-C8 Aliphatics	mg/kg	0.01	600000	-	-	-	-	-	-	-
	>C10-C44 Aliphatics	mg/kg	5		-	-	-	-	-	-	-
	>C10-C44 Aliphatics/Aromatics	mg/kg	10		-	-	-	-	-	-	-
	>C8-C10 Aliphatics	mg/kg	0.01	13000	-	-	-	-	-	-	-
	>C10-C12 Aliphatics	mg/kg	0.01	13000	-	-	-	-	-	-	-
	>C12-C16 Aliphatics	mg/kg	0.1	13000	-	-	-	-	-	-	-
	>C16-C21 Aliphatics	mg/kg	0.1	125000[#6]	-	-	-	-	-	-	-
	>C21-C35 Aliphatics	mg/kg	0.1	125000[#6]	-	-	-	-	-	-	-
	>C35-C44 Aliphatics	mg/kg	0.1	250000	-	-	-	-	-	-	-
	>C5-C10 Aliphatics	mg/kg	0.05		-	-	-	-	-	-	-
	Total Aliphatics >C12-C44	mg/kg	0.1		-	-	-	-	-	-	-
	>EC5-EC10 Aromatics	mg/kg	0.05		-	-	-	-	-	-	-
	>EC6-EC7 Aromatics	mg/kg	0.01		-	-	-	-	-	-	-
	>EC7-EC8 Aromatics	mg/kg	0.01	56000	-	-	-	-	-	-	-
	>EC8-EC10 Aromatics	mg/kg	0.01	5000	-	-	-	-	-	-	-
	>EC10-EC12 Aromatics	mg/kg	0.01	5000	-	-	-	-	-	-	-
	>EC10-EC44 Aromatics	mg/kg	5		-	-	-	-	-	-	-
	>EC12-EC16 Aromatics	mg/kg	0.1	5100	-	-	-	-	-	-	-
	>EC16-EC21 Aromatics	mg/kg	0.1	3800	-	-	-	-	-	-	-
	>EC21-EC35 Aromatics	mg/kg	0.1	3800	-	-	-	-	-	-	-
	>EC35-EC44 Aromatics	mg/kg	0.1	3800	-	-	-	-	-	-	-
	>EC40-EC44 Aromatics	mg/kg	0.1		-	-	-	-	-	-	-
	>EC12-EC44 Aromatics	mg/kg	0.1		-	-	-	-	-	-	-
	TPH Aliphatics & Aromatics >C5-44	mg/kg	0.1		-	-	-	-	-	-	-
TPH	>C5-C6	mg/kg	0.02		<0.02	<0.02	<0.02	<0.02	<0.02	<0.02	<0.02

				Location Code	BH04012	BH04012	BH04013	BH04013	BH04015	BH04016	BH04016
				Sample Depth Range	0.05-0.15	1-1.2	0.05-0.15	3-3.1	0.05-0.1	0.05-0.15	0.8-0.9
				Sampled Date Time	08/10/2019	08/10/2019	17/09/2019	18/09/2019	25/09/2019	12/09/2019	12/09/2019
				LQM S4UL Public Open Space (POS) Residential - 1% SOM (GAC)							
Chem_Group	ChemName	output unit	EQL								
	>C6-C7	mg/kg	0.02		<0.02	<0.02	<0.02	<0.02	<0.02	<0.02	<0.02
	>C7-C8	mg/kg	0.02		<0.02	<0.02	<0.02	<0.02	<0.02	<0.02	<0.02
	>C8-C10	mg/kg	0.02		<0.02	<0.02	<0.02	<0.02	<0.02	<0.02	<0.02
	>C10-C12	mg/kg	0.02		<0.02	<0.02	<0.02	<0.02	<0.02	<0.02	<0.02
	>C12-C16	mg/kg	35		<35	<35	<35	<35	<35	<35	<35
	>C16-C21	mg/kg	35		<35	<35	<35	<35	<35	<35	<35
	>C21-C28	mg/kg	35		<35	<35	<35	<35	<35	<35	<35
	>C28-C35	mg/kg	35		38.8	<35	143	<35	<35	63.6	<35
	>C35-C40	mg/kg	35		<35	<35	<35	<35	<35	<35	<35
	GRO >C5-10	mg/kg	0.02		-	-	-	-	-	-	-
	TPH >C6-C40	mg/kg	10		-	-	-	-	-	-	-
	EPH>C5-40	mg/kg	35		85.6	<35	231	<35	43.1	117	<35
	EPH >C10-40	mg/kg	35		85.6	<35	231	<35	43.1	117	<35
	GRO >C5-12	mg/kg	0.1		<0.1	<0.1	<0.1	<0.1	<0.1	<0.1	<0.1
	Total Petroleum Hydrocarbons	mg/kg	35		-	-	-	-	-	-	-
BTEX and MTBE	Benzene	mg/kg	0.009	72	<0.009	<0.009	<0.09	<0.009	<0.009	<0.009	<0.09
	Toluene	mg/kg	0.007	56000	<0.007	<0.007	<0.07	<0.007	<0.007	<0.007	<0.07
	Ethylbenzene	mg/kg	0.004	24000	<0.004	<0.004	<0.04	<0.004	<0.004	<0.004	<0.04
	Xylene (m & p)	mg/kg	0.01	41000[#7]	<0.01	<0.01	<0.1	<0.01	<0.01	<0.01	<0.1
	Xylene (o)	mg/kg	0.01	41000	<0.01	<0.01	<0.1	<0.01	<0.01	<0.01	<0.1
	Xylene Total	mg/kg	0.02		-	-	-	-	-	-	-
	MTBE	mg/kg	0.01		<0.01	<0.01	<0.1	<0.01	<0.01	<0.01	<0.1
	Total BTEX	mg/kg	0.04		<0.04	<0.04	<0.4	<0.04	<0.04	<0.04	<0.4
VOC	Styrene	mg/kg	0.01		-	<0.01	-	-	-	-	<0.1
	cis-1,3-dichloropropene	mg/kg	0.01		-	<0.01	-	-	-	-	<0.1
	trans-1,3-dichloropropene	mg/kg	0.01		-	<0.01	-	-	-	-	<0.1
	1,1,1,2-tetrachloroethane	mg/kg	0.01	1400	-	<0.01	-	-	-	-	<0.1
	1,1,1-trichloroethane	mg/kg	0.007	140000	-	<0.007	-	-	-	-	<0.07
	1,1,2,2-tetrachloroethane	mg/kg	0.01	1400	-	<0.01	-	-	-	-	<0.1
	1,1,2-trichloroethane	mg/kg	0.01		-	<0.01	-	-	-	-	<0.1
	1,1-dichloroethane	mg/kg	0.008		-	<0.008	-	-	-	-	<0.08
	1,1-dichloroethene	mg/kg	0.01		-	<0.01	-	-	-	-	<0.1
	1,1-dichloropropene	mg/kg	0.01		-	<0.01	-	-	-	-	<0.1
	1,2,3-trichloropropane	mg/kg	0.016		-	<0.016	-	-	-	-	<0.16
	1,2,4-trimethylbenzene	mg/kg	0.009		-	<0.009	-	-	-	-	<0.09
	1,2-dibromo-3-chloropropane	mg/kg	0.014		-	<0.014	-	-	-	-	<0.14
	1,2-dibromoethane	mg/kg	0.01		-	<0.01	-	-	-	-	<0.1
	1,2-dichloroethane	mg/kg	0.005	29	-	<0.005	-	-	-	-	<0.05
	1,2-dichloropropane	mg/kg	0.01		-	<0.01	-	-	-	-	<0.1
	1,3,5-trimethylbenzene	mg/kg	0.008		-	<0.008	-	-	-	-	<0.08
	1,3-dichloropropane	mg/kg	0.007		-	<0.007	-	-	-	-	<0.07
	2,2-dichloropropane	mg/kg	0.01		-	<0.01	-	-	-	-	<0.1
	2-chlorotoluene	mg/kg	0.009		-	<0.009	-	-	-	-	<0.09
	4-chlorotoluene	mg/kg	0.01		-	<0.01	-	-	-	-	<0.1
	Bromobenzene	mg/kg	0.01		-	<0.01	-	-	-	-	<0.1
	Bromochloromethane	mg/kg	0.01		-	<0.01	-	-	-	-	<0.1
	Bromodichloromethane	mg/kg	0.007		-	<0.007	-	-	-	-	<0.07
	Bromoform	mg/kg	0.01		-	<0.01	-	-	-	-	<0.1
	Bromomethane	mg/kg	0.01		-	<0.01	-	-	-	-	<0.1
	Carbon disulfide	mg/kg	0.007	11000	-	<0.007	-	-	-	-	<0.07
	Carbon tetrachloride	mg/kg	0.01	890	-	<0.01	-	-	-	-	<0.1
	Chlorodibromomethane	mg/kg	0.01		-	<0.01	-	-	-	-	<0.1
	Chloroethane	mg/kg	0.01		-	<0.01	-	-	-	-	<0.1
	Chloroform	mg/kg	0.008	2500	-	<0.008	-	-	-	-	<0.08
	Chloromethane	mg/kg	0.007		-	<0.007	-	-	-	-	<0.07
	cis-1,2-dichloroethene	mg/kg	0.006		-	<0.006	-	-	-	-	<0.06
	Dibromomethane	mg/kg	0.009		-	<0.009	-	-	-	-	<0.09
	Dichlorodifluoromethane	mg/kg	0.006		-	<0.006	-	-	-	-	<0.06
	Dichloromethane	mg/kg	0.01		-	<0.01	-	-	-	-	<0.1
	Isopropylbenzene	mg/kg	0.005		-	<0.005	-	-	-	-	<0.05
	n-butylbenzene	mg/kg	0.011		-	<0.011	-	-	-	-	<0.11
	n-propylbenzene	mg/kg	0.01		-	<0.01	-	-	-	-	<0.1
	p-isopropyltoluene	mg/kg	0.01		-	<0.01	-	-	-	-	<0.1
	sec-butylbenzene	mg/kg	0.01		-	<0.01	-	-	-	-	<0.1
	Trichloroethene	mg/kg	0.009	120	-	<0.009	-	-	-	-	<0.09
	tert-butylbenzene	mg/kg	0.014		-	<0.014	-	-	-	-	<0.14
	Tetrachloroethene	mg/kg	0.005	1400	-	<0.005	-	-	-	-	<0.05
	trans-1,2-dichloroethene	mg/kg	0.01		-	<0.01	-	-	-	-	<0.1
	Trichlorofluoromethane	mg/kg	0.006		-	<0.006	-	-	-	-	<0.06
	Vinyl chloride	mg/kg	0.006	3.5	-	<0.006	-	-	-	-	<0.06
	tert-Amyl methyl ether	mg/kg	0.01		-	<0.01	-	-	-	-	<0.1
VOC/SVOC	1,2,3-trichlorobenzene	mg/kg	0.02	1800	-	<0.02	-	-	-	-	<0.2
	1,2,4-trichlorobenzene	mg/kg	0.02	15000	-	<0.02	-	-	-	-	<0.1
	1,2-dichlorobenzene	mg/kg	0.01	90000	-	<0.01	-	-	-	-	<0.1
	1,3,5-Trichlorobenzene	mg/kg	0.02	1700	-	<0.02	-	-	-	-	<0.2
	1,3-dichlorobenzene	mg/kg	0.008	300	-	<0.008	-	-	-	-	<0.08
	1,4-dichlorobenzene	mg/kg	0.005	17000	-	<0.005	-	-	-	-	<0.05

				Location Code	BH04012	BH04012	BH04013	BH04013	BH04015	BH04016	BH04016
				Sample Depth Range	0.05-0.15	1-1.2	0.05-0.15	3-3.1	0.05-0.1	0.05-0.15	0.8-0.9
				Sampled Date Time	08/10/2019	08/10/2019	17/09/2019	18/09/2019	25/09/2019	12/09/2019	12/09/2019
				LQM S4UL Public Open Space (POS) Residential - 1% SOM (GAC)							
Chem_Group	ChemName	output unit	EQL								
	Chlorobenzene	mg/kg	0.005	11000	-	<0.005	-	-	-	-	<0.05
	Hexachlorobutadiene	mg/kg	0.02	25	-	<0.02	-	-	-	-	<0.1
SVOC	4-bromophenyl phenyl ether	mg/kg	0.1		-	<0.1	-	-	-	-	<0.1
	4-nitroaniline	mg/kg	0.1		-	<0.1	-	-	-	-	<0.1
	4-nitrophenol	mg/kg	0.1		-	<0.1	-	-	-	-	<0.5
	2,4,5-trichlorophenol	mg/kg	0.1		-	<0.1	-	-	-	-	<0.1
	2,4,6-trichlorophenol	mg/kg	0.1		-	<0.1	-	-	-	-	<0.1
	2,4-dichlorophenol	mg/kg	0.1		-	<0.1	-	-	-	-	<0.1
	2,4-dimethylphenol	mg/kg	0.1		-	<0.1	-	-	-	-	<0.1
	2,4-dinitrotoluene	mg/kg	0.1		-	<0.1	-	-	-	-	<0.1
	2,6-dinitrotoluene	mg/kg	0.1		-	<0.1	-	-	-	-	<0.1
	2-chloronaphthalene	mg/kg	0.1		-	<0.1	-	-	-	-	<0.1
	2-chlorophenol	mg/kg	0.1		-	<0.1	-	-	-	-	<0.1
	2-methylnaphthalene	mg/kg	0.1		-	<0.1	-	-	-	-	<0.1
	2-methylphenol	mg/kg	0.1		-	<0.1	-	-	-	-	<0.1
	2-nitroaniline	mg/kg	0.1		-	<0.1	-	-	-	-	<0.1
	2-nitrophenol	mg/kg	0.1		-	<0.2	-	-	-	-	<0.1
	3-nitroaniline	mg/kg	0.1		-	<0.1	-	-	-	-	<0.1
	4-chloro-3-methylphenol	mg/kg	0.1		-	<0.1	-	-	-	-	<0.1
	4-chloroaniline	mg/kg	0.1		-	<0.1	-	-	-	-	<0.1
	4-chlorophenyl phenyl ether	mg/kg	0.1		-	<0.1	-	-	-	-	<0.1
	4-methylphenol	mg/kg	0.1		-	<0.1	-	-	-	-	<0.1
	Azobenzene	mg/kg	0.1		-	<0.1	-	-	-	-	<0.1
	Bis(2-chloroethoxy) methane	mg/kg	0.1		-	<0.1	-	-	-	-	<0.1
	Bis(2-chloroethyl)ether	mg/kg	0.1		-	<0.1	-	-	-	-	<0.1
	Bis(2-chloroisopropyl) ether	mg/kg	0.1		-	<0.1	-	-	-	-	<0.1
	Bis(2-ethylhexyl) phthalate	mg/kg	0.1		-	<0.1	-	-	-	-	<0.1
	Butyl benzyl phthalate	mg/kg	0.1		-	<0.1	-	-	-	-	<0.1
	Carbazole	mg/kg	0.1		-	<0.1	-	-	-	-	<0.1
	Dibenzofuran	mg/kg	0.1		-	<0.1	-	-	-	-	<0.1
	Diethylphthalate	mg/kg	0.1		-	<0.1	-	-	-	-	<0.1
	Dimethyl phthalate	mg/kg	0.1		-	<0.1	-	-	-	-	<0.1
	Di-n-butyl phthalate	mg/kg	0.1		-	<0.1	-	-	-	-	<0.1
	Di-n-octyl phthalate	mg/kg	0.1		-	<0.1	-	-	-	-	<0.1
	Hexachlorobenzene	mg/kg	0.05	16	-	<0.1	-	-	-	-	<0.1
	Hexachlorocyclopentadiene	mg/kg	0.1		-	<0.1	-	-	-	-	<0.1
	Hexachloroethane	mg/kg	0.1		-	<0.1	-	-	-	-	<0.1
	Isophorone	mg/kg	0.1		-	<0.1	-	-	-	-	<0.1
	Nitrobenzene	mg/kg	0.1		-	<0.1	-	-	-	-	<0.1
	N-nitrosodi-n-propylamine	mg/kg	0.1		-	<0.1	-	-	-	-	<0.1
	Pentachloronitrobenzene	mg/kg	0.05		-	-	-	-	-	-	-
	Pentachlorophenol	mg/kg	0.1	60	-	<0.1	-	-	-	-	<0.1
PCB	Heptachlorobiphenyl, 2,3,3,4,4,5,5- (PCB 189)	mg/kg	0.003		-	-	-	-	-	-	-
	Hexachlorobiphenyl, 2,3,3,4,4,5- (PCB 156)	mg/kg	0.003		-	-	-	-	-	-	-
	Hexachlorobiphenyl, 2,3,3,4,4,5- (PCB 157)	mg/kg	0.003		-	-	-	-	-	-	-
	Hexachlorobiphenyl, 2,3,4,4,5,5- (PCB 167)	mg/kg	0.003		-	-	-	-	-	-	-
	Hexachlorobiphenyl, 3,3,4,4,5,5- (PCB 169)	mg/kg	0.003		-	-	-	-	-	-	-
	PCB 101	mg/kg	0.003		-	-	-	-	-	-	-
	PCB 118	mg/kg	0.003		-	-	-	-	-	-	-
	PCB 138	mg/kg	0.003		-	-	-	-	-	-	-
	PCB 153	mg/kg	0.003		-	-	-	-	-	-	-
	PCB 180	mg/kg	0.003		-	-	-	-	-	-	-
	PCB 28	mg/kg	0.003		-	-	-	-	-	-	-
	PCB 52	mg/kg	0.003		-	-	-	-	-	-	-
	Pentachlorobiphenyl, 2,3,3,4,4- (PCB 105)	mg/kg	0.003		-	-	-	-	-	-	-
	Pentachlorobiphenyl, 2,3,4,4,5- (PCB 114)	mg/kg	0.003		-	-	-	-	-	-	-
	Pentachlorobiphenyl, 2,3,4,4,5- (PCB 123)	mg/kg	0.003		-	-	-	-	-	-	-
	Pentachlorobiphenyl, 3,3,4,4,5- (PCB 126)	mg/kg	0.003		-	-	-	-	-	-	-
	Tetrachlorobiphenyl, 3,3,4,4- (PCB 77)	mg/kg	0.003		-	-	-	-	-	-	-
	Tetrachlorobiphenyl, 3,4,4,5- (PCB 81)	mg/kg	0.003		-	-	-	-	-	-	-
	Total PCB 7 Congeners	mg/kg	0.021		-	-	-	-	-	-	-
	Total PCB WHO 12	mg/kg	0.036		-	-	-	-	-	-	-
Phenolics	Xylenols	mg/kg	0.015		<0.015	<0.015	<0.015	<0.015	<0.015	<0.015	<0.015
	Cresol Total	mg/kg	0.01		<0.01	<0.01	0.0464	<0.01	0.0262	0.0362	<0.01
	Phenol	mg/kg	0.01	(dir)760[#8]	<0.01	<0.01	0.0116	<0.01	<0.01	<0.01	<0.01
	Phenols Monohydric	mg/kg	0.035		<0.035	<0.035	0.058	<0.035	<0.035	<0.035	<0.035
Organotins	Dibutyltin	mg/kg			-	-	-	-	-	-	-
	Monophenyltin	mg/kg			-	-	-	-	-	-	-
	Diphenyltin	mg/kg			-	-	-	-	-	-	-
	Monobutyltin	mg/kg			-	-	-	-	-	-	-
	Tetrabutyltin	mg/kg			-	-	-	-	-	-	-
	Tributyltin	mg/kg			-	-	-	-	-	-	-
	Triphenyltin	mg/kg			-	-	-	-	-	-	-
Pesticides	Heptachlor epoxide	mg/kg	0.05		-	-	-	-	-	-	-
	Tecnazene	mg/kg	0.05		-	-	-	-	-	-	-
	2,4,5-TP (Silvex)	mg/kg			-	-	-	-	-	-	-
	Hedonal	mg/kg			-	-	-	-	-	-	-

				Location_Code	BH04012	BH04012	BH04013	BH04013	BH04015	BH04016	BH04016
				Sample_Depth_Range	0.05-0.15	1-1.2	0.05-0.15	3-3.1	0.05-0.1	0.05-0.15	0.8-0.9
				Sampled_Date_Time	08/10/2019	08/10/2019	17/09/2019	18/09/2019	25/09/2019	12/09/2019	12/09/2019
			LQM S4UL Public Open Space (POS) Residential - 1% SOM (GAC)								
Chem_Group	**ChemName**	**output unit**	**EQL**								
	2,4-DDT	mg/kg	0.05		-	-	-	-	-	-	-
	2,4-Dichlorprop	mg/kg			-	-	-	-	-	-	-
	4-(2,4-Dichlorophenoxy)butyric Acid (2,4-DB)	mg/kg			-	-	-	-	-	-	-
	4,4-DDE	mg/kg	0.05		-	-	-	-	-	-	-
	a-BHC	mg/kg	0.05	24	-	-	-	-	-	-	-
	Aldrin	mg/kg	0.05	18	-	-	-	-	-	-	-
	Atrazine	mg/kg	0.05	1200	-	-	-	-	-	-	-
	Azinophos methyl	mg/kg	0.05		-	-	-	-	-	-	-
	b-BHC	mg/kg	0.05	8.1	-	-	-	-	-	-	-
	Bentazone	mg/kg			-	-	-	-	-	-	-
	Chlordane (cis)	mg/kg	0.05		-	-	-	-	-	-	-
	Chlordane (trans)	mg/kg	0.05		-	-	-	-	-	-	-
	Chlorfenvinphos	mg/kg	0.05		-	-	-	-	-	-	-
	Chlorotoluron	mg/kg			-	-	-	-	-	-	-
	Chlorpyrifos-methyl	mg/kg	0.05		-	-	-	-	-	-	-
	Cyanazine	mg/kg			-	-	-	-	-	-	-
	d-BHC	mg/kg	0.05		-	-	-	-	-	-	-
	DDD	mg/kg	0.05		-	-	-	-	-	-	-
	DDT	mg/kg	0.05		-	-	-	-	-	-	-
	Chlorothalonil	mg/kg	0.05		-	-	-	-	-	-	-
	Diazinon	mg/kg	0.05		-	-	-	-	-	-	-
	Dichlorvos	mg/kg	0.05	16	-	-	-	-	-	-	-
	Dieldrin	mg/kg	0.05	18	-	-	-	-	-	-	-
	Dimethoate	mg/kg	0.05		-	-	-	-	-	-	-
	Disulfoton	mg/kg	0.05		-	-	-	-	-	-	-
	Diuron	mg/kg			-	-	-	-	-	-	-
	Endosulfan I	mg/kg	0.05	1200	-	-	-	-	-	-	-
	Endosulfan II	mg/kg	0.05		-	-	-	-	-	-	-
	Endosulfan sulphate	mg/kg	0.05		-	-	-	-	-	-	-
	Endrin	mg/kg	0.05		-	-	-	-	-	-	-
	Fenitrothion	mg/kg	0.05		-	-	-	-	-	-	-
	Fenthion	mg/kg	0.05		-	-	-	-	-	-	-
	Fluroxypyr	mg/kg			-	-	-	-	-	-	-
	g-BHC (Lindane)	mg/kg	0.05	8.2	-	-	-	-	-	-	-
	Heptachlor	mg/kg	0.05		-	-	-	-	-	-	-
	Isodrin	mg/kg	0.05		-	-	-	-	-	-	-
	Isoproturon	mg/kg			-	-	-	-	-	-	-
	Linuron	mg/kg			-	-	-	-	-	-	-
	Malathion	mg/kg	0.05		-	-	-	-	-	-	-
	2-Methyl-4-chlorophenoxyacetic acid	mg/kg			-	-	-	-	-	-	-
	2-Methyl-4-Chlorophenoxy Butanoic Acid	mg/kg			-	-	-	-	-	-	-
	Mecoprop	mg/kg			-	-	-	-	-	-	-
	Methoxychlor	mg/kg	0.05		-	-	-	-	-	-	-
	Methyl parathion	mg/kg	0.05		-	-	-	-	-	-	-
	Mevinphos (Phosdrin)	mg/kg	0.05		-	-	-	-	-	-	-
	Nitroguanidine	mg/kg			-	-	-	-	-	-	-
	o,p-DDD	mg/kg	0.05		-	-	-	-	-	-	-
	o,p'-DDE	mg/kg	0.05		-	-	-	-	-	-	-
	o,p-Methoxychlor	mg/kg	0.05		-	-	-	-	-	-	-
	Parathion	mg/kg	0.05		-	-	-	-	-	-	-
	Pendimethalin	mg/kg	0.05		-	-	-	-	-	-	-
	Permethrin	mg/kg	0.05		-	-	-	-	-	-	-

				Location Code	BH04012	BH04012	BH04013	BH04013	BH04015	BH04016	BH04016
				Sample Depth Range	0.05-0.15	1-1.2	0.05-0.15	3-3.1	0.05-0.1	0.05-0.15	0.8-0.9
				Sampled Date Time	08/10/2019	08/10/2019	17/09/2019	18/09/2019	25/09/2019	12/09/2019	12/09/2019
				LQM S4UL Public Open Space (POS) Residential - 1% SOM (GAC)							
Chem_Group	**ChemName**	**output unit**	**EQL**								
	Permethrin II	mg/kg	0.05		-	-	-	-	-	-	-
	Phorate	mg/kg	0.05		-	-	-	-	-	-	-
	Prometryn	mg/kg	0.05		-	-	-	-	-	-	-
	Pronamide	mg/kg	0.05		-	-	-	-	-	-	-
	Propazine	mg/kg	0.05		-	-	-	-	-	-	-
	Simazine	mg/kg	0.05		-	-	-	-	-	-	-
	Terbutryn	mg/kg	0.05		-	-	-	-	-	-	-
	Terbutylazine	mg/kg	0.05		-	-	-	-	-	-	-
	Triadimefon	mg/kg	0.05		-	-	-	-	-	-	-
	Triallate	mg/kg	0.05		-	-	-	-	-	-	-
	Tricloovr	mg/kg			-	-	-	-	-	-	-
	Trifluralin	mg/kg	0.05		-	-	-	-	-	-	-
	Telodrin	mg/kg	0.05		-	-	-	-	-	-	-
Radionuclides	Caesium-137	Bq/kg	1.4		-	-	-	-	-	-	-
	Protactinium-234m	Bq/kg	140		-	-	-	-	-	-	-
	Americium-241	Bq/g	0.0022		-	-	-	-	-	-	-
	Beryllium-7	Bq/g	0.016		-	-	-	-	-	-	-
	Cobalt-60	Bq/g	0.0015		-	-	-	-	-	-	-
	Gross alpha	Bq/kg	54		-	-	-	-	-	-	-
	Gross beta	Bq/kg	87		-	-	-	-	-	-	-
	Lead-210	Bq/kg	22		-	-	-	-	-	-	-
	Potassium-40	Bq/kg	2		-	-	-	-	-	-	-
	Radium -224	Bq/g	0.022		-	-	-	-	-	-	-
	Radium-226	Bq/g	0.0005		-	-	-	-	-	-	-
	Thorium-228	Bq/g	0.0005		-	-	-	-	-	-	-
	Thorium-230	Bq/g	0.0005		-	-	-	-	-	-	-
	Thorium-232	Bq/g	0.0005		-	-	-	-	-	-	-
	Thorium-234	Bq/g	0.025		-	-	-	-	-	-	-
	Uranium-234	Bq/g	0.0005		-	-	-	-	-	-	-
	Uranium-235	Bq/g	0.0005		-	-	-	-	-	-	-
SVOC TIC	SVOC TICS - Detect	Detect			-	0	-	-	-	-	0
	SVOC Tentatively Identified Compounds	mg/kg	0.1		-	<1	-	-	-	-	<1
VOC TIC	VOC Tentatively Identified Compounds	mg/kg	0.05		-	-	-	-	-	-	-
Explosives	2,2,4,4,6,6-Hexanitrostilbene	mg/kg			-	-	-	-	-	-	-
	2,4,6-Trinitrotoluene (TNT)	mg/kg		130	-	-	-	-	-	-	-
	2,4,6-trinitrophenyl	mg/kg			-	-	-	-	-	-	-
	HMX	mg/kg		13000	-	-	-	-	-	-	-
	Ethylene glycol dinitrate	mg/kg			-	-	-	-	-	-	-
	Nitrocellulose (12% N)	mg/kg			-	-	-	-	-	-	-
	Nitroglycerine	mg/kg			-	-	-	-	-	-	-
	PETN	mg/kg			-	-	-	-	-	-	-
	RDX	mg/kg		26000	-	-	-	-	-	-	-
	Tetryl	mg/kg			-	-	-	-	-	-	-
NA	Actinium-228	Bq/kg	2		-	-	-	-	-	-	-
	Caesium-134	Bq/kg	1.7		-	-	-	-	-	-	-
	Bismuth-212	Bq/kg	19		-	-	-	-	-	-	-
	Bismuth-214	Bq/kg	2		-	-	-	-	-	-	-
	Lead-212	Bq/kg	2		-	-	-	-	-	-	-
	Lead-214	Bq/kg	2		-	-	-	-	-	-	-
	Thallium-208	Bq/kg	2		-	-	-	-	-	-	-
Other	Temperature	°C			16.9	16.7	22.1	18.9	19.3	21.2	14.9
	Conductivity @ 20oC	uS/cm	14		300 - 301	4470 - 4570	1160 - 1210	2420 - 2520	1360 - 1450	1400 - 1450	1260 - 1310
	Organic Matter	%	0.35		-	-	-	-	-	-	-
	Moisture Content (dried @35oC)	%			22	30	15	45	24	14	12
	pH (Lab)	pH Units	1		6.91 - 8.19	4.58 - 5.61	7.72 - 8.28	7.84 - 8.42	8.06 - 8.6	6.57 - 7.5	7.39 - 8.16
	Total Organic Carbon	%	0.2		4.21	0.703	3.62	1.91	3.73	1.73	0.856

Environmental Standards Comments
#1:GAC is only presented as speciated chromium. 7.7mg/kg is used for hexavalent. If hexavalent chromium (CrVI) data is available, a value of 1,500mg/kg may be appropriate for the remaining trivalent chromium (CrIII).
#2:C4SL for lead adopted
#3:GAC only presented as speciated mercury. 16mg/kg is used for elemental mercury. If the CSM indicates that elemental mercury is not a CoC and mercury is present in an inorganic form, a value of 120mg/kg for inorganic mercury may be appropriate
#4:Updated S4UL for nickel
#5:S4UL exceeds solubility saturation limit
#6:Criteria derived for Ali>C16-C35 split between Ali>C16-21 & Ali>C21-35. Requires summation of fractions to use Ali>C16-C35 criteria.
#7:Criteria presented is for p-xylene. A separate value is presented for o-xylene.
#8:S4UL based on a threshold protective of direct skin contact with phenol

Key

<0.6	Result MDL exceeds GAC
27.8	Result exceeds GAC

Notes
Where a range is given a determinand has been analysed for by more than one method

				Location Code	BH04017	BH04017	BH04017	BH04017	BH04017	BH04019	BH04019
				Sample Depth Range	0.05-0.15	0.3-0.5	1.5-1.7	15.1-15.2	6.7-7.1	0.05-0.15	0.5-0.6
				Sampled Date Time	09/10/2019	09/10/2019	10/10/2019	11/10/2019	10/10/2019	17/09/2019	19/09/2019
				LQM S4UL Public Open Space (POS) Residential - 1% SOM (GAC)							
Chem Group	**ChemName**	**output unit**	**EQL**								
Metals	Antimony	mg/kg	0.6		-	-	-	-	-	-	-
	Arsenic	mg/kg	0.6	79	20.9	27.6	24.2	7.26	10.8	19.8	21.6
	Barium	mg/kg	0.6	-	-	-	-	-	-	-	-
	Beryllium	mg/kg	0.01	2.2	-	-	-	-	-	-	-
	Boron	mg/kg	1	21000	4.73	5.78	9.61	<1	19.7	2.12	3.79
	Cadmium	mg/kg	0.02	120	<0.02	<0.02	0.159	0.0587	0.182	0.193	0.0317
	Chromium (hexavalent)	mg/kg	0.6	7.7	<0.6	<0.6	<0.6	<0.6	<0.6	<0.6	<0.6
	Chromium	mg/kg	0.9	#1	36.3	33.1	39.1	6.92	17.3	32.4	32.9
	Copper	mg/kg	1.4	12000	15.3	9.75	11.4	1.86	10	18.6	10.2
	Lead	mg/kg	0.7	630#2	44	20.9	22.2	4.42	9.44	42.8	20.4
	Mercury	mg/kg	0.14	#3	<0.14	<0.14	<0.14	<0.14	<0.14	<0.14	<0.14
	Molybdenum	mg/kg	0.1		-	-	-	-	-	-	-
	Nickel	mg/kg	0.2	230#4	28.2	42	48.2	9.68	23.5	29.8	33.3
	Selenium	mg/kg	1	1100	<1	<1	<1	<1	1.05	<1	<1
	Vanadium	mg/kg	0.2	2000	-	-	-	-	-	-	-
	Zinc	mg/kg	1.9	81000	105	101	137	17.2	56.5	109	84.7
Asbestos	Anthophyllite	Detect			0	0	0	0	0	0	0
	Asbestos Analysts Comments	-			-	-	-	-	-	-	-
	Asbestos PCOM Quantification	%	0.001		-	-	-	-	-	-	-
	Asbestos Quantification Total	%	0.001		-	-	-	-	-	-	-
	Asbestos: Actinolite	Detect			0	0	0	0	0	0	0
	Additional Asbestos Components (Using TM048)	Comment			-	-	-	-	-	-	-
	Crocidolite Asbestos	Detect			0	0	0	0	0	0	0
	Asbestos Gravimetric Quantification	%	0.001		-	-	-	-	-	-	-
	Chrysotile Asbestos	Detect			0	0	0	0	0	0	0
	Amosite Asbestos	Detect			0	0	0	0	0	0	0
	Non-Asbestos Fibre	Detect			0	0	0	0	0	0	0
	Tremolite	Detect			0	0	0	0	0	0	0
Inorganics	Alkalinity (total) as CaCO3	mg/kg	10		-	-	-	-	-	-	-
	Ammoniacal Nitrogen as N	mg/kg	12		-	-	-	-	-	-	-
	Cyanide (Free)	mg/kg	1		<1	<1	<1	<1	<1	<1	<1
	Cyanide Total	mg/kg	1		<1	<1	<1	<1	<1	<1	<1
	cyanides-complex	mg/kg	1		<1	<1	<1	<1	<1	<1	<1
	Nitrite (as N)	mg/kg	0.03		-	-	-	-	-	-	-
	Sulphate	mg/kg	200		-	-	-	-	-	-	-
PAH	Naphthalene	mg/kg	0.009	4900	<0.009	<0.009	<0.009	<0.009	<0.013	<0.009	<0.009
	Acenaphthene	mg/kg	0.008	15000	<0.008	<0.008	<0.008	<0.008	<0.04	<0.008	<0.008
	Acenaphthylene	mg/kg	0.012	15000	<0.012	<0.012	<0.012	<0.012	<0.06	<0.012	<0.012
	Fluoranthene	mg/kg	0.017	3100	0.0689	<0.017	<0.017	<0.017	<0.085	0.11	<0.017
	Anthracene	mg/kg	0.016	74000	<0.016	<0.016	<0.016	<0.016	<0.08	<0.016	<0.016
	Phenanthrene	mg/kg	0.015	3100	0.0284	<0.015	<0.015	<0.015	<0.075	0.0395	<0.015
	Fluorene	mg/kg	0.01	9900	<0.01	<0.01	<0.01	<0.01	<0.05	<0.01	<0.01
	Chrysene	mg/kg	0.01	57	0.0297	<0.01	<0.01	<0.01	<0.05	0.0561	<0.01
	Pyrene	mg/kg	0.015	7400	0.0571	<0.015	<0.015	<0.015	<0.075	0.0939	<0.015
	Benzo(a)anthracene	mg/kg	0.014	29	0.0273	<0.014	<0.014	<0.014	<0.07	0.0554	<0.014
	Benzo(b)fluoranthene	mg/kg	0.015	7.1	0.0476	<0.015	<0.015	<0.015	<0.075	0.0994	<0.015
	Benzo(k)fluoranthene	mg/kg	0.014	190	0.0196	<0.014	<0.014	<0.014	<0.07	0.0307	<0.014
	Benzo(a)pyrene	mg/kg	0.015	5.7	0.0283	<0.015	<0.015	<0.015	<0.075	0.0557	<0.015
	Dibenz(a,h)anthracene	mg/kg	0.023	0.57	<0.023	<0.023	<0.023	<0.023	<0.1	<0.023	<0.023
	Benzo(g,h,i)perylene	mg/kg	0.024	640	<0.024	<0.024	<0.024	<0.024	<0.1	0.048	<0.024
	Indeno(1,2,3-c,d)pyrene	mg/kg	0.018	82	<0.018	<0.018	<0.018	<0.018	<0.09	0.0463	<0.018
	PAH 16 Total	mg/kg	0.118		0.307	<0.118	<0.118	<0.118	<0.59	0.635	<0.118
TPH CWG	>C5-C6 Aliphatics	mg/kg	0.01	(sol)570000#5	-	-	-	-	-	-	-
	>C6-C8 Aliphatics	mg/kg	0.01	600000	-	-	-	-	-	-	-
	>C10-C44 Aliphatics	mg/kg	5		-	-	-	-	-	-	-
	>C10-C44 Aliphatics/Aromatics	mg/kg	10		-	-	-	-	-	-	-
	>C8-C10 Aliphatics	mg/kg	0.01	13000	-	-	-	-	-	-	-
	>C10-C12 Aliphatics	mg/kg	0.01	13000	-	-	-	-	-	-	-
	>C12-C16 Aliphatics	mg/kg	0.1	13000	-	-	-	-	-	-	-
	>C16-C21 Aliphatics	mg/kg	0.1	125000#6	-	-	-	-	-	-	-
	>C21-C35 Aliphatics	mg/kg	0.1	125000#6	-	-	-	-	-	-	-
	>C35-C44 Aliphatics	mg/kg	0.1	250000	-	-	-	-	-	-	-
	>C5-C10 Aliphatics	mg/kg	0.05		-	-	-	-	-	-	-
	Total Aliphatics >C12-C44	mg/kg	0.1		-	-	-	-	-	-	-
	>EC5-EC10 Aromatics	mg/kg	0.05		-	-	-	-	-	-	-
	>EC6-EC7 Aromatics	mg/kg	0.01		-	-	-	-	-	-	-
	>EC7-EC8 Aromatics	mg/kg	0.01	56000	-	-	-	-	-	-	-
	>EC8-EC10 Aromatics	mg/kg	0.01	5000	-	-	-	-	-	-	-
	>EC10-EC12 Aromatics	mg/kg	0.01	5000	-	-	-	-	-	-	-
	>EC10-EC44 Aromatics	mg/kg	5		-	-	-	-	-	-	-
	>EC12-EC16 Aromatics	mg/kg	0.1	5100	-	-	-	-	-	-	-
	>EC16-EC21 Aromatics	mg/kg	0.1	3800	-	-	-	-	-	-	-
	>EC21-EC35 Aromatics	mg/kg	0.1	3800	-	-	-	-	-	-	-
	>EC35-EC44 Aromatics	mg/kg	0.1	3800	-	-	-	-	-	-	-
	>EC40-EC44 Aromatics	mg/kg	0.1		-	-	-	-	-	-	-
	>EC12-EC44 Aromatics	mg/kg	0.1		-	-	-	-	-	-	-
	TPH Aliphatics & Aromatics >C5-44	mg/kg	0.1		-	-	-	-	-	-	-
TPH	>C5-C6	mg/kg	0.02		<0.02	<0.02	<0.02	-	<0.02	<0.02	<0.02

				Location Code	BH04017	BH04017	BH04017	BH04017	BH04017	BH04019	BH04019
				Sample Depth Range	0.05-0.15	0.3-0.5	1.5-1.7	15.1-15.2	6.7-7.1	0.05-0.15	0.5-0.6
				Sampled Date Time	09/10/2019	09/10/2019	10/10/2019	11/10/2019	10/10/2019	17/09/2019	19/09/2019
			LQM S4UL Public Open Space (POS) Residential - 1% SOM (GAC)								
Chem_Group	**ChemName**	**output unit**	**EQL**								
	>C6-C7	mg/kg	0.02		<0.02	<0.02	<0.02	-	<0.02	<0.02	<0.02
	>C7-C8	mg/kg	0.02		<0.02	<0.02	<0.02	-	<0.02	<0.02	<0.02
	>C8-C10	mg/kg	0.02		<0.02	<0.02	<0.02	-	0.042	<0.02	<0.02
	>C10-C12	mg/kg	0.02		<0.02	<0.02	<0.02	<35	<35 - 0.045	<0.02	<0.02
	>C12-C16	mg/kg	35		<35	<35	<35	<35	<35	<35	<35
	>C16-C21	mg/kg	35		<35	<35	<35	<35	<35	<35	<35
	>C21-C28	mg/kg	35		<35	<35	<35	<35	41.6	<35	<35
	>C28-C35	mg/kg	35		36.9	<35	<35	<35	101	56.5	<35
	>C35-C40	mg/kg	35		<35	<35	<35	<35	81.2	<35	<35
	GRO >C5-10	mg/kg	0.02		-	-	-	-	-	-	-
	TPH >C6-C40	mg/kg	10		-	-	-	-	-	-	-
	EPH>C5-40	mg/kg	35		60.1	<35	46.6	-	251	103	<35
	EPH >C10-40	mg/kg	35		60.1	<35	46.6	<35	251	103	<35
	GRO >C5-12	mg/kg	0.1		<0.1	<0.1	<0.1	-	<0.1	<0.1	<0.1
	Total Petroleum Hydrocarbons	mg/kg	35		-	-	35	-	-	-	-
BTEX and MTBE	Benzene	mg/kg	0.009	72	<0.09	<0.009	<0.009	-	<0.009	<0.009	<0.009
	Toluene	mg/kg	0.007	56000	<0.07	<0.007	<0.007	-	<0.007	<0.007	<0.007
	Ethylbenzene	mg/kg	0.004	24000	<0.04	<0.004	<0.004	-	<0.004	<0.004	<0.004
	Xylene (m & p)	mg/kg	0.01	41000[#7]	<0.1	<0.01	<0.01	-	<0.01	<0.01	<0.01
	Xylene (o)	mg/kg	0.01	41000	<0.1	<0.01	<0.01	-	<0.01	<0.01	<0.01
	Xylene Total	mg/kg	0.02		-	-	-	-	-	-	-
	MTBE	mg/kg	0.01		<0.1	<0.01	<0.01	-	<0.01	<0.01	<0.01
	Total BTEX	mg/kg	0.04		<0.4	<0.04	<0.04	-	<0.04	<0.04	<0.04
VOC	Styrene	mg/kg	0.01		-	-	<0.01	-	<0.01	-	-
	cis-1,3-dichloropropene	mg/kg	0.01		-	-	<0.01	-	<0.01	-	-
	trans-1,3-dichloropropene	mg/kg	0.01		-	-	<0.01	-	<0.01	-	-
	1,1,1,2-tetrachloroethane	mg/kg	0.01	1400	-	-	<0.01	-	<0.01	-	-
	1,1,1-trichloroethane	mg/kg	0.007	140000	-	-	<0.007	-	<0.007	-	-
	1,1,2,2-tetrachloroethane	mg/kg	0.01	1400	-	-	<0.01	-	<0.01	-	-
	1,1,2-trichloroethane	mg/kg	0.01		-	-	<0.01	-	<0.01	-	-
	1,1-dichloroethane	mg/kg	0.008		-	-	<0.008	-	<0.008	-	-
	1,1-dichloroethene	mg/kg	0.01		-	-	<0.01	-	<0.01	-	-
	1,1-dichloropropene	mg/kg	0.01		-	-	<0.01	-	<0.01	-	-
	1,2,3-trichloropropane	mg/kg	0.016		-	-	<0.016	-	<0.016	-	-
	1,2,4-trimethylbenzene	mg/kg	0.009		-	-	<0.009	-	<0.009	-	-
	1,2-dibromo-3-chloropropane	mg/kg	0.014		-	-	<0.014	-	<0.014	-	-
	1,2-dibromoethane	mg/kg	0.01		-	-	<0.01	-	<0.01	-	-
	1,2-dichloroethane	mg/kg	0.005	29	-	-	<0.005	-	<0.005	-	-
	1,2-dichloropropane	mg/kg	0.01		-	-	<0.01	-	<0.01	-	-
	1,3,5-trimethylbenzene	mg/kg	0.008		-	-	<0.008	-	<0.008	-	-
	1,3-dichloropropane	mg/kg	0.007		-	-	<0.007	-	<0.007	-	-
	2,2-dichloropropane	mg/kg	0.01		-	-	<0.01	-	<0.01	-	-
	2-chlorotoluene	mg/kg	0.009		-	-	<0.009	-	<0.009	-	-
	4-chlorotoluene	mg/kg	0.01		-	-	<0.01	-	<0.01	-	-
	Bromobenzene	mg/kg	0.01		-	-	<0.01	-	<0.01	-	-
	Bromochloromethane	mg/kg	0.01		-	-	<0.01	-	<0.01	-	-
	Bromodichloromethane	mg/kg	0.007		-	-	<0.007	-	<0.007	-	-
	Bromoform	mg/kg	0.01		-	-	<0.01	-	<0.01	-	-
	Bromomethane	mg/kg	0.01		-	-	<0.01	-	<0.01	-	-
	Carbon disulfide	mg/kg	0.007	11000	-	-	<0.007	-	0.0254	-	-
	Carbon tetrachloride	mg/kg	0.01	890	-	-	<0.01	-	<0.01	-	-
	Chlorodibromomethane	mg/kg	0.01		-	-	<0.01	-	<0.01	-	-
	Chloroethane	mg/kg	0.01		-	-	<0.01	-	<0.01	-	-
	Chloroform	mg/kg	0.008	2500	-	-	<0.008	-	<0.008	-	-
	Chloromethane	mg/kg	0.007		-	-	<0.007	-	<0.007	-	-
	cis-1,2-dichloroethene	mg/kg	0.006		-	-	<0.006	-	<0.006	-	-
	Dibromomethane	mg/kg	0.009		-	-	<0.009	-	<0.009	-	-
	Dichlorodifluoromethane	mg/kg	0.006		-	-	<0.006	-	<0.006	-	-
	Dichloromethane	mg/kg	0.01		-	-	<0.01	-	<0.01	-	-
	Isopropylbenzene	mg/kg	0.005		-	-	<0.005	-	<0.005	-	-
	n-butylbenzene	mg/kg	0.011		-	-	<0.011	-	<0.011	-	-
	n-propylbenzene	mg/kg	0.01		-	-	<0.01	-	<0.01	-	-
	p-isopropyltoluene	mg/kg	0.01		-	-	<0.01	-	<0.01	-	-
	sec-butylbenzene	mg/kg	0.01		-	-	<0.01	-	<0.01	-	-
	Trichloroethene	mg/kg	0.009	120	-	-	<0.009	-	<0.009	-	-
	tert-butylbenzene	mg/kg	0.014		-	-	<0.014	-	<0.014	-	-
	Tetrachloroethene	mg/kg	0.005	1400	-	-	<0.005	-	<0.005	-	-
	trans-1,2-dichloroethene	mg/kg	0.01		-	-	<0.01	-	<0.01	-	-
	Trichlorofluoromethane	mg/kg	0.006		-	-	<0.006	-	<0.006	-	-
	Vinyl chloride	mg/kg	0.006	3.5	-	-	<0.006	-	<0.006	-	-
	tert-Amyl methyl ether	mg/kg	0.01		-	-	<0.01	-	<0.01	-	-
VOC/SVOC	1,2,3-trichlorobenzene	mg/kg	0.02	1800	-	-	<0.02	-	<0.02	-	-
	1,2,4-trichlorobenzene	mg/kg	0.02	15000	-	-	<0.02	-	<0.02	-	-
	1,2-dichlorobenzene	mg/kg	0.01	90000	-	-	<0.01	-	<0.01	-	-
	1,3,5-Trichlorobenzene	mg/kg	0.02	1700	-	-	<0.02	-	<0.02	-	-
	1,3-dichlorobenzene	mg/kg	0.008	300	-	-	<0.008	-	<0.008	-	-
	1,4-dichlorobenzene	mg/kg	0.005	17000	-	-	<0.005	-	<0.005	-	-

				Location Code	BH04017	BH04017	BH04017	BH04017	BH04017	BH04019	BH04019
				Sample Depth Range	0.05-0.15	0.3-0.5	1.5-1.7	15.1-15.2	6.7-7.1	0.05-0.15	0.5-0.6
				Sampled Date Time	09/10/2019	09/10/2019	10/10/2019	11/10/2019	10/10/2019	17/09/2019	19/09/2019
			LQM S4UL Public Open Space (POS) Residential - 1% SOM (GAC)								
Chem_Group	**ChemName**	**output unit**	**EQL**								
	Chlorobenzene	mg/kg	0.005	11000	-	-	<0.005	-	<0.005	-	-
	Hexachlorobutadiene	mg/kg	0.02	25	-	-	<0.02	-	<0.02	-	-
SVOC	4-bromophenyl phenyl ether	mg/kg	0.1		-	-	<0.1	-	<0.1	-	-
	4-nitroaniline	mg/kg	0.1		-	-	<0.1	-	<0.1	-	-
	4-nitrophenol	mg/kg	0.1		-	-	<0.1	-	<0.1	-	-
	2,4,5-trichlorophenol	mg/kg	0.1		-	-	<0.1	-	<0.1	-	-
	2,4,6-trichlorophenol	mg/kg	0.1		-	-	<0.1	-	<0.1	-	-
	2,4-dichlorophenol	mg/kg	0.1		-	-	<0.1	-	<0.1	-	-
	2,4-dimethylphenol	mg/kg	0.1		-	-	<0.1	-	<0.1	-	-
	2,4-dinitrotoluene	mg/kg	0.1		-	-	<0.1	-	<0.1	-	-
	2,6-dinitrotoluene	mg/kg	0.1		-	-	<0.1	-	<0.1	-	-
	2-chloronaphthalene	mg/kg	0.1		-	-	<0.1	-	<0.1	-	-
	2-chlorophenol	mg/kg	0.1		-	-	<0.1	-	<0.1	-	-
	2-methylnaphthalene	mg/kg	0.1		-	-	<0.1	-	<0.1	-	-
	2-methylphenol	mg/kg	0.1		-	-	<0.1	-	<0.1	-	-
	2-nitroaniline	mg/kg	0.1		-	-	<0.1	-	<0.1	-	-
	2-nitrophenol	mg/kg	0.1		-	-	<0.1	-	<0.1	-	-
	3-nitroaniline	mg/kg	0.1		-	-	<0.1	-	<0.1	-	-
	4-chloro-3-methylphenol	mg/kg	0.1		-	-	<0.1	-	<0.1	-	-
	4-chloroaniline	mg/kg	0.1		-	-	<0.1	-	<0.1	-	-
	4-chlorophenyl phenyl ether	mg/kg	0.1		-	-	<0.1	-	<0.1	-	-
	4-methylphenol	mg/kg	0.1		-	-	<0.1	-	<0.1	-	-
	Azobenzene	mg/kg	0.1		-	-	<0.1	-	<0.1	-	-
	Bis(2-chloroethoxy) methane	mg/kg	0.1		-	-	<0.1	-	<0.1	-	-
	Bis(2-chloroethyl)ether	mg/kg	0.1		-	-	<0.1	-	<0.1	-	-
	Bis(2-chloroisopropyl) ether	mg/kg	0.1		-	-	<0.1	-	<0.1	-	-
	Bis(2-ethylhexyl) phthalate	mg/kg	0.1		-	-	<0.1	-	<0.1	-	-
	Butyl benzyl phthalate	mg/kg	0.1		-	-	<0.1	-	<0.1	-	-
	Carbazole	mg/kg	0.1		-	-	<0.1	-	<0.1	-	-
	Dibenzofuran	mg/kg	0.1		-	-	<0.1	-	<0.1	-	-
	Diethylphthalate	mg/kg	0.1		-	-	<0.1	-	<0.1	-	-
	Dimethyl phthalate	mg/kg	0.1		-	-	<0.1	-	<0.1	-	-
	Di-n-butyl phthalate	mg/kg	0.1		-	-	<0.1	-	<0.1	-	-
	Di-n-octyl phthalate	mg/kg	0.1		-	-	<0.1	-	<0.1	-	-
	Hexachlorobenzene	mg/kg	0.05	16	-	-	<0.1	-	<0.1	-	-
	Hexachlorocyclopentadiene	mg/kg	0.1		-	-	<0.1	-	<0.1	-	-
	Hexachloroethane	mg/kg	0.1		-	-	<0.1	-	<0.1	-	-
	Isophorone	mg/kg	0.1		-	-	<0.1	-	<0.1	-	-
	Nitrobenzene	mg/kg	0.1		-	-	<0.1	-	<0.1	-	-
	N-nitrosodi-n-propylamine	mg/kg	0.1		-	-	<0.1	-	<0.1	-	-
	Pentachloronitrobenzene	mg/kg	0.05		-	-	-	-	-	-	-
	Pentachlorophenol	mg/kg	0.1	60	-	-	<0.1	-	<0.1	-	-
PCB	Heptachlorobiphenyl, 2,3,3,4,4,5,5- (PCB 189)	mg/kg	0.003		-	-	-	-	-	-	-
	Hexachlorobiphenyl, 2,3,3,4,4,5- (PCB 156)	mg/kg	0.003		-	-	-	-	-	-	-
	Hexachlorobiphenyl, 2,3,3,4,4,5- (PCB 157)	mg/kg	0.003		-	-	-	-	-	-	-
	Hexachlorobiphenyl, 2,3,4,4,5,5- (PCB 167)	mg/kg	0.003		-	-	-	-	-	-	-
	Hexachlorobiphenyl, 3,3,4,4,5,5- (PCB 169)	mg/kg	0.003		-	-	-	-	-	-	-
	PCB 101	mg/kg	0.003		-	-	-	-	-	-	-
	PCB 118	mg/kg	0.003		-	-	-	-	-	-	-
	PCB 138	mg/kg	0.003		-	-	-	-	-	-	-
	PCB 153	mg/kg	0.003		-	-	-	-	-	-	-
	PCB 180	mg/kg	0.003		-	-	-	-	-	-	-
	PCB 28	mg/kg	0.003		-	-	-	-	-	-	-
	PCB 52	mg/kg	0.003		-	-	-	-	-	-	-
	Pentachlorobiphenyl, 2,3,3,4,4- (PCB 105)	mg/kg	0.003		-	-	-	-	-	-	-
	Pentachlorobiphenyl, 2,3,4,4,5- (PCB 114)	mg/kg	0.003		-	-	-	-	-	-	-
	Pentachlorobiphenyl, 2,3,4,4,5- (PCB 123)	mg/kg	0.003		-	-	-	-	-	-	-
	Pentachlorobiphenyl, 3,3,4,4,5- (PCB 126)	mg/kg	0.003		-	-	-	-	-	-	-
	Tetrachlorobiphenyl, 3,3,4,4- (PCB 77)	mg/kg	0.003		-	-	-	-	-	-	-
	Tetrachlorobiphenyl, 3,4,4,5- (PCB 81)	mg/kg	0.003		-	-	-	-	-	-	-
	Total PCB 7 Congeners	mg/kg	0.021		-	-	-	-	-	-	-
	Total PCB WHO 12	mg/kg	0.036		-	-	-	-	-	-	-
Phenolics	Xylenols	mg/kg	0.015		<0.015	<0.015	<0.015	<0.015	<0.015	<0.015	<0.015
	Cresol Total	mg/kg	0.01		0.0276	<0.01	<0.01	<0.01	<0.01	0.0462	<0.01
	Phenol	mg/kg	0.01	(dir)760[#8]	<0.01	<0.01	<0.01	<0.01	<0.01	<0.01	<0.01
	Phenols Monohydric	mg/kg	0.035		<0.035	<0.035	<0.035	<0.035	<0.035	0.0462	<0.035
Organotins	Dibutyltin	mg/kg			-	-	-	-	-	-	-
	Monophenyltin	mg/kg			-	-	-	-	-	-	-
	Diphenyltin	mg/kg			-	-	-	-	-	-	-
	Monobutyltin	mg/kg			-	-	-	-	-	-	-
	Tetrabutyltin	mg/kg			-	-	-	-	-	-	-
	Tributyltin	mg/kg			-	-	-	-	-	-	-
	Triphenyltin	mg/kg			-	-	-	-	-	-	-
Pesticides	Heptachlor epoxide	mg/kg	0.05		-	-	-	-	-	-	-
	Tecnazene	mg/kg	0.05		-	-	-	-	-	-	-
	2,4,5-TP (Silvex)	mg/kg			-	-	-	-	-	-	-
	Hedonal	mg/kg			-	-	-	-	-	-	-

				Location Code	BH04017	BH04017	BH04017	BH04017	BH04017	BH04019	BH04019
				Sample Depth Range	0.05-0.15	0.3-0.5	1.5-1.7	15.1-15.2	6.7-7.1	0.05-0.15	0.5-0.6
				Sampled Date Time	09/10/2019	09/10/2019	10/10/2019	11/10/2019	10/10/2019	17/09/2019	19/09/2019
			LQM S4UL Public Open Space (POS) Residential - 1% SOM (GAC)								
Chem_Group	**ChemName**	**output unit**	**EQL**								
	2,4-DDT	mg/kg	0.05		-	-	-	-	-	-	-
	2,4-Dichlorprop	mg/kg			-	-	-	-	-	-	-
	4-(2,4-Dichlorophenoxy)butyric Acid (2,4-DB)	mg/kg			-	-	-	-	-	-	-
	4,4-DDE	mg/kg	0.05		-	-	-	-	-	-	-
	a-BHC	mg/kg	0.05	24	-	-	-	-	-	-	-
	Aldrin	mg/kg	0.05	18	-	-	-	-	-	-	-
	Atrazine	mg/kg	0.05	1200	-	-	-	-	-	-	-
	Azinophos methyl	mg/kg	0.05		-	-	-	-	-	-	-
	b-BHC	mg/kg	0.05	8.1	-	-	-	-	-	-	-
	Bentazone	mg/kg			-	-	-	-	-	-	-
	Chlordane (cis)	mg/kg	0.05		-	-	-	-	-	-	-
	Chlordane (trans)	mg/kg	0.05		-	-	-	-	-	-	-
	Chlorfenvinphos	mg/kg	0.05		-	-	-	-	-	-	-
	Chlorotoluron	mg/kg			-	-	-	-	-	-	-
	Chlorpyrifos-methyl	mg/kg	0.05		-	-	-	-	-	-	-
	Cyanazine	mg/kg			-	-	-	-	-	-	-
	d-BHC	mg/kg	0.05		-	-	-	-	-	-	-
	DDD	mg/kg	0.05		-	-	-	-	-	-	-
	DDT	mg/kg	0.05		-	-	-	-	-	-	-
	Chlorothalonil	mg/kg	0.05		-	-	-	-	-	-	-
	Diazinon	mg/kg	0.05		-	-	-	-	-	-	-
	Dichlorvos	mg/kg	0.05	16	-	-	-	-	-	-	-
	Dieldrin	mg/kg	0.05	18	-	-	-	-	-	-	-
	Dimethoate	mg/kg	0.05		-	-	-	-	-	-	-
	Disulfoton	mg/kg	0.05		-	-	-	-	-	-	-
	Diuron	mg/kg			-	-	-	-	-	-	-
	Endosulfan I	mg/kg	0.05	1200	-	-	-	-	-	-	-
	Endosulfan II	mg/kg	0.05		-	-	-	-	-	-	-
	Endosulfan sulphate	mg/kg	0.05		-	-	-	-	-	-	-
	Endrin	mg/kg	0.05		-	-	-	-	-	-	-
	Fenitrothion	mg/kg	0.05		-	-	-	-	-	-	-
	Fenthion	mg/kg	0.05		-	-	-	-	-	-	-
	Fluroxypyr	mg/kg			-	-	-	-	-	-	-
	g-BHC (Lindane)	mg/kg	0.05	8.2	-	-	-	-	-	-	-
	Heptachlor	mg/kg	0.05		-	-	-	-	-	-	-
	Isodrin	mg/kg	0.05		-	-	-	-	-	-	-
	Isoproturon	mg/kg			-	-	-	-	-	-	-
	Linuron	mg/kg			-	-	-	-	-	-	-
	Malathion	mg/kg	0.05		-	-	-	-	-	-	-
	2-Methyl-4-chlorophenoxyacetic acid	mg/kg			-	-	-	-	-	-	-
	2-Methyl-4-Chlorophenoxy Butanoic Acid	mg/kg			-	-	-	-	-	-	-
	Mecoprop	mg/kg			-	-	-	-	-	-	-
	Methoxychlor	mg/kg	0.05		-	-	-	-	-	-	-
	Methyl parathion	mg/kg	0.05		-	-	-	-	-	-	-
	Mevinphos (Phosdrin)	mg/kg	0.05		-	-	-	-	-	-	-
	Nitroguanidine	mg/kg			-	-	-	-	-	-	-
	o,p-DDD	mg/kg	0.05		-	-	-	-	-	-	-
	o,p'-DDE	mg/kg	0.05		-	-	-	-	-	-	-
	o,p-Methoxychlor	mg/kg	0.05		-	-	-	-	-	-	-
	Parathion	mg/kg	0.05		-	-	-	-	-	-	-
	Pendimethalin	mg/kg	0.05		-	-	-	-	-	-	-
	Permethrin	mg/kg	0.05		-	-	-	-	-	-	-

				Location Code	BH04017	BH04017	BH04017	BH04017	BH04017	BH04019	BH04019
				Sample Depth Range	0.05-0.15	0.3-0.5	1.5-1.7	15.1-15.2	6.7-7.1	0.05-0.15	0.5-0.6
				Sampled Date Time	09/10/2019	09/10/2019	10/10/2019	11/10/2019	10/10/2019	17/09/2019	19/09/2019
			LQM S4UL Public Open Space (POS) Residential - 1% SOM (GAC)								
Chem Group	**ChemName**	**output unit**	**EQL**								
	Permethrin II	mg/kg	0.05		-	-	-	-	-	-	-
	Phorate	mg/kg	0.05		-	-	-	-	-	-	-
	Prometryn	mg/kg	0.05		-	-	-	-	-	-	-
	Pronamide	mg/kg	0.05		-	-	-	-	-	-	-
	Propazine	mg/kg	0.05		-	-	-	-	-	-	-
	Simazine	mg/kg	0.05		-	-	-	-	-	-	-
	Terbutryn	mg/kg	0.05		-	-	-	-	-	-	-
	Terbutylazine	mg/kg	0.05		-	-	-	-	-	-	-
	Triadimefon	mg/kg	0.05		-	-	-	-	-	-	-
	Triallate	mg/kg	0.05		-	-	-	-	-	-	-
	Tricloovr	mg/kg			-	-	-	-	-	-	-
	Trifluralin	mg/kg	0.05		-	-	-	-	-	-	-
	Telodrin	mg/kg	0.05		-	-	-	-	-	-	-
Radionuclides	Caesium-137	Bq/kg	1.4		-	-	-	-	-	-	-
	Protactinium-234m	Bq/kg	140		-	-	-	-	-	-	-
	Americium-241	Bq/g	0.0022		-	-	-	-	-	-	-
	Beryllium-7	Bq/g	0.016		-	-	-	-	-	-	-
	Cobalt-60	Bq/g	0.0015		-	-	-	-	-	-	-
	Gross alpha	Bq/kg	54		-	-	-	-	-	-	-
	Gross beta	Bq/kg	87		-	-	-	-	-	-	-
	Lead-210	Bq/kg	22		-	-	-	-	-	-	-
	Potassium-40	Bq/kg	2		-	-	-	-	-	-	-
	Radium -224	Bq/g	0.022		-	-	-	-	-	-	-
	Radium-226	Bq/g	0.0005		-	-	-	-	-	-	-
	Thorium-228	Bq/g	0.0005		-	-	-	-	-	-	-
	Thorium-230	Bq/g	0.0005		-	-	-	-	-	-	-
	Thorium-232	Bq/g	0.0005		-	-	-	-	-	-	-
	Thorium-234	Bq/g	0.025		-	-	-	-	-	-	-
	Uranium-234	Bq/g	0.0005		-	-	-	-	-	-	-
	Uranium-235	Bq/g	0.0005		-	-	-	-	-	-	-
SVOC TIC	SVOC TICS - Detect	Detect			-	-	0	-	0	-	-
	SVOC Tentatively Identified Compounds	mg/kg	0.1		-	-	<1	-	<1	-	-
VOC TIC	VOC Tentatively Identified Compounds	mg/kg	0.05		-	-	-	-	-	-	-
Explosives	2,2,4,4,6,6-Hexanitrostilbene	mg/kg			-	-	-	-	-	-	-
	2,4,6-Trinitrotoluene (TNT)	mg/kg		130	-	-	-	-	-	-	-
	2,4,6-trinitrophenyl	mg/kg			-	-	-	-	-	-	-
	HMX	mg/kg		13000	-	-	-	-	-	-	-
	Ethylene glycol dinitrate	mg/kg			-	-	-	-	-	-	-
	Nitrocellulose (12% N)	mg/kg			-	-	-	-	-	-	-
	Nitroglycerine	mg/kg			-	-	-	-	-	-	-
	PETN	mg/kg			-	-	-	-	-	-	-
	RDX	mg/kg		26000	-	-	-	-	-	-	-
	Tetryl	mg/kg			-	-	-	-	-	-	-
NA	Actinium-228	Bq/kg	2		-	-	-	-	-	-	-
	Caesium-134	Bq/kg	1.7		-	-	-	-	-	-	-
	Bismuth-212	Bq/kg	19		-	-	-	-	-	-	-
	Bismuth-214	Bq/kg	2		-	-	-	-	-	-	-
	Lead-212	Bq/kg	2		-	-	-	-	-	-	-
	Lead-214	Bq/kg	2		-	-	-	-	-	-	-
	Thallium-208	Bq/kg	2		-	-	-	-	-	-	-
Other	Temperature	°C			14.5	10.4	17.4	17.3	17	20.8	18.2
	Conductivity @ 20oC	uS/cm	14		758 - 978	223 - 286	1360 - 1390	199 - 203	4820 - 5030	443 - 469	387 - 448
	Organic Matter	%	0.35		-	-	-	-	-	-	-
	Moisture Content (dried @35oC)	%			27	30	45	5.8	67	13	17
	pH (Lab)	pH Units	1		5.32 - 6.99	7.22 - 7.96	5.14 - 7.58	8.23 - 8.89	7.49 - 8.33	7.48 - 8.6	8.32 - 8.67
	Total Organic Carbon	%	0.2		2.94	0.727	1.07	<0.2	9.22	3.16	0.842

Environmental Standards Comments
#1:GAC is only presented as speciated chromium. 7.7mg/kg is used for hexavalent. If hexavalent chromium (CrVI) data is available, a value of 1,500mg/kg may be appropriate for the remaining trivalent chromium (CrIII).
#2:C4SL for lead adopted
#3:GAC only presented as speciated mercury. 16mg/kg is used for elemental mercury. If the CSM indicates that elemental mercury is not a CoC and mercury is present in an inorganic form, a value of 120mg/kg for inorganic mercury may be appropriate
#4:Updated S4UL for nickel
#5:S4UL exceeds solubility saturation limit
#6:Criteria derived for Ali>C16-C35 split between Ali>C16-21 & Ali>C21-35. Requires summation of fractions to use Ali>C16-C35 criteria.
#7:Criteria presented is for p-xylene. A separate value is presented for o-xylene.
#8:S4UL based on a threshold protective of direct skin contact with phenol

Key

<0.6	Result MDL exceeds GAC
27.8	Result exceeds GAC

Notes
Where a range is given a determinand has been analysed for by more than one method

				Location Code	BH04019	BH04019	BH04020	BH04020	BH05002	BH05002	BH05003
				Sample Depth Range	21.4-22	4.6-4.7	0.05-0.15	5-5.1	0.05-0.3	0.6-1	0.05-0.1
				Sampled Date Time	19/09/2019	19/09/2019	12/09/2019	12/09/2019	04/10/2019	04/10/2019	16/08/2019
Chem Group	ChemName	output unit	EQL	LQM S4UL Public Open Space (POS) Residential - 1% SOM (GAC)							
Metals	Antimony	mg/kg	0.6		-	-	-	-	-	-	-
	Arsenic	mg/kg	0.6	79	<0.6	21.3	21.3	13.7	12.9	20.2	20.1
	Barium	mg/kg	0.6	-	-	-	-	-	-	-	-
	Beryllium	mg/kg	0.01	2.2	-	-	-	-	-	-	-
	Boron	mg/kg	1	21000	<1	22.8	1.62	10.3	1.34	5.24	1.56
	Cadmium	mg/kg	0.02	120	0.241	0.248	0.405	0.313	0.285	<0.02	<0.02
	Chromium (hexavalent)	mg/kg	0.6	7.7	<0.6	<0.6	<0.6	<0.6	<0.6	<0.6	<0.6
	Chromium	mg/kg	0.9	#1	1.24	26	37.4	30.6	26	27.6	29.6
	Copper	mg/kg	1.4	12000	<1.4	13.1	17.5	20.4	26.4	12.3	13.6
	Lead	mg/kg	0.7	630#2	<0.7	29.8	32.5	30.8	36.4	36.5	32.6
	Mercury	mg/kg	0.14	#3	<0.14	<0.14	<0.14	<0.14	<0.14	<0.14	<0.14
	Molybdenum	mg/kg	0.1		-	-	-	-	-	-	-
	Nickel	mg/kg	0.2	230#4	1.37	30.5	27.1	28.6	20.6	28.7	23.7
	Selenium	mg/kg	1	1100	<1	<1	<1	<1	<1	<1	<1
	Vanadium	mg/kg	0.2	2000	-	-	-	-	-	-	-
	Zinc	mg/kg	1.9	81000	13.1	116	104	93.1	74.7	80.2	96.6
Asbestos	Anthophyllite	Detect			0	0	0	0	0	0	0
	Asbestos Analysts Comments	-			-	-	-	-	-	-	-
	Asbestos PCOM Quantification	%	0.001		-	-	-	-	-	-	-
	Asbestos Quantification Total	%	0.001		-	-	-	-	-	-	-
	Asbestos: Actinolite	Detect			0	0	0	0	0	0	0
	Additional Asbestos Components (Using TM048)	Comment			-	-	-	-	-	-	-
	Crocidolite Asbestos	Detect			0	0	0	0	0	0	0
	Asbestos Gravimetric Quantification	%	0.001		-	-	-	-	-	-	-
	Chrysotile Asbestos	Detect			0	0	0	0	0	0	0
	Amosite Asbestos	Detect			0	0	0	0	0	0	0
	Non-Asbestos Fibre	Detect			0	0	1	0	1	0	1
	Tremolite	Detect			0	0	0	0	0	0	0
Inorganics	Alkalinity (total) as CaCO3	mg/kg	10		-	-	-	-	-	-	-
	Ammoniacal Nitrogen as N	mg/kg	12		-	-	-	-	-	-	-
	Cyanide (Free)	mg/kg	1		<1	<1	<1	<1	<1	<1	<1
	Cyanide Total	mg/kg	1		<1	<1	<1	<1	<1	<1	<1
	cyanides-complex	mg/kg	1		<1	<1	<1	<1	<1	<1	<1
	Nitrite (as N)	mg/kg	0.03		-	-	-	-	-	-	-
	Sulphate	mg/kg	200		-	-	-	-	-	-	-
PAH	Naphthalene	mg/kg	0.009	4900	<0.009	<0.009	<0.009	<0.009	0.0178	<0.013 - 0.013	<0.009
	Acenaphthene	mg/kg	0.008	15000	<0.008	<0.008	<0.008	<0.008	<0.008	<0.008	<0.008
	Acenaphthylene	mg/kg	0.012	15000	<0.012	<0.012	<0.012	<0.012	0.0254	<0.012	<0.012
	Fluoranthene	mg/kg	0.017	3100	<0.017	<0.017	0.0893	<0.017	0.455	<0.1 - 0.158	0.0291
	Anthracene	mg/kg	0.016	74000	<0.016	<0.016	<0.016	<0.016	0.0442	<0.016	<0.016
	Phenanthrene	mg/kg	0.015	3100	<0.015	<0.015	0.0361	<0.015	0.176	<0.1 - 0.055	<0.015
	Fluorene	mg/kg	0.01	9900	<0.01	<0.01	<0.01	<0.01	<0.01	<0.01	<0.01
	Chrysene	mg/kg	0.01	57	<0.01	<0.01	0.0338	<0.01	0.212	<0.1 - 0.0517	<0.01
	Pyrene	mg/kg	0.015	7400	<0.015	<0.015	0.0739	<0.015	0.39	<0.1 - 0.131	0.0244
	Benzo(a)anthracene	mg/kg	0.014	29	<0.014	<0.014	0.0342	<0.014	0.217	<0.1 - 0.0525	<0.014
	Benzo(b)fluoranthene	mg/kg	0.015	7.1	<0.015	<0.015	0.0545	<0.015	0.331	<0.1 - 0.0783	<0.015
	Benzo(k)fluoranthene	mg/kg	0.014	190	<0.014	<0.014	0.02	<0.014	0.101	<0.1 - 0.0229	<0.014
	Benzo(a)pyrene	mg/kg	0.015	5.7	<0.015	<0.015	0.038	<0.015	0.234	<0.1 - 0.0558	<0.015
	Dibenz(a,h)anthracene	mg/kg	0.023	0.57	<0.023	<0.023	<0.023	<0.023	0.0295	<0.023	<0.023
	Benzo(g,h,i)perylene	mg/kg	0.024	640	<0.024	<0.024	0.0342	<0.024	0.179	<0.1 - 0.0499	<0.024
	Indeno(1,2,3-c,d)pyrene	mg/kg	0.018	82	<0.018	<0.018	0.0334	<0.018	0.182	<0.1 - 0.0448	<0.018
	PAH 16 Total	mg/kg	0.118		<0.118	<0.118	0.447	<0.118	2.59	0.713	<0.118
TPH CWG	>C5-C6 Aliphatics	mg/kg	0.01	(sol)570000#5	-	-	-	-	-	-	-
	>C6-C8 Aliphatics	mg/kg	0.01	600000	-	-	-	-	-	-	-
	>C10-C44 Aliphatics	mg/kg	5		-	-	-	-	-	-	-
	>C10-C44 Aliphatics/Aromatics	mg/kg	10		-	-	-	-	-	-	-
	>C8-C10 Aliphatics	mg/kg	0.01	13000	-	-	-	-	-	-	-
	>C10-C12 Aliphatics	mg/kg	0.01	13000	-	-	-	-	-	-	-
	>C12-C16 Aliphatics	mg/kg	0.1	13000	-	-	-	-	-	-	-
	>C16-C21 Aliphatics	mg/kg	0.1	125000#6	-	-	-	-	-	-	-
	>C21-C35 Aliphatics	mg/kg	0.1	125000#6	-	-	-	-	-	-	-
	>C35-C44 Aliphatics	mg/kg	0.1	250000	-	-	-	-	-	-	-
	>C5-C10 Aliphatics	mg/kg	0.05		-	-	-	-	-	-	-
	Total Aliphatics >C12-C44	mg/kg	0.1		-	-	-	-	-	-	-
	>EC5-EC10 Aromatics	mg/kg	0.05		-	-	-	-	-	-	-
	>EC6-EC7 Aromatics	mg/kg	0.01		-	-	-	-	-	-	-
	>EC7-EC8 Aromatics	mg/kg	0.01	56000	-	-	-	-	-	-	-
	>EC8-EC10 Aromatics	mg/kg	0.01	5000	-	-	-	-	-	-	-
	>EC10-EC12 Aromatics	mg/kg	0.01	5000	-	-	-	-	-	-	-
	>EC10-EC44 Aromatics	mg/kg	5		-	-	-	-	-	-	-
	>EC12-EC16 Aromatics	mg/kg	0.1	5100	-	-	-	-	-	-	-
	>EC16-EC21 Aromatics	mg/kg	0.1	3800	-	-	-	-	-	-	-
	>EC21-EC35 Aromatics	mg/kg	0.1	3800	-	-	-	-	-	-	-
	>EC35-EC44 Aromatics	mg/kg	0.1	3800	-	-	-	-	-	-	-
	>EC40-EC44 Aromatics	mg/kg	0.1		-	-	-	-	-	-	-
	>EC12-EC44 Aromatics	mg/kg	0.1		-	-	-	-	-	-	-
	TPH Aliphatics & Aromatics >C5-44	mg/kg	0.1		-	-	-	-	-	-	-
TPH	>C5-C6	mg/kg	0.02		<0.02	<0.02	<0.02	<0.02	<0.02	<0.02	<0.02

				Location Code	BH04019	BH04019	BH04020	BH04020	BH05002	BH05002	BH05003
				Sample Depth Range	21.4-22	4.6-4.7	0.05-0.15	5-5.1	0.05-0.3	0.6-1	0.05-0.1
				Sampled Date Time	19/09/2019	19/09/2019	12/09/2019	12/09/2019	04/10/2019	04/10/2019	16/08/2019
				LQM S4UL Public Open Space (POS) Residential - 1% SOM (GAC)							
Chem_Group	**ChemName**	**output unit**	**EQL**								
	>C6-C7	mg/kg	0.02		<0.02	<0.02	<0.02	<0.02	<0.02	<0.02	<0.02
	>C7-C8	mg/kg	0.02		<0.02	<0.02	<0.02	<0.02	<0.02	<0.02	<0.02
	>C8-C10	mg/kg	0.02		<0.02	<0.02	<0.02	<0.02	<0.02	<0.02	<0.02
	>C10-C12	mg/kg	0.02		<0.02	<0.02	<0.02	<0.02	<0.02	<0.02	<0.02
	>C12-C16	mg/kg	35		<35	<35	<35	<35	<35	<35	<35
	>C16-C21	mg/kg	35		<35	<35	<35	<35	<35	<35	<35
	>C21-C28	mg/kg	35		<35	<35	<35	<35	<35	<35	<35
	>C28-C35	mg/kg	35		<35	<35	39.5	<35	41.8	<35	<35
	>C35-C40	mg/kg	35		<35	<35	<35	<35	<35	<35	<35
	GRO >C5-10	mg/kg	0.02		-	-	-	-	-	-	-
	TPH >C6-C40	mg/kg	10		-	-	-	-	-	-	-
	EPH>C5-40	mg/kg	35		<35	40.3	67.6	<35	110	38.8	53.1
	EPH >C10-40	mg/kg	35		<35	40.3	67.6	<35	110	38.8	53.1
	GRO >C5-12	mg/kg	0.1		<0.1	<0.1	<0.1	<0.1	<0.1	<0.1	<0.1
	Total Petroleum Hydrocarbons	mg/kg	35		-	-	-	-	-	-	-
BTEX and MTBE	Benzene	mg/kg	0.009	72	<0.009	<0.09	<0.009	<0.009	<0.18	<0.009	<0.009
	Toluene	mg/kg	0.007	56000	<0.007	<0.07	<0.007	<0.007	<0.14	<0.007	<0.007
	Ethylbenzene	mg/kg	0.004	24000	<0.004	<0.04	<0.004	<0.004	<0.08	<0.004	<0.004
	Xylene (m & p)	mg/kg	0.01	41000[#7]	<0.01	<0.1	<0.01	<0.01	<0.2	<0.01	<0.01
	Xylene (o)	mg/kg	0.01	41000	<0.01	<0.1	<0.01	<0.01	<0.2	<0.01	<0.01
	Xylene Total	mg/kg	0.02		-	-	-	-	-	-	-
	MTBE	mg/kg	0.01		<0.01	<0.1	<0.01	<0.01	<0.2	<0.01	<0.01
	Total BTEX	mg/kg	0.04		<0.04	<0.4	<0.04	<0.04	<0.8	<0.04	<0.04
VOC	Styrene	mg/kg	0.01		-	<0.1	-	<0.01	-	<0.01	-
	cis-1,3-dichloropropene	mg/kg	0.01		-	<0.1	-	<0.01	-	<0.01	-
	trans-1,3-dichloropropene	mg/kg	0.01		-	<0.1	-	<0.01	-	<0.01	-
	1,1,1,2-tetrachloroethane	mg/kg	0.01	1400	-	<0.1	-	<0.01	-	<0.01	-
	1,1,1-trichloroethane	mg/kg	0.007	140000	-	<0.07	-	<0.007	-	<0.007	-
	1,1,2,2-tetrachloroethane	mg/kg	0.01	1400	-	<0.1	-	<0.01	-	<0.01	-
	1,1,2-trichloroethane	mg/kg	0.01		-	<0.1	-	<0.01	-	<0.01	-
	1,1-dichloroethane	mg/kg	0.008		-	<0.08	-	<0.008	-	<0.008	-
	1,1-dichloroethene	mg/kg	0.01		-	<0.1	-	<0.01	-	<0.01	-
	1,1-dichloropropene	mg/kg	0.01		-	<0.1	-	<0.01	-	<0.01	-
	1,2,3-trichloropropane	mg/kg	0.016		-	<0.16	-	<0.016	-	<0.016	-
	1,2,4-trimethylbenzene	mg/kg	0.009		-	<0.09	-	<0.009	-	<0.009	-
	1,2-dibromo-3-chloropropane	mg/kg	0.014		-	<0.14	-	<0.014	-	<0.014	-
	1,2-dibromoethane	mg/kg	0.01		-	<0.1	-	<0.01	-	<0.01	-
	1,2-dichloroethane	mg/kg	0.005	29	-	<0.05	-	<0.005	-	<0.005	-
	1,2-dichloropropane	mg/kg	0.01		-	<0.1	-	<0.01	-	<0.01	-
	1,3,5-trimethylbenzene	mg/kg	0.008		-	<0.08	-	<0.008	-	<0.008	-
	1,3-dichloropropane	mg/kg	0.007		-	<0.07	-	<0.007	-	<0.007	-
	2,2-dichloropropane	mg/kg	0.01		-	<0.1	-	<0.01	-	<0.01	-
	2-chlorotoluene	mg/kg	0.009		-	<0.09	-	<0.009	-	<0.009	-
	4-chlorotoluene	mg/kg	0.01		-	<0.1	-	<0.01	-	<0.01	-
	Bromobenzene	mg/kg	0.01		-	<0.1	-	<0.01	-	<0.01	-
	Bromochloromethane	mg/kg	0.01		-	<0.1	-	<0.01	-	<0.01	-
	Bromodichloromethane	mg/kg	0.007		-	<0.07	-	<0.007	-	<0.007	-
	Bromoform	mg/kg	0.01		-	<0.1	-	<0.01	-	<0.01	-
	Bromomethane	mg/kg	0.01		-	<0.1	-	<0.01	-	<0.01	-
	Carbon disulfide	mg/kg	0.007	11000	-	<0.07	-	0.0161	-	<0.007	-
	Carbon tetrachloride	mg/kg	0.01	890	-	<0.1	-	<0.01	-	<0.01	-
	Chlorodibromomethane	mg/kg	0.01		-	<0.1	-	<0.01	-	<0.01	-
	Chloroethane	mg/kg	0.01		-	<0.1	-	<0.01	-	<0.01	-
	Chloroform	mg/kg	0.008	2500	-	<0.08	-	<0.008	-	<0.008	-
	Chloromethane	mg/kg	0.007		-	<0.07	-	<0.007	-	<0.007	-
	cis-1,2-dichloroethene	mg/kg	0.006		-	<0.06	-	<0.006	-	<0.006	-
	Dibromomethane	mg/kg	0.009		-	<0.09	-	<0.009	-	<0.009	-
	Dichlorodifluoromethane	mg/kg	0.006		-	<0.06	-	<0.006	-	<0.006	-
	Dichloromethane	mg/kg	0.01		-	<0.1	-	<0.01	-	<0.01	-
	Isopropylbenzene	mg/kg	0.005		-	<0.05	-	<0.005	-	<0.005	-
	n-butylbenzene	mg/kg	0.011		-	<0.11	-	<0.011	-	<0.011	-
	n-propylbenzene	mg/kg	0.01		-	<0.1	-	<0.01	-	<0.01	-
	p-isopropyltoluene	mg/kg	0.01		-	<0.1	-	<0.01	-	<0.01	-
	sec-butylbenzene	mg/kg	0.01		-	<0.1	-	<0.01	-	<0.01	-
	Trichloroethene	mg/kg	0.009	120	-	<0.09	-	<0.009	-	<0.009	-
	tert-butylbenzene	mg/kg	0.014		-	<0.14	-	<0.014	-	<0.014	-
	Tetrachloroethene	mg/kg	0.005	1400	-	<0.05	-	<0.005	-	<0.005	-
	trans-1,2-dichloroethene	mg/kg	0.01		-	<0.1	-	<0.01	-	<0.01	-
	Trichlorofluoromethane	mg/kg	0.006		-	<0.06	-	<0.006	-	<0.006	-
	Vinyl chloride	mg/kg	0.006	3.5	-	<0.06	-	<0.006	-	<0.006	-
	tert-Amyl methyl ether	mg/kg	0.01		-	<0.1	-	<0.01	-	<0.01	-
VOC/SVOC	1,2,3-trichlorobenzene	mg/kg	0.02	1800	-	<0.2	-	<0.02	-	<0.02	-
	1,2,4-trichlorobenzene	mg/kg	0.02	15000	-	<0.1	-	<0.02	-	<0.02	-
	1,2-dichlorobenzene	mg/kg	0.01	90000	-	<0.1	-	<0.01	-	<0.01	-
	1,3,5-Trichlorobenzene	mg/kg	0.02	1700	-	<0.2	-	<0.02	-	<0.02	-
	1,3-dichlorobenzene	mg/kg	0.008	300	-	<0.08	-	<0.008	-	<0.008	-
	1,4-dichlorobenzene	mg/kg	0.005	17000	-	<0.05	-	<0.005	-	<0.005	-

				Location Code	BH04019	BH04019	BH04020	BH04020	BH05002	BH05002	BH05003
				Sample Depth Range	21.4-22	4.6-4.7	0.05-0.15	5-5.1	0.05-0.3	0.6-1	0.05-0.1
				Sampled Date Time	19/09/2019	19/09/2019	12/09/2019	12/09/2019	04/10/2019	04/10/2019	16/08/2019
				LQM S4UL Public Open Space (POS) Residential - 1% SOM (GAC)							
Chem Group	**ChemName**	**output unit**	**EQL**								
	Chlorobenzene	mg/kg	0.005	11000	-	<0.05	-	<0.005	-	<0.005	-
	Hexachlorobutadiene	mg/kg	0.02	25	-	<0.1	-	<0.02	-	<0.02	-
SVOC	4-bromophenyl phenyl ether	mg/kg	0.1		-	<0.1	-	<0.1	-	<0.1	-
	4-nitroaniline	mg/kg	0.1		-	<0.1	-	<0.1	-	<0.1	-
	4-nitrophenol	mg/kg	0.1		-	<0.1	-	<0.1	-	<0.1	-
	2,4,5-trichlorophenol	mg/kg	0.1		-	<0.1	-	<0.1	-	<0.1	-
	2,4,6-trichlorophenol	mg/kg	0.1		-	<0.1	-	<0.1	-	<0.1	-
	2,4-dichlorophenol	mg/kg	0.1		-	<0.1	-	<0.1	-	<0.1	-
	2,4-dimethylphenol	mg/kg	0.1		-	<0.1	-	<0.1	-	<0.1	-
	2,4-dinitrotoluene	mg/kg	0.1		-	<0.1	-	<0.1	-	<0.1	<1
	2,6-dinitrotoluene	mg/kg	0.1		-	<0.1	-	<0.1	-	<0.1	<1
	2-chloronaphthalene	mg/kg	0.1		-	<0.1	-	<0.1	-	<0.1	-
	2-chlorophenol	mg/kg	0.1		-	<0.1	-	<0.1	-	<0.1	-
	2-methylnaphthalene	mg/kg	0.1		-	<0.1	-	<0.1	-	<0.1	-
	2-methylphenol	mg/kg	0.1		-	<0.1	-	<0.1	-	<0.1	-
	2-nitroaniline	mg/kg	0.1		-	<0.1	-	<0.1	-	<0.1	-
	2-nitrophenol	mg/kg	0.1		-	<0.1	-	<0.1	-	<0.1	-
	3-nitroaniline	mg/kg	0.1		-	<0.1	-	<0.1	-	<0.1	-
	4-chloro-3-methylphenol	mg/kg	0.1		-	<0.1	-	<0.1	-	<0.1	-
	4-chloroaniline	mg/kg	0.1		-	<0.1	-	<0.1	-	<0.1	-
	4-chlorophenyl phenyl ether	mg/kg	0.1		-	<0.1	-	<0.1	-	<0.1	-
	4-methylphenol	mg/kg	0.1		-	<0.1	-	<0.1	-	<0.1	-
	Azobenzene	mg/kg	0.1		-	<0.1	-	<0.1	-	<0.1	-
	Bis(2-chloroethoxy) methane	mg/kg	0.1		-	<0.1	-	<0.1	-	<0.1	-
	Bis(2-chloroethyl)ether	mg/kg	0.1		-	<0.1	-	<0.1	-	<0.1	-
	Bis(2-chloroisopropyl) ether	mg/kg	0.1		-	<0.1	-	<0.1	-	<0.1	-
	Bis(2-ethylhexyl) phthalate	mg/kg	0.1		-	<0.1	-	<0.1	-	<0.1	-
	Butyl benzyl phthalate	mg/kg	0.1		-	<0.1	-	<0.1	-	<0.1	-
	Carbazole	mg/kg	0.1		-	<0.1	-	<0.1	-	<0.1	-
	Dibenzofuran	mg/kg	0.1		-	<0.1	-	<0.1	-	<0.1	-
	Diethylphthalate	mg/kg	0.1		-	<0.1	-	<0.1	-	<0.1	-
	Dimethyl phthalate	mg/kg	0.1		-	<0.1	-	<0.1	-	<0.1	-
	Di-n-butyl phthalate	mg/kg	0.1		-	<0.1	-	<0.1	-	<0.1	-
	Di-n-octyl phthalate	mg/kg	0.1		-	<0.1	-	<0.1	-	<0.1	-
	Hexachlorobenzene	mg/kg	0.05	16	-	<0.1	-	<0.1	-	<0.1	-
	Hexachlorocyclopentadiene	mg/kg	0.1		-	<0.1	-	<0.1	-	<0.1	-
	Hexachloroethane	mg/kg	0.1		-	<0.1	-	<0.1	-	<0.1	-
	Isophorone	mg/kg	0.1		-	<0.1	-	<0.1	-	<0.1	-
	Nitrobenzene	mg/kg	0.1		-	<0.1	-	<0.1	-	<0.1	-
	N-nitrosodi-n-propylamine	mg/kg	0.1		-	<0.1	-	<0.1	-	<0.1	-
	Pentachloronitrobenzene	mg/kg	0.05		-	-	-	-	-	-	-
	Pentachlorophenol	mg/kg	0.1	60	-	<0.1	-	<0.1	-	<0.1	-
PCB	Heptachlorobiphenyl, 2,3,3,4,4,5,5- (PCB 189)	mg/kg	0.003		-	-	-	-	-	-	-
	Hexachlorobiphenyl, 2,3,3,4,4,5- (PCB 156)	mg/kg	0.003		-	-	-	-	-	-	-
	Hexachlorobiphenyl, 2,3,3,4,4,5- (PCB 157)	mg/kg	0.003		-	-	-	-	-	-	-
	Hexachlorobiphenyl, 2,3,4,4,5,5- (PCB 167)	mg/kg	0.003		-	-	-	-	-	-	-
	Hexachlorobiphenyl, 3,3,4,4,5,5- (PCB 169)	mg/kg	0.003		-	-	-	-	-	-	-
	PCB 101	mg/kg	0.003		-	-	-	-	-	-	-
	PCB 118	mg/kg	0.003		-	-	-	-	-	-	-
	PCB 138	mg/kg	0.003		-	-	-	-	-	-	-
	PCB 153	mg/kg	0.003		-	-	-	-	-	-	-
	PCB 180	mg/kg	0.003		-	-	-	-	-	-	-
	PCB 28	mg/kg	0.003		-	-	-	-	-	-	-
	PCB 52	mg/kg	0.003		-	-	-	-	-	-	-
	Pentachlorobiphenyl, 2,3,3,4,4- (PCB 105)	mg/kg	0.003		-	-	-	-	-	-	-
	Pentachlorobiphenyl, 2,3,4,4,5- (PCB 114)	mg/kg	0.003		-	-	-	-	-	-	-
	Pentachlorobiphenyl, 2,3,4,4,5- (PCB 123)	mg/kg	0.003		-	-	-	-	-	-	-
	Pentachlorobiphenyl, 3,3,4,4,5- (PCB 126)	mg/kg	0.003		-	-	-	-	-	-	-
	Tetrachlorobiphenyl, 3,3,4,4- (PCB 77)	mg/kg	0.003		-	-	-	-	-	-	-
	Tetrachlorobiphenyl, 3,4,4,5- (PCB 81)	mg/kg	0.003		-	-	-	-	-	-	-
	Total PCB 7 Congeners	mg/kg	0.021		-	-	-	-	-	-	-
	Total PCB WHO 12	mg/kg	0.036		-	-	-	-	-	-	-
Phenolics	Xylenols	mg/kg	0.015		<0.015	0.086	<0.015	0.0349	<0.015	<0.015	<0.015
	Cresol Total	mg/kg	0.01		<0.01	<0.01	0.0348	<0.01	<0.01	<0.01	0.0366
	Phenol	mg/kg	0.01	(dir)760[#8]	<0.01	<0.01	<0.01	<0.01	<0.01	<0.01	<0.01
	Phenols Monohydric	mg/kg	0.035		<0.035	0.086	<0.035	<0.035	<0.035	<0.035	<0.035
Organotins	Dibutyltin	mg/kg			-	-	-	-	-	-	-
	Monophenyltin	mg/kg			-	-	-	-	-	-	-
	Diphenyltin	mg/kg			-	-	-	-	-	-	-
	Monobutyltin	mg/kg			-	-	-	-	-	-	-
	Tetrabutyltin	mg/kg			-	-	-	-	-	-	-
	Tributyltin	mg/kg			-	-	-	-	-	-	-
	Triphenyltin	mg/kg			-	-	-	-	-	-	-
Pesticides	Heptachlor epoxide	mg/kg	0.05		-	-	-	-	-	-	-
	Tecnazene	mg/kg	0.05		-	-	-	-	-	-	-
	2,4,5-TP (Silvex)	mg/kg			-	-	-	-	-	-	-
	Hedonal	mg/kg			-	-	-	-	-	-	-

				Location Code	BH04019	BH04019	BH04020	BH04020	BH05002	BH05002	BH05003
				Sample Depth Range	21.4-22	4.6-4.7	0.05-0.15	5-5.1	0.05-0.3	0.6-1	0.05-0.1
				Sampled Date Time	19/09/2019	19/09/2019	12/09/2019	12/09/2019	04/10/2019	04/10/2019	16/08/2019
			LQM S4UL Public Open Space (POS) Residential - 1% SOM (GAC)								
Chem_Group	**ChemName**	**output unit**	**EQL**								
	2,4-DDT	mg/kg	0.05		-	-	-	-	-	-	-
	2,4-Dichlorprop	mg/kg			-	-	-	-	-	-	-
	4-(2,4-Dichlorophenoxy)butyric Acid (2,4-DB)	mg/kg			-	-	-	-	-	-	-
	4,4-DDE	mg/kg	0.05		-	-	-	-	-	-	-
	a-BHC	mg/kg	0.05	24	-	-	-	-	-	-	-
	Aldrin	mg/kg	0.05	18	-	-	-	-	-	-	-
	Atrazine	mg/kg	0.05	1200	-	-	-	-	-	-	-
	Azinophos methyl	mg/kg	0.05		-	-	-	-	-	-	-
	b-BHC	mg/kg	0.05	8.1	-	-	-	-	-	-	-
	Bentazone	mg/kg			-	-	-	-	-	-	-
	Chlordane (cis)	mg/kg	0.05		-	-	-	-	-	-	-
	Chlordane (trans)	mg/kg	0.05		-	-	-	-	-	-	-
	Chlorfenvinphos	mg/kg	0.05		-	-	-	-	-	-	-
	Chlorotoluron	mg/kg			-	-	-	-	-	-	-
	Chlorpyrifos-methyl	mg/kg	0.05		-	-	-	-	-	-	-
	Cyanazine	mg/kg			-	-	-	-	-	-	-
	d-BHC	mg/kg	0.05		-	-	-	-	-	-	-
	DDD	mg/kg	0.05		-	-	-	-	-	-	-
	DDT	mg/kg	0.05		-	-	-	-	-	-	-
	Chlorothalonil	mg/kg	0.05		-	-	-	-	-	-	-
	Diazinon	mg/kg	0.05		-	-	-	-	-	-	-
	Dichlorvos	mg/kg	0.05	16	-	-	-	-	-	-	-
	Dieldrin	mg/kg	0.05	18	-	-	-	-	-	-	-
	Dimethoate	mg/kg	0.05		-	-	-	-	-	-	-
	Disulfoton	mg/kg	0.05		-	-	-	-	-	-	-
	Diuron	mg/kg			-	-	-	-	-	-	-
	Endosulfan I	mg/kg	0.05	1200	-	-	-	-	-	-	-
	Endosulfan II	mg/kg	0.05		-	-	-	-	-	-	-
	Endosulfan sulphate	mg/kg	0.05		-	-	-	-	-	-	-
	Endrin	mg/kg	0.05		-	-	-	-	-	-	-
	Fenitrothion	mg/kg	0.05		-	-	-	-	-	-	-
	Fenthion	mg/kg	0.05		-	-	-	-	-	-	-
	Fluroxypyr	mg/kg			-	-	-	-	-	-	-
	g-BHC (Lindane)	mg/kg	0.05	8.2	-	-	-	-	-	-	-
	Heptachlor	mg/kg	0.05		-	-	-	-	-	-	-
	Isodrin	mg/kg	0.05		-	-	-	-	-	-	-
	Isoproturon	mg/kg			-	-	-	-	-	-	-
	Linuron	mg/kg			-	-	-	-	-	-	-
	Malathion	mg/kg	0.05		-	-	-	-	-	-	-
	2-Methyl-4-chlorophenoxyacetic acid	mg/kg			-	-	-	-	-	-	-
	2-Methyl-4-Chlorophenoxy Butanoic Acid	mg/kg			-	-	-	-	-	-	-
	Mecoprop	mg/kg			-	-	-	-	-	-	-
	Methoxychlor	mg/kg	0.05		-	-	-	-	-	-	-
	Methyl parathion	mg/kg	0.05		-	-	-	-	-	-	-
	Mevinphos (Phosdrin)	mg/kg	0.05		-	-	-	-	-	-	-
	Nitroguanidine	mg/kg			-	-	-	-	-	-	<0.25
	o,p-DDD	mg/kg	0.05		-	-	-	-	-	-	-
	o,p'-DDE	mg/kg	0.05		-	-	-	-	-	-	-
	o,p-Methoxychlor	mg/kg	0.05		-	-	-	-	-	-	-
	Parathion	mg/kg	0.05		-	-	-	-	-	-	-
	Pendimethalin	mg/kg	0.05		-	-	-	-	-	-	-
	Permethrin	mg/kg	0.05		-	-	-	-	-	-	-

				Location Code	BH04019	BH04019	BH04020	BH04020	BH05002	BH05002	BH05003
				Sample Depth Range	21.4-22	4.6-4.7	0.05-0.15	5-5.1	0.05-0.3	0.6-1	0.05-0.1
				Sampled Date Time	19/09/2019	19/09/2019	12/09/2019	12/09/2019	04/10/2019	04/10/2019	16/08/2019
			LQM S4UL Public Open Space (POS) Residential - 1% SOM (GAC)								
Chem Group	**ChemName**	**output unit**	**EQL**								
	Permethrin II	mg/kg	0.05		-	-	-	-	-	-	-
	Phorate	mg/kg	0.05		-	-	-	-	-	-	-
	Prometryn	mg/kg	0.05		-	-	-	-	-	-	-
	Pronamide	mg/kg	0.05		-	-	-	-	-	-	-
	Propazine	mg/kg	0.05		-	-	-	-	-	-	-
	Simazine	mg/kg	0.05		-	-	-	-	-	-	-
	Terbutryn	mg/kg	0.05		-	-	-	-	-	-	-
	Terbutylazine	mg/kg	0.05		-	-	-	-	-	-	-
	Triadimefon	mg/kg	0.05		-	-	-	-	-	-	-
	Triallate	mg/kg	0.05		-	-	-	-	-	-	-
	Tricloovr	mg/kg			-	-	-	-	-	-	-
	Trifluralin	mg/kg	0.05		-	-	-	-	-	-	-
	Telodrin	mg/kg	0.05		-	-	-	-	-	-	-
Radionuclides	Caesium-137	Bq/kg	1.4		-	-	-	-	-	-	-
	Protactinium-234m	Bq/kg	140		-	-	-	-	-	-	-
	Americium-241	Bq/g	0.0022		-	-	-	-	-	-	-
	Beryllium-7	Bq/g	0.016		-	-	-	-	-	-	-
	Cobalt-60	Bq/g	0.0015		-	-	-	-	-	-	-
	Gross alpha	Bq/kg	54		-	-	-	-	-	-	-
	Gross beta	Bq/kg	87		-	-	-	-	-	-	-
	Lead-210	Bq/kg	22		-	-	-	-	-	-	-
	Potassium-40	Bq/kg	2		-	-	-	-	-	-	-
	Radium -224	Bq/g	0.022		-	-	-	-	-	-	-
	Radium-226	Bq/g	0.0005		-	-	-	-	-	-	-
	Thorium-228	Bq/g	0.0005		-	-	-	-	-	-	-
	Thorium-230	Bq/g	0.0005		-	-	-	-	-	-	-
	Thorium-232	Bq/g	0.0005		-	-	-	-	-	-	-
	Thorium-234	Bq/g	0.025		-	-	-	-	-	-	-
	Uranium-234	Bq/g	0.0005		-	-	-	-	-	-	-
	Uranium-235	Bq/g	0.0005		-	-	-	-	-	-	-
SVOC TIC	SVOC TICS - Detect	Detect			-	0	-	0	-	0	-
	SVOC Tentatively Identified Compounds	mg/kg	0.1		-	<1	-	<1	-	<0.1	-
VOC TIC	VOC Tentatively Identified Compounds	mg/kg	0.05		-	-	-	-	-	-	-
Explosives	2,2,4,4,6,6-Hexanitrostilbene	mg/kg			-	-	-	-	-	-	<0.5
	2,4,6-Trinitrotoluene (TNT)	mg/kg		130	-	-	-	-	-	-	<0.1
	2,4,6-trinitrophenyl	mg/kg			-	-	-	-	-	-	<0.1
	HMX	mg/kg		13000	-	-	-	-	-	-	<2
	Ethylene glycol dinitrate	mg/kg			-	-	-	-	-	-	<1
	Nitrocellulose (12% N)	mg/kg			-	-	-	-	-	-	<5000
	Nitroglycerine	mg/kg			-	-	-	-	-	-	<1
	PETN	mg/kg			-	-	-	-	-	-	<5
	RDX	mg/kg		26000	-	-	-	-	-	-	<2
	Tetryl	mg/kg			-	-	-	-	-	-	<1
NA	Actinium-228	Bq/kg	2		-	-	-	-	-	-	-
	Caesium-134	Bq/kg	1.7		-	-	-	-	-	-	-
	Bismuth-212	Bq/kg	19		-	-	-	-	-	-	-
	Bismuth-214	Bq/kg	2		-	-	-	-	-	-	-
	Lead-212	Bq/kg	2		-	-	-	-	-	-	-
	Lead-214	Bq/kg	2		-	-	-	-	-	-	-
	Thallium-208	Bq/kg	2		-	-	-	-	-	-	-
Other	Temperature	°C			20.1	19.2	19.1	-	19	17.9	20.7
	Conductivity @ 20oC	uS/cm	14		207 - 209	3030 - 3440	212 - 224	3570	1000	2780 - 2860	131 - 165
	Organic Matter	%	0.35		-	-	-	-	-	-	-
	Moisture Content (dried @35oC)	%			23	56	14	43	15	21	18
	pH (Lab)	pH Units	1		7.93 - 8.89	7.9 - 8.51	6.84 - 8.31	8.16 - 8.63	8.22 - 8.47	7.99 - 8.55	5.95 - 7.77
	Total Organic Carbon	%	0.2		<0.2	5.95	3.08	2.18	1.16	1.42	2.95

Environmental Standards Comments
#1:GAC is only presented as speciated chromium. 7.7mg/kg is used for hexavalent. If hexavalent chromium (CrVI) data is available, a value of 1,500mg/kg may be appropriate for the remaining trivalent chromium (CrIII).
#2:C4SL for lead adopted
#3:GAC only presented as speciated mercury. 16mg/kg is used for elemental mercury. If the CSM indicates that elemental mercury is not a CoC and mercury is present in an inorganic form, a value of 120mg/kg for inorganic mercury may be appropriate
#4:Updated S4UL for nickel
#5:S4UL exceeds solubility saturation limit
#6:Criteria derived for Ali>C16-C35 split between Ali>C16-21 & Ali>C21-35. Requires summation of fractions to use Ali>C16-C35 criteria.
#7:Criteria presented is for p-xylene. A separate value is presented for o-xylene.
#8:S4UL based on a threshold protective of direct skin contact with phenol

Key

<0.6	Result MDL exceeds GAC
27.8	Result exceeds GAC

Notes
Where a range is given a determinand has been analysed for by more than one method

			Location Code	BH05003	BH05004	BH05004	BH05004	BH05005	BH05005	BH05005
			Sample Depth Range	20.6-20.7	0.05-0.15	0.05-0.15	19.2-19.3	0.05-0.15	16.2-16.65	21.7-22.15
			Sampled Date Time	22/08/2019	05/08/2019	28/08/2019	08/08/2019	09/08/2019	13/08/2019	19/08/2019
			LQM S4UL Public Open Space (POS) Residential - 1% SOM (GAC)							
Chem_Group	**ChemName**	**output unit**	**EQL**							
Metals	Antimony	mg/kg	0.6	-	-	-	-	-	-	-
	Arsenic	mg/kg	0.6	79	1.17	17.1	-	2.6	21.8	5.48	0.658
	Barium	mg/kg	0.6	-	-	-	-	-	-	-	-
	Beryllium	mg/kg	0.01	2.2	-	-	-	-	-	-	-
	Boron	mg/kg	1	21000	<1	1.53	-	<1	22.6	<1	<1
	Cadmium	mg/kg	0.02	120	0.246	0.0772	-	0.235	<0.02	0.182	0.244
	Chromium (hexavalent)	mg/kg	0.6	7.7	<0.6	<0.6	-	<0.6	<0.6	<0.6	<0.6
	Chromium	mg/kg	0.9	[#1]	1.38	26.4	-	2.07	36.8	4.54	1.37
	Copper	mg/kg	1.4	12000	<1.4	34.5	-	1.74	16	2.26	<1.4
	Lead	mg/kg	0.7	630[#2]	1.31	238	-	3.34	42.4	4.7	<0.7
	Mercury	mg/kg	0.14	[#3]	<0.14	<0.14	-	<0.14	<0.14	<0.14	<0.14
	Molybdenum	mg/kg	0.1		-	-	-	-	-	-	-
	Nickel	mg/kg	0.2	230[#4]	2.57	22.6	-	5.82	26.3	9.43	1.91
	Selenium	mg/kg	1	1100	<1	<1	-	<1	<1	<1	<1
	Vanadium	mg/kg	0.2	2000	-	-	-	-	-	-	-
	Zinc	mg/kg	1.9	81000	13.1	142	-	19.8	111	14.5	10.7
Asbestos	Anthophyllite	Detect			0	0	-	0	0	0	0
	Asbestos Analysts Comments	-			-	-	-	-	-	-	-
	Asbestos PCOM Quantification	%	0.001		-	-	-	-	-	-	-
	Asbestos Quantification Total	%	0.001		-	-	-	-	-	-	-
	Asbestos: Actinolite	Detect			0	0	-	0	0	0	0
	Additional Asbestos Components (Using TM048)	Comment			-	-	-	-	-	-	-
	Crocidolite Asbestos	Detect			0	0	-	0	0	0	0
	Asbestos Gravimetric Quantification	%	0.001		-	-	-	-	-	-	-
	Chrysotile Asbestos	Detect			0	0	-	0	0	0	0
	Amosite Asbestos	Detect			0	0	-	0	0	0	0
	Non-Asbestos Fibre	Detect			0	0	-	0	0	0	0
	Tremolite	Detect			0	0	-	0	0	0	0
Inorganics	Alkalinity (total) as CaCO3	mg/kg	10		-	-	-	-	-	-	-
	Ammoniacal Nitrogen as N	mg/kg	12		-	-	-	-	-	-	-
	Cyanide (Free)	mg/kg	1		<1	<1	-	<1	<1	<1	<1
	Cyanide Total	mg/kg	1		<1	<1	-	<1	<1	<1	<1
	cyanides-complex	mg/kg	1		<1	<1	-	<1	<1	<1	<1
	Nitrite (as N)	mg/kg	0.03		-	-	-	-	-	-	-
	Sulphate	mg/kg	200		-	-	-	-	-	-	-
PAH	Naphthalene	mg/kg	0.009	4900	<0.009	0.0223	-	<0.009	<0.009	<0.009	<0.009
	Acenaphthene	mg/kg	0.008	15000	<0.008	<0.008	-	<0.008	<0.008	<0.008	<0.008
	Acenaphthylene	mg/kg	0.012	15000	<0.012	0.0233	-	<0.012	<0.012	<0.012	<0.012
	Fluoranthene	mg/kg	0.017	3100	<0.017	0.462	-	<0.017	0.148	<0.017	<0.017
	Anthracene	mg/kg	0.016	74000	<0.016	0.031	-	<0.016	<0.016	<0.016	<0.016
	Phenanthrene	mg/kg	0.015	3100	<0.015	0.185	-	<0.015	0.0626	<0.015	<0.015
	Fluorene	mg/kg	0.01	9900	<0.01	<0.01	-	<0.01	<0.01	<0.01	<0.01
	Chrysene	mg/kg	0.01	57	<0.01	0.214	-	<0.01	0.0552	<0.01	<0.01
	Pyrene	mg/kg	0.015	7400	<0.015	0.38	-	<0.015	0.118	<0.015	<0.015
	Benzo(a)anthracene	mg/kg	0.014	29	<0.014	0.204	-	<0.014	0.0499	<0.014	<0.014
	Benzo(b)fluoranthene	mg/kg	0.015	7.1	<0.015	0.233	-	<0.015	0.0763	<0.015	<0.015
	Benzo(k)fluoranthene	mg/kg	0.014	190	<0.014	0.102	-	<0.014	0.0294	<0.014	<0.014
	Benzo(a)pyrene	mg/kg	0.015	5.7	<0.015	0.19	-	<0.015	0.0517	<0.015	<0.015
	Dibenz(a,h)anthracene	mg/kg	0.023	0.57	<0.023	<0.023	-	<0.023	<0.023	<0.023	<0.023
	Benzo(g,h,i)perylene	mg/kg	0.024	640	<0.024	0.153	-	<0.024	0.0438	<0.024	<0.024
	Indeno(1,2,3-c,d)pyrene	mg/kg	0.018	82	<0.018	0.172	-	<0.018	0.0507	<0.018	<0.018
	PAH 16 Total	mg/kg	0.118		<0.118	2.37	-	<0.118	0.685	<0.118	<0.118
TPH CWG	>C5-C6 Aliphatics	mg/kg	0.01	(sol)570000[#5]	-	-	-	-	-	-	-
	>C6-C8 Aliphatics	mg/kg	0.01	600000	-	-	-	-	-	-	-
	>C10-C44 Aliphatics	mg/kg	5		-	-	-	-	-	-	-
	>C10-C44 Aliphatics/Aromatics	mg/kg	10		-	-	-	-	-	-	-
	>C8-C10 Aliphatics	mg/kg	0.01	13000	-	-	-	-	-	-	-
	>C10-C12 Aliphatics	mg/kg	0.01	13000	-	-	-	-	-	-	-
	>C12-C16 Aliphatics	mg/kg	0.1	13000	-	-	-	-	-	-	-
	>C16-C21 Aliphatics	mg/kg	0.1	125000[#6]	-	-	-	-	-	-	-
	>C21-C35 Aliphatics	mg/kg	0.1	125000[#6]	-	-	-	-	-	-	-
	>C35-C44 Aliphatics	mg/kg	0.1	250000	-	-	-	-	-	-	-
	>C5-C10 Aliphatics	mg/kg	0.05		-	-	-	-	-	-	-
	Total Aliphatics >C12-C44	mg/kg	0.1		-	-	-	-	-	-	-
	>EC5-EC10 Aromatics	mg/kg	0.05		-	-	-	-	-	-	-
	>EC6-EC7 Aromatics	mg/kg	0.01		-	-	-	-	-	-	-
	>EC7-EC8 Aromatics	mg/kg	0.01	56000	-	-	-	-	-	-	-
	>EC8-EC10 Aromatics	mg/kg	0.01	5000	-	-	-	-	-	-	-
	>EC10-EC12 Aromatics	mg/kg	0.01	5000	-	-	-	-	-	-	-
	>EC10-EC44 Aromatics	mg/kg	5		-	-	-	-	-	-	-
	>EC12-EC16 Aromatics	mg/kg	0.1	5100	-	-	-	-	-	-	-
	>EC16-EC21 Aromatics	mg/kg	0.1	3800	-	-	-	-	-	-	-
	>EC21-EC35 Aromatics	mg/kg	0.1	3800	-	-	-	-	-	-	-
	>EC35-EC44 Aromatics	mg/kg	0.1	3800	-	-	-	-	-	-	-
	>EC40-EC44 Aromatics	mg/kg	0.1		-	-	-	-	-	-	-
	>EC12-EC44 Aromatics	mg/kg	0.1		-	-	-	-	-	-	-
	TPH Aliphatics & Aromatics >C5-44	mg/kg	0.1		-	-	-	-	-	-	-
TPH	>C5-C6	mg/kg	0.02		<0.02	<0.02	-	<0.02	<0.02	<0.02	<0.02

				Location Code	BH05003	BH05004	BH05004	BH05004	BH05005	BH05005	BH05005
				Sample Depth Range	20.6-20.7	0.05-0.15	0.05-0.15	19.2-19.3	0.05-0.15	16.2-16.65	21.7-22.15
				Sampled Date Time	22/08/2019	05/08/2019	28/08/2019	08/08/2019	09/08/2019	13/08/2019	19/08/2019
				LQM S4UL Public Open Space (POS) Residential - 1% SOM (GAC)							
Chem_Group	**ChemName**	**output unit**	**EQL**								
	>C6-C7	mg/kg	0.02		<0.02	<0.02	-	<0.02	<0.02	<0.02	<0.02
	>C7-C8	mg/kg	0.02		<0.02	<0.02	-	<0.02	<0.02	<0.02	<0.02
	>C8-C10	mg/kg	0.02		<0.02	0.0583	-	<0.02	<0.02	<0.02	<0.02
	>C10-C12	mg/kg	0.02		<0.02	<35 - 0.0422	-	<0.02	<0.02	<0.02	<0.02
	>C12-C16	mg/kg	35		<35	<35	-	<35	<35	<35	<35
	>C16-C21	mg/kg	35		<35	<35	-	<35	<35	<35	<35
	>C21-C28	mg/kg	35		<35	<35	-	<35	<35	<35	<35
	>C28-C35	mg/kg	35		<35	<35	-	<35	36.9	<35	<35
	>C35-C40	mg/kg	35		<35	<35	-	<35	<35	<35	<35
	GRO >C5-10	mg/kg	0.02		-	-	-	-	-	-	-
	TPH >C6-C40	mg/kg	10		-	-	-	-	-	-	-
	EPH>C5-40	mg/kg	35		<35	68.8	-	<35	68.8	<35	<35
	EPH >C10-40	mg/kg	35		<35	68.8	-	<35	68.8	<35	<35
	GRO >C5-12	mg/kg	0.1		<0.1	0.131	-	<0.1	<0.1	<0.1	<0.1
	Total Petroleum Hydrocarbons	mg/kg	35		-	-	-	-	-	-	-
BTEX and MTBE	Benzene	mg/kg	0.009	72	<0.009	<0.09	-	<0.009	<0.009	<0.009	<0.009
	Toluene	mg/kg	0.007	56000	<0.007	<0.07	-	<0.007	<0.007	<0.007	<0.007
	Ethylbenzene	mg/kg	0.004	24000	<0.004	<0.04	-	<0.004	<0.004	<0.004	<0.004
	Xylene (m & p)	mg/kg	0.01	41000[E7]	<0.01	<0.1	-	<0.01	<0.01	<0.01	<0.01
	Xylene (o)	mg/kg	0.01	41000	<0.01	<0.1	-	<0.01	<0.01	<0.01	<0.01
	Xylene Total	mg/kg	0.02		-	-	-	-	-	-	-
	MTBE	mg/kg	0.01		<0.01	<0.1	-	<0.01	<0.01	<0.01	<0.01
	Total BTEX	mg/kg	0.04		<0.04	<0.4	-	<0.04	<0.04	<0.04	<0.04
VOC	Styrene	mg/kg	0.01		-	-	-	-	-	-	-
	cis-1,3-dichloropropene	mg/kg	0.01		-	-	-	-	-	-	-
	trans-1,3-dichloropropene	mg/kg	0.01		-	-	-	-	-	-	-
	1,1,1,2-tetrachloroethane	mg/kg	0.01	1400	-	-	-	-	-	-	-
	1,1,1-trichloroethane	mg/kg	0.007	140000	-	-	-	-	-	-	-
	1,1,2,2-tetrachloroethane	mg/kg	0.01	1400	-	-	-	-	-	-	-
	1,1,2-trichloroethane	mg/kg	0.01		-	-	-	-	-	-	-
	1,1-dichloroethane	mg/kg	0.008		-	-	-	-	-	-	-
	1,1-dichloroethene	mg/kg	0.01		-	-	-	-	-	-	-
	1,1-dichloropropene	mg/kg	0.01		-	-	-	-	-	-	-
	1,2,3-trichloropropane	mg/kg	0.016		-	-	-	-	-	-	-
	1,2,4-trimethylbenzene	mg/kg	0.009		-	-	-	-	-	-	-
	1,2-dibromo-3-chloropropane	mg/kg	0.014		-	-	-	-	-	-	-
	1,2-dibromoethane	mg/kg	0.01		-	-	-	-	-	-	-
	1,2-dichloroethane	mg/kg	0.005	29	-	-	-	-	-	-	-
	1,2-dichloropropane	mg/kg	0.01		-	-	-	-	-	-	-
	1,3,5-trimethylbenzene	mg/kg	0.008		-	-	-	-	-	-	-
	1,3-dichloropropane	mg/kg	0.007		-	-	-	-	-	-	-
	2,2-dichloropropane	mg/kg	0.01		-	-	-	-	-	-	-
	2-chlorotoluene	mg/kg	0.009		-	-	-	-	-	-	-
	4-chlorotoluene	mg/kg	0.01		-	-	-	-	-	-	-
	Bromobenzene	mg/kg	0.01		-	-	-	-	-	-	-
	Bromochloromethane	mg/kg	0.01		-	-	-	-	-	-	-
	Bromodichloromethane	mg/kg	0.007		-	-	-	-	-	-	-
	Bromoform	mg/kg	0.01		-	-	-	-	-	-	-
	Bromomethane	mg/kg	0.01		-	-	-	-	-	-	-
	Carbon disulfide	mg/kg	0.007	11000	-	-	-	-	-	-	-
	Carbon tetrachloride	mg/kg	0.01	890	-	-	-	-	-	-	-
	Chlorodibromomethane	mg/kg	0.01		-	-	-	-	-	-	-
	Chloroethane	mg/kg	0.01		-	-	-	-	-	-	-
	Chloroform	mg/kg	0.008	2500	-	-	-	-	-	-	-
	Chloromethane	mg/kg	0.007		-	-	-	-	-	-	-
	cis-1,2-dichloroethene	mg/kg	0.006		-	-	-	-	-	-	-
	Dibromomethane	mg/kg	0.009		-	-	-	-	-	-	-
	Dichlorodifluoromethane	mg/kg	0.006		-	-	-	-	-	-	-
	Dichloromethane	mg/kg	0.01		-	-	-	-	-	-	-
	Isopropylbenzene	mg/kg	0.005		-	-	-	-	-	-	-
	n-butylbenzene	mg/kg	0.011		-	-	-	-	-	-	-
	n-propylbenzene	mg/kg	0.01		-	-	-	-	-	-	-
	p-isopropyltoluene	mg/kg	0.01		-	-	-	-	-	-	-
	sec-butylbenzene	mg/kg	0.01		-	-	-	-	-	-	-
	Trichloroethene	mg/kg	0.009	120	-	-	-	-	-	-	-
	tert-butylbenzene	mg/kg	0.014		-	-	-	-	-	-	-
	Tetrachloroethene	mg/kg	0.005	1400	-	-	-	-	-	-	-
	trans-1,2-dichloroethene	mg/kg	0.01		-	-	-	-	-	-	-
	Trichlorofluoromethane	mg/kg	0.006		-	-	-	-	-	-	-
	Vinyl chloride	mg/kg	0.006	3.5	-	-	-	-	-	-	-
	tert-Amyl methyl ether	mg/kg	0.01		-	-	-	-	-	-	-
VOC/SVOC	1,2,3-trichlorobenzene	mg/kg	0.02	1800	-	-	-	-	-	-	-
	1,2,4-trichlorobenzene	mg/kg	0.02	15000	-	-	-	-	-	-	-
	1,2-dichlorobenzene	mg/kg	0.01	90000	-	-	-	-	-	-	-
	1,3,5-Trichlorobenzene	mg/kg	0.02	1700	-	-	-	-	-	-	-
	1,3-dichlorobenzene	mg/kg	0.008	300	-	-	-	-	-	-	-
	1,4-dichlorobenzene	mg/kg	0.005	17000	-	-	-	-	-	-	-

				Location Code	BH05003	BH05004	BH05004	BH05004	BH05005	BH05005	BH05005
				Sample Depth Range	20.6-20.7	0.05-0.15	0.05-0.15	19.2-19.3	0.05-0.15	16.2-16.65	21.7-22.15
				Sampled Date Time	22/08/2019	05/08/2019	28/08/2019	08/08/2019	09/08/2019	13/08/2019	19/08/2019
Chem Group	ChemName	output unit	EQL	LQM S4UL Public Open Space (POS) Residential - 1% SOM (GAC)							
	Chlorobenzene	mg/kg	0.005	11000	-	-	-	-	-	-	-
	Hexachlorobutadiene	mg/kg	0.02	25	-	-	-	-	-	-	-
SVOC	4-bromophenyl phenyl ether	mg/kg	0.1		-	-	-	-	-	-	-
	4-nitroaniline	mg/kg	0.1		-	-	-	-	-	-	-
	4-nitrophenol	mg/kg	0.1		-	-	-	-	-	-	-
	2,4,5-trichlorophenol	mg/kg	0.1		-	-	-	-	-	-	-
	2,4,6-trichlorophenol	mg/kg	0.1		-	-	-	-	-	-	-
	2,4-dichlorophenol	mg/kg	0.1		-	-	-	-	-	-	-
	2,4-dimethylphenol	mg/kg	0.1		-	-	-	-	-	-	-
	2,4-dinitrotoluene	mg/kg	0.1		-	<1	<1	-	<1	-	-
	2,6-dinitrotoluene	mg/kg	0.1		-	<1	<1	-	<1	-	-
	2-chloronaphthalene	mg/kg	0.1		-	-	-	-	-	-	-
	2-chlorophenol	mg/kg	0.1		-	-	-	-	-	-	-
	2-methylnaphthalene	mg/kg	0.1		-	-	-	-	-	-	-
	2-methylphenol	mg/kg	0.1		-	-	-	-	-	-	-
	2-nitroaniline	mg/kg	0.1		-	-	-	-	-	-	-
	2-nitrophenol	mg/kg	0.1		-	-	-	-	-	-	-
	3-nitroaniline	mg/kg	0.1		-	-	-	-	-	-	-
	4-chloro-3-methylphenol	mg/kg	0.1		-	-	-	-	-	-	-
	4-chloroaniline	mg/kg	0.1		-	-	-	-	-	-	-
	4-chlorophenyl phenyl ether	mg/kg	0.1		-	-	-	-	-	-	-
	4-methylphenol	mg/kg	0.1		-	-	-	-	-	-	-
	Azobenzene	mg/kg	0.1		-	-	-	-	-	-	-
	Bis(2-chloroethoxy) methane	mg/kg	0.1		-	-	-	-	-	-	-
	Bis(2-chloroethyl)ether	mg/kg	0.1		-	-	-	-	-	-	-
	Bis(2-chloroisopropyl) ether	mg/kg	0.1		-	-	-	-	-	-	-
	Bis(2-ethylhexyl) phthalate	mg/kg	0.1		-	-	-	-	-	-	-
	Butyl benzyl phthalate	mg/kg	0.1		-	-	-	-	-	-	-
	Carbazole	mg/kg	0.1		-	-	-	-	-	-	-
	Dibenzofuran	mg/kg	0.1		-	-	-	-	-	-	-
	Diethylphthalate	mg/kg	0.1		-	-	-	-	-	-	-
	Dimethyl phthalate	mg/kg	0.1		-	-	-	-	-	-	-
	Di-n-butyl phthalate	mg/kg	0.1		-	-	-	-	-	-	-
	Di-n-octyl phthalate	mg/kg	0.1		-	-	-	-	-	-	-
	Hexachlorobenzene	mg/kg	0.05	16	-	-	-	-	-	-	-
	Hexachlorocyclopentadiene	mg/kg	0.1		-	-	-	-	-	-	-
	Hexachloroethane	mg/kg	0.1		-	-	-	-	-	-	-
	Isophorone	mg/kg	0.1		-	-	-	-	-	-	-
	Nitrobenzene	mg/kg	0.1		-	-	-	-	-	-	-
	N-nitrosodi-n-propylamine	mg/kg	0.1		-	-	-	-	-	-	-
	Pentachloronitrobenzene	mg/kg	0.05		-	-	-	-	-	-	-
	Pentachlorophenol	mg/kg	0.1	60	-	-	-	-	-	-	-
PCB	Heptachlorobiphenyl, 2,3,3,4,4,5,5- (PCB 189)	mg/kg	0.003		-	-	-	-	-	-	-
	Hexachlorobiphenyl, 2,3,3,4,4,5- (PCB 156)	mg/kg	0.003		-	-	-	-	-	-	-
	Hexachlorobiphenyl, 2,3,3,4,4,5- (PCB 157)	mg/kg	0.003		-	-	-	-	-	-	-
	Hexachlorobiphenyl, 2,3,4,4,5,5- (PCB 167)	mg/kg	0.003		-	-	-	-	-	-	-
	Hexachlorobiphenyl, 3,3,4,4,5,5- (PCB 169)	mg/kg	0.003		-	-	-	-	-	-	-
	PCB 101	mg/kg	0.003		-	-	-	-	-	-	-
	PCB 118	mg/kg	0.003		-	-	-	-	-	-	-
	PCB 138	mg/kg	0.003		-	-	-	-	-	-	-
	PCB 153	mg/kg	0.003		-	-	-	-	-	-	-
	PCB 180	mg/kg	0.003		-	-	-	-	-	-	-
	PCB 28	mg/kg	0.003		-	-	-	-	-	-	-
	PCB 52	mg/kg	0.003		-	-	-	-	-	-	-
	Pentachlorobiphenyl, 2,3,3,4,4- (PCB 105)	mg/kg	0.003		-	-	-	-	-	-	-
	Pentachlorobiphenyl, 2,3,4,4,5- (PCB 114)	mg/kg	0.003		-	-	-	-	-	-	-
	Pentachlorobiphenyl, 2,3,4,4,5- (PCB 123)	mg/kg	0.003		-	-	-	-	-	-	-
	Pentachlorobiphenyl, 3,3,4,4,5- (PCB 126)	mg/kg	0.003		-	-	-	-	-	-	-
	Tetrachlorobiphenyl, 3,3,4,4- (PCB 77)	mg/kg	0.003		-	-	-	-	-	-	-
	Tetrachlorobiphenyl, 3,4,4,5- (PCB 81)	mg/kg	0.003		-	-	-	-	-	-	-
	Total PCB 7 Congeners	mg/kg	0.021		-	-	-	-	-	-	-
	Total PCB WHO 12	mg/kg	0.036		-	-	-	-	-	-	-
Phenolics	Xylenols	mg/kg	0.015		<0.015	<0.015	-	<0.015	<0.015	<0.015	<0.015
	Cresol Total	mg/kg	0.01		<0.01	0.0248	-	<0.01	0.0393	<0.01	<0.01
	Phenol	mg/kg	0.01	(dir)760[88]	<0.01	<0.01	-	<0.01	<0.01	<0.01	<0.01
	Phenols Monohydric	mg/kg	0.035		<0.035	<0.035	-	<0.035	<0.035	<0.035	<0.035
Organotins	Dibutyltin	mg/kg			-	-	-	-	-	-	-
	Monophenyltin	mg/kg			-	-	-	-	-	-	-
	Diphenyltin	mg/kg			-	-	-	-	-	-	-
	Monobutyltin	mg/kg			-	-	-	-	-	-	-
	Tetrabutyltin	mg/kg			-	-	-	-	-	-	-
	Tributyltin	mg/kg			-	-	-	-	-	-	-
	Triphenyltin	mg/kg			-	-	-	-	-	-	-
Pesticides	Heptachlor epoxide	mg/kg	0.05		-	-	-	-	-	-	-
	Tecnazene	mg/kg	0.05		-	-	-	-	-	-	-
	2,4,5-TP (Silvex)	mg/kg			-	-	-	-	-	-	-
	Hedonal	mg/kg			-	-	-	-	-	-	-

				Location_Code	BH05003	BH05004	BH05004	BH05004	BH05005	BH05005	BH05005
				Sample_Depth_Range	20.6-20.7	0.05-0.15	0.05-0.15	19.2-19.3	0.05-0.15	16.2-16.65	21.7-22.15
				Sampled_Date_Time	22/08/2019	05/08/2019	28/08/2019	08/08/2019	09/08/2019	13/08/2019	19/08/2019
				LQM S4UL Public Open Space (POS) Residential - 1% SOM (GAC)							
Chem_Group	**ChemName**	**output unit**	**EQL**								
	2,4-DDT	mg/kg	0.05		-	-	-	-	-	-	-
	2,4-Dichlorprop	mg/kg			-	-	-	-	-	-	-
	4-(2,4-Dichlorophenoxy)butyric Acid (2,4-DB)	mg/kg			-	-	-	-	-	-	-
	4,4-DDE	mg/kg	0.05		-	-	-	-	-	-	-
	a-BHC	mg/kg	0.05	24	-	-	-	-	-	-	-
	Aldrin	mg/kg	0.05	18	-	-	-	-	-	-	-
	Atrazine	mg/kg	0.05	1200	-	-	-	-	-	-	-
	Azinophos methyl	mg/kg	0.05		-	-	-	-	-	-	-
	b-BHC	mg/kg	0.05	8.1	-	-	-	-	-	-	-
	Bentazone	mg/kg			-	-	-	-	-	-	-
	Chlordane (cis)	mg/kg	0.05		-	-	-	-	-	-	-
	Chlordane (trans)	mg/kg	0.05		-	-	-	-	-	-	-
	Chlorfenvinphos	mg/kg	0.05		-	-	-	-	-	-	-
	Chlorotoluron	mg/kg			-	-	-	-	-	-	-
	Chlorpyrifos-methyl	mg/kg	0.05		-	-	-	-	-	-	-
	Cyanazine	mg/kg			-	-	-	-	-	-	-
	d-BHC	mg/kg	0.05		-	-	-	-	-	-	-
	DDD	mg/kg	0.05		-	-	-	-	-	-	-
	DDT	mg/kg	0.05		-	-	-	-	-	-	-
	Chlorothalonil	mg/kg	0.05		-	-	-	-	-	-	-
	Diazinon	mg/kg	0.05		-	-	-	-	-	-	-
	Dichlorvos	mg/kg	0.05	16	-	-	-	-	-	-	-
	Dieldrin	mg/kg	0.05	18	-	-	-	-	-	-	-
	Dimethoate	mg/kg	0.05		-	-	-	-	-	-	-
	Disulfoton	mg/kg	0.05		-	-	-	-	-	-	-
	Diuron	mg/kg			-	-	-	-	-	-	-
	Endosulfan I	mg/kg	0.05	1200	-	-	-	-	-	-	-
	Endosulfan II	mg/kg	0.05		-	-	-	-	-	-	-
	Endosulfan sulphate	mg/kg	0.05		-	-	-	-	-	-	-
	Endrin	mg/kg	0.05		-	-	-	-	-	-	-
	Fenitrothion	mg/kg	0.05		-	-	-	-	-	-	-
	Fenthion	mg/kg	0.05		-	-	-	-	-	-	-
	Fluroxypyr	mg/kg			-	-	-	-	-	-	-
	g-BHC (Lindane)	mg/kg	0.05	8.2	-	-	-	-	-	-	-
	Heptachlor	mg/kg	0.05		-	-	-	-	-	-	-
	Isodrin	mg/kg	0.05		-	-	-	-	-	-	-
	Isoproturon	mg/kg			-	-	-	-	-	-	-
	Linuron	mg/kg			-	-	-	-	-	-	-
	Malathion	mg/kg	0.05		-	-	-	-	-	-	-
	2-Methyl-4-chlorophenoxyacetic acid	mg/kg			-	-	-	-	-	-	-
	2-Methyl-4-Chlorophenoxy Butanoic Acid	mg/kg			-	-	-	-	-	-	-
	Mecoprop	mg/kg			-	-	-	-	-	-	-
	Methoxychlor	mg/kg	0.05		-	-	-	-	-	-	-
	Methyl parathion	mg/kg	0.05		-	-	-	-	-	-	-
	Mevinphos (Phosdrin)	mg/kg	0.05		-	-	-	-	-	-	-
	Nitroguanidine	mg/kg			-	<0.25	<0.25	-	<0.25	-	-
	o,p-DDD	mg/kg	0.05		-	-	-	-	-	-	-
	o,p'-DDE	mg/kg	0.05		-	-	-	-	-	-	-
	o,p-Methoxychlor	mg/kg	0.05		-	-	-	-	-	-	-
	Parathion	mg/kg	0.05		-	-	-	-	-	-	-
	Pendimethalin	mg/kg	0.05		-	-	-	-	-	-	-
	Permethrin	mg/kg	0.05		-	-	-	-	-	-	-

				Location Code	BH05003	BH05004	BH05004	BH05004	BH05005	BH05005	BH05005
				Sample Depth Range	20.6-20.7	0.05-0.15	0.05-0.15	19.2-19.3	0.05-0.15	16.2-16.65	21.7-22.15
				Sampled Date Time	22/08/2019	05/08/2019	28/08/2019	08/08/2019	09/08/2019	13/08/2019	19/08/2019
			LQM S4UL Public Open Space (POS) Residential - 1% SOM (GAC)								
Chem Group	**ChemName**	**output unit**	**EQL**								
	Permethrin II	mg/kg	0.05		-	-	-	-	-	-	-
	Phorate	mg/kg	0.05		-	-	-	-	-	-	-
	Prometryn	mg/kg	0.05		-	-	-	-	-	-	-
	Pronamide	mg/kg	0.05		-	-	-	-	-	-	-
	Propazine	mg/kg	0.05		-	-	-	-	-	-	-
	Simazine	mg/kg	0.05		-	-	-	-	-	-	-
	Terbutryn	mg/kg	0.05		-	-	-	-	-	-	-
	Terbutylazine	mg/kg	0.05		-	-	-	-	-	-	-
	Triadimefon	mg/kg	0.05		-	-	-	-	-	-	-
	Triallate	mg/kg	0.05		-	-	-	-	-	-	-
	Tricloovr	mg/kg			-	-	-	-	-	-	-
	Trifluralin	mg/kg	0.05		-	-	-	-	-	-	-
	Telodrin	mg/kg	0.05		-	-	-	-	-	-	-
Radionuclides	Caesium-137	Bq/kg	1.4		-	-	-	-	-	-	-
	Protactinium-234m	Bq/kg	140		-	-	-	-	-	-	-
	Americium-241	Bq/g	0.0022		-	-	-	-	-	-	-
	Beryllium-7	Bq/g	0.016		-	-	-	-	-	-	-
	Cobalt-60	Bq/g	0.0015		-	-	-	-	-	-	-
	Gross alpha	Bq/kg	54		-	-	-	-	-	-	-
	Gross beta	Bq/kg	87		-	-	-	-	-	-	-
	Lead-210	Bq/kg	22		-	-	-	-	-	-	-
	Potassium-40	Bq/kg	2		-	-	-	-	-	-	-
	Radium -224	Bq/g	0.022		-	-	-	-	-	-	-
	Radium-226	Bq/g	0.0005		-	-	-	-	-	-	-
	Thorium-228	Bq/g	0.0005		-	-	-	-	-	-	-
	Thorium-230	Bq/g	0.0005		-	-	-	-	-	-	-
	Thorium-232	Bq/g	0.0005		-	-	-	-	-	-	-
	Thorium-234	Bq/g	0.025		-	-	-	-	-	-	-
	Uranium-234	Bq/g	0.0005		-	-	-	-	-	-	-
	Uranium-235	Bq/g	0.0005		-	-	-	-	-	-	-
SVOC TIC	SVOC TICS - Detect	Detect			-	-	-	-	-	-	-
	SVOC Tentatively Identified Compounds	mg/kg	0.1		-	-	-	-	-	-	-
VOC TIC	VOC Tentatively Identified Compounds	mg/kg	0.05		-	-	-	-	-	-	-
Explosives	2,2,4,4,6,6-Hexanitrostilbene	mg/kg			-	<0.5	<0.5	-	<0.5	-	-
	2,4,6-Trinitrotoluene (TNT)	mg/kg		130	-	<0.1	<0.1	-	<0.1	-	-
	2,4,6-trinitroohenyl	mg/kg			-	<0.1	<0.1	-	<0.1	-	-
	HMX	mg/kg		13000	-	<2	<2	-	<2	-	-
	Ethylene glycol dinitrate	mg/kg			-	<1	<1	-	<1	-	-
	Nitrocellulose (12% N)	mg/kg			-	<5000	<5000	-	<5000	-	-
	Nitroglycerine	mg/kg			-	<1	<1	-	<1	-	-
	PETN	mg/kg			-	<5	<5	-	<5	-	-
	RDX	mg/kg		26000	-	<2	<2	-	<2	-	-
	Tetryl	mg/kg			-	<1	<1	-	<1	-	-
NA	Actinium-228	Bq/kg	2		-	-	-	-	-	-	-
	Caesium-134	Bq/kg	1.7		-	-	-	-	-	-	-
	Bismuth-212	Bq/kg	19		-	-	-	-	-	-	-
	Bismuth-214	Bq/kg	2		-	-	-	-	-	-	-
	Lead-212	Bq/kg	2		-	-	-	-	-	-	-
	Lead-214	Bq/kg	2		-	-	-	-	-	-	-
	Thallium-208	Bq/kg	2		-	-	-	-	-	-	-
Other	Temperature	°C			20.4	23.7	-	19.4	-	21	19.4
	Conductivity @ 20oC	uS/cm	14		141 - 150	93.4 - 102	-	200 - 204	-	232	201 - 213
	Organic Matter	%	0.35		-	-	-	-	-	-	-
	Moisture Content (dried @35oC)	%			25	19	18	19	24	3.7	26
	pH (Lab)	pH Units	1		8 - 8.84	6.25 - 7.12	-	7.99 - 9.02	6.88	7.38 - 8.58	7.57 - 8.8
	Total Organic Carbon	%	0.2		<0.2	6.79	-	<0.2	3.3	<0.2	<0.2

Environmental Standards Comments
#1:GAC is only presented as speciated chromium. 7.7mg/kg is used for hexavalent. If hexavalent chromium (CrVI) data is available, a value of 1,500mg/kg may be appropriate for the remaining trivalent chromium (CrIII).
#2:C4SL for lead adopted
#3:GAC only presented as speciated mercury. 16mg/kg is used for elemental mercury. If the CSM indicates that elemental mercury is not a CoC and mercury is present in an inorganic form, a value of 120mg/kg for inorganic mercury may be appropriate
#4:Updated S4UL for nickel
#5:S4UL exceeds solubility saturation limit
#6:Criteria derived for Ali>C16-C35 split between Ali>C16-21 & Ali>C21-35. Requires summation of fractions to use Ali>C16-C35 criteria.
#7:Criteria presented is for p-xylene. A separate value is presented for o-xylene.
#8:S4UL based on a threshold protective of direct skin contact with phenol

Key

<0.6	Result MDL exceeds GAC
27.8	Result exceeds GAC

Notes
Where a range is given a determinand has been analysed for by more than one method

				Location Code	BH05006	BH05006	BH05006	BH05006	BH05006	BH05002
				Sample Depth Range	0.05-0.15	0.05-0.15	14.2-14.5	21.7-22	9.7-10	0-0
				Sampled Date Time	06/08/2019	28/08/2019	07/08/2019	09/08/2019	07/08/2019	18/10/2019
				LQM S4UL Public Open Space (POS) Residential - 1% SOM (GAC)						
Chem Group	**ChemName**	**output unit**	**EQL**							
Metals	Antimony	mg/kg	0.6		-	-	-	-	-	-
	Arsenic	mg/kg	0.6	79	23.3	-	2.52	1.66	14.8	12.9
	Barium	mg/kg	0.6	-	-	-	-	-	-	107
	Beryllium	mg/kg	0.01	2.2	-	-	-	-	-	1.14
	Boron	mg/kg	1	21000	3.88	-	<1	<1	13.1	2.91
	Cadmium	mg/kg	0.02	120	<0.02	-	0.039	0.246	0.189	0.162
	Chromium (hexavalent)	mg/kg	0.6	7.7	<0.6	-	<0.6	<0.6	<0.6	-
	Chromium	mg/kg	0.9	#1	37.7	-	4.57	2.56	30.8	23.8
	Copper	mg/kg	1.4	12000	17.6	-	2.62	<1.4	14.8	28.5
	Lead	mg/kg	0.7	630#2	36.5	-	1.33	<0.7	11.5	46.1
	Mercury	mg/kg	0.14	#3	<0.14	-	<0.14	<0.14	<0.14	<0.14
	Molybdenum	mg/kg	0.1		-	-	-	-	-	-
	Nickel	mg/kg	0.2	230#4	31.1	-	3.25	2.79	28.1	24.5
	Selenium	mg/kg	1	1100	<1	-	<1	<1	<1	<1
	Vanadium	mg/kg	0.2	2000	-	-	-	-	-	51.1
	Zinc	mg/kg	1.9	81000	111	-	3.31	13.3	90.5	95.6
Asbestos	Anthophyllite	Detect			0	0	0	0	0	-
	Asbestos Analysts Comments	-			-	-	-	-	-	-
	Asbestos PCOM Quantification	%	0.001		-	-	-	-	-	-
	Asbestos Quantification Total	%	0.001		-	-	-	-	-	-
	Asbestos: Actinolite	Detect			0	0	0	0	0	-
	Additional Asbestos Components (Using TM048)	Comment			-	-	-	-	-	-
	Crocidolite Asbestos	Detect			0	0	0	0	0	-
	Asbestos Gravimetric Quantification	%	0.001		-	-	-	-	-	-
	Chrysotile Asbestos	Detect			0	0	0	0	0	-
	Amosite Asbestos	Detect			0	0	0	0	0	-
	Non-Asbestos Fibre	Detect			1	0	0	0	0	-
	Tremolite	Detect			0	0	0	0	0	-
Inorganics	Alkalinity (total) as CaCO3	mg/kg	10		-	-	-	-	-	461
	Ammoniacal Nitrogen as N	mg/kg	12		-	-	-	-	-	-
	Cyanide (Free)	mg/kg	1		<1	-	<1	<1	<1	-
	Cyanide Total	mg/kg	1		<1	-	<1	<1	<1	-
	cyanides-complex	mg/kg	1		<1	-	<1	<1	<1	-
	Nitrite (as N)	mg/kg	0.03		-	-	-	-	-	0.368
	Sulphate	mg/kg	200		-	-	-	-	-	1300
PAH	Naphthalene	mg/kg	0.009	4900	<0.009	-	<0.009	<0.009	<0.009	-
	Acenaphthene	mg/kg	0.008	15000	<0.008	-	<0.008	<0.008	<0.008	-
	Acenaphthylene	mg/kg	0.012	15000	<0.012	-	<0.012	<0.012	<0.012	-
	Fluoranthene	mg/kg	0.017	3100	0.0924	-	<0.017	<0.017	<0.017	-
	Anthracene	mg/kg	0.016	74000	<0.016	-	<0.016	<0.016	<0.016	-
	Phenanthrene	mg/kg	0.015	3100	0.0356	-	<0.015	<0.015	<0.015	-
	Fluorene	mg/kg	0.01	9900	<0.01	-	<0.01	<0.01	<0.01	-
	Chrysene	mg/kg	0.01	57	0.0386	-	<0.01	<0.01	<0.01	-
	Pyrene	mg/kg	0.015	7400	0.0754	-	<0.015	<0.015	<0.015	-
	Benzo(a)anthracene	mg/kg	0.014	29	0.0349	-	<0.014	<0.014	<0.014	-
	Benzo(b)fluoranthene	mg/kg	0.015	7.1	0.0447	-	<0.015	<0.015	<0.015	-
	Benzo(k)fluoranthene	mg/kg	0.014	190	0.0192	-	<0.014	<0.014	<0.014	-
	Benzo(a)pyrene	mg/kg	0.015	5.7	0.0368	-	<0.015	<0.015	<0.015	-
	Dibenz(a,h)anthracene	mg/kg	0.023	0.57	<0.023	-	<0.023	<0.023	<0.023	-
	Benzo(g,h,i)perylene	mg/kg	0.024	640	0.0326	-	<0.024	<0.024	<0.024	-
	Indeno(1,2,3-c,d)pyrene	mg/kg	0.018	82	0.0322	-	<0.018	<0.018	<0.018	-
	PAH 16 Total	mg/kg	0.118		0.442	-	<0.118	<0.118	<0.118	-
TPH CWG	>C5-C6 Aliphatics	mg/kg	0.01	(sol)570000#5	-	-	-	-	-	-
	>C6-C8 Aliphatics	mg/kg	0.01	600000	-	-	-	-	-	-
	>C10-C44 Aliphatics	mg/kg	5		-	-	-	-	-	-
	>C10-C44 Aliphatics/Aromatics	mg/kg	10		-	-	-	-	-	-
	>C8-C10 Aliphatics	mg/kg	0.01	13000	-	-	-	-	-	-
	>C10-C12 Aliphatics	mg/kg	0.01	13000	-	-	-	-	-	-
	>C12-C16 Aliphatics	mg/kg	0.1	13000	-	-	-	-	-	-
	>C16-C21 Aliphatics	mg/kg	0.1	125000#6	-	-	-	-	-	-
	>C21-C35 Aliphatics	mg/kg	0.1	125000#6	-	-	-	-	-	-
	>C35-C44 Aliphatics	mg/kg	0.1	250000	-	-	-	-	-	-
	>C5-C10 Aliphatics	mg/kg	0.05		-	-	-	-	-	-
	Total Aliphatics >C12-C44	mg/kg	0.1		-	-	-	-	-	-
	>EC5-EC10 Aromatics	mg/kg	0.05		-	-	-	-	-	-
	>EC6-EC7 Aromatics	mg/kg	0.01		-	-	-	-	-	-
	>EC7-EC8 Aromatics	mg/kg	0.01	56000	-	-	-	-	-	-
	>EC8-EC10 Aromatics	mg/kg	0.01	5000	-	-	-	-	-	-
	>EC10-EC12 Aromatics	mg/kg	0.01	5000	-	-	-	-	-	-
	>EC10-EC44 Aromatics	mg/kg	5		-	-	-	-	-	-
	>EC12-EC16 Aromatics	mg/kg	0.1	5100	-	-	-	-	-	-
	>EC16-EC21 Aromatics	mg/kg	0.1	3800	-	-	-	-	-	-
	>EC21-EC35 Aromatics	mg/kg	0.1	3800	-	-	-	-	-	-
	>EC35-EC44 Aromatics	mg/kg	0.1	3800	-	-	-	-	-	-
	>EC40-EC44 Aromatics	mg/kg	0.1		-	-	-	-	-	-
	>EC12-EC44 Aromatics	mg/kg	0.1		-	-	-	-	-	-
	TPH Aliphatics & Aromatics >C5-44	mg/kg	0.1		-	-	-	-	-	-
TPH	>C5-C6	mg/kg	0.02		<0.02	-	<0.02	<0.02	<0.02	-

				Location Code	BH05006	BH05006	BH05006	BH05006	BH05006	BH05002
				Sample Depth Range	0.05-0.15	0.05-0.15	14.2-14.5	21.7-22	9.7-10	0-0
				Sampled Date Time	06/08/2019	28/08/2019	07/08/2019	09/08/2019	07/08/2019	18/10/2019
				LQM S4UL Public Open Space (POS) Residential - 1% SOM (GAC)						
Chem_Group	**ChemName**	**output unit**	**EQL**							
	>C6-C7	mg/kg	0.02		<0.02	-	<0.02	<0.02	<0.02	-
	>C7-C8	mg/kg	0.02		<0.02	-	<0.02	<0.02	<0.02	-
	>C8-C10	mg/kg	0.02		<0.02	-	<0.02	<0.02	<0.02	-
	>C10-C12	mg/kg	0.02		<0.02	-	<0.02	<0.02	<0.02	-
	>C12-C16	mg/kg	35		<35	-	<35	<35	<35	-
	>C16-C21	mg/kg	35		<35	-	<35	<35	<35	-
	>C21-C28	mg/kg	35		<35	-	<35	<35	<35	-
	>C28-C35	mg/kg	35		<35	-	<35	<35	<35	-
	>C35-C40	mg/kg	35		<35	-	<35	<35	<35	-
	GRO >C5-10	mg/kg	0.02		-	-	-	-	-	-
	TPH >C6-C40	mg/kg	10		-	-	-	-	-	178
	EPH>C5-40	mg/kg	35		41.4	-	<35	<35	<35	-
	EPH >C10-40	mg/kg	35		41.4	-	<35	<35	<35	-
	GRO >C5-12	mg/kg	0.1		<0.1	-	<0.1	<0.1	<0.1	-
	Total Petroleum Hydrocarbons	mg/kg	35		-	-	-	-	-	-
BTEX and MTBE	Benzene	mg/kg	0.009	72	<0.009	-	<0.009	<0.009	<0.009	-
	Toluene	mg/kg	0.007	56000	<0.007	-	<0.007	<0.007	<0.007	-
	Ethylbenzene	mg/kg	0.004	24000	<0.004	-	<0.004	<0.004	<0.004	-
	Xylene (m & p)	mg/kg	0.01	41000[#7]	<0.01	-	<0.01	<0.01	<0.01	-
	Xylene (o)	mg/kg	0.01	41000	<0.01	-	<0.01	<0.01	<0.01	-
	Xylene Total	mg/kg	0.02		-	-	-	-	-	-
	MTBE	mg/kg	0.01		<0.01	-	<0.01	<0.01	<0.01	-
	Total BTEX	mg/kg	0.04		<0.04	-	<0.04	<0.04	<0.04	-
VOC	Styrene	mg/kg	0.01		-	-	-	-	-	-
	cis-1,3-dichloropropene	mg/kg	0.01		-	-	-	-	-	-
	trans-1,3-dichloropropene	mg/kg	0.01		-	-	-	-	-	-
	1,1,1,2-tetrachloroethane	mg/kg	0.01	1400	-	-	-	-	-	-
	1,1,1-trichloroethane	mg/kg	0.007	140000	-	-	-	-	-	-
	1,1,2,2-tetrachloroethane	mg/kg	0.01	1400	-	-	-	-	-	-
	1,1,2-trichloroethane	mg/kg	0.01		-	-	-	-	-	-
	1,1-dichloroethane	mg/kg	0.008		-	-	-	-	-	-
	1,1-dichloroethene	mg/kg	0.01		-	-	-	-	-	-
	1,1-dichloropropene	mg/kg	0.01		-	-	-	-	-	-
	1,2,3-trichloropropane	mg/kg	0.016		-	-	-	-	-	-
	1,2,4-trimethylbenzene	mg/kg	0.009		-	-	-	-	-	-
	1,2-dibromo-3-chloropropane	mg/kg	0.014		-	-	-	-	-	-
	1,2-dibromoethane	mg/kg	0.01		-	-	-	-	-	-
	1,2-dichloroethane	mg/kg	0.005	29	-	-	-	-	-	-
	1,2-dichloropropane	mg/kg	0.01		-	-	-	-	-	-
	1,3,5-trimethylbenzene	mg/kg	0.008		-	-	-	-	-	-
	1,3-dichloropropane	mg/kg	0.007		-	-	-	-	-	-
	2,2-dichloropropane	mg/kg	0.01		-	-	-	-	-	-
	2-chlorotoluene	mg/kg	0.009		-	-	-	-	-	-
	4-chlorotoluene	mg/kg	0.01		-	-	-	-	-	-
	Bromobenzene	mg/kg	0.01		-	-	-	-	-	-
	Bromochloromethane	mg/kg	0.01		-	-	-	-	-	-
	Bromodichloromethane	mg/kg	0.007		-	-	-	-	-	-
	Bromoform	mg/kg	0.01		-	-	-	-	-	-
	Bromomethane	mg/kg	0.01		-	-	-	-	-	-
	Carbon disulfide	mg/kg	0.007	11000	-	-	-	-	-	-
	Carbon tetrachloride	mg/kg	0.01	890	-	-	-	-	-	-
	Chlorodibromomethane	mg/kg	0.01		-	-	-	-	-	-
	Chloroethane	mg/kg	0.01		-	-	-	-	-	-
	Chloroform	mg/kg	0.008	2500	-	-	-	-	-	-
	Chloromethane	mg/kg	0.007		-	-	-	-	-	-
	cis-1,2-dichloroethene	mg/kg	0.006		-	-	-	-	-	-
	Dibromomethane	mg/kg	0.009		-	-	-	-	-	-
	Dichlorodifluoromethane	mg/kg	0.006		-	-	-	-	-	-
	Dichloromethane	mg/kg	0.01		-	-	-	-	-	-
	Isopropylbenzene	mg/kg	0.005		-	-	-	-	-	-
	n-butylbenzene	mg/kg	0.011		-	-	-	-	-	-
	n-propylbenzene	mg/kg	0.01		-	-	-	-	-	-
	p-isopropyltoluene	mg/kg	0.01		-	-	-	-	-	-
	sec-butylbenzene	mg/kg	0.01		-	-	-	-	-	-
	Trichloroethene	mg/kg	0.009	120	-	-	-	-	-	-
	tert-butylbenzene	mg/kg	0.014		-	-	-	-	-	-
	Tetrachloroethene	mg/kg	0.005	1400	-	-	-	-	-	-
	trans-1,2-dichloroethene	mg/kg	0.01		-	-	-	-	-	-
	Trichlorofluoromethane	mg/kg	0.006		-	-	-	-	-	-
	Vinyl chloride	mg/kg	0.006	3.5	-	-	-	-	-	-
	tert-Amyl methyl ether	mg/kg	0.01		-	-	-	-	-	-
VOC/SVOC	1,2,3-trichlorobenzene	mg/kg	0.02	1800	-	-	-	-	-	-
	1,2,4-trichlorobenzene	mg/kg	0.02	15000	-	-	-	-	-	-
	1,2-dichlorobenzene	mg/kg	0.01	90000	-	-	-	-	-	-
	1,3,5-Trichlorobenzene	mg/kg	0.02	1700	-	-	-	-	-	-
	1,3-dichlorobenzene	mg/kg	0.008	300	-	-	-	-	-	-
	1,4-dichlorobenzene	mg/kg	0.005	17000	-	-	-	-	-	-

				Location Code	BH05006	BH05006	BH05006	BH05006	BH05006	BH05002
				Sample Depth Range	0.05-0.15	0.05-0.15	14.2-14.5	21.7-22	9.7-10	0-0
				Sampled Date Time	06/08/2019	28/08/2019	07/08/2019	09/08/2019	07/08/2019	18/10/2019
				LQM S4UL Public Open Space (POS) Residential - 1% SOM (GAC)						
Chem_Group	**ChemName**	**output unit**	**EQL**							
	Chlorobenzene	mg/kg	0.005	11000	-	-	-	-	-	-
	Hexachlorobutadiene	mg/kg	0.02	25	-	-	-	-	-	-
SVOC	4-bromophenyl phenyl ether	mg/kg	0.1		-	-	-	-	-	-
	4-nitroaniline	mg/kg	0.1		-	-	-	-	-	-
	4-nitrophenol	mg/kg	0.1		-	-	-	-	-	-
	2,4,5-trichlorophenol	mg/kg	0.1		-	-	-	-	-	-
	2,4,6-trichlorophenol	mg/kg	0.1		-	-	-	-	-	-
	2,4-dichlorophenol	mg/kg	0.1		-	-	-	-	-	-
	2,4-dimethylphenol	mg/kg	0.1		-	-	-	-	-	-
	2,4-dinitrotoluene	mg/kg	0.1		<1	<1	-	-	-	-
	2,6-dinitrotoluene	mg/kg	0.1		<1	<1	-	-	-	-
	2-chloronaphthalene	mg/kg	0.1		-	-	-	-	-	-
	2-chlorophenol	mg/kg	0.1		-	-	-	-	-	-
	2-methylnaphthalene	mg/kg	0.1		-	-	-	-	-	-
	2-methylphenol	mg/kg	0.1		-	-	-	-	-	-
	2-nitroaniline	mg/kg	0.1		-	-	-	-	-	-
	2-nitrophenol	mg/kg	0.1		-	-	-	-	-	-
	3-nitroaniline	mg/kg	0.1		-	-	-	-	-	-
	4-chloro-3-methylphenol	mg/kg	0.1		-	-	-	-	-	-
	4-chloroaniline	mg/kg	0.1		-	-	-	-	-	-
	4-chlorophenyl phenyl ether	mg/kg	0.1		-	-	-	-	-	-
	4-methylphenol	mg/kg	0.1		-	-	-	-	-	-
	Azobenzene	mg/kg	0.1		-	-	-	-	-	-
	Bis(2-chloroethoxy) methane	mg/kg	0.1		-	-	-	-	-	-
	Bis(2-chloroethyl)ether	mg/kg	0.1		-	-	-	-	-	-
	Bis(2-chloroisopropyl) ether	mg/kg	0.1		-	-	-	-	-	-
	Bis(2-ethylhexyl) phthalate	mg/kg	0.1		-	-	-	-	-	-
	Butyl benzyl phthalate	mg/kg	0.1		-	-	-	-	-	-
	Carbazole	mg/kg	0.1		-	-	-	-	-	-
	Dibenzofuran	mg/kg	0.1		-	-	-	-	-	-
	Diethylphthalate	mg/kg	0.1		-	-	-	-	-	-
	Dimethyl phthalate	mg/kg	0.1		-	-	-	-	-	-
	Di-n-butyl phthalate	mg/kg	0.1		-	-	-	-	-	-
	Di-n-octyl phthalate	mg/kg	0.1		-	-	-	-	-	-
	Hexachlorobenzene	mg/kg	0.05	16	-	-	-	-	-	-
	Hexachlorocyclopentadiene	mg/kg	0.1		-	-	-	-	-	-
	Hexachloroethane	mg/kg	0.1		-	-	-	-	-	-
	Isophorone	mg/kg	0.1		-	-	-	-	-	-
	Nitrobenzene	mg/kg	0.1		-	-	-	-	-	-
	N-nitrosodi-n-propylamine	mg/kg	0.1		-	-	-	-	-	-
	Pentachloronitrobenzene	mg/kg	0.05		-	-	-	-	-	-
	Pentachlorophenol	mg/kg	0.1	60	-	-	-	-	-	-
PCB	Heptachlorobiphenyl, 2,3,3,4,4,5,5- (PCB 189)	mg/kg	0.003		-	-	-	-	-	-
	Hexachlorobiphenyl, 2,3,3,4,4,5- (PCB 156)	mg/kg	0.003		-	-	-	-	-	-
	Hexachlorobiphenyl, 2,3,3,4,4,5- (PCB 157)	mg/kg	0.003		-	-	-	-	-	-
	Hexachlorobiphenyl, 2,3,4,4,5,5- (PCB 167)	mg/kg	0.003		-	-	-	-	-	-
	Hexachlorobiphenyl, 3,3,4,4,5,5- (PCB 169)	mg/kg	0.003		-	-	-	-	-	-
	PCB 101	mg/kg	0.003		-	-	-	-	-	-
	PCB 118	mg/kg	0.003		-	-	-	-	-	-
	PCB 138	mg/kg	0.003		-	-	-	-	-	-
	PCB 153	mg/kg	0.003		-	-	-	-	-	-
	PCB 180	mg/kg	0.003		-	-	-	-	-	-
	PCB 28	mg/kg	0.003		-	-	-	-	-	-
	PCB 52	mg/kg	0.003		-	-	-	-	-	-
	Pentachlorobiphenyl, 2,3,3,4,4- (PCB 105)	mg/kg	0.003		-	-	-	-	-	-
	Pentachlorobiphenyl, 2,3,4,4,5- (PCB 114)	mg/kg	0.003		-	-	-	-	-	-
	Pentachlorobiphenyl, 2,3,4,4,5- (PCB 123)	mg/kg	0.003		-	-	-	-	-	-
	Pentachlorobiphenyl, 3,3,4,4,5- (PCB 126)	mg/kg	0.003		-	-	-	-	-	-
	Tetrachlorobiphenyl, 3,3,4,4- (PCB 77)	mg/kg	0.003		-	-	-	-	-	-
	Tetrachlorobiphenyl, 3,4,4,5- (PCB 81)	mg/kg	0.003		-	-	-	-	-	-
	Total PCB 7 Congeners	mg/kg	0.021		-	-	-	-	-	-
	Total PCB WHO 12	mg/kg	0.036		-	-	-	-	-	-
Phenolics	Xylenols	mg/kg	0.015		<0.015	-	<0.015	<0.015	<0.015	-
	Cresol Total	mg/kg	0.01		0.0133	-	<0.01	<0.01	<0.01	-
	Phenol	mg/kg	0.01	(dir)760[#8]	<0.01	-	<0.01	<0.01	<0.01	-
	Phenols Monohydric	mg/kg	0.035		<0.035	-	<0.035	<0.035	<0.035	-
Organotins	Dibutyltin	mg/kg			-	-	-	-	-	-
	Monophenyltin	mg/kg			-	-	-	-	-	-
	Diphenyltin	mg/kg			-	-	-	-	-	-
	Monobutyltin	mg/kg			-	-	-	-	-	-
	Tetrabutyltin	mg/kg			-	-	-	-	-	-
	Tributyltin	mg/kg			-	-	-	-	-	-
	Triphenyltin	mg/kg			-	-	-	-	-	-
Pesticides	Heptachlor epoxide	mg/kg	0.05		-	-	-	-	-	-
	Tecnazene	mg/kg	0.05		-	-	-	-	-	-
	2,4,5-TP (Silvex)	mg/kg			-	-	-	-	-	-
	Hedonal	mg/kg			-	-	-	-	-	-

				Location_Code	BH05006	BH05006	BH05006	BH05006	BH05006	BH05002
				Sample_Depth_Range	0.05-0.15	0.05-0.15	14.2-14.5	21.7-22	9.7-10	0-0
				Sampled_Date_Time	06/08/2019	28/08/2019	07/08/2019	09/08/2019	07/08/2019	18/10/2019
			LQM S4UL Public Open Space (POS) Residential - 1% SOM (GAC)							
Chem_Group	ChemName	output unit	EQL							
	2,4-DDT	mg/kg	0.05		-	-	-	-	-	-
	2,4-Dichlorprop	mg/kg			-	-	-	-	-	-
	4-(2,4-Dichlorophenoxy)butyric Acid (2,4-DB)	mg/kg			-	-	-	-	-	-
	4,4-DDE	mg/kg	0.05		-	-	-	-	-	-
	a-BHC	mg/kg	0.05	24	-	-	-	-	-	-
	Aldrin	mg/kg	0.05	18	-	-	-	-	-	-
	Atrazine	mg/kg	0.05	1200	-	-	-	-	-	-
	Azinophos methyl	mg/kg	0.05		-	-	-	-	-	-
	b-BHC	mg/kg	0.05	8.1	-	-	-	-	-	-
	Bentazone	mg/kg			-	-	-	-	-	-
	Chlordane (cis)	mg/kg	0.05		-	-	-	-	-	-
	Chlordane (trans)	mg/kg	0.05		-	-	-	-	-	-
	Chlorfenvinphos	mg/kg	0.05		-	-	-	-	-	-
	Chlorotoluron	mg/kg			-	-	-	-	-	-
	Chlorpyrifos-methyl	mg/kg	0.05		-	-	-	-	-	-
	Cyanazine	mg/kg			-	-	-	-	-	-
	d-BHC	mg/kg	0.05		-	-	-	-	-	-
	DDD	mg/kg	0.05		-	-	-	-	-	-
	DDT	mg/kg	0.05		-	-	-	-	-	-
	Chlorothalonil	mg/kg	0.05		-	-	-	-	-	-
	Diazinon	mg/kg	0.05		-	-	-	-	-	-
	Dichlorvos	mg/kg	0.05	16	-	-	-	-	-	-
	Dieldrin	mg/kg	0.05	18	-	-	-	-	-	-
	Dimethoate	mg/kg	0.05		-	-	-	-	-	-
	Disulfoton	mg/kg	0.05		-	-	-	-	-	-
	Diuron	mg/kg			-	-	-	-	-	-
	Endosulfan I	mg/kg	0.05	1200	-	-	-	-	-	-
	Endosulfan II	mg/kg	0.05		-	-	-	-	-	-
	Endosulfan sulphate	mg/kg	0.05		-	-	-	-	-	-
	Endrin	mg/kg	0.05		-	-	-	-	-	-
	Fenitrothion	mg/kg	0.05		-	-	-	-	-	-
	Fenthion	mg/kg	0.05		-	-	-	-	-	-
	Fluroxypyr	mg/kg			-	-	-	-	-	-
	g-BHC (Lindane)	mg/kg	0.05	8.2	-	-	-	-	-	-
	Heptachlor	mg/kg	0.05		-	-	-	-	-	-
	Isodrin	mg/kg	0.05		-	-	-	-	-	-
	Isoproturon	mg/kg			-	-	-	-	-	-
	Linuron	mg/kg			-	-	-	-	-	-
	Malathion	mg/kg	0.05		-	-	-	-	-	-
	2-Methyl-4-chlorophenoxyacetic acid	mg/kg			-	-	-	-	-	-
	2-Methyl-4-Chlorophenoxy Butanoic Acid	mg/kg			-	-	-	-	-	-
	Mecoprop	mg/kg			-	-	-	-	-	-
	Methoxychlor	mg/kg	0.05		-	-	-	-	-	-
	Methyl parathion	mg/kg	0.05		-	-	-	-	-	-
	Mevinphos (Phosdrin)	mg/kg	0.05		-	-	-	-	-	-
	Nitroguanidine	mg/kg			<0.25	<0.25	-	-	-	-
	o,p-DDD	mg/kg	0.05		-	-	-	-	-	-
	o,p'-DDE	mg/kg	0.05		-	-	-	-	-	-
	o,p-Methoxychlor	mg/kg	0.05		-	-	-	-	-	-
	Parathion	mg/kg	0.05		-	-	-	-	-	-
	Pendimethalin	mg/kg	0.05		-	-	-	-	-	-
	Permethrin	mg/kg	0.05		-	-	-	-	-	-

				Location Code	BH05006	BH05006	BH05006	BH05006	BH05006	BH05002
				Sample Depth Range	0.05-0.15	0.05-0.15	14.2-14.5	21.7-22	9.7-10	0-0
				Sampled Date Time	06/08/2019	28/08/2019	07/08/2019	09/08/2019	07/08/2019	18/10/2019
			LQM S4UL Public Open Space (POS) Residential - 1% SOM (GAC)							
Chem_Group	**ChemName**	**output unit**	**EQL**							
	Permethrin II	mg/kg	0.05		-	-	-	-	-	-
	Phorate	mg/kg	0.05		-	-	-	-	-	-
	Prometryn	mg/kg	0.05		-	-	-	-	-	-
	Pronamide	mg/kg	0.05		-	-	-	-	-	-
	Propazine	mg/kg	0.05		-	-	-	-	-	-
	Simazine	mg/kg	0.05		-	-	-	-	-	-
	Terbutryn	mg/kg	0.05		-	-	-	-	-	-
	Terbutylazine	mg/kg	0.05		-	-	-	-	-	-
	Triadimefon	mg/kg	0.05		-	-	-	-	-	-
	Triallate	mg/kg	0.05		-	-	-	-	-	-
	Triclopyr	mg/kg			-	-	-	-	-	-
	Trifluralin	mg/kg	0.05		-	-	-	-	-	-
	Telodrin	mg/kg	0.05		-	-	-	-	-	-
Radionuclides	Caesium-137	Bq/kg	1.4		-	-	-	-	-	-
	Protactinium-234m	Bq/kg	140		-	-	-	-	-	-
	Americium-241	Bq/g	0.0022		-	-	-	-	-	-
	Beryllium-7	Bq/g	0.016		-	-	-	-	-	-
	Cobalt-60	Bq/g	0.0015		-	-	-	-	-	-
	Gross alpha	Bq/kg	54		-	-	-	-	-	-
	Gross beta	Bq/kg	87		-	-	-	-	-	-
	Lead-210	Bq/kg	22		-	-	-	-	-	-
	Potassium-40	Bq/kg	2		-	-	-	-	-	-
	Radium -224	Bq/g	0.022		-	-	-	-	-	-
	Radium-226	Bq/g	0.0005		-	-	-	-	-	-
	Thorium-228	Bq/g	0.0005		-	-	-	-	-	-
	Thorium-230	Bq/g	0.0005		-	-	-	-	-	-
	Thorium-232	Bq/g	0.0005		-	-	-	-	-	-
	Thorium-234	Bq/g	0.025		-	-	-	-	-	-
	Uranium-234	Bq/g	0.0005		-	-	-	-	-	-
	Uranium-235	Bq/g	0.0005		-	-	-	-	-	-
SVOC TIC	SVOC TICS - Detect	Detect			-	-	-	-	-	-
	SVOC Tentatively Identified Compounds	mg/kg	0.1		-	-	-	-	-	-
VOC TIC	VOC Tentatively Identified Compounds	mg/kg	0.05		-	-	-	-	-	-
Explosives	2,2,4,4,6,6-Hexanitrostilbene	mg/kg			<0.5	<0.5	-	-	-	-
	2,4,6-Trinitrotoluene (TNT)	mg/kg		130	<0.1	<0.1	-	-	-	-
	2,4,6-trinitrophenyl	mg/kg			<0.1	<0.1	-	-	-	-
	HMX	mg/kg		13000	<2	<2	-	-	-	-
	Ethylene glycol dinitrate	mg/kg			<1	<1	-	-	-	-
	Nitrocellulose (12% N)	mg/kg			<5000	<5000	-	-	-	-
	Nitroglycerine	mg/kg			<1	<1	-	-	-	-
	PETN	mg/kg			<5	<5	-	-	-	-
	RDX	mg/kg		26000	<2	<2	-	-	-	-
	Tetryl	mg/kg			<1	<1	-	-	-	-
NA	Actinium-228	Bq/kg	2		-	-	-	-	-	-
	Caesium-134	Bq/kg	1.7		-	-	-	-	-	-
	Bismuth-212	Bq/kg	19		-	-	-	-	-	-
	Bismuth-214	Bq/kg	2		-	-	-	-	-	-
	Lead-212	Bq/kg	2		-	-	-	-	-	-
	Lead-214	Bq/kg	2		-	-	-	-	-	-
	Thallium-208	Bq/kg	2		-	-	-	-	-	-
Other	Temperature	°C			19.9	-	19.3	23.3	20	-
	Conductivity @ 20oC	uS/cm	14		182 - 187	-	600 - 659	300	9010 - 10,300	-
	Organic Matter	%	0.35		-	-	-	-	-	2.1
	Moisture Content (dried @35oC)	%			25	27	2	-	22	19
	pH (Lab)	pH Units	1		7.39 - 7.85	-	8.29 - 9.02	8.39 - 9.26	7.88 - 8.56	8.54
	Total Organic Carbon	%	0.2		2.97	-	<0.2	<0.2	3.42	-

Environmental Standards Comments

#1:GAC is only presented as speciated chromium. 7.7mg/kg is used for hexavalent. If hexavalent chromium (CrVI) data is available, a value of 1,500mg/kg may be appropriate for the remaining trivalent chromium (CrIII).
#2:C4SL for lead adopted
#3:GAC only presented as speciated mercury. 16mg/kg is used for elemental mercury. If the CSM indicates that elemental mercury is not a CoC and mercury is present in an inorganic form, a value of 120mg/kg for inorganic mercury may be appropriate
#4:Updated S4UL for nickel
#5:S4UL exceeds solubility saturation limit
#6:Criteria derived for Ali>C16-C35 split between Ali>C16-21 & Ali>C21-35. Requires summation of fractions to use Ali>C16-C35 criteria.
#7:Criteria presented is for p-xylene. A separate value is presented for o-xylene.
#8:S4UL based on a threshold protective of direct skin contact with phenol

Key

<0.6	Result MDL exceeds GAC
27.8	Result exceeds GAC

Notes

Where a range is given a determinand has been analysed for by more than one method

				Location Code	BH05002	BH05007	BH05007	BH05010	BH05010	BH05011	TP01001
				Sample Depth Range	0-0	0.05-0.1	7.5-8	0.05-0.15	0.7-0.85	0.05-0.15	0.05-0.05
				Sampled Date Time	18/10/2019	12/08/2019	13/08/2019	15/08/2019	15/08/2019	22/08/2019	18/11/2019
				LQM S4UL Public Open Space (POS) Residential - 1% SOM (GAC)							
Chem Group	**ChemName**	**output unit**	**EQL**								
Metals	Antimony	mg/kg	0.6		-	-	-	-	-	-	26.3
	Arsenic	mg/kg	0.6	79	12.2	19	19.5	20.6	18.9	22.4	25.7
	Barium	mg/kg	0.6		90.1	-	-	-	-	-	-
	Beryllium	mg/kg	0.01	2.2	0.823	-	-	-	-	-	-
	Boron	mg/kg	1	21000	2.18	1.01	9.82	2.4	4.94	5.96	1.75
	Cadmium	mg/kg	0.02	120	0.172	<0.02	<0.02	0.337	<0.02	0.567	0.245
	Chromium (hexavalent)	mg/kg	0.6	7.7	-	<0.6	<0.6	<0.6	<0.6	<0.6	<0.6
	Chromium	mg/kg	0.9	#1	18.8	31.6	29.8	30.1	33.3	32	42.4
	Copper	mg/kg	1.4	12000	21.8	11.8	10.1	19.4	12.2	26.8	194
	Lead	mg/kg	0.7	630#2	52.6	28.9	9.79	87.9	24.2	60.2	89.4
	Mercury	mg/kg	0.14	#3	<0.14	<0.14	<0.14	<0.14	<0.14	<0.14	<0.14
	Molybdenum	mg/kg	0.1		-	-	-	-	-	-	4.63
	Nickel	mg/kg	0.2	230#4	17.2	22.4	22.7	27.6	24.9	27.3	26.4
	Selenium	mg/kg	1	1100	<1	<1	<1	<1	<1	<1	<1
	Vanadium	mg/kg	0.2	2000	34.7	-	-	-	-	-	35
	Zinc	mg/kg	1.9	81000	113	86.3	63.4	115	76	182	626
Asbestos	Anthophyllite	Detect			-	0	0	0	0	0	0
	Asbestos Analysts Comments	-			-	-	-	-	-	-	-
	Asbestos PCOM Quantification	%	0.001		-	-	-	-	-	-	-
	Asbestos Quantification Total	%	0.001		-	-	-	-	-	-	-
	Asbestos: Actinolite	Detect			-	0	0	0	0	0	0
	Additional Asbestos Components (Using TM048)	Comment			-	-	-	-	-	-	-
	Crocidolite Asbestos	Detect			-	0	0	0	0	0	0
	Asbestos Gravimetric Quantification	%	0.001		-	-	-	-	-	-	-
	Chrysotile Asbestos	Detect			-	0	0	0	0	0	0
	Amosite Asbestos	Detect			-	0	0	0	0	0	0
	Non-Asbestos Fibre	Detect			-	0	0	0	0	0	0
	Tremolite	Detect			-	0	0	0	0	0	0
Inorganics	Alkalinity (total) as CaCO3	mg/kg	10		1060	-	-	-	-	-	-
	Ammoniacal Nitrogen as N	mg/kg	12		-	-	-	-	-	-	-
	Cyanide (Free)	mg/kg	1		-	<1	<1	<1	<1	<1	<1
	Cyanide Total	mg/kg	1		-	<1	<1	<1	<1	<1	<1
	cyanides-complex	mg/kg	1		-	<1	<1	<1	<1	<1	<1
	Nitrite (as N)	mg/kg	0.03		0.253	-	-	-	-	-	-
	Sulphate	mg/kg	200		1960	-	-	-	-	-	-
PAH	Naphthalene	mg/kg	0.009	4900	-	<0.009	<0.009	<0.009	<0.009	<0.009	<0.045
	Acenaphthene	mg/kg	0.008	15000	-	<0.008	<0.008	<0.008	<0.008	<0.008	<0.04
	Acenaphthylene	mg/kg	0.012	15000	-	<0.012	<0.012	0.0132	<0.012	<0.012	<0.06
	Fluoranthene	mg/kg	0.017	3100	-	<0.017	<0.017	0.303	<0.017	0.158	0.839
	Anthracene	mg/kg	0.016	74000	-	<0.016	<0.016	0.0246	<0.016	<0.016	<0.08
	Phenanthrene	mg/kg	0.015	3100	-	<0.015	<0.015	0.127	<0.015	0.0604	0.242
	Fluorene	mg/kg	0.01	9900	-	<0.01	<0.01	<0.01	<0.01	<0.01	<0.05
	Chrysene	mg/kg	0.01	57	-	<0.01	<0.01	0.161	<0.01	0.0669	0.494
	Pyrene	mg/kg	0.015	7400	-	<0.015	<0.015	0.247	<0.015	0.139	0.784
	Benzo(a)anthracene	mg/kg	0.014	29	-	<0.014	<0.014	0.149	<0.014	0.0581	0.455
	Benzo(b)fluoranthene	mg/kg	0.015	7.1	-	<0.015	<0.015	0.193	<0.015	0.112	0.798
	Benzo(k)fluoranthene	mg/kg	0.014	190	-	<0.014	<0.014	0.0658	<0.014	0.0397	0.388
	Benzo(a)pyrene	mg/kg	0.015	5.7	-	<0.015	<0.015	0.162	<0.015	0.0684	0.542
	Dibenz(a,h)anthracene	mg/kg	0.023	0.57	-	<0.023	<0.023	<0.023	<0.023	<0.023	<0.115
	Benzo(g,h,i)perylene	mg/kg	0.024	640	-	<0.024	<0.024	0.137	<0.024	0.056	0.63
	Indeno(1,2,3-c,d)pyrene	mg/kg	0.018	82	-	<0.018	<0.018	0.136	<0.018	0.0699	0.527
	PAH 16 Total	mg/kg	0.118		-	<0.118	<0.118	1.72	<0.118	0.828	5.7
TPH CWG	>C5-C6 Aliphatics	mg/kg	0.01	(sol)5700000#5	-	-	-	-	-	-	0.0107
	>C6-C8 Aliphatics	mg/kg	0.01	600000	-	-	-	-	-	-	0.0197
	>C10-C44 Aliphatics	mg/kg	5		-	-	-	-	-	-	382
	>C10-C44 Aliphatics/Aromatics	mg/kg	10		-	-	-	-	-	-	1340
	>C8-C10 Aliphatics	mg/kg	0.01	13000	-	-	-	-	-	-	<0.01
	>C10-C12 Aliphatics	mg/kg	0.01	13000	-	-	-	-	-	-	<1
	>C12-C16 Aliphatics	mg/kg	0.1	13000	-	-	-	-	-	-	1.54
	>C16-C21 Aliphatics	mg/kg	0.1	125000#6	-	-	-	-	-	-	35.9
	>C21-C35 Aliphatics	mg/kg	0.1	125000#6	-	-	-	-	-	-	324
	>C35-C44 Aliphatics	mg/kg	0.1	250000	-	-	-	-	-	-	19.3
	>C5-C10 Aliphatics	mg/kg	0.05		-	-	-	-	-	-	<0.05
	Total Aliphatics >C12-C44	mg/kg	0.1		-	-	-	-	-	-	-
	>EC5-EC10 Aromatics	mg/kg	0.05		-	-	-	-	-	-	<0.05
	>EC6-EC7 Aromatics	mg/kg	0.01		-	-	-	-	-	-	<0.01
	>EC7-EC8 Aromatics	mg/kg	0.01	56000	-	-	-	-	-	-	<0.01
	>EC8-EC10 Aromatics	mg/kg	0.01	5000	-	-	-	-	-	-	<0.01
	>EC10-EC12 Aromatics	mg/kg	0.01	5000	-	-	-	-	-	-	<1
	>EC10-EC44 Aromatics	mg/kg	5		-	-	-	-	-	-	953
	>EC12-EC16 Aromatics	mg/kg	0.1	5100	-	-	-	-	-	-	<1
	>EC16-EC21 Aromatics	mg/kg	0.1	3800	-	-	-	-	-	-	17.5
	>EC21-EC35 Aromatics	mg/kg	0.1	3800	-	-	-	-	-	-	657
	>EC35-EC44 Aromatics	mg/kg	0.1	3800	-	-	-	-	-	-	277
	>EC40-EC44 Aromatics	mg/kg	0.1		-	-	-	-	-	-	60.2
	>EC12-EC44 Aromatics	mg/kg	0.1		-	-	-	-	-	-	-
	TPH Aliphatics & Aromatics >C5-44	mg/kg	0.1		-	-	-	-	-	-	1340
TPH	>C5-C6	mg/kg	0.02		-	<0.02	<0.02	<0.02	<0.02	<0.02	-

				Location Code	BH05002	BH05007	BH05007	BH05010	BH05010	BH05011	TP01001
				Sample Depth Range	0-0	0.05-0.1	7.5-8	0.05-0.15	0.7-0.85	0.05-0.15	0.05-0.05
				Sampled Date Time	18/10/2019	12/08/2019	13/08/2019	15/08/2019	15/08/2019	22/08/2019	18/11/2019
				LQM S4UL Public Open Space (POS) Residential - 1% SOM (GAC)							
Chem_Group	**ChemName**	**output unit**	**EQL**								
	>C6-C7	mg/kg	0.02		-	<0.02	<0.02	<0.02	<0.02	<0.02	-
	>C7-C8	mg/kg	0.02		-	<0.02	<0.02	<0.02	<0.02	<0.02	-
	>C8-C10	mg/kg	0.02		-	<0.02	<0.02	<0.02	<0.02	<0.02	-
	>C10-C12	mg/kg	0.02		-	<0.02	<0.02	<0.02	<0.02	<0.02	-
	>C12-C16	mg/kg	35		-	<35	<35	<35	<35	<35	-
	>C16-C21	mg/kg	35		-	<35	<35	<35	<35	<35	-
	>C21-C28	mg/kg	35		-	<35	<35	<35	<35	<35	-
	>C28-C35	mg/kg	35		-	<35	<35	<35	<35	36.4	-
	>C35-C40	mg/kg	35		-	<35	<35	<35	<35	<35	-
	GRO >C5-10	mg/kg	0.02		-	-	-	-	-	-	<0.02
	TPH >C6-C40	mg/kg	10		281	-	-	-	-	-	-
	EPH>C5-40	mg/kg	35		-	<35	<35	65.6	<35	69.4	-
	EPH >C10-40	mg/kg	35		-	<35	<35	65.6	<35	69.4	-
	GRO >C5-12	mg/kg	0.1		-	<0.1	<0.1	<0.1	<0.1	<0.1	-
	Total Petroleum Hydrocarbons	mg/kg	35		-	-	-	-	-	-	-
BTEX and MTBE	Benzene	mg/kg	0.009	72	-	<0.009	<0.09	<0.09	<0.009	<0.09	<0.18
	Toluene	mg/kg	0.007	56000	-	<0.007	<0.07	<0.07	<0.007	<0.07	<0.14
	Ethylbenzene	mg/kg	0.004	24000	-	<0.004	<0.04	<0.04	<0.004	<0.04	<0.08
	Xylene (m & p)	mg/kg	0.01	41000[#7]	-	<0.01	<0.1	<0.1	<0.01	<0.1	<0.2
	Xylene (o)	mg/kg	0.01	41000	-	<0.01	<0.1	<0.1	<0.01	<0.1	<0.2
	Xylene Total	mg/kg	0.02		-	-	-	-	-	-	<0.4
	MTBE	mg/kg	0.01		-	<0.01	<0.1	<0.1	<0.01	<0.1	<0.2
	Total BTEX	mg/kg	0.04		-	<0.04	<0.4	<0.4	<0.04	<0.4	<0.8
VOC	Styrene	mg/kg	0.01		-	-	-	-	-	-	-
	cis-1,3-dichloropropene	mg/kg	0.01		-	-	-	-	-	-	-
	trans-1,3-dichloropropene	mg/kg	0.01		-	-	-	-	-	-	-
	1,1,1,2-tetrachloroethane	mg/kg	0.01	1400	-	-	-	-	-	-	-
	1,1,1-trichloroethane	mg/kg	0.007	140000	-	-	-	-	-	-	-
	1,1,2,2-tetrachloroethane	mg/kg	0.01	1400	-	-	-	-	-	-	-
	1,1,2-trichloroethane	mg/kg	0.01		-	-	-	-	-	-	-
	1,1-dichloroethane	mg/kg	0.008		-	-	-	-	-	-	-
	1,1-dichloroethene	mg/kg	0.01		-	-	-	-	-	-	-
	1,1-dichloropropene	mg/kg	0.01		-	-	-	-	-	-	-
	1,2,3-trichloropropane	mg/kg	0.016		-	-	-	-	-	-	-
	1,2,4-trimethylbenzene	mg/kg	0.009		-	-	-	-	-	-	-
	1,2-dibromo-3-chloropropane	mg/kg	0.014		-	-	-	-	-	-	-
	1,2-dibromoethane	mg/kg	0.01		-	-	-	-	-	-	-
	1,2-dichloroethane	mg/kg	0.005	29	-	-	-	-	-	-	-
	1,2-dichloropropane	mg/kg	0.01		-	-	-	-	-	-	-
	1,3,5-trimethylbenzene	mg/kg	0.008		-	-	-	-	-	-	-
	1,3-dichloropropane	mg/kg	0.007		-	-	-	-	-	-	-
	2,2-dichloropropane	mg/kg	0.01		-	-	-	-	-	-	-
	2-chlorotoluene	mg/kg	0.009		-	-	-	-	-	-	-
	4-chlorotoluene	mg/kg	0.01		-	-	-	-	-	-	-
	Bromobenzene	mg/kg	0.01		-	-	-	-	-	-	-
	Bromochloromethane	mg/kg	0.01		-	-	-	-	-	-	-
	Bromodichloromethane	mg/kg	0.007		-	-	-	-	-	-	-
	Bromoform	mg/kg	0.01		-	-	-	-	-	-	-
	Bromomethane	mg/kg	0.01		-	-	-	-	-	-	-
	Carbon disulfide	mg/kg	0.007	11000	-	-	-	-	-	-	-
	Carbon tetrachloride	mg/kg	0.01	890	-	-	-	-	-	-	-
	Chlorodibromomethane	mg/kg	0.01		-	-	-	-	-	-	-
	Chloroethane	mg/kg	0.01		-	-	-	-	-	-	-
	Chloroform	mg/kg	0.008	2500	-	-	-	-	-	-	-
	Chloromethane	mg/kg	0.007		-	-	-	-	-	-	-
	cis-1,2-dichloroethene	mg/kg	0.006		-	-	-	-	-	-	-
	Dibromomethane	mg/kg	0.009		-	-	-	-	-	-	-
	Dichlorodifluoromethane	mg/kg	0.006		-	-	-	-	-	-	-
	Dichloromethane	mg/kg	0.01		-	-	-	-	-	-	-
	Isopropylbenzene	mg/kg	0.005		-	-	-	-	-	-	-
	n-butylbenzene	mg/kg	0.011		-	-	-	-	-	-	-
	n-propylbenzene	mg/kg	0.01		-	-	-	-	-	-	-
	p-isopropyltoluene	mg/kg	0.01		-	-	-	-	-	-	-
	sec-butylbenzene	mg/kg	0.01		-	-	-	-	-	-	-
	Trichloroethene	mg/kg	0.009	120	-	-	-	-	-	-	-
	tert-butylbenzene	mg/kg	0.014		-	-	-	-	-	-	-
	Tetrachloroethene	mg/kg	0.005	1400	-	-	-	-	-	-	-
	trans-1,2-dichloroethene	mg/kg	0.01		-	-	-	-	-	-	-
	Trichlorofluoromethane	mg/kg	0.006		-	-	-	-	-	-	-
	Vinyl chloride	mg/kg	0.006	3.5	-	-	-	-	-	-	-
	tert-Amyl methyl ether	mg/kg	0.01		-	-	-	-	-	-	-
VOC/SVOC	1,2,3-trichlorobenzene	mg/kg	0.02	1800	-	-	-	-	-	-	-
	1,2,4-trichlorobenzene	mg/kg	0.02	15000	-	-	-	-	-	-	-
	1,2-dichlorobenzene	mg/kg	0.01	90000	-	-	-	-	-	-	-
	1,3,5-Trichlorobenzene	mg/kg	0.02	1700	-	-	-	-	-	-	-
	1,3-dichlorobenzene	mg/kg	0.008	300	-	-	-	-	-	-	-
	1,4-dichlorobenzene	mg/kg	0.005	17000	-	-	-	-	-	-	-

				Location Code	BH05002	BH05007	BH05007	BH05010	BH05010	BH05011	TP01001
				Sample Depth Range	0-0	0.05-0.1	7.5-8	0.05-0.15	0.7-0.85	0.05-0.15	0.05-0.05
				Sampled Date Time	18/10/2019	12/08/2019	13/08/2019	15/08/2019	15/08/2019	22/08/2019	18/11/2019
				LQM S4UL Public Open Space (POS) Residential - 1% SOM (GAC)							
Chem_Group	ChemName	output unit	EQL								
	Chlorobenzene	mg/kg	0.005	11000	-	-	-	-	-	-	-
	Hexachlorobutadiene	mg/kg	0.02	25	-	-	-	-	-	-	-
SVOC	4-bromophenyl phenyl ether	mg/kg	0.1		-	-	-	-	-	-	-
	4-nitroaniline	mg/kg	0.1		-	-	-	-	-	-	-
	4-nitrophenol	mg/kg	0.1		-	-	-	-	-	-	-
	2,4,5-trichlorophenol	mg/kg	0.1		-	-	-	-	-	-	-
	2,4,6-trichlorophenol	mg/kg	0.1		-	-	-	-	-	-	-
	2,4-dichlorophenol	mg/kg	0.1		-	-	-	-	-	-	-
	2,4-dimethylphenol	mg/kg	0.1		-	-	-	-	-	-	-
	2,4-dinitrotoluene	mg/kg	0.1		-	<1	-	<1	<1	<1	-
	2,6-dinitrotoluene	mg/kg	0.1		-	<1	-	<1	<1	<1	-
	2-chloronaphthalene	mg/kg	0.1		-	-	-	-	-	-	-
	2-chlorophenol	mg/kg	0.1		-	-	-	-	-	-	-
	2-methylnaphthalene	mg/kg	0.1		-	-	-	-	-	-	-
	2-methylphenol	mg/kg	0.1		-	-	-	-	-	-	-
	2-nitroaniline	mg/kg	0.1		-	-	-	-	-	-	-
	2-nitrophenol	mg/kg	0.1		-	-	-	-	-	-	-
	3-nitroaniline	mg/kg	0.1		-	-	-	-	-	-	-
	4-chloro-3-methylphenol	mg/kg	0.1		-	-	-	-	-	-	-
	4-chloroaniline	mg/kg	0.1		-	-	-	-	-	-	-
	4-chlorophenyl phenyl ether	mg/kg	0.1		-	-	-	-	-	-	-
	4-methylphenol	mg/kg	0.1		-	-	-	-	-	-	-
	Azobenzene	mg/kg	0.1		-	-	-	-	-	-	-
	Bis(2-chloroethoxy) methane	mg/kg	0.1		-	-	-	-	-	-	-
	Bis(2-chloroethyl)ether	mg/kg	0.1		-	-	-	-	-	-	-
	Bis(2-chloroisopropyl) ether	mg/kg	0.1		-	-	-	-	-	-	-
	Bis(2-ethylhexyl) phthalate	mg/kg	0.1		-	-	-	-	-	-	-
	Butyl benzyl phthalate	mg/kg	0.1		-	-	-	-	-	-	-
	Carbazole	mg/kg	0.1		-	-	-	-	-	-	-
	Dibenzofuran	mg/kg	0.1		-	-	-	-	-	-	-
	Diethylphthalate	mg/kg	0.1		-	-	-	-	-	-	-
	Dimethyl phthalate	mg/kg	0.1		-	-	-	-	-	-	-
	Di-n-butyl phthalate	mg/kg	0.1		-	-	-	-	-	-	-
	Di-n-octyl phthalate	mg/kg	0.1		-	-	-	-	-	-	-
	Hexachlorobenzene	mg/kg	0.05	16	-	-	-	-	-	-	<0.05
	Hexachlorocyclopentadiene	mg/kg	0.1		-	-	-	-	-	-	-
	Hexachloroethane	mg/kg	0.1		-	-	-	-	-	-	-
	Isophorone	mg/kg	0.1		-	-	-	-	-	-	-
	Nitrobenzene	mg/kg	0.1		-	-	-	-	-	-	-
	N-nitrosodi-n-propylamine	mg/kg	0.1		-	-	-	-	-	-	-
	Pentachloronitrobenzene	mg/kg	0.05		-	-	-	-	-	-	<0.05
	Pentachlorophenol	mg/kg	0.1	60	-	-	-	-	-	-	-
PCB	Heptachlorobiphenyl, 2,3,3,4,4,5,5- (PCB 189)	mg/kg	0.003		-	-	-	-	-	-	<0.015
	Hexachlorobiphenyl, 2,3,3,4,4,5- (PCB 156)	mg/kg	0.003		-	-	-	-	-	-	<0.015
	Hexachlorobiphenyl, 2,3,3,4,4,5- (PCB 157)	mg/kg	0.003		-	-	-	-	-	-	<0.015
	Hexachlorobiphenyl, 2,3,4,4,5,5- (PCB 167)	mg/kg	0.003		-	-	-	-	-	-	<0.015
	Hexachlorobiphenyl, 3,3,4,4,5,5- (PCB 169)	mg/kg	0.003		-	-	-	-	-	-	<0.015
	PCB 101	mg/kg	0.003		-	-	-	-	-	-	-
	PCB 118	mg/kg	0.003		-	-	-	-	-	-	<0.015
	PCB 138	mg/kg	0.003		-	-	-	-	-	-	-
	PCB 153	mg/kg	0.003		-	-	-	-	-	-	-
	PCB 180	mg/kg	0.003		-	-	-	-	-	-	-
	PCB 28	mg/kg	0.003		-	-	-	-	-	-	-
	PCB 52	mg/kg	0.003		-	-	-	-	-	-	-
	Pentachlorobiphenyl, 2,3,3,4,4- (PCB 105)	mg/kg	0.003		-	-	-	-	-	-	<0.015
	Pentachlorobiphenyl, 2,3,4,4,5- (PCB 114)	mg/kg	0.003		-	-	-	-	-	-	<0.015
	Pentachlorobiphenyl, 2,3,4,4,5- (PCB 123)	mg/kg	0.003		-	-	-	-	-	-	<0.015
	Pentachlorobiphenyl, 3,3,4,4,5- (PCB 126)	mg/kg	0.003		-	-	-	-	-	-	<0.015
	Tetrachlorobiphenyl, 3,3,4,4- (PCB 77)	mg/kg	0.003		-	-	-	-	-	-	<0.015
	Tetrachlorobiphenyl, 3,4,4,5- (PCB 81)	mg/kg	0.003		-	-	-	-	-	-	<0.015
	Total PCB 7 Congeners	mg/kg	0.021		-	-	-	-	-	-	-
	Total PCB WHO 12	mg/kg	0.036		-	-	-	-	-	-	<0.18
Phenolics	Xylenols	mg/kg	0.015		-	<0.015	<0.015	<0.015	<0.015	<0.015	<0.015
	Cresol Total	mg/kg	0.01		-	0.0126	<0.01	0.0217	<0.01	<0.01	<0.01
	Phenol	mg/kg	0.01	(dir)760[#8]	-	<0.01	<0.01	0.0109	<0.01	<0.01	<0.01
	Phenols Monohydric	mg/kg	0.035		-	<0.035	<0.035	<0.035	<0.035	<0.035	<0.035
Organotins	Dibutyltin	mg/kg			-	-	-	-	-	-	<0.02
	Monophenyltin	mg/kg			-	-	-	-	-	-	<0.02
	Diphenyltin	mg/kg			-	-	-	-	-	-	<0.02
	Monobutyltin	mg/kg			-	-	-	-	-	-	<0.15
	Tetrabutyltin	mg/kg			-	-	-	-	-	-	<0.02
	Tributyltin	mg/kg			-	-	-	-	-	-	<0.02
	Triphenyltin	mg/kg			-	-	-	-	-	-	<0.05
Pesticides	Heptachlor epoxide	mg/kg	0.05		-	-	-	-	-	-	<0.05
	Tecnazene	mg/kg	0.05		-	-	-	-	-	-	<0.05
	2,4,5-TP (Silvex)	mg/kg			-	-	-	-	-	-	-
	Hedonal	mg/kg			-	-	-	-	-	-	-

				Location Code	BH05002	BH05007	BH05007	BH05010	BH05010	BH05011	TP01001
				Sample Depth Range	0-0	0.05-0.1	7.5-8	0.05-0.15	0.7-0.85	0.05-0.15	0.05-0.05
				Sampled Date Time	18/10/2019	12/08/2019	13/08/2019	15/08/2019	15/08/2019	22/08/2019	18/11/2019
				LQM S4UL Public Open Space (POS) Residential - 1% SOM (GAC)							
Chem_Group	ChemName	output unit	EQL								
	2,4-DDT	mg/kg	0.05		-	-	-	-	-	-	<0.05
	2,4-Dichlorprop	mg/kg			-	-	-	-	-	-	-
	4-(2,4-Dichlorophenoxy)butyric Acid (2,4-DB)	mg/kg			-	-	-	-	-	-	-
	4,4-DDE	mg/kg	0.05		-	-	-	-	-	-	<0.05
	a-BHC	mg/kg	0.05	24	-	-	-	-	-	-	<0.05
	Aldrin	mg/kg	0.05	18	-	-	-	-	-	-	<0.05
	Atrazine	mg/kg	0.05	1200	-	-	-	-	-	-	-
	Azinophos methyl	mg/kg	0.05		-	-	-	-	-	-	-
	b-BHC	mg/kg	0.05	8.1	-	-	-	-	-	-	<0.05
	Bentazone	mg/kg			-	-	-	-	-	-	-
	Chlordane (cis)	mg/kg	0.05		-	-	-	-	-	-	<0.05
	Chlordane (trans)	mg/kg	0.05		-	-	-	-	-	-	<0.05
	Chlorfenvinphos	mg/kg	0.05		-	-	-	-	-	-	-
	Chlorotoluron	mg/kg			-	-	-	-	-	-	-
	Chlorpyrifos-methyl	mg/kg	0.05		-	-	-	-	-	-	-
	Cyanazine	mg/kg			-	-	-	-	-	-	-
	d-BHC	mg/kg	0.05		-	-	-	-	-	-	-
	DDD	mg/kg	0.05		-	-	-	-	-	-	<0.05
	DDT	mg/kg	0.05		-	-	-	-	-	-	<0.05
	Chlorothalonil	mg/kg	0.05		-	-	-	-	-	-	<0.05
	Diazinon	mg/kg	0.05		-	-	-	-	-	-	-
	Dichlorvos	mg/kg	0.05	16	-	-	-	-	-	-	-
	Dieldrin	mg/kg	0.05	18	-	-	-	-	-	-	<0.05
	Dimethoate	mg/kg	0.05		-	-	-	-	-	-	-
	Disulfoton	mg/kg	0.05		-	-	-	-	-	-	<0.05
	Diuron	mg/kg			-	-	-	-	-	-	-
	Endosulfan I	mg/kg	0.05	1200	-	-	-	-	-	-	<0.05
	Endosulfan II	mg/kg	0.05		-	-	-	-	-	-	<0.05
	Endosulfan sulphate	mg/kg	0.05		-	-	-	-	-	-	<0.05
	Endrin	mg/kg	0.05		-	-	-	-	-	-	<0.05
	Fenitrothion	mg/kg	0.05		-	-	-	-	-	-	-
	Fenthion	mg/kg	0.05		-	-	-	-	-	-	-
	Fluroxypyr	mg/kg			-	-	-	-	-	-	-
	g-BHC (Lindane)	mg/kg	0.05	8.2	-	-	-	-	-	-	<0.05
	Heptachlor	mg/kg	0.05		-	-	-	-	-	-	<0.05
	Isodrin	mg/kg	0.05		-	-	-	-	-	-	<0.05
	Isoproturon	mg/kg			-	-	-	-	-	-	-
	Linuron	mg/kg			-	-	-	-	-	-	-
	Malathion	mg/kg	0.05		-	-	-	-	-	-	-
	2-Methyl-4-chlorophenoxyacetic acid	mg/kg			-	-	-	-	-	-	-
	2-Methyl-4-Chlorophenoxy Butanoic Acid	mg/kg			-	-	-	-	-	-	-
	Mecoprop	mg/kg			-	-	-	-	-	-	-
	Methoxychlor	mg/kg	0.05		-	-	-	-	-	-	<0.05
	Methyl parathion	mg/kg	0.05		-	-	-	-	-	-	-
	Mevinphos (Phosdrin)	mg/kg	0.05		-	-	-	-	-	-	-
	Nitroguanidine	mg/kg			-	<0.25	-	<0.25	<0.25	<0.5	-
	o,p-DDD	mg/kg	0.05		-	-	-	-	-	-	<0.05
	o,o'-DDE	mg/kg	0.05		-	-	-	-	-	-	<0.05
	o,p-Methoxychlor	mg/kg	0.05		-	-	-	-	-	-	<0.05
	Parathion	mg/kg	0.05		-	-	-	-	-	-	-
	Pendimethalin	mg/kg	0.05		-	-	-	-	-	-	<0.05
	Permethrin	mg/kg	0.05		-	-	-	-	-	-	<0.05

				Location Code	BH05002	BH05007	BH05007	BH05010	BH05010	BH05011	TP01001
				Sample Depth Range	0-0	0.05-0.1	7.5-8	0.05-0.15	0.7-0.85	0.05-0.15	0.05-0.05
				Sampled Date Time	18/10/2019	12/08/2019	13/08/2019	15/08/2019	15/08/2019	22/08/2019	18/11/2019
				LQM S4UL Public Open Space (POS) Residential - 1% SOM (GAC)							
Chem Group	**ChemName**	**output unit**	**EQL**								
	Permethrin II	mg/kg	0.05		-	-	-	-	-	-	<0.05
	Phorate	mg/kg	0.05		-	-	-	-	-	-	<0.05
	Prometryn	mg/kg	0.05		-	-	-	-	-	-	-
	Pronamide	mg/kg	0.05		-	-	-	-	-	-	-
	Propazine	mg/kg	0.05		-	-	-	-	-	-	-
	Simazine	mg/kg	0.05		-	-	-	-	-	-	-
	Terbutryn	mg/kg	0.05		-	-	-	-	-	-	-
	Terbutylazine	mg/kg	0.05		-	-	-	-	-	-	-
	Triadimefon	mg/kg	0.05		-	-	-	-	-	-	<0.05
	Triallate	mg/kg	0.05		-	-	-	-	-	-	<0.05
	Triclopyr	mg/kg			-	-	-	-	-	-	-
	Trifluralin	mg/kg	0.05		-	-	-	-	-	-	<0.05
	Telodrin	mg/kg	0.05		-	-	-	-	-	-	<0.05
Radionuclides	Caesium-137	Bq/kg	1.4		-	-	-	-	-	-	-
	Protactinium-234m	Bq/kg	140		-	-	-	-	-	-	-
	Americium-241	Bq/g	0.0022		-	-	-	-	-	-	-
	Beryllium-7	Bq/g	0.016		-	-	-	-	-	-	-
	Cobalt-60	Bq/g	0.0015		-	-	-	-	-	-	-
	Gross alpha	Bq/kg	54		-	-	-	-	-	-	-
	Gross beta	Bq/kg	87		-	-	-	-	-	-	-
	Lead-210	Bq/kg	22		-	-	-	-	-	-	-
	Potassium-40	Bq/kg	2		-	-	-	-	-	-	-
	Radium -224	Bq/g	0.022		-	-	-	-	-	-	-
	Radium-226	Bq/g	0.0005		-	-	-	-	-	-	-
	Thorium-228	Bq/g	0.0005		-	-	-	-	-	-	-
	Thorium-230	Bq/g	0.0005		-	-	-	-	-	-	-
	Thorium-232	Bq/g	0.0005		-	-	-	-	-	-	-
	Thorium-234	Bq/g	0.025		-	-	-	-	-	-	-
	Uranium-234	Bq/g	0.0005		-	-	-	-	-	-	-
	Uranium-235	Bq/g	0.0005		-	-	-	-	-	-	-
SVOC TIC	SVOC TICS - Detect	Detect			-	-	-	-	-	-	-
	SVOC Tentatively Identified Compounds	mg/kg	0.1		-	-	-	-	-	-	-
VOC TIC	VOC Tentatively Identified Compounds	mg/kg	0.05		-	-	-	-	-	-	-
Explosives	2,2,4,4,6,6-Hexanitrostilbene	mg/kg			-	<0.5	-	<0.5	<0.5	<0.5	-
	2,4,6-Trinitrotoluene (TNT)	mg/kg		130	-	<0.1	-	<0.1	<0.1	<0.1	-
	2,4,6-trinitrophenyl	mg/kg			-	<0.1	-	<0.1	<0.1	<0.2	-
	HMX	mg/kg		13000	-	<2	-	<2	<2	<2	-
	Ethylene glycol dinitrate	mg/kg			-	<1	-	<1	<1	<1	-
	Nitrocellulose (12% N)	mg/kg			-	<5000	-	<5000	<5000	<5000	-
	Nitroglycerine	mg/kg			-	<1	-	2	<1	<1	-
	PETN	mg/kg			-	<5	-	<5	<5	<5	-
	RDX	mg/kg		26000	-	<2	-	<2	<2	<2	-
	Tetryl	mg/kg			-	<1	-	<1	<1	<1	-
NA	Actinium-228	Bq/kg	2		-	-	-	-	-	-	-
	Caesium-134	Bq/kg	1.7		-	-	-	-	-	-	-
	Bismuth-212	Bq/kg	19		-	-	-	-	-	-	-
	Bismuth-214	Bq/kg	2		-	-	-	-	-	-	-
	Lead-212	Bq/kg	2		-	-	-	-	-	-	-
	Lead-214	Bq/kg	2		-	-	-	-	-	-	-
	Thallium-208	Bq/kg	2		-	-	-	-	-	-	-
Other	Temperature	°C			-	22.6	22.1	20.3	21	20.7	19.3
	Conductivity @ 20oC	uS/cm	14		-	112	3770	142 - 146	589 - 664	241 - 250	317 - 322
	Organic Matter	%	0.35		2.03	-	-	-	-	-	-
	Moisture Content (dried @35oC)	%			18	20	43	7.9	9.4	34	44
	pH (Lab)	pH Units	1		8.25	8 - 8.56	7.56 - 7.87	7.24 - 8.4	8.45 - 8.89	7.76 - 8.37	7.81 - 8.25
	Total Organic Carbon	%	0.2		-	1.65	2.56	1.55	0.986	3.76	8.68

Environmental Standards Comments
#1:GAC is only presented as speciated chromium. 7.7mg/kg is used for hexavalent. If hexavalent chromium (CrVI) data is available, a value of 1,500mg/kg may be appropriate for the remaining trivalent chromium (CrIII).
#2:C4SL for lead adopted
#3:GAC only presented as speciated mercury. 16mg/kg is used for elemental mercury. If the CSM indicates that elemental mercury is not a CoC and mercury is present in an inorganic form, a value of 120mg/kg for inorganic mercury may be appropriate
#4:Updated S4UL for nickel
#5:S4UL exceeds solubility saturation limit
#6:Criteria derived for Ali>C16-C35 split between Ali>C16-21 & Ali>C21-35. Requires summation of fractions to use Ali>C16-C35 criteria.
#7:Criteria presented is for p-xylene. A separate value is presented for o-xylene.
#8:S4UL based on a threshold protective of direct skin contact with phenol

Key

<0.6	Result MDL exceeds GAC
27.8	Result exceeds GAC

Notes
Where a range is given a determinand has been analysed for by more than one method

				Location Code	TP01001	TP01001	TP01002	TP01002	TP01002	TP01003	TP01003
				Sample Depth Range	0.1-0.2	0.3-0.4	0.05-0.1	0.15-0.2	1.25-1.3	0.05-0.1	0.25-0.3
				Sampled Date Time	18/11/2019	18/11/2019	09/10/2019	09/10/2019	09/10/2019	14/10/2019	14/10/2019
				LQM S4UL Public Open Space (POS) Residential - 1% SOM (GAC)							
Chem Group	**ChemName**	**output unit**	**EQL**								
Metals	Antimony	mg/kg	0.6		0.673	<0.6	-	-	-	-	-
	Arsenic	mg/kg	0.6	79	9.36	6.3	10.2	10.2	0.996	8.47	10.7
	Barium	mg/kg	0.6	-	-	-	-	-	-	-	-
	Beryllium	mg/kg	0.01	2.2	-	-	-	-	-	-	-
	Boron	mg/kg	1	21000	<1	<1	<1	<1	<1	<1	<1
	Cadmium	mg/kg	0.02	120	0.0619	0.13	0.386	0.122	0.347	0.367	0.34
	Chromium (hexavalent)	mg/kg	0.6	7.7	<0.6	<0.6	<0.6	<0.6	<0.6	<0.6	<0.6
	Chromium	mg/kg	0.9	[#1]	6.93	7.41	23.1	35.6	3.28	23.1	26.5
	Copper	mg/kg	1.4	12000	9.69	8.27	19.3	10.9	2.03	15.1	11.5
	Lead	mg/kg	0.7	630[#2]	14.3	15.4	40.6	19.1	1.1	30.6	16.5
	Mercury	mg/kg	0.14	[#3]	<0.14	<0.14	<0.14	<0.14	<0.14	<0.14	<0.14
	Molybdenum	mg/kg	0.1		0.264	0.272	-	-	-	-	-
	Nickel	mg/kg	0.2	230[#4]	15.6	11.3	21.7	19.4	4.54	16.8	19.3
	Selenium	mg/kg	1	1100	<1	<1	<1	<1	<1	<1	<1
	Vanadium	mg/kg	0.2	2000	18	14.3	-	-	-	-	-
	Zinc	mg/kg	1.9	81000	47.3	45.7	70.9	47	20.5	61.9	43.3
Asbestos	Anthophyllite	Detect			0	0	0	0	0	0	0
	Asbestos Analysts Comments	-			-	-	-	-	-	-	-
	Asbestos PCOM Quantification	%	0.001		-	-	-	-	-	-	-
	Asbestos Quantification Total	%	0.001		-	-	-	-	-	-	-
	Asbestos: Actinolite	Detect			0	0	0	0	0	0	0
	Additional Asbestos Components (Using TM048)	Comment			-	-	-	-	-	-	-
	Crocidolite Asbestos	Detect			0	0	0	0	0	0	0
	Asbestos Gravimetric Quantification	%	0.001		-	-	-	-	-	-	-
	Chrysotile Asbestos	Detect			0	0	0	0	0	0	0
	Amosite Asbestos	Detect			0	0	0	0	0	0	0
	Non-Asbestos Fibre	Detect			0	0	0	0	0	0	0
	Tremolite	Detect			0	0	0	0	0	0	0
Inorganics	Alkalinity (total) as CaCO3	mg/kg	10		-	-	-	-	-	-	-
	Ammoniacal Nitrogen as N	mg/kg	12		-	-	-	-	-	-	-
	Cyanide (Free)	mg/kg	1		<1	<1	<1	<1	<1	<1	<1
	Cyanide Total	mg/kg	1		<1	<1	<1	<1	<1	<1	<1
	cyanides-complex	mg/kg	1		<1	<1	<1	<1	<1	<1	<1
	Nitrite (as N)	mg/kg	0.03		-	-	-	-	-	-	-
	Sulphate	mg/kg	200		-	-	-	-	-	-	-
PAH	Naphthalene	mg/kg	0.009	4900	<0.009	<0.009	<0.009	<0.009	<0.009	<0.009	<0.009
	Acenaphthene	mg/kg	0.008	15000	<0.008	<0.008	<0.008	<0.008	<0.008	<0.008	<0.008
	Acenaphthylene	mg/kg	0.012	15000	<0.012	<0.012	<0.012	<0.012	<0.012	<0.012	<0.012
	Fluoranthene	mg/kg	0.017	3100	0.112	0.283	0.0782	<0.017	<0.017	0.081	<0.017
	Anthracene	mg/kg	0.016	74000	<0.016	0.0388	<0.016	<0.016	<0.016	<0.016	<0.016
	Phenanthrene	mg/kg	0.015	3100	0.0447	0.172	0.0293	<0.015	<0.015	0.0274	<0.015
	Fluorene	mg/kg	0.01	9900	<0.01	0.0129	<0.01	<0.01	<0.01	<0.01	<0.01
	Chrysene	mg/kg	0.01	57	0.0426	0.105	0.0363	<0.01	<0.01	0.0386	<0.01
	Pyrene	mg/kg	0.015	7400	0.0971	0.238	0.0666	<0.015	<0.015	0.0726	<0.015
	Benzo(a)anthracene	mg/kg	0.014	29	0.0487	0.109	0.0372	<0.014	<0.014	0.0438	<0.014
	Benzo(b)fluoranthene	mg/kg	0.015	7.1	0.0653	0.124	0.0431	<0.015	<0.015	0.056	<0.015
	Benzo(k)fluoranthene	mg/kg	0.014	190	0.0274	0.0565	0.0175	<0.014	<0.014	0.0182	<0.014
	Benzo(a)pyrene	mg/kg	0.015	5.7	0.0594	0.0944	0.0376	<0.015	<0.015	0.0456	<0.015
	Dibenz(a,h)anthracene	mg/kg	0.023	0.57	<0.023	<0.023	<0.023	<0.023	<0.023	<0.023	<0.023
	Benzo(g,h,i)perylene	mg/kg	0.024	640	0.0581	0.0618	0.0319	<0.024	<0.024	0.037	<0.024
	Indeno(1,2,3-c,d)pyrene	mg/kg	0.018	82	0.0527	0.0679	0.0307	<0.018	<0.018	0.0333	<0.018
	PAH 16 Total	mg/kg	0.118		0.608	1.36	0.408	<0.118	<0.118	0.453	<0.118
TPH CWG	>C5-C6 Aliphatics	mg/kg	0.01	(sol)570000[#5]	<0.01	<0.01	-	-	-	-	-
	>C6-C8 Aliphatics	mg/kg	0.01	600000	<0.01	<0.01	-	-	-	-	-
	>C10-C44 Aliphatics	mg/kg	5		<5	<5	-	-	-	-	-
	>C10-C44 Aliphatics/Aromatics	mg/kg	10		<10	<10	-	-	-	-	-
	>C8-C10 Aliphatics	mg/kg	0.01	13000	<0.01	<0.01	-	-	-	-	-
	>C10-C12 Aliphatics	mg/kg	0.01	13000	<1	<1	-	-	-	-	-
	>C12-C16 Aliphatics	mg/kg	0.1	13000	<1	<1	-	-	-	-	-
	>C16-C21 Aliphatics	mg/kg	0.1	125000[#6]	<1	<1	-	-	-	-	-
	>C21-C35 Aliphatics	mg/kg	0.1	125000[#6]	<1	<1	-	-	-	-	-
	>C35-C44 Aliphatics	mg/kg	0.1	250000	<1	<1	-	-	-	-	-
	>C5-C10 Aliphatics	mg/kg	0.05		<0.05	<0.05	-	-	-	-	-
	Total Aliphatics >C12-C44	mg/kg	0.1		-	-	-	-	-	-	-
	>EC5-EC10 Aromatics	mg/kg	0.05		<0.05	<0.05	-	-	-	-	-
	>EC6-EC7 Aromatics	mg/kg	0.01		<0.01	<0.01	-	-	-	-	-
	>EC7-EC8 Aromatics	mg/kg	0.01	56000	<0.01	<0.01	-	-	-	-	-
	>EC8-EC10 Aromatics	mg/kg	0.01	5000	<0.01	<0.01	-	-	-	-	-
	>EC10-EC12 Aromatics	mg/kg	0.01	5000	<1	<1	-	-	-	-	-
	>EC10-EC44 Aromatics	mg/kg	5		<5	<5	-	-	-	-	-
	>EC12-EC16 Aromatics	mg/kg	0.1	5100	<1	<1	-	-	-	-	-
	>EC16-EC21 Aromatics	mg/kg	0.1	3800	<1	<1	-	-	-	-	-
	>EC21-EC35 Aromatics	mg/kg	0.1	3800	3.41	1.43	-	-	-	-	-
	>EC35-EC44 Aromatics	mg/kg	0.1	3800	<1	<1	-	-	-	-	-
	>EC40-EC44 Aromatics	mg/kg	0.1		<1	<1	-	-	-	-	-
	>EC12-EC44 Aromatics	mg/kg	0.1		-	-	-	-	-	-	-
	TPH Aliphatics & Aromatics >C5-44	mg/kg	0.1		<10	<10	-	-	-	-	-
TPH	>C5-C6	mg/kg	0.02		-	-	<0.02	<0.02	<0.02	<0.02	<0.02

				Location Code	TP01001	TP01001	TP01002	TP01002	TP01002	TP01003	TP01003
				Sample Depth Range	0.1-0.2	0.3-0.4	0.05-0.1	0.15-0.2	1.25-1.3	0.05-0.1	0.25-0.3
				Sampled Date Time	18/11/2019	18/11/2019	09/10/2019	09/10/2019	09/10/2019	14/10/2019	14/10/2019
				LQM S4UL Public Open Space (POS) Residential - 1% SOM (GAC)							
Chem_Group	ChemName	output unit	EQL								
	>C6-C7	mg/kg	0.02		-	-	<0.02	<0.02	<0.02	<0.02	<0.02
	>C7-C8	mg/kg	0.02		-	-	<0.02	<0.02	<0.02	<0.02	<0.02
	>C8-C10	mg/kg	0.02		-	-	<0.02	<0.02	<0.02	<0.02	<0.02
	>C10-C12	mg/kg	0.02		-	-	<0.02	<0.02	<0.02	<0.02	<0.02
	>C12-C16	mg/kg	35		-	-	<35	<35	<35	<35	<35
	>C16-C21	mg/kg	35		-	-	<35	<35	<35	<35	<35
	>C21-C28	mg/kg	35		-	-	<35	<35	<35	<35	<35
	>C28-C35	mg/kg	35		-	-	<35	<35	<35	<35	<35
	>C35-C40	mg/kg	35		-	-	<35	<35	<35	<35	<35
	GRO >C5-10	mg/kg	0.02		<0.02	<0.02	-	-	-	-	-
	TPH >C6-C40	mg/kg	10		-	-	-	-	-	-	-
	EPH>C5-40	mg/kg	35		-	-	<35	<35	<35	<35	<35
	EPH >C10-40	mg/kg	35		-	-	<35	<35	<35	<35	<35
	GRO >C5-12	mg/kg	0.1		-	-	<0.1	<0.1	<0.1	<0.1	<0.1
	Total Petroleum Hydrocarbons	mg/kg	35		-	-	-	-	-	-	-
BTEX and MTBE	Benzene	mg/kg	0.009	72	<0.009	<0.009	<0.009	<0.009	<0.009	<0.009	<0.009
	Toluene	mg/kg	0.007	56000	<0.007	<0.007	<0.007	<0.007	<0.007	<0.007	<0.007
	Ethylbenzene	mg/kg	0.004	24000	<0.004	<0.004	<0.004	<0.004	<0.004	<0.004	<0.004
	Xylene (m & p)	mg/kg	0.01	41000[#7]	<0.01	<0.01	<0.01	<0.01	<0.01	<0.01	<0.01
	Xylene (o)	mg/kg	0.01	41000	<0.01	<0.01	<0.01	<0.01	<0.01	<0.01	<0.01
	Xylene Total	mg/kg	0.02		<0.02	<0.02	-	-	-	-	-
	MTBE	mg/kg	0.01		<0.01	<0.01	<0.01	<0.01	<0.01	<0.01	<0.01
	Total BTEX	mg/kg	0.04		<0.04	<0.04	<0.04	<0.04	<0.04	<0.04	<0.04
VOC	Styrene	mg/kg	0.01		-	-	-	-	-	-	-
	cis-1,3-dichloropropene	mg/kg	0.01		-	-	-	-	-	-	-
	trans-1,3-dichloropropene	mg/kg	0.01		-	-	-	-	-	-	-
	1,1,1,2-tetrachloroethane	mg/kg	0.01	1400	-	-	-	-	-	-	-
	1,1,1-trichloroethane	mg/kg	0.007	140000	-	-	-	-	-	-	-
	1,1,2,2-tetrachloroethane	mg/kg	0.01	1400	-	-	-	-	-	-	-
	1,1,2-trichloroethane	mg/kg	0.01		-	-	-	-	-	-	-
	1,1-dichloroethane	mg/kg	0.008		-	-	-	-	-	-	-
	1,1-dichloroethene	mg/kg	0.01		-	-	-	-	-	-	-
	1,1-dichloropropene	mg/kg	0.01		-	-	-	-	-	-	-
	1,2,3-trichloropropane	mg/kg	0.016		-	-	-	-	-	-	-
	1,2,4-trimethylbenzene	mg/kg	0.009		-	-	-	-	-	-	-
	1,2-dibromo-3-chloropropane	mg/kg	0.014		-	-	-	-	-	-	-
	1,2-dibromoethane	mg/kg	0.01		-	-	-	-	-	-	-
	1,2-dichloroethane	mg/kg	0.005	29	-	-	-	-	-	-	-
	1,2-dichloropropane	mg/kg	0.01		-	-	-	-	-	-	-
	1,3,5-trimethylbenzene	mg/kg	0.008		-	-	-	-	-	-	-
	1,3-dichloropropane	mg/kg	0.007		-	-	-	-	-	-	-
	2,2-dichloropropane	mg/kg	0.01		-	-	-	-	-	-	-
	2-chlorotoluene	mg/kg	0.009		-	-	-	-	-	-	-
	4-chlorotoluene	mg/kg	0.01		-	-	-	-	-	-	-
	Bromobenzene	mg/kg	0.01		-	-	-	-	-	-	-
	Bromochloromethane	mg/kg	0.01		-	-	-	-	-	-	-
	Bromodichloromethane	mg/kg	0.007		-	-	-	-	-	-	-
	Bromoform	mg/kg	0.01		-	-	-	-	-	-	-
	Bromomethane	mg/kg	0.01		-	-	-	-	-	-	-
	Carbon disulfide	mg/kg	0.007	11000	-	-	-	-	-	-	-
	Carbon tetrachloride	mg/kg	0.01	890	-	-	-	-	-	-	-
	Chlorodibromomethane	mg/kg	0.01		-	-	-	-	-	-	-
	Chloroethane	mg/kg	0.01		-	-	-	-	-	-	-
	Chloroform	mg/kg	0.008	2500	-	-	-	-	-	-	-
	Chloromethane	mg/kg	0.007		-	-	-	-	-	-	-
	cis-1,2-dichloroethene	mg/kg	0.006		-	-	-	-	-	-	-
	Dibromomethane	mg/kg	0.009		-	-	-	-	-	-	-
	Dichlorodifluoromethane	mg/kg	0.006		-	-	-	-	-	-	-
	Dichloromethane	mg/kg	0.01		-	-	-	-	-	-	-
	Isopropylbenzene	mg/kg	0.005		-	-	-	-	-	-	-
	n-butylbenzene	mg/kg	0.011		-	-	-	-	-	-	-
	n-propylbenzene	mg/kg	0.01		-	-	-	-	-	-	-
	p-isopropyltoluene	mg/kg	0.01		-	-	-	-	-	-	-
	sec-butylbenzene	mg/kg	0.01		-	-	-	-	-	-	-
	Trichloroethene	mg/kg	0.009	120	-	-	-	-	-	-	-
	tert-butylbenzene	mg/kg	0.014		-	-	-	-	-	-	-
	Tetrachloroethene	mg/kg	0.005	1400	-	-	-	-	-	-	-
	trans-1,2-dichloroethene	mg/kg	0.01		-	-	-	-	-	-	-
	Trichlorofluoromethane	mg/kg	0.006		-	-	-	-	-	-	-
	Vinyl chloride	mg/kg	0.006	3.5	-	-	-	-	-	-	-
	tert-Amyl methyl ether	mg/kg	0.01		-	-	-	-	-	-	-
VOC/SVOC	1,2,3-trichlorobenzene	mg/kg	0.02	1800	-	-	-	-	-	-	-
	1,2,4-trichlorobenzene	mg/kg	0.02	15000	-	-	-	-	-	-	-
	1,2-dichlorobenzene	mg/kg	0.01	90000	-	-	-	-	-	-	-
	1,3,5-Trichlorobenzene	mg/kg	0.02	1700	-	-	-	-	-	-	-
	1,3-dichlorobenzene	mg/kg	0.008	300	-	-	-	-	-	-	-
	1,4-dichlorobenzene	mg/kg	0.005	17000	-	-	-	-	-	-	-

				Location Code	TP01001	TP01001	TP01002	TP01002	TP01002	TP01003	TP01003
				Sample Depth Range	0.1-0.2	0.3-0.4	0.05-0.1	0.15-0.2	1.25-1.3	0.05-0.1	0.25-0.3
				Sampled Date Time	18/11/2019	18/11/2019	09/10/2019	09/10/2019	09/10/2019	14/10/2019	14/10/2019
				LQM S4UL Public Open Space (POS) Residential - 1% SOM (GAC)							
Chem_Group	ChemName	output unit	EQL								
	Chlorobenzene	mg/kg	0.005	11000	-	-	-	-	-	-	-
	Hexachlorobutadiene	mg/kg	0.02	25	-	-	-	-	-	-	-
SVOC	4-bromophenyl phenyl ether	mg/kg	0.1		-	-	-	-	-	-	-
	4-nitroaniline	mg/kg	0.1		-	-	-	-	-	-	-
	4-nitrophenol	mg/kg	0.1		-	-	-	-	-	-	-
	2,4,5-trichlorophenol	mg/kg	0.1		-	-	-	-	-	-	-
	2,4,6-trichlorophenol	mg/kg	0.1		-	-	-	-	-	-	-
	2,4-dichlorophenol	mg/kg	0.1		-	-	-	-	-	-	-
	2,4-dimethylphenol	mg/kg	0.1		-	-	-	-	-	-	-
	2,4-dinitrotoluene	mg/kg	0.1		-	-	-	-	-	-	-
	2,6-dinitrotoluene	mg/kg	0.1		-	-	-	-	-	-	-
	2-chloronaphthalene	mg/kg	0.1		-	-	-	-	-	-	-
	2-chlorophenol	mg/kg	0.1		-	-	-	-	-	-	-
	2-methylnaphthalene	mg/kg	0.1		-	-	-	-	-	-	-
	2-methylphenol	mg/kg	0.1		-	-	-	-	-	-	-
	2-nitroaniline	mg/kg	0.1		-	-	-	-	-	-	-
	2-nitrophenol	mg/kg	0.1		-	-	-	-	-	-	-
	3-nitroaniline	mg/kg	0.1		-	-	-	-	-	-	-
	4-chloro-3-methylphenol	mg/kg	0.1		-	-	-	-	-	-	-
	4-chloroaniline	mg/kg	0.1		-	-	-	-	-	-	-
	4-chlorophenyl phenyl ether	mg/kg	0.1		-	-	-	-	-	-	-
	4-methylphenol	mg/kg	0.1		-	-	-	-	-	-	-
	Azobenzene	mg/kg	0.1		-	-	-	-	-	-	-
	Bis(2-chloroethoxy) methane	mg/kg	0.1		-	-	-	-	-	-	-
	Bis(2-chloroethyl)ether	mg/kg	0.1		-	-	-	-	-	-	-
	Bis(2-chloroisopropyl) ether	mg/kg	0.1		-	-	-	-	-	-	-
	Bis(2-ethylhexyl) phthalate	mg/kg	0.1		-	-	-	-	-	-	-
	Butyl benzyl phthalate	mg/kg	0.1		-	-	-	-	-	-	-
	Carbazole	mg/kg	0.1		-	-	-	-	-	-	-
	Dibenzofuran	mg/kg	0.1		-	-	-	-	-	-	-
	Diethylphthalate	mg/kg	0.1		-	-	-	-	-	-	-
	Dimethyl phthalate	mg/kg	0.1		-	-	-	-	-	-	-
	Di-n-butyl phthalate	mg/kg	0.1		-	-	-	-	-	-	-
	Di-n-octyl phthalate	mg/kg	0.1		-	-	-	-	-	-	-
	Hexachlorobenzene	mg/kg	0.05	16	<0.05	<0.05	-	-	-	-	-
	Hexachlorocyclopentadiene	mg/kg	0.1		-	-	-	-	-	-	-
	Hexachloroethane	mg/kg	0.1		-	-	-	-	-	-	-
	Isophorone	mg/kg	0.1		-	-	-	-	-	-	-
	Nitrobenzene	mg/kg	0.1		-	-	-	-	-	-	-
	N-nitrosodi-n-propylamine	mg/kg	0.1		-	-	-	-	-	-	-
	Pentachloronitrobenzene	mg/kg	0.05		<0.05	<0.05	-	-	-	-	-
	Pentachlorophenol	mg/kg	0.1	60	-	-	-	-	-	-	-
PCB	Heptachlorobiphenyl, 2,3,3,4,4,5,5- (PCB 189)	mg/kg	0.003		<0.003	<0.003	-	-	-	-	-
	Hexachlorobiphenyl, 2,3,3,4,4,5- (PCB 156)	mg/kg	0.003		<0.003	<0.003	-	-	-	-	-
	Hexachlorobiphenyl, 2,3,3,4,4,5- (PCB 157)	mg/kg	0.003		<0.003	<0.003	-	-	-	-	-
	Hexachlorobiphenyl, 2,3,4,4,5,5- (PCB 167)	mg/kg	0.003		<0.003	<0.003	-	-	-	-	-
	Hexachlorobiphenyl, 3,3,4,4,5,5- (PCB 169)	mg/kg	0.003		<0.003	<0.003	-	-	-	-	-
	PCB 101	mg/kg	0.003		-	-	-	-	-	-	-
	PCB 118	mg/kg	0.003		<0.003	<0.003	-	-	-	-	-
	PCB 138	mg/kg	0.003		-	-	-	-	-	-	-
	PCB 153	mg/kg	0.003		-	-	-	-	-	-	-
	PCB 180	mg/kg	0.003		-	-	-	-	-	-	-
	PCB 28	mg/kg	0.003		-	-	-	-	-	-	-
	PCB 52	mg/kg	0.003		-	-	-	-	-	-	-
	Pentachlorobiphenyl, 2,3,3,4,4- (PCB 105)	mg/kg	0.003		<0.003	<0.003	-	-	-	-	-
	Pentachlorobiphenyl, 2,3,4,4,5- (PCB 114)	mg/kg	0.003		<0.003	<0.003	-	-	-	-	-
	Pentachlorobiphenyl, 2,3,4,4,5- (PCB 123)	mg/kg	0.003		<0.003	<0.003	-	-	-	-	-
	Pentachlorobiphenyl, 3,3,4,4,5- (PCB 126)	mg/kg	0.003		<0.003	<0.003	-	-	-	-	-
	Tetrachlorobiphenyl, 3,3,4,4- (PCB 77)	mg/kg	0.003		<0.003	<0.003	-	-	-	-	-
	Tetrachlorobiphenyl, 3,4,4,5- (PCB 81)	mg/kg	0.003		<0.003	<0.003	-	-	-	-	-
	Total PCB 7 Congeners	mg/kg	0.021		-	-	-	-	-	-	-
	Total PCB WHO 12	mg/kg	0.036		<0.036	<0.036	-	-	-	-	-
Phenolics	Xylenols	mg/kg	0.015		<0.015	<0.015	<0.015	<0.015	<0.015	<0.015	<0.015
	Cresol Total	mg/kg	0.01		<0.01	<0.01	<0.01	<0.01	<0.01	<0.01	<0.01
	Phenol	mg/kg	0.01	(dir)760[#8]	<0.01	<0.01	<0.01	<0.01	<0.01	<0.01	<0.01
	Phenols Monohydric	mg/kg	0.035		<0.035	<0.035	<0.035	<0.035	<0.035	<0.035	<0.035
Organotins	Dibutyltin	mg/kg			<0.02	<0.02	-	-	-	-	-
	Monophenyltin	mg/kg			<0.02	<0.02	-	-	-	-	-
	Diphenyltin	mg/kg			<0.02	<0.02	-	-	-	-	-
	Monobutyltin	mg/kg			<0.15	<0.15	-	-	-	-	-
	Tetrabutyltin	mg/kg			<0.02	<0.02	-	-	-	-	-
	Tributyltin	mg/kg			<0.02	<0.02	-	-	-	-	-
	Triphenyltin	mg/kg			<0.05	<0.05	-	-	-	-	-
Pesticides	Heptachlor epoxide	mg/kg	0.05		<0.05	<0.05	-	-	-	-	-
	Tecnazene	mg/kg	0.05		<0.05	<0.05	-	-	-	-	-
	2,4,5-TP (Silvex)	mg/kg			-	-	-	-	-	-	-
	Hedonal	mg/kg			-	-	-	-	-	-	-

				Location Code	TP01001	TP01001	TP01002	TP01002	TP01002	TP01003	TP01003
				Sample Depth Range	0.1-0.2	0.3-0.4	0.05-0.1	0.15-0.2	1.25-1.3	0.05-0.1	0.25-0.3
				Sampled Date Time	18/11/2019	18/11/2019	09/10/2019	09/10/2019	09/10/2019	14/10/2019	14/10/2019
				LQM S4UL Public Open Space (POS) Residential - 1% SOM (GAC)							
Chem_Group	ChemName	output unit	EQL								
	2,4-DDT	mg/kg	0.05		<0.05	<0.05	-	-	-	-	-
	2,4-Dichlorprop	mg/kg			-	-	-	-	-	-	-
	4-(2,4-Dichlorophenoxy)butyric Acid (2,4-DB)	mg/kg			-	-	-	-	-	-	-
	4,4-DDE	mg/kg	0.05		<0.05	<0.05	-	-	-	-	-
	a-BHC	mg/kg	0.05	24	<0.05	<0.05	-	-	-	-	-
	Aldrin	mg/kg	0.05	18	<0.05	<0.05	-	-	-	-	-
	Atrazine	mg/kg	0.05	1200	-	-	-	-	-	-	-
	Azinophos methyl	mg/kg	0.05		-	-	-	-	-	-	-
	b-BHC	mg/kg	0.05	8.1	<0.05	<0.05	-	-	-	-	-
	Bentazone	mg/kg			-	-	-	-	-	-	-
	Chlordane (cis)	mg/kg	0.05		<0.05	<0.05	-	-	-	-	-
	Chlordane (trans)	mg/kg	0.05		<0.05	<0.05	-	-	-	-	-
	Chlorfenvinphos	mg/kg	0.05		-	-	-	-	-	-	-
	Chlorotoluron	mg/kg			-	-	-	-	-	-	-
	Chlorpyrifos-methyl	mg/kg	0.05		-	-	-	-	-	-	-
	Cyanazine	mg/kg			-	-	-	-	-	-	-
	d-BHC	mg/kg	0.05		-	-	-	-	-	-	-
	DDD	mg/kg	0.05		<0.05	<0.05	-	-	-	-	-
	DDT	mg/kg	0.05		<0.05	<0.05	-	-	-	-	-
	Chlorothalonil	mg/kg	0.05		<0.05	<0.05	-	-	-	-	-
	Diazinon	mg/kg	0.05		-	-	-	-	-	-	-
	Dichlorvos	mg/kg	0.05	16	-	-	-	-	-	-	-
	Dieldrin	mg/kg	0.05	18	<0.05	<0.05	-	-	-	-	-
	Dimethoate	mg/kg	0.05		-	-	-	-	-	-	-
	Disulfoton	mg/kg	0.05		<0.05	<0.05	-	-	-	-	-
	Diuron	mg/kg			-	-	-	-	-	-	-
	Endosulfan I	mg/kg	0.05	1200	<0.05	<0.05	-	-	-	-	-
	Endosulfan II	mg/kg	0.05		<0.05	<0.05	-	-	-	-	-
	Endosulfan sulphate	mg/kg	0.05		<0.05	<0.05	-	-	-	-	-
	Endrin	mg/kg	0.05		<0.05	<0.05	-	-	-	-	-
	Fenitrothion	mg/kg	0.05		-	-	-	-	-	-	-
	Fenthion	mg/kg	0.05		-	-	-	-	-	-	-
	Fluroxypyr	mg/kg			-	-	-	-	-	-	-
	g-BHC (Lindane)	mg/kg	0.05	8.2	<0.05	<0.05	-	-	-	-	-
	Heptachlor	mg/kg	0.05		<0.05	<0.05	-	-	-	-	-
	Isodrin	mg/kg	0.05		<0.05	<0.05	-	-	-	-	-
	Isoproturon	mg/kg			-	-	-	-	-	-	-
	Linuron	mg/kg			-	-	-	-	-	-	-
	Malathion	mg/kg	0.05		-	-	-	-	-	-	-
	2-Methyl-4-chlorophenoxyacetic acid	mg/kg			-	-	-	-	-	-	-
	2-Methyl-4-Chlorophenoxy Butanoic Acid	mg/kg			-	-	-	-	-	-	-
	Mecoprop	mg/kg			-	-	-	-	-	-	-
	Methoxychlor	mg/kg	0.05		<0.05	<0.05	-	-	-	-	-
	Methyl parathion	mg/kg	0.05		-	-	-	-	-	-	-
	Mevinphos (Phosdrin)	mg/kg	0.05		-	-	-	-	-	-	-
	Nitroguanidine	mg/kg			-	-	-	-	-	-	-
	o,p-DDD	mg/kg	0.05		<0.05	<0.05	-	-	-	-	-
	o,p'-DDE	mg/kg	0.05		<0.05	<0.05	-	-	-	-	-
	o,p-Methoxychlor	mg/kg	0.05		<0.05	<0.05	-	-	-	-	-
	Parathion	mg/kg	0.05		-	-	-	-	-	-	-
	Pendimethalin	mg/kg	0.05		<0.05	<0.05	-	-	-	-	-
	Permethrin	mg/kg	0.05		<0.05	<0.05	-	-	-	-	-

				Location Code	TP01001	TP01001	TP01002	TP01002	TP01002	TP01003	TP01003
				Sample Depth Range	0.1-0.2	0.3-0.4	0.05-0.1	0.15-0.2	1.25-1.3	0.05-0.1	0.25-0.3
				Sampled Date Time	18/11/2019	18/11/2019	09/10/2019	09/10/2019	09/10/2019	14/10/2019	14/10/2019
			LQM S4UL Public Open Space (POS) Residential - 1% SOM (GAC)								
Chem Group	**ChemName**	**output unit**	**EQL**								
	Permethrin II	mg/kg	0.05		<0.05	<0.05	-	-	-	-	-
	Phorate	mg/kg	0.05		<0.05	<0.05	-	-	-	-	-
	Prometryn	mg/kg	0.05		-	-	-	-	-	-	-
	Pronamide	mg/kg	0.05		-	-	-	-	-	-	-
	Propazine	mg/kg	0.05		-	-	-	-	-	-	-
	Simazine	mg/kg	0.05		-	-	-	-	-	-	-
	Terbutryn	mg/kg	0.05		-	-	-	-	-	-	-
	Terbutylazine	mg/kg	0.05		-	-	-	-	-	-	-
	Triadimefon	mg/kg	0.05		<0.05	<0.05	-	-	-	-	-
	Triallate	mg/kg	0.05		<0.05	<0.05	-	-	-	-	-
	Tricloovr	mg/kg			-	-	-	-	-	-	-
	Trifluralin	mg/kg	0.05		<0.05	<0.05	-	-	-	-	-
	Telodrin	mg/kg	0.05		<0.05	<0.05	-	-	-	-	-
Radionuclides	Caesium-137	Bq/kg	1.4		-	-	-	-	-	-	-
	Protactinium-234m	Bq/kg	140		-	-	-	-	-	-	-
	Americium-241	Bq/g	0.0022		-	-	-	-	-	-	-
	Beryllium-7	Bq/g	0.016		-	-	-	-	-	-	-
	Cobalt-60	Bq/g	0.0015		-	-	-	-	-	-	-
	Gross alpha	Bq/kg	54		-	-	-	-	-	-	-
	Gross beta	Bq/kg	87		-	-	-	-	-	-	-
	Lead-210	Bq/kg	22		-	-	-	-	-	-	-
	Potassium-40	Bq/kg	2		-	-	-	-	-	-	-
	Radium -224	Bq/g	0.022		-	-	-	-	-	-	-
	Radium-226	Bq/g	0.0005		-	-	-	-	-	-	-
	Thorium-228	Bq/g	0.0005		-	-	-	-	-	-	-
	Thorium-230	Bq/g	0.0005		-	-	-	-	-	-	-
	Thorium-232	Bq/g	0.0005		-	-	-	-	-	-	-
	Thorium-234	Bq/g	0.025		-	-	-	-	-	-	-
	Uranium-234	Bq/g	0.0005		-	-	-	-	-	-	-
	Uranium-235	Bq/g	0.0005		-	-	-	-	-	-	-
SVOC TIC	SVOC TICS - Detect	Detect			-	-	-	-	-	-	-
	SVOC Tentatively Identified Compounds	mg/kg	0.1		-	-	-	-	-	-	-
VOC TIC	VOC Tentatively Identified Compounds	mg/kg	0.05		-	-	-	-	-	-	-
Explosives	2,2,4,4,6,6-Hexanitrostilbene	mg/kg			-	-	-	-	-	-	-
	2,4,6-Trinitrotoluene (TNT)	mg/kg		130	-	-	-	-	-	-	-
	2,4,6-trinitrophenyl	mg/kg			-	-	-	-	-	-	-
	HMX	mg/kg		13000	-	-	-	-	-	-	-
	Ethylene glycol dinitrate	mg/kg			-	-	-	-	-	-	-
	Nitrocellulose (12% N)	mg/kg			-	-	-	-	-	-	-
	Nitroglycerine	mg/kg			-	-	-	-	-	-	-
	PETN	mg/kg			-	-	-	-	-	-	-
	RDX	mg/kg		26000	-	-	-	-	-	-	-
	Tetryl	mg/kg			-	-	-	-	-	-	-
NA	Actinium-228	Bq/kg	2		-	-	-	-	-	-	-
	Caesium-134	Bq/kg	1.7		-	-	-	-	-	-	-
	Bismuth-212	Bq/kg	19		-	-	-	-	-	-	-
	Bismuth-214	Bq/kg	2		-	-	-	-	-	-	-
	Lead-212	Bq/kg	2		-	-	-	-	-	-	-
	Lead-214	Bq/kg	2		-	-	-	-	-	-	-
	Thallium-208	Bq/kg	2		-	-	-	-	-	-	-
Other	Temperature	°C			19.8	20	17.7	18	18.1	16.9	16.9
	Conductivity @ 20oC	uS/cm	14		745 - 780	1010 - 1020	233 - 266	184 - 239	96.2 - 98.1	255 - 258	152 - 238
	Organic Matter	%	0.35		-	-	-	-	-	-	-
	Moisture Content (dried @35oC)	%			15	17	16	11	21	18	12
	pH (Lab)	pH Units	1		8.54 - 8.94	8.46 - 8.68	0.64 - 8.47	8.31 - 8.7	7.95 - 8.77	8.38 - 8.56	8.16 - 8.57
	Total Organic Carbon	%	0.2		0.41	0.278	1.45	0.539	<0.2	1.19	0.409

Environmental Standards Comments
#1:GAC is only presented as speciated chromium. 7.7mg/kg is used for hexavalent. If hexavalent chromium (CrVI) data is available, a value of 1,500mg/kg may be appropriate for the remaining trivalent chromium (CrIII).
#2:C4SL for lead adopted
#3:GAC only presented as speciated mercury. 16mg/kg is used for elemental mercury. If the CSM indicates that elemental mercury is not a CoC and mercury is present in an inorganic form, a value of 120mg/kg for inorganic mercury may be appropriate
#4:Updated S4UL for nickel
#5:S4UL exceeds solubility saturation limit
#6:Criteria derived for Ali>C16-21 & Ali>C21-35. Requires summation of fractions to use Ali>C16-C35 criteria.
#7:Criteria presented is for p-xylene. A separate value is presented for o-xylene.
#8:S4UL based on a threshold protective of direct skin contact with phenol

Key

<0.6	Result MDL exceeds GAC
27.8	Result exceeds GAC

Notes
Where a range is given a determinand has been analysed for by more than one method

				Location Code	TP01003	TP01003	TP01003	TP01004	TP01004	TP01004	TP01004
				Sample Depth Range	1-1.05	1.7-1.75	2.5-2.55	0.05-0.1	0.3-0.55	0.8-0.85	1.65-1.7
				Sampled Date Time	14/10/2019	14/10/2019	14/10/2019	11/10/2019	11/10/2019	11/10/2019	11/10/2019
				LQM S4UL Public Open Space (POS) Residential - 1% SOM (GAC)							
Chem Group	**ChemName**	**output unit**	**EQL**								
Metals	Antimony	mg/kg	0.6		-	-	-	-	-	-	-
	Arsenic	mg/kg	0.6	79	5.18	7.25	0.643	8.84	13.8	4.21	3.59
	Barium	mg/kg	0.6	-	-	-	-	-	-	-	-
	Beryllium	mg/kg	0.01	2.2	-	-	-	-	-	-	-
	Boron	mg/kg	1	21000	<1	<1	<1	<1	<1	<1	<1
	Cadmium	mg/kg	0.02	120	0.2	0.285	0.319	0.439	0.346	0.378	0.517
	Chromium (hexavalent)	mg/kg	0.6	7.7	<0.6	<0.6	<0.6	<0.6	<0.6	<0.6	<0.6
	Chromium	mg/kg	0.9	[#1]	17.5	17.3	3.51	22.1	20.9	11.1	10.3
	Copper	mg/kg	1.4	12000	5.7	8.4	2.76	14.8	12.4	4.9	5.33
	Lead	mg/kg	0.7	630[#2]	9.64	23.2	4.07	32.2	13.7	11.9	21.9
	Mercury	mg/kg	0.14	[#3]	<0.14	<0.14	<0.14	0.173	<0.14	<0.14	<0.14
	Molybdenum	mg/kg	0.1		-	-	-	-	-	-	-
	Nickel	mg/kg	0.2	230[#4]	11.4	15.7	3.47	17.1	24.7	12.4	12.7
	Selenium	mg/kg	1	1100	<1	<1	<1	<1	<1	<1	<1
	Vanadium	mg/kg	0.2	2000	-	-	-	-	-	-	-
	Zinc	mg/kg	1.9	81000	32.9	42	19.1	59.4	47.1	34.3	36
Asbestos	Anthophyllite	Detect			0	0	0	0	0	0	0
	Asbestos Analysts Comments	-			-	-	-	-	-	-	-
	Asbestos PCOM Quantification	%	0.001		-	-	-	-	-	-	-
	Asbestos Quantification Total	%	0.001		-	-	-	-	-	-	-
	Asbestos: Actinolite	Detect			0	0	0	0	0	0	0
	Additional Asbestos Components (Using TM048)	Comment			-	-	-	-	-	-	-
	Crocidolite Asbestos	Detect			0	0	0	0	0	0	0
	Asbestos Gravimetric Quantification	%	0.001		-	-	-	-	-	-	-
	Chrysotile Asbestos	Detect			0	0	0	0	0	0	0
	Amosite Asbestos	Detect			0	0	0	0	0	0	0
	Non-Asbestos Fibre	Detect			0	0	0	0	0	0	0
	Tremolite	Detect			0	0	0	0	0	0	0
Inorganics	Alkalinity (total) as CaCO3	mg/kg	10		-	-	-	-	-	-	-
	Ammoniacal Nitrogen as N	mg/kg	12		-	-	-	-	-	-	-
	Cyanide (Free)	mg/kg	1		<1	<1	<1	<1	<1	<1	<1
	Cyanide Total	mg/kg	1		<1	<1	<1	<1	<1	<1	<1
	cyanides-complex	mg/kg	1		<1	<1	<1	<1	<1	<1	<1
	Nitrite (as N)	mg/kg	0.03		-	-	-	-	-	-	-
	Sulphate	mg/kg	200		-	-	-	-	-	-	-
PAH	Naphthalene	mg/kg	0.009	4900	<0.009	0.0141	<0.009	<0.009	<0.009	<0.009	<0.009
	Acenaphthene	mg/kg	0.008	15000	<0.008	0.0264	<0.008	<0.008	<0.008	<0.008	<0.008
	Acenaphthylene	mg/kg	0.012	15000	0.0149	0.0519	<0.012	<0.012	<0.012	<0.012	<0.012
	Fluoranthene	mg/kg	0.017	3100	0.234	1.59	<0.017	0.173	0.0602	0.0814	0.139
	Anthracene	mg/kg	0.016	74000	0.0243	0.16	<0.016	<0.016	<0.016	<0.016	<0.016
	Phenanthrene	mg/kg	0.015	3100	0.0898	0.598	<0.015	0.0778	0.0233	0.0279	0.0332
	Fluorene	mg/kg	0.01	9900	<0.01	0.0306	<0.01	<0.01	<0.01	<0.01	<0.01
	Chrysene	mg/kg	0.01	57	0.105	0.788	<0.01	0.0816	0.0299	0.0428	0.068
	Pyrene	mg/kg	0.015	7400	0.209	1.41	<0.015	0.148	0.0528	0.0741	0.129
	Benzo(a)anthracene	mg/kg	0.014	29	0.11	0.865	<0.014	0.0864	0.0355	0.0423	0.0767
	Benzo(b)fluoranthene	mg/kg	0.015	7.1	0.178	0.804	<0.015	0.137	0.0815	0.0707	0.114
	Benzo(k)fluoranthene	mg/kg	0.014	190	0.064	0.453	<0.014	0.0533	0.0268	0.0241	0.0392
	Benzo(a)pyrene	mg/kg	0.015	5.7	0.115	1.05	<0.015	0.0956	0.0646	0.0472	0.0777
	Dibenz(a,h)anthracene	mg/kg	0.023	0.57	<0.023	0.131	<0.023	<0.023	<0.023	<0.023	<0.023
	Benzo(g,h,i)perylene	mg/kg	0.024	640	0.0953	0.835	<0.024	0.0874	0.0733	0.0416	0.0702
	Indeno(1,2,3-c,d)pyrene	mg/kg	0.018	82	0.109	0.806	<0.018	0.0907	0.0843	0.0404	0.0727
	PAH 16 Total	mg/kg	0.118		1.35	9.62	<0.118	1.03	0.532	0.493	0.819
TPH CWG	>C5-C6 Aliphatics	mg/kg	0.01	(sol)570000[#5]	-	-	-	-	-	-	-
	>C6-C8 Aliphatics	mg/kg	0.01	600000	-	-	-	-	-	-	-
	>C10-C44 Aliphatics	mg/kg	5		-	-	-	-	-	-	-
	>C10-C44 Aliphatics/Aromatics	mg/kg	10		-	-	-	-	-	-	-
	>C8-C10 Aliphatics	mg/kg	0.01	13000	-	-	-	-	-	-	-
	>C10-C12 Aliphatics	mg/kg	0.01	13000	-	-	-	-	-	-	-
	>C12-C16 Aliphatics	mg/kg	0.1	13000	-	-	-	-	-	-	-
	>C16-C21 Aliphatics	mg/kg	0.1	125000[#5]	-	-	-	-	-	-	-
	>C21-C35 Aliphatics	mg/kg	0.1	125000[#5]	-	-	-	-	-	-	-
	>C35-C44 Aliphatics	mg/kg	0.1	250000	-	-	-	-	-	-	-
	>C5-C10 Aliphatics	mg/kg	0.05		-	-	-	-	-	-	-
	Total Aliphatics >C12-C44	mg/kg	0.1		-	-	-	-	-	-	-
	>EC5-EC10 Aromatics	mg/kg	0.05		-	-	-	-	-	-	-
	>EC6-EC7 Aromatics	mg/kg	0.01		-	-	-	-	-	-	-
	>EC7-EC8 Aromatics	mg/kg	0.01	56000	-	-	-	-	-	-	-
	>EC8-EC10 Aromatics	mg/kg	0.01	5000	-	-	-	-	-	-	-
	>EC10-EC12 Aromatics	mg/kg	0.01	5000	-	-	-	-	-	-	-
	>EC10-EC44 Aromatics	mg/kg	5		-	-	-	-	-	-	-
	>EC12-EC16 Aromatics	mg/kg	0.1	5100	-	-	-	-	-	-	-
	>EC16-EC21 Aromatics	mg/kg	0.1	3800	-	-	-	-	-	-	-
	>EC21-EC35 Aromatics	mg/kg	0.1	3800	-	-	-	-	-	-	-
	>EC35-EC44 Aromatics	mg/kg	0.1	3800	-	-	-	-	-	-	-
	>EC40-EC44 Aromatics	mg/kg	0.1		-	-	-	-	-	-	-
	>EC12-EC44 Aromatics	mg/kg	0.1		-	-	-	-	-	-	-
	TPH Aliphatics & Aromatics >C5-44	mg/kg	0.1		-	-	-	-	-	-	-
TPH	>C5-C6	mg/kg	0.02		<0.02	<0.02	<0.02	<0.02	<0.02	<0.02	<0.02

				Location Code	TP01003	TP01003	TP01003	TP01004	TP01004	TP01004	TP01004
				Sample Depth Range	1-1.05	1.7-1.75	2.5-2.55	0.05-0.1	0.3-0.55	0.8-0.85	1.65-1.7
				Sampled Date Time	14/10/2019	14/10/2019	14/10/2019	11/10/2019	11/10/2019	11/10/2019	11/10/2019
				LQM S4UL Public Open Space (POS) Residential - 1% SOM (GAC)							
Chem_Group	ChemName	output unit	EQL								
	>C6-C7	mg/kg	0.02		<0.02	<0.02	<0.02	<0.02	<0.02	<0.02	<0.02
	>C7-C8	mg/kg	0.02		<0.02	<0.02	<0.02	<0.02	<0.02	<0.02	<0.02
	>C8-C10	mg/kg	0.02		<0.02	<0.02	<0.02	<0.02	<0.02	<0.02	<0.02
	>C10-C12	mg/kg	0.02		<0.02	<0.02	<0.02	<0.02	<0.02	<0.02	<0.02
	>C12-C16	mg/kg	35		<35	<35	<35	<35	<35	<35	<35
	>C16-C21	mg/kg	35		<35	<35	<35	<35	<35	<35	<35
	>C21-C28	mg/kg	35		<35	<35	<35	<35	<35	<35	<35
	>C28-C35	mg/kg	35		<35	<35	<35	<35	<35	<35	<35
	>C35-C40	mg/kg	35		<35	<35	<35	<35	<35	<35	<35
	GRO >C5-10	mg/kg	0.02		-	-	-	-	-	-	-
	TPH >C6-C40	mg/kg	10		-	-	-	-	-	-	-
	EPH>C5-40	mg/kg	35		<35	66.5	<35	<35	<35	<35	<35
	EPH >C10-40	mg/kg	35		<35	66.5	<35	<35	<35	<35	<35
	GRO >C5-12	mg/kg	0.1		<0.1	<0.1	<0.1	<0.1	<0.1	<0.1	<0.1
	Total Petroleum Hydrocarbons	mg/kg	35		-	-	-	-	-	-	-
BTEX and MTBE	Benzene	mg/kg	0.009	72	<0.009	<0.009	<0.009	<0.009	<0.009	<0.009	<0.009
	Toluene	mg/kg	0.007	56000	<0.007	<0.007	<0.007	<0.007	<0.007	<0.007	<0.007
	Ethylbenzene	mg/kg	0.004	24000	<0.004	<0.004	<0.004	<0.004	<0.004	<0.004	<0.004
	Xylene (m & p)	mg/kg	0.01	41000#7	<0.01	<0.01	<0.01	<0.01	<0.01	<0.01	<0.01
	Xylene (o)	mg/kg	0.01	41000	<0.01	<0.01	<0.01	<0.01	<0.01	<0.01	<0.01
	Xylene Total	mg/kg	0.02		-	-	-	-	-	-	-
	MTBE	mg/kg	0.01		<0.01	<0.01	<0.01	<0.01	<0.01	<0.01	<0.01
	Total BTEX	mg/kg	0.04		<0.04	<0.04	<0.04	<0.04	<0.04	<0.04	<0.04
VOC	Styrene	mg/kg	0.01		-	-	-	-	-	-	-
	cis-1,3-dichloropropene	mg/kg	0.01		-	-	-	-	-	-	-
	trans-1,3-dichloropropene	mg/kg	0.01		-	-	-	-	-	-	-
	1,1,1,2-tetrachloroethane	mg/kg	0.01	1400	-	-	-	-	-	-	-
	1,1,1-trichloroethane	mg/kg	0.007	140000	-	-	-	-	-	-	-
	1,1,2,2-tetrachloroethane	mg/kg	0.01	1400	-	-	-	-	-	-	-
	1,1,2-trichloroethane	mg/kg	0.01		-	-	-	-	-	-	-
	1,1-dichloroethane	mg/kg	0.008		-	-	-	-	-	-	-
	1,1-dichloroethene	mg/kg	0.01		-	-	-	-	-	-	-
	1,1-dichloropropene	mg/kg	0.01		-	-	-	-	-	-	-
	1,2,3-trichloropropane	mg/kg	0.016		-	-	-	-	-	-	-
	1,2,4-trimethylbenzene	mg/kg	0.009		-	-	-	-	-	-	-
	1,2-dibromo-3-chloropropane	mg/kg	0.014		-	-	-	-	-	-	-
	1,2-dibromoethane	mg/kg	0.01		-	-	-	-	-	-	-
	1,2-dichloroethane	mg/kg	0.005	29	-	-	-	-	-	-	-
	1,2-dichloropropane	mg/kg	0.01		-	-	-	-	-	-	-
	1,3,5-trimethylbenzene	mg/kg	0.008		-	-	-	-	-	-	-
	1,3-dichloropropane	mg/kg	0.007		-	-	-	-	-	-	-
	2,2-dichloropropane	mg/kg	0.01		-	-	-	-	-	-	-
	2-chlorotoluene	mg/kg	0.009		-	-	-	-	-	-	-
	4-chlorotoluene	mg/kg	0.01		-	-	-	-	-	-	-
	Bromobenzene	mg/kg	0.01		-	-	-	-	-	-	-
	Bromochloromethane	mg/kg	0.01		-	-	-	-	-	-	-
	Bromodichloromethane	mg/kg	0.007		-	-	-	-	-	-	-
	Bromoform	mg/kg	0.01		-	-	-	-	-	-	-
	Bromomethane	mg/kg	0.01		-	-	-	-	-	-	-
	Carbon disulfide	mg/kg	0.007	11000	-	-	-	-	-	-	-
	Carbon tetrachloride	mg/kg	0.01	890	-	-	-	-	-	-	-
	Chlorodibromomethane	mg/kg	0.01		-	-	-	-	-	-	-
	Chloroethane	mg/kg	0.01		-	-	-	-	-	-	-
	Chloroform	mg/kg	0.008	2500	-	-	-	-	-	-	-
	Chloromethane	mg/kg	0.007		-	-	-	-	-	-	-
	cis-1,2-dichloroethene	mg/kg	0.006		-	-	-	-	-	-	-
	Dibromomethane	mg/kg	0.009		-	-	-	-	-	-	-
	Dichlorodifluoromethane	mg/kg	0.006		-	-	-	-	-	-	-
	Dichloromethane	mg/kg	0.01		-	-	-	-	-	-	-
	Isopropylbenzene	mg/kg	0.005		-	-	-	-	-	-	-
	n-butylbenzene	mg/kg	0.011		-	-	-	-	-	-	-
	n-propylbenzene	mg/kg	0.01		-	-	-	-	-	-	-
	p-isopropyltoluene	mg/kg	0.01		-	-	-	-	-	-	-
	sec-butylbenzene	mg/kg	0.01		-	-	-	-	-	-	-
	Trichloroethene	mg/kg	0.009	120	-	-	-	-	-	-	-
	tert-butylbenzene	mg/kg	0.014		-	-	-	-	-	-	-
	Tetrachloroethene	mg/kg	0.005	1400	-	-	-	-	-	-	-
	trans-1,2-dichloroethene	mg/kg	0.01		-	-	-	-	-	-	-
	Trichlorofluoromethane	mg/kg	0.006		-	-	-	-	-	-	-
	Vinyl chloride	mg/kg	0.006	3.5	-	-	-	-	-	-	-
	tert-Amyl methyl ether	mg/kg	0.01		-	-	-	-	-	-	-
VOC/SVOC	1,2,3-trichlorobenzene	mg/kg	0.02	1800	-	-	-	-	-	-	-
	1,2,4-trichlorobenzene	mg/kg	0.02	15000	-	-	-	-	-	-	-
	1,2-dichlorobenzene	mg/kg	0.01	90000	-	-	-	-	-	-	-
	1,3,5-Trichlorobenzene	mg/kg	0.02	1700	-	-	-	-	-	-	-
	1,3-dichlorobenzene	mg/kg	0.008	300	-	-	-	-	-	-	-
	1,4-dichlorobenzene	mg/kg	0.005	17000	-	-	-	-	-	-	-

				Location Code	TP01003	TP01003	TP01003	TP01004	TP01004	TP01004	TP01004
				Sample Depth Range	1-1.05	1.7-1.75	2.5-2.55	0.05-0.1	0.3-0.55	0.8-0.85	1.65-1.7
				Sampled Date Time	14/10/2019	14/10/2019	14/10/2019	11/10/2019	11/10/2019	11/10/2019	11/10/2019
			LQM S4UL Public Open Space (POS) Residential - 1% SOM (GAC)								
Chem_Group	**ChemName**	**output unit**	**EQL**								
	Chlorobenzene	mg/kg	0.005	11000	-	-	-	-	-	-	-
	Hexachlorobutadiene	mg/kg	0.02	25	-	-	-	-	-	-	-
SVOC	4-bromophenyl phenyl ether	mg/kg	0.1		-	-	-	-	-	-	-
	4-nitroaniline	mg/kg	0.1		-	-	-	-	-	-	-
	4-nitrophenol	mg/kg	0.1		-	-	-	-	-	-	-
	2,4,5-trichlorophenol	mg/kg	0.1		-	-	-	-	-	-	-
	2,4,6-trichlorophenol	mg/kg	0.1		-	-	-	-	-	-	-
	2,4-dichlorophenol	mg/kg	0.1		-	-	-	-	-	-	-
	2,4-dimethylphenol	mg/kg	0.1		-	-	-	-	-	-	-
	2,4-dinitrotoluene	mg/kg	0.1		-	-	-	-	-	-	-
	2,6-dinitrotoluene	mg/kg	0.1		-	-	-	-	-	-	-
	2-chloronaphthalene	mg/kg	0.1		-	-	-	-	-	-	-
	2-chlorophenol	mg/kg	0.1		-	-	-	-	-	-	-
	2-methylnaphthalene	mg/kg	0.1		-	-	-	-	-	-	-
	2-methylphenol	mg/kg	0.1		-	-	-	-	-	-	-
	2-nitroaniline	mg/kg	0.1		-	-	-	-	-	-	-
	2-nitrophenol	mg/kg	0.1		-	-	-	-	-	-	-
	3-nitroaniline	mg/kg	0.1		-	-	-	-	-	-	-
	4-chloro-3-methylphenol	mg/kg	0.1		-	-	-	-	-	-	-
	4-chloroaniline	mg/kg	0.1		-	-	-	-	-	-	-
	4-chlorophenyl phenyl ether	mg/kg	0.1		-	-	-	-	-	-	-
	4-methylphenol	mg/kg	0.1		-	-	-	-	-	-	-
	Azobenzene	mg/kg	0.1		-	-	-	-	-	-	-
	Bis(2-chloroethoxy) methane	mg/kg	0.1		-	-	-	-	-	-	-
	Bis(2-chloroethyl)ether	mg/kg	0.1		-	-	-	-	-	-	-
	Bis(2-chloroisopropyl) ether	mg/kg	0.1		-	-	-	-	-	-	-
	Bis(2-ethylhexyl) phthalate	mg/kg	0.1		-	-	-	-	-	-	-
	Butyl benzyl phthalate	mg/kg	0.1		-	-	-	-	-	-	-
	Carbazole	mg/kg	0.1		-	-	-	-	-	-	-
	Dibenzofuran	mg/kg	0.1		-	-	-	-	-	-	-
	Diethylphthalate	mg/kg	0.1		-	-	-	-	-	-	-
	Dimethyl phthalate	mg/kg	0.1		-	-	-	-	-	-	-
	Di-n-butyl phthalate	mg/kg	0.1		-	-	-	-	-	-	-
	Di-n-octyl phthalate	mg/kg	0.1		-	-	-	-	-	-	-
	Hexachlorobenzene	mg/kg	0.05	16	-	-	-	-	-	-	-
	Hexachlorocyclopentadiene	mg/kg	0.1		-	-	-	-	-	-	-
	Hexachloroethane	mg/kg	0.1		-	-	-	-	-	-	-
	Isophorone	mg/kg	0.1		-	-	-	-	-	-	-
	Nitrobenzene	mg/kg	0.1		-	-	-	-	-	-	-
	N-nitrosodi-n-propylamine	mg/kg	0.1		-	-	-	-	-	-	-
	Pentachloronitrobenzene	mg/kg	0.05		-	-	-	-	-	-	-
	Pentachlorophenol	mg/kg	0.1	60	-	-	-	-	-	-	-
PCB	Heptachlorobiphenyl, 2,3,3,4,4,5,5- (PCB 189)	mg/kg	0.003		-	-	-	-	-	-	-
	Hexachlorobiphenyl, 2,3,3,4,4,5- (PCB 156)	mg/kg	0.003		-	-	-	-	-	-	-
	Hexachlorobiphenyl, 2,3,3,4,4,5- (PCB 157)	mg/kg	0.003		-	-	-	-	-	-	-
	Hexachlorobiphenyl, 2,3,4,4,5,5- (PCB 167)	mg/kg	0.003		-	-	-	-	-	-	-
	Hexachlorobiphenyl, 3,3,4,4,5,5- (PCB 169)	mg/kg	0.003		-	-	-	-	-	-	-
	PCB 101	mg/kg	0.003		-	-	-	-	-	-	-
	PCB 118	mg/kg	0.003		-	-	-	-	-	-	-
	PCB 138	mg/kg	0.003		-	-	-	-	-	-	-
	PCB 153	mg/kg	0.003		-	-	-	-	-	-	-
	PCB 180	mg/kg	0.003		-	-	-	-	-	-	-
	PCB 28	mg/kg	0.003		-	-	-	-	-	-	-
	PCB 52	mg/kg	0.003		-	-	-	-	-	-	-
	Pentachlorobiphenyl, 2,3,3,4,4- (PCB 105)	mg/kg	0.003		-	-	-	-	-	-	-
	Pentachlorobiphenyl, 2,3,4,4,5- (PCB 114)	mg/kg	0.003		-	-	-	-	-	-	-
	Pentachlorobiphenyl, 2,3,4,4,5- (PCB 123)	mg/kg	0.003		-	-	-	-	-	-	-
	Pentachlorobiphenyl, 3,3,4,4,5- (PCB 126)	mg/kg	0.003		-	-	-	-	-	-	-
	Tetrachlorobiphenyl, 3,3,4,4- (PCB 77)	mg/kg	0.003		-	-	-	-	-	-	-
	Tetrachlorobiphenyl, 3,4,4,5- (PCB 81)	mg/kg	0.003		-	-	-	-	-	-	-
	Total PCB 7 Congeners	mg/kg	0.021		-	-	-	-	-	-	-
	Total PCB WHO 12	mg/kg	0.036		-	-	-	-	-	-	-
Phenolics	Xylenols	mg/kg	0.015		<0.015	<0.015	<0.015	<0.015	<0.015	<0.015	<0.015
	Cresol Total	mg/kg	0.01		<0.01	<0.01	<0.01	<0.01	<0.01	<0.01	<0.01
	Phenol	mg/kg	0.01	(dir)760[#8]	<0.01	<0.01	<0.01	<0.01	<0.01	<0.01	<0.01
	Phenols Monohydric	mg/kg	0.035		<0.035	<0.035	<0.035	<0.035	<0.035	<0.035	<0.035
Organotins	Dibutyltin	mg/kg			-	-	-	-	-	-	-
	Monophenyltin	mg/kg			-	-	-	-	-	-	-
	Diphenyltin	mg/kg			-	-	-	-	-	-	-
	Monobutyltin	mg/kg			-	-	-	-	-	-	-
	Tetrabutyltin	mg/kg			-	-	-	-	-	-	-
	Tributyltin	mg/kg			-	-	-	-	-	-	-
	Triphenyltin	mg/kg			-	-	-	-	-	-	-
Pesticides	Heptachlor epoxide	mg/kg	0.05		-	-	-	-	-	-	-
	Tecnazene	mg/kg	0.05		-	-	-	-	-	-	-
	2,4,5-TP (Silvex)	mg/kg			-	-	-	-	-	-	-
	Hedonal	mg/kg			-	-	-	-	-	-	-

				Location Code	TP01003	TP01003	TP01003	TP01004	TP01004	TP01004	TP01004
				Sample Depth Range	1-1.05	1.7-1.75	2.5-2.55	0.05-0.1	0.3-0.55	0.8-0.85	1.65-1.7
				Sampled Date Time	14/10/2019	14/10/2019	14/10/2019	11/10/2019	11/10/2019	11/10/2019	11/10/2019
			LQM S4UL Public Open Space (POS) Residential - 1% SOM (GAC)								
Chem_Group	**ChemName**	**output unit**	**EQL**								
	2,4-DDT	mg/kg	0.05		-	-	-	-	-	-	-
	2,4-Dichlorprop	mg/kg			-	-	-	-	-	-	-
	4-(2,4-Dichlorophenoxy)butyric Acid (2,4-DB)	mg/kg			-	-	-	-	-	-	-
	4,4-DDE	mg/kg	0.05		-	-	-	-	-	-	-
	a-BHC	mg/kg	0.05	24	-	-	-	-	-	-	-
	Aldrin	mg/kg	0.05	18	-	-	-	-	-	-	-
	Atrazine	mg/kg	0.05	1200	-	-	-	-	-	-	-
	Azinophos methyl	mg/kg	0.05		-	-	-	-	-	-	-
	b-BHC	mg/kg	0.05	8.1	-	-	-	-	-	-	-
	Bentazone	mg/kg			-	-	-	-	-	-	-
	Chlordane (cis)	mg/kg	0.05		-	-	-	-	-	-	-
	Chlordane (trans)	mg/kg	0.05		-	-	-	-	-	-	-
	Chlorfenvinphos	mg/kg	0.05		-	-	-	-	-	-	-
	Chlorotoluron	mg/kg			-	-	-	-	-	-	-
	Chlorpyrifos-methyl	mg/kg	0.05		-	-	-	-	-	-	-
	Cyanazine	mg/kg			-	-	-	-	-	-	-
	d-BHC	mg/kg	0.05		-	-	-	-	-	-	-
	DDD	mg/kg	0.05		-	-	-	-	-	-	-
	DDT	mg/kg	0.05		-	-	-	-	-	-	-
	Chlorothalonil	mg/kg	0.05		-	-	-	-	-	-	-
	Diazinon	mg/kg	0.05		-	-	-	-	-	-	-
	Dichlorvos	mg/kg	0.05	16	-	-	-	-	-	-	-
	Dieldrin	mg/kg	0.05	18	-	-	-	-	-	-	-
	Dimethoate	mg/kg	0.05		-	-	-	-	-	-	-
	Disulfoton	mg/kg	0.05		-	-	-	-	-	-	-
	Diuron	mg/kg			-	-	-	-	-	-	-
	Endosulfan I	mg/kg	0.05	1200	-	-	-	-	-	-	-
	Endosulfan II	mg/kg	0.05		-	-	-	-	-	-	-
	Endosulfan sulphate	mg/kg	0.05		-	-	-	-	-	-	-
	Endrin	mg/kg	0.05		-	-	-	-	-	-	-
	Fenitrothion	mg/kg	0.05		-	-	-	-	-	-	-
	Fenthion	mg/kg	0.05		-	-	-	-	-	-	-
	Fluroxypyr	mg/kg			-	-	-	-	-	-	-
	g-BHC (Lindane)	mg/kg	0.05	8.2	-	-	-	-	-	-	-
	Heptachlor	mg/kg	0.05		-	-	-	-	-	-	-
	Isodrin	mg/kg	0.05		-	-	-	-	-	-	-
	Isoproturon	mg/kg			-	-	-	-	-	-	-
	Linuron	mg/kg			-	-	-	-	-	-	-
	Malathion	mg/kg	0.05		-	-	-	-	-	-	-
	2-Methyl-4-chlorophenoxyacetic acid	mg/kg			-	-	-	-	-	-	-
	2-Methyl-4-Chlorophenoxy Butanoic Acid	mg/kg			-	-	-	-	-	-	-
	Mecoprop	mg/kg			-	-	-	-	-	-	-
	Methoxychlor	mg/kg	0.05		-	-	-	-	-	-	-
	Methyl parathion	mg/kg	0.05		-	-	-	-	-	-	-
	Mevinphos (Phosdrin)	mg/kg	0.05		-	-	-	-	-	-	-
	Nitroguanidine	mg/kg			-	-	-	-	-	-	-
	o,p-DDD	mg/kg	0.05		-	-	-	-	-	-	-
	o,p'-DDE	mg/kg	0.05		-	-	-	-	-	-	-
	o,p-Methoxychlor	mg/kg	0.05		-	-	-	-	-	-	-
	Parathion	mg/kg	0.05		-	-	-	-	-	-	-
	Pendimethalin	mg/kg	0.05		-	-	-	-	-	-	-
	Permethrin	mg/kg	0.05		-	-	-	-	-	-	-

				Location Code	TP01003	TP01003	TP01003	TP01004	TP01004	TP01004	TP01004
				Sample Depth Range	1-1.05	1.7-1.75	2.5-2.55	0.05-0.1	0.3-0.55	0.8-0.85	1.65-1.7
				Sampled Date Time	14/10/2019	14/10/2019	14/10/2019	11/10/2019	11/10/2019	11/10/2019	11/10/2019
			LQM S4UL Public Open Space (POS) Residential - 1% SOM (GAC)								
Chem Group	**ChemName**	**output unit**	**EQL**								
	Permethrin II	mg/kg	0.05		-	-	-	-	-	-	-
	Phorate	mg/kg	0.05		-	-	-	-	-	-	-
	Prometryn	mg/kg	0.05		-	-	-	-	-	-	-
	Pronamide	mg/kg	0.05		-	-	-	-	-	-	-
	Propazine	mg/kg	0.05		-	-	-	-	-	-	-
	Simazine	mg/kg	0.05		-	-	-	-	-	-	-
	Terbutryn	mg/kg	0.05		-	-	-	-	-	-	-
	Terbutylazine	mg/kg	0.05		-	-	-	-	-	-	-
	Triadimefon	mg/kg	0.05		-	-	-	-	-	-	-
	Triallate	mg/kg	0.05		-	-	-	-	-	-	-
	Tricloovr	mg/kg			-	-	-	-	-	-	-
	Trifluralin	mg/kg	0.05		-	-	-	-	-	-	-
	Telodrin	mg/kg	0.05		-	-	-	-	-	-	-
Radionuclides	Caesium-137	Bq/kg	1.4		-	-	-	-	-	-	-
	Protactinium-234m	Bq/kg	140		-	-	-	-	-	-	-
	Americium-241	Bq/g	0.0022		-	-	-	-	-	-	-
	Beryllium-7	Bq/g	0.016		-	-	-	-	-	-	-
	Cobalt-60	Bq/g	0.0015		-	-	-	-	-	-	-
	Gross alpha	Bq/kg	54		-	-	-	-	-	-	-
	Gross beta	Bq/kg	87		-	-	-	-	-	-	-
	Lead-210	Bq/kg	22		-	-	-	-	-	-	-
	Potassium-40	Bq/kg	2		-	-	-	-	-	-	-
	Radium -224	Bq/g	0.022		-	-	-	-	-	-	-
	Radium-226	Bq/g	0.0005		-	-	-	-	-	-	-
	Thorium-228	Bq/g	0.0005		-	-	-	-	-	-	-
	Thorium-230	Bq/g	0.0005		-	-	-	-	-	-	-
	Thorium-232	Bq/g	0.0005		-	-	-	-	-	-	-
	Thorium-234	Bq/g	0.025		-	-	-	-	-	-	-
	Uranium-234	Bq/g	0.0005		-	-	-	-	-	-	-
	Uranium-235	Bq/g	0.0005		-	-	-	-	-	-	-
SVOC TIC	SVOC TICS - Detect	Detect			-	-	-	-	-	-	-
	SVOC Tentatively Identified Compounds	mg/kg	0.1		-	-	-	-	-	-	-
VOC TIC	VOC Tentatively Identified Compounds	mg/kg	0.05		-	-	-	-	-	-	-
Explosives	2,2,4,4,6,6-Hexanitrostilbene	mg/kg			-	-	-	-	-	-	-
	2,4,6-Trinitrotoluene (TNT)	mg/kg		130	-	-	-	-	-	-	-
	2,4,6-trinitrophenyl	mg/kg			-	-	-	-	-	-	-
	HMX	mg/kg		13000	-	-	-	-	-	-	-
	Ethylene glycol dinitrate	mg/kg			-	-	-	-	-	-	-
	Nitrocellulose (12% N)	mg/kg			-	-	-	-	-	-	-
	Nitroglycerine	mg/kg			-	-	-	-	-	-	-
	PETN	mg/kg			-	-	-	-	-	-	-
	RDX	mg/kg		26000	-	-	-	-	-	-	-
	Tetryl	mg/kg			-	-	-	-	-	-	-
NA	Actinium-228	Bq/kg	2		-	-	-	-	-	-	-
	Caesium-134	Bq/kg	1.7		-	-	-	-	-	-	-
	Bismuth-212	Bq/kg	19		-	-	-	-	-	-	-
	Bismuth-214	Bq/kg	2		-	-	-	-	-	-	-
	Lead-212	Bq/kg	2		-	-	-	-	-	-	-
	Lead-214	Bq/kg	2		-	-	-	-	-	-	-
	Thallium-208	Bq/kg	2		-	-	-	-	-	-	-
Other	Temperature	°C			17.2	15.5	17	16.4	17.3	17.1	17.3
	Conductivity @ 20oC	uS/cm	14		2070 - 2180	188 - 235	124 - 133	240 - 242	168 - 171	162 - 163	310 - 320
	Organic Matter	%	0.35		-	-	-	-	-	-	-
	Moisture Content (dried @35oC)	%			9.9	14	20	18	7	16	19
	pH (Lab)	pH Units	1		8.12 - 8.7	8.37 - 8.69	7.98 - 9.02	8.21 - 8.49	8.2 - 8.5	8.25 - 8.6	8.18 - 8.49
	Total Organic Carbon	%	0.2		<0.2	0.336	<0.2	1.59	0.221	0.223	<0.2

Environmental Standards Comments
#1:GAC is only presented as speciated chromium. 7.7mg/kg is used for hexavalent. If hexavalent chromium (CrVI) data is available, a value of 1,500mg/kg may be appropriate for the remaining trivalent chromium (CrIII).
#2:C4SL for lead adopted
#3:GAC only presented as speciated mercury. 16mg/kg is used for elemental mercury. If the CSM indicates that elemental mercury is not a CoC and mercury is present in an inorganic form, a value of 120mg/kg for inorganic mercury may be appropriate
#4:Updated S4UL for nickel
#5:S4UL exceeds solubility saturation limit
#6:Criteria derived for Ali>C16-21 & Ali>C21-35. Requires summation of fractions to use Ali>C16-C35 criteria.
#7:Criteria presented is for p-xylene. A separate value is presented for o-xylene.
#8:S4UL based on a threshold protective of direct skin contact with phenol

Key

<0.6	Result MDL exceeds GAC
27.8	Result exceeds GAC

Notes
Where a range is given a determinand has been analysed for by more than one method

				Location Code	TP01005	TP01005	TP01006	TP01006	TP01007A	TP01007A	TP01007A
				Sample Depth Range	0.05-0.1	0.2-0.4	0.05-0.05	0.2-0.3	0.05-0.15	0.4-0.5	1.3-1.4
				Sampled Date Time	13/11/2019	13/11/2019	07/11/2019	07/11/2019	17/10/2019	17/10/2019	17/10/2019
				LQM S4UL Public Open Space (POS) Residential - 1% SOM (GAC)							
Chem_Group	**ChemName**	**output unit**	**EQL**								
Metals	Antimony	mg/kg	0.6		-	-	-	-	1.11	<0.6	<0.6
	Arsenic	mg/kg	0.6	79	13.5	<0.6	10.1	<0.6	7.63	4.81	3.79
	Barium	mg/kg	0.6		-	-	-	-	-	-	-
	Beryllium	mg/kg	0.01	2.2	-	-	-	-	-	-	-
	Boron	mg/kg	1	21000	1.4	<1	<1	<1	<1	<1	<1
	Cadmium	mg/kg	0.02	120	0.468	0.63	0.391	0.34	0.239	<0.02	<0.02
	Chromium (hexavalent)	mg/kg	0.6	7.7	<0.6	<0.6	<0.6	<0.6	<0.6	<0.6	<0.6
	Chromium	mg/kg	0.9	[#1]	107	5.16	102	2.53	34.8	37.4	31.2
	Copper	mg/kg	1.4	12000	579	24.1	407	9.24	22.9	4.87	9.32
	Lead	mg/kg	0.7	630[#2]	161	5.91	164	3.22	39.8	8.11	7.51
	Mercury	mg/kg	0.14	[#3]	<0.14	<0.14	<0.14	<0.14	<0.14	<0.14	<0.14
	Molybdenum	mg/kg	0.1		-	-	-	-	0.296	<0.1	<0.1
	Nickel	mg/kg	0.2	230[#4]	41.7	5.63	34.3	5.98	8.28	14.7	18.5
	Selenium	mg/kg	1	1100	<1	<1	<1	<1	<1	<1	<1
	Vanadium	mg/kg	0.2	2000	-	-	-	-	30.4	48.3	37.6
	Zinc	mg/kg	1.9	81000	2010	114	1970	45.6	52	47.9	55.5
Asbestos	Anthophyllite	Detect			0	0	0	0	0	0	0
	Asbestos Analysts Comments	-			-	-	-	-	-	-	-
	Asbestos PCOM Quantification	%	0.001		-	-	-	-	-	-	-
	Asbestos Quantification Total	%	0.001		-	-	-	-	-	-	-
	Asbestos: Actinolite	Detect			0	0	0	0	0	0	0
	Additional Asbestos Components (Using TM048)	Comment			-	-	-	-	-	-	-
	Crocidolite Asbestos	Detect			0	0	0	0	0	0	0
	Asbestos Gravimetric Quantification	%	0.001		-	-	-	-	-	-	-
	Chrysotile Asbestos	Detect			0	0	0	0	0	0	0
	Amosite Asbestos	Detect			0	0	0	0	0	0	0
	Non-Asbestos Fibre	Detect			0	1	0	0	0	0	0
	Tremolite	Detect			0	0	0	0	0	0	0
Inorganics	Alkalinity (total) as CaCO3	mg/kg	10		-	-	-	-	-	-	-
	Ammoniacal Nitrogen as N	mg/kg	12		-	-	-	-	-	-	-
	Cyanide (Free)	mg/kg	1		<1	<1	<1	<1	<1	<1	<1
	Cyanide Total	mg/kg	1		5.97	<1	7.22	<1	<1	<1	<1
	cyanides-complex	mg/kg	1		5.62	<1	6.83	<1	<1	<1	<1
	Nitrite (as N)	mg/kg	0.03		-	-	-	-	-	-	-
	Sulphate	mg/kg	200		-	-	-	-	-	-	-
PAH	Naphthalene	mg/kg	0.009	4900	<0.18	<0.009	<0.18	<0.009	<0.009	<0.009	<0.009
	Acenaphthene	mg/kg	0.008	15000	<0.16	<0.008	<0.16	<0.008	<0.008	<0.008	<0.008
	Acenaphthylene	mg/kg	0.012	15000	<0.24	<0.012	<0.24	<0.012	<0.012	<0.012	<0.012
	Fluoranthene	mg/kg	0.017	3100	1.98 - 2.14	<0.1 - 0.106	<0.5 - 2.06	0.0481	0.136	<0.017	<0.017
	Anthracene	mg/kg	0.016	74000	<0.32	<0.016	<0.32	<0.016	<0.016	<0.016	<0.016
	Phenanthrene	mg/kg	0.015	3100	<0.5 - 0.623	<0.1 - 0.0332	<0.5 - 0.71	<0.015	0.0574	<0.015	<0.015
	Fluorene	mg/kg	0.01	9900	<0.2	<0.01	<0.2	<0.01	<0.01	<0.01	<0.01
	Chrysene	mg/kg	0.01	57	1.14 - 1.77	<0.1 - 0.0642	<0.5 - 1.23	0.0197	0.0505	<0.01	<0.01
	Pyrene	mg/kg	0.015	7400	1.86 - 2.31	<0.1 - 0.101	<0.5 - 1.91	0.0453	0.11	<0.015	<0.015
	Benzo(a)anthracene	mg/kg	0.014	29	1.09 - 1.33	<0.1 - 0.0612	<0.5 - 0.958	0.0213	0.0499	<0.014	<0.014
	Benzo(b)fluoranthene	mg/kg	0.015	7.1	1.79 - 2.5	<0.1 - 0.126	<0.5 - 2.37	0.0588	0.0593	<0.015	<0.015
	Benzo(k)fluoranthene	mg/kg	0.014	190	0.801 - 2.19	<0.1 - 0.0413	<0.5 - 0.878	<0.014	0.0203	<0.014	<0.014
	Benzo(a)pyrene	mg/kg	0.015	5.7	1.3 - 1.67	<0.1 - 0.0906	<0.5 - 1.25	0.0313	0.0492	<0.015	<0.015
	Dibenz(a,h)anthracene	mg/kg	0.023	0.57	<0.46	<0.023	<0.46	<0.023	<0.023	<0.023	<0.023
	Benzo(g,h,i)perylene	mg/kg	0.024	640	1.84 - 2.05	<0.1 - 0.118	<0.5 - 1.39	0.0427	0.038	<0.024	<0.024
	Indeno(1,2,3-c,d)pyrene	mg/kg	0.018	82	1.42 - 2.42	<0.1 - 0.0792	<0.5 - 1.3	0.0371	0.0358	<0.018	<0.018
	PAH 16 Total	mg/kg	0.118		15.1	0.82	14	0.304	0.607	<0.118	<0.118
TPH CWG	>C5-C6 Aliphatics	mg/kg	0.01	(sol)570000[#5]	-	-	-	-	<0.01	<0.01	<0.01
	>C6-C8 Aliphatics	mg/kg	0.01	600000	-	-	-	-	<0.01	<0.01	<0.01
	>C10-C44 Aliphatics	mg/kg	5		-	-	-	-	6.23	<5	<5
	>C10-C44 Aliphatics/Aromatics	mg/kg	10		-	-	-	-	11	<10	<10
	>C8-C10 Aliphatics	mg/kg	0.01	13000	-	-	-	-	<0.01	<0.01	<0.01
	>C10-C12 Aliphatics	mg/kg	0.01	13000	-	-	-	-	<1	<1	<1
	>C12-C16 Aliphatics	mg/kg	0.1	13000	-	-	-	-	<1	<1	<1
	>C16-C21 Aliphatics	mg/kg	0.1	125000[#6]	-	-	-	-	<1	<1	<1
	>C21-C35 Aliphatics	mg/kg	0.1	125000[#6]	-	-	-	-	5.97	<1	<1
	>C35-C44 Aliphatics	mg/kg	0.1	250000	-	-	-	-	<1	<1	<1
	>C5-C10 Aliphatics	mg/kg	0.05		-	-	-	-	<0.05	<0.05	<0.05
	Total Aliphatics >C12-C44	mg/kg	0.1		-	-	-	-	-	-	-
	>EC5-EC10 Aromatics	mg/kg	0.05		-	-	-	-	<0.05	<0.05	<0.05
	>EC6-EC7 Aromatics	mg/kg	0.01		-	-	-	-	<0.01	<0.01	<0.01
	>EC7-EC8 Aromatics	mg/kg	0.01	56000	-	-	-	-	<0.01	<0.01	<0.01
	>EC8-EC10 Aromatics	mg/kg	0.01	5000	-	-	-	-	<0.01	<0.01	<0.01
	>EC10-EC12 Aromatics	mg/kg	0.01	5000	-	-	-	-	<1	<1	<1
	>EC10-EC44 Aromatics	mg/kg	5		-	-	-	-	<5	<5	<5
	>EC12-EC16 Aromatics	mg/kg	0.1	5100	-	-	-	-	<1	<1	<1
	>EC16-EC21 Aromatics	mg/kg	0.1	3800	-	-	-	-	<1	<1	<1
	>EC21-EC35 Aromatics	mg/kg	0.1	3800	-	-	-	-	3.32	<1	<1
	>EC35-EC44 Aromatics	mg/kg	0.1	3800	-	-	-	-	<1	<1	<1
	>EC40-EC44 Aromatics	mg/kg	0.1		-	-	-	-	<1	<1	<1
	>EC12-EC44 Aromatics	mg/kg	0.1		-	-	-	-	-	-	-
	TPH Aliphatics & Aromatics >C5-44	mg/kg	0.1		-	-	-	-	<10	<10	<10
TPH	>C5-C6	mg/kg	0.02		0.0383	<0.02	<0.02	<0.02	-	-	-

				Location Code	TP01005	TP01005	TP01006	TP01006	TP01007A	TP01007A	TP01007A
				Sample Depth Range	0.05-0.1	0.2-0.4	0.05-0.05	0.2-0.3	0.05-0.15	0.4-0.5	1.3-1.4
				Sampled Date Time	13/11/2019	13/11/2019	07/11/2019	07/11/2019	17/10/2019	17/10/2019	17/10/2019
				LQM S4UL Public Open Space (POS) Residential - 1% SOM (GAC)							
Chem Group	**ChemName**	**output unit**	**EQL**								
	>C6-C7	mg/kg	0.02		0.0444	<0.02	<0.02	<0.02	-	-	-
	>C7-C8	mg/kg	0.02		0.0505	<0.02	<0.02	<0.02	-	-	-
	>C8-C10	mg/kg	0.02		0.0979	<0.02	0.0212	<0.02	-	-	-
	>C10-C12	mg/kg	0.02		<35 - 0.078	<0.02	<0.02	<0.02	-	-	-
	>C12-C16	mg/kg	35		44.7	<35	<35	<35	-	-	-
	>C16-C21	mg/kg	35		183	<35	114	<35	-	-	-
	>C21-C28	mg/kg	35		952	44.9	633	79.3	-	-	-
	>C28-C35	mg/kg	35		1540	71.5	1010	<35	-	-	-
	>C35-C40	mg/kg	35		987	44.5	644	<35	-	-	-
	GRO >C5-10	mg/kg	0.02		-	-	-	-	<0.02	<0.02	<0.02
	TPH >C6-C40	mg/kg	10		-	-	-	-	-	-	-
	EPH>C5-40	mg/kg	35		3730	170	2430	159	-	-	-
	EPH >C10-40	mg/kg	35		3730	170	2430	159	-	-	-
	GRO >C5-12	mg/kg	0.1		0.308	<0.1	<0.1	<0.1	-	-	-
	Total Petroleum Hydrocarbons	mg/kg	35		-	-	-	-	-	-	-
BTEX and MTBE	Benzene	mg/kg	0.009	72	<0.18	<0.18	<0.18	<0.009	<0.009	<0.009	<0.009
	Toluene	mg/kg	0.007	56000	<0.14	<0.14	<0.14	<0.007	<0.007	<0.007	<0.007
	Ethylbenzene	mg/kg	0.004	24000	<0.08	<0.08	<0.08	<0.004	<0.004	<0.004	<0.004
	Xylene (m & p)	mg/kg	0.01	41000[#7]	<0.2	<0.2	<0.2	<0.01	<0.01	<0.01	<0.01
	Xylene (o)	mg/kg	0.01	41000	<0.2	<0.2	<0.2	<0.01	<0.01	<0.01	<0.01
	Xylene Total	mg/kg	0.02		-	-	-	-	<0.02	<0.02	<0.02
	MTBE	mg/kg	0.01		<0.2	<0.2	<0.2	<0.01	<0.01	<0.01	<0.01
	Total BTEX	mg/kg	0.04		<0.8	<0.8	<0.8	<0.04	<0.04	<0.04	<0.04
VOC	Styrene	mg/kg	0.01		<0.2	<0.2	<0.2	-	-	-	-
	cis-1,3-dichloropropene	mg/kg	0.01		<0.2	<0.2	<0.2	-	-	-	-
	trans-1,3-dichloropropene	mg/kg	0.01		<0.2	<0.2	<0.2	-	-	-	-
	1,1,1,2-tetrachloroethane	mg/kg	0.01	1400	<0.2	<0.2	<0.2	-	-	-	-
	1,1,1-trichloroethane	mg/kg	0.007	140000	<0.14	<0.14	<0.14	-	-	-	-
	1,1,2,2-tetrachloroethane	mg/kg	0.01	1400	<0.2	<0.2	<0.2	-	-	-	-
	1,1,2-trichloroethane	mg/kg	0.01		<0.2	<0.2	<0.2	-	-	-	-
	1,1-dichloroethane	mg/kg	0.008		<0.16	<0.16	<0.16	-	-	-	-
	1,1-dichloroethene	mg/kg	0.01		<0.2	<0.2	<0.2	-	-	-	-
	1,1-dichloropropene	mg/kg	0.01		<0.2	<0.2	<0.2	-	-	-	-
	1,2,3-trichloropropane	mg/kg	0.016		<0.32	<0.32	<0.32	-	-	-	-
	1,2,4-trimethylbenzene	mg/kg	0.009		<0.18	<0.18	<0.18	-	-	-	-
	1,2-dibromo-3-chloropropane	mg/kg	0.014		<0.28	<0.28	<0.28	-	-	-	-
	1,2-dibromoethane	mg/kg	0.01		<0.2	<0.2	<0.2	-	-	-	-
	1,2-dichloroethane	mg/kg	0.005	29	<0.1	<0.1	<0.1	-	-	-	-
	1,2-dichloropropane	mg/kg	0.01		<0.2	<0.2	<0.2	-	-	-	-
	1,3,5-trimethylbenzene	mg/kg	0.008		<0.16	<0.16	<0.16	-	-	-	-
	1,3-dichloropropane	mg/kg	0.007		<0.14	<0.14	<0.14	-	-	-	-
	2,2-dichloropropane	mg/kg	0.01		<0.2	<0.2	<0.2	-	-	-	-
	2-chlorotoluene	mg/kg	0.009		<0.18	<0.18	<0.18	-	-	-	-
	4-chlorotoluene	mg/kg	0.01		<0.2	<0.2	<0.2	-	-	-	-
	Bromobenzene	mg/kg	0.01		<0.2	<0.2	<0.2	-	-	-	-
	Bromochloromethane	mg/kg	0.01		<0.2	<0.2	<0.2	-	-	-	-
	Bromodichloromethane	mg/kg	0.007		<0.14	<0.14	<0.14	-	-	-	-
	Bromoform	mg/kg	0.01		<0.2	<0.2	<0.2	-	-	-	-
	Bromomethane	mg/kg	0.01		<0.2	<0.2	<0.2	-	-	-	-
	Carbon disulfide	mg/kg	0.007	11000	<0.14	<0.14	<0.14	-	-	-	-
	Carbon tetrachloride	mg/kg	0.01	890	<0.2	<0.2	<0.2	-	-	-	-
	Chlorodibromomethane	mg/kg	0.01		<0.2	<0.2	<0.2	-	-	-	-
	Chloroethane	mg/kg	0.01		<0.2	<0.2	<0.2	-	-	-	-
	Chloroform	mg/kg	0.008	2500	<0.16	<0.16	<0.16	-	-	-	-
	Chloromethane	mg/kg	0.007		<0.14	<0.14	<0.14	-	-	-	-
	cis-1,2-dichloroethene	mg/kg	0.006		<0.12	<0.12	<0.12	-	-	-	-
	Dibromomethane	mg/kg	0.009		<0.18	<0.18	<0.18	-	-	-	-
	Dichlorodifluoromethane	mg/kg	0.006		<0.12	<0.12	<0.12	-	-	-	-
	Dichloromethane	mg/kg	0.01		<0.2	<0.2	<0.2	-	-	-	-
	Isopropylbenzene	mg/kg	0.005		<0.1	<0.1	<0.1	-	-	-	-
	n-butylbenzene	mg/kg	0.011		<0.22	<0.22	<0.22	-	-	-	-
	n-propylbenzene	mg/kg	0.01		<0.2	<0.2	<0.2	-	-	-	-
	p-isopropyltoluene	mg/kg	0.01		<0.2	<0.2	<0.2	-	-	-	-
	sec-butylbenzene	mg/kg	0.01		<0.2	<0.2	<0.2	-	-	-	-
	Trichloroethene	mg/kg	0.009	120	<0.18	<0.18	<0.18	-	-	-	-
	tert-butylbenzene	mg/kg	0.014		<0.28	<0.28	<0.28	-	-	-	-
	Tetrachloroethene	mg/kg	0.005	1400	<0.1	<0.1	<0.1	-	-	-	-
	trans-1,2-dichloroethene	mg/kg	0.01		<0.2	<0.2	<0.2	-	-	-	-
	Trichlorofluoromethane	mg/kg	0.006		<0.12	<0.12	<0.12	-	-	-	-
	Vinyl chloride	mg/kg	0.006	3.5	<0.12	<0.12	<0.12	-	-	-	-
	tert-Amyl methyl ether	mg/kg	0.01		<0.2	<0.2	<0.2	-	-	-	-
VOC/SVOC	1,2,3-trichlorobenzene	mg/kg	0.02	1800	<0.4	<0.4	<0.4	-	-	-	-
	1,2,4-trichlorobenzene	mg/kg	0.02	15000	<0.4	<0.1	<0.4	-	-	-	-
	1,2-dichlorobenzene	mg/kg	0.01	90000	<0.2	<0.1	<0.2	-	-	-	-
	1,3,5-Trichlorobenzene	mg/kg	0.02	1700	<0.4	<0.4	<0.4	-	-	-	-
	1,3-dichlorobenzene	mg/kg	0.008	300	<0.16	<0.1	<0.16	-	-	-	-
	1,4-dichlorobenzene	mg/kg	0.005	17000	<0.1	<0.1	<0.1	-	-	-	-

				Location Code	TP01005	TP01005	TP01006	TP01006	TP01007A	TP01007A	TP01007A
				Sample Depth Range	0.05-0.1	0.2-0.4	0.05-0.05	0.2-0.3	0.05-0.15	0.4-0.5	1.3-1.4
				Sampled Date Time	13/11/2019	13/11/2019	07/11/2019	07/11/2019	17/10/2019	17/10/2019	17/10/2019
				LQM S4UL Public Open Space (POS) Residential - 1% SOM (GAC)							
Chem Group	**ChemName**	**output unit**	**EQL**								
	Chlorobenzene	mg/kg	0.005	11000	<0.1	<0.1	<0.1	-	-	-	-
	Hexachlorobutadiene	mg/kg	0.02	25	<0.4	<0.1	<0.4	-	-	-	-
SVOC	4-bromophenyl phenyl ether	mg/kg	0.1		<0.5	<0.1	<0.5	-	-	-	-
	4-nitroaniline	mg/kg	0.1		<0.5	<0.1	<0.5	-	-	-	-
	4-nitrophenol	mg/kg	0.1		<2.5	<0.5	<0.5	-	-	-	-
	2,4,5-trichlorophenol	mg/kg	0.1		<0.5	<0.1	<0.5	-	-	-	-
	2,4,6-trichlorophenol	mg/kg	0.1		<0.5	<0.1	<0.5	-	-	-	-
	2,4-dichlorophenol	mg/kg	0.1		<0.5	<0.1	<0.5	-	-	-	-
	2,4-dimethylphenol	mg/kg	0.1		<0.5	<0.1	<0.5	-	-	-	-
	2,4-dinitrotoluene	mg/kg	0.1		<0.5	<0.1	<0.5	-	-	-	-
	2,6-dinitrotoluene	mg/kg	0.1		<0.5	<0.1	<0.5	-	-	-	-
	2-chloronaphthalene	mg/kg	0.1		<0.5	<0.1	<0.5	-	-	-	-
	2-chlorophenol	mg/kg	0.1		<0.5	<0.1	<0.5	-	-	-	-
	2-methylnaphthalene	mg/kg	0.1		<0.5	<0.1	<0.5	-	-	-	-
	2-methylphenol	mg/kg	0.1		<0.5	<0.1	<0.5	-	-	-	-
	2-nitroaniline	mg/kg	0.1		<0.5	<0.1	<0.5	-	-	-	-
	2-nitrophenol	mg/kg	0.1		<0.5	<0.1	<0.5	-	-	-	-
	3-nitroaniline	mg/kg	0.1		<0.5	<0.1	<0.5	-	-	-	-
	4-chloro-3-methylphenol	mg/kg	0.1		<0.5	<0.1	<0.5	-	-	-	-
	4-chloroaniline	mg/kg	0.1		<0.5	<0.1	<0.5	-	-	-	-
	4-chlorophenyl phenyl ether	mg/kg	0.1		<0.5	<0.1	<0.5	-	-	-	-
	4-methylphenol	mg/kg	0.1		<0.5	<0.1	<0.5	-	-	-	-
	Azobenzene	mg/kg	0.1		<0.5	<0.1	<0.5	-	-	-	-
	Bis(2-chloroethoxy) methane	mg/kg	0.1		<0.5	<0.1	<0.5	-	-	-	-
	Bis(2-chloroethyl)ether	mg/kg	0.1		<0.5	<0.1	<0.5	-	-	-	-
	Bis(2-chloroisopropyl) ether	mg/kg	0.1		<0.5	<0.1	<0.5	-	-	-	-
	Bis(2-ethylhexyl) phthalate	mg/kg	0.1		1.21	<0.1	<0.5	-	-	-	-
	Butyl benzyl phthalate	mg/kg	0.1		<0.5	<0.1	<0.5	-	-	-	-
	Carbazole	mg/kg	0.1		<0.5	<0.1	<0.5	-	-	-	-
	Dibenzofuran	mg/kg	0.1		<0.5	<0.1	<0.5	-	-	-	-
	Diethylphthalate	mg/kg	0.1		<0.5	<0.1	<0.5	-	-	-	-
	Dimethyl phthalate	mg/kg	0.1		<0.5	<0.1	<0.5	-	-	-	-
	Di-n-butyl phthalate	mg/kg	0.1		<0.5	<0.1	<0.5	-	-	-	-
	Di-n-octyl phthalate	mg/kg	0.1		<0.5	<0.1	<0.5	-	-	-	-
	Hexachlorobenzene	mg/kg	0.05	16	<0.5	<0.1	<0.5	-	-	-	-
	Hexachlorocyclopentadiene	mg/kg	0.1		<0.5	<0.1	<0.5	-	-	-	-
	Hexachloroethane	mg/kg	0.1		<0.5	<0.1	<0.5	-	-	-	-
	Isophorone	mg/kg	0.1		<0.5	<0.1	<0.5	-	-	-	-
	Nitrobenzene	mg/kg	0.1		<0.5	<0.1	<0.5	-	-	-	-
	N-nitrosodi-n-propylamine	mg/kg	0.1		<0.5	<0.1	<0.5	-	-	-	-
	Pentachloronitrobenzene	mg/kg	0.05		-	-	-	-	-	-	-
	Pentachlorophenol	mg/kg	0.1	60	<0.5	<0.1	<0.5	-	-	-	-
PCB	Heptachlorobiphenyl, 2,3,3,4,4,5,5- (PCB 189)	mg/kg	0.003		-	-	-	-	-	-	-
	Hexachlorobiphenyl, 2,3,3,4,4,5- (PCB 156)	mg/kg	0.003		-	-	-	-	-	-	-
	Hexachlorobiphenyl, 2,3,3,4,4,5- (PCB 157)	mg/kg	0.003		-	-	-	-	-	-	-
	Hexachlorobiphenyl, 2,3,4,4,5,5- (PCB 167)	mg/kg	0.003		-	-	-	-	-	-	-
	Hexachlorobiphenyl, 3,3,4,4,5,5- (PCB 169)	mg/kg	0.003		-	-	-	-	-	-	-
	PCB 101	mg/kg	0.003		-	-	-	-	-	-	-
	PCB 118	mg/kg	0.003		-	-	-	-	-	-	-
	PCB 138	mg/kg	0.003		-	-	-	-	-	-	-
	PCB 153	mg/kg	0.003		-	-	-	-	-	-	-
	PCB 180	mg/kg	0.003		-	-	-	-	-	-	-
	PCB 28	mg/kg	0.003		-	-	-	-	-	-	-
	PCB 52	mg/kg	0.003		-	-	-	-	-	-	-
	Pentachlorobiphenyl, 2,3,3,4,4- (PCB 105)	mg/kg	0.003		-	-	-	-	-	-	-
	Pentachlorobiphenyl, 2,3,4,4,5- (PCB 114)	mg/kg	0.003		-	-	-	-	-	-	-
	Pentachlorobiphenyl, 2,3,4,4,5- (PCB 123)	mg/kg	0.003		-	-	-	-	-	-	-
	Pentachlorobiphenyl, 3,3,4,4,5- (PCB 126)	mg/kg	0.003		-	-	-	-	-	-	-
	Tetrachlorobiphenyl, 3,3,4,4- (PCB 77)	mg/kg	0.003		-	-	-	-	-	-	-
	Tetrachlorobiphenyl, 3,4,4,5- (PCB 81)	mg/kg	0.003		-	-	-	-	-	-	-
	Total PCB 7 Congeners	mg/kg	0.021		-	-	-	-	-	-	-
	Total PCB WHO 12	mg/kg	0.036		-	-	-	-	-	-	-
Phenolics	Xylenols	mg/kg	0.015		<0.015	<0.015	<0.015	<0.015	<0.015	<0.015	<0.015
	Cresol Total	mg/kg	0.01		<0.01	0.0268	0.0177	<0.01	<0.01	<0.01	<0.01
	Phenol	mg/kg	0.01	(dir)760[#8]	<0.01	<0.1 - 0.0134	<0.01	<0.01	<0.01	<0.01	<0.01
	Phenols Monohydric	mg/kg	0.035		<0.035	<0.035	<0.035	<0.035	<0.035	<0.035	<0.035
Organotins	Dibutyltin	mg/kg			-	-	-	-	-	-	-
	Monophenyltin	mg/kg			-	-	-	-	-	-	-
	Diphenyltin	mg/kg			-	-	-	-	-	-	-
	Monobutyltin	mg/kg			-	-	-	-	-	-	-
	Tetrabutyltin	mg/kg			-	-	-	-	-	-	-
	Tributyltin	mg/kg			-	-	-	-	-	-	-
	Triphenyltin	mg/kg			-	-	-	-	-	-	-
Pesticides	Heptachlor epoxide	mg/kg	0.05		-	-	-	-	-	-	-
	Tecnazene	mg/kg	0.05		-	-	-	-	-	-	-
	2,4,5-TP (Silvex)	mg/kg			-	-	-	-	-	-	-
	Hedonal	mg/kg			-	-	-	-	-	-	-

				Location Code	TP01005	TP01005	TP01006	TP01006	TP01007A	TP01007A	TP01007A
				Sample Depth Range	0.05-0.1	0.2-0.4	0.05-0.05	0.2-0.3	0.05-0.15	0.4-0.5	1.3-1.4
				Sampled Date Time	13/11/2019	13/11/2019	07/11/2019	07/11/2019	17/10/2019	17/10/2019	17/10/2019
			LQM S4UL Public Open Space (POS) Residential - 1% SOM (GAC)								
Chem_Group	**ChemName**	**output unit**	**EQL**								
	2,4-DDT	mg/kg	0.05		-	-	-	-	-	-	-
	2,4-Dichlorprop	mg/kg			-	-	-	-	-	-	-
	4-(2,4-Dichlorophenoxy)butyric Acid (2,4-DB)	mg/kg			-	-	-	-	-	-	-
	4,4-DDE	mg/kg	0.05		-	-	-	-	-	-	-
	a-BHC	mg/kg	0.05	24	-	-	-	-	-	-	-
	Aldrin	mg/kg	0.05	18	-	-	-	-	-	-	-
	Atrazine	mg/kg	0.05	1200	-	-	-	-	-	-	-
	Azinophos methyl	mg/kg	0.05		-	-	-	-	-	-	-
	b-BHC	mg/kg	0.05	8.1	-	-	-	-	-	-	-
	Bentazone	mg/kg			-	-	-	-	-	-	-
	Chlordane (cis)	mg/kg	0.05		-	-	-	-	-	-	-
	Chlordane (trans)	mg/kg	0.05		-	-	-	-	-	-	-
	Chlorfenvinphos	mg/kg	0.05		-	-	-	-	-	-	-
	Chlorotoluron	mg/kg			-	-	-	-	-	-	-
	Chlorpyrifos-methyl	mg/kg	0.05		-	-	-	-	-	-	-
	Cyanazine	mg/kg			-	-	-	-	-	-	-
	d-BHC	mg/kg	0.05		-	-	-	-	-	-	-
	DDD	mg/kg	0.05		-	-	-	-	-	-	-
	DDT	mg/kg	0.05		-	-	-	-	-	-	-
	Chlorothalonil	mg/kg	0.05		-	-	-	-	-	-	-
	Diazinon	mg/kg	0.05		-	-	-	-	-	-	-
	Dichlorvos	mg/kg	0.05	16	-	-	-	-	-	-	-
	Dieldrin	mg/kg	0.05	18	-	-	-	-	-	-	-
	Dimethoate	mg/kg	0.05		-	-	-	-	-	-	-
	Disulfoton	mg/kg	0.05		-	-	-	-	-	-	-
	Diuron	mg/kg			-	-	-	-	-	-	-
	Endosulfan I	mg/kg	0.05	1200	-	-	-	-	-	-	-
	Endosulfan II	mg/kg	0.05		-	-	-	-	-	-	-
	Endosulfan sulphate	mg/kg	0.05		-	-	-	-	-	-	-
	Endrin	mg/kg	0.05		-	-	-	-	-	-	-
	Fenitrothion	mg/kg	0.05		-	-	-	-	-	-	-
	Fenthion	mg/kg	0.05		-	-	-	-	-	-	-
	Fluroxypyr	mg/kg			-	-	-	-	-	-	-
	g-BHC (Lindane)	mg/kg	0.05	8.2	-	-	-	-	-	-	-
	Heptachlor	mg/kg	0.05		-	-	-	-	-	-	-
	Isodrin	mg/kg	0.05		-	-	-	-	-	-	-
	Isoproturon	mg/kg			-	-	-	-	-	-	-
	Linuron	mg/kg			-	-	-	-	-	-	-
	Malathion	mg/kg	0.05		-	-	-	-	-	-	-
	2-Methyl-4-chlorophenoxyacetic acid	mg/kg			-	-	-	-	-	-	-
	2-Methyl-4-Chlorophenoxy Butanoic Acid	mg/kg			-	-	-	-	-	-	-
	Mecoprop	mg/kg			-	-	-	-	-	-	-
	Methoxychlor	mg/kg	0.05		-	-	-	-	-	-	-
	Methyl parathion	mg/kg	0.05		-	-	-	-	-	-	-
	Mevinphos (Phosdrin)	mg/kg	0.05		-	-	-	-	-	-	-
	Nitroguanidine	mg/kg			-	-	-	-	-	-	-
	o,p-DDD	mg/kg	0.05		-	-	-	-	-	-	-
	o,p'-DDE	mg/kg	0.05		-	-	-	-	-	-	-
	o,p-Methoxychlor	mg/kg	0.05		-	-	-	-	-	-	-
	Parathion	mg/kg	0.05		-	-	-	-	-	-	-
	Pendimethalin	mg/kg	0.05		-	-	-	-	-	-	-
	Permethrin	mg/kg	0.05		-	-	-	-	-	-	-

				Location Code	TP01005	TP01005	TP01006	TP01006	TP01007A	TP01007A	TP01007A
				Sample Depth Range	0.05-0.1	0.2-0.4	0.05-0.05	0.2-0.3	0.05-0.15	0.4-0.5	1.3-1.4
				Sampled Date Time	13/11/2019	13/11/2019	07/11/2019	07/11/2019	17/10/2019	17/10/2019	17/10/2019
			LQM S4UL Public Open Space (POS) Residential - 1% SOM (GAC)								
Chem Group	**ChemName**	**output unit**	**EQL**								
	Permethrin II	mg/kg	0.05		-	-	-	-	-	-	-
	Phorate	mg/kg	0.05		-	-	-	-	-	-	-
	Prometryn	mg/kg	0.05		-	-	-	-	-	-	-
	Pronamide	mg/kg	0.05		-	-	-	-	-	-	-
	Propazine	mg/kg	0.05		-	-	-	-	-	-	-
	Simazine	mg/kg	0.05		-	-	-	-	-	-	-
	Terbutryn	mg/kg	0.05		-	-	-	-	-	-	-
	Terbutylazine	mg/kg	0.05		-	-	-	-	-	-	-
	Triadimefon	mg/kg	0.05		-	-	-	-	-	-	-
	Triallate	mg/kg	0.05		-	-	-	-	-	-	-
	Triclopyr	mg/kg			-	-	-	-	-	-	-
	Trifluralin	mg/kg	0.05		-	-	-	-	-	-	-
	Telodrin	mg/kg	0.05		-	-	-	-	-	-	-
Radionuclides	Caesium-137	Bq/kg	1.4		-	-	-	-	-	-	-
	Protactinium-234m	Bq/kg	140		-	-	-	-	-	-	-
	Americium-241	Bq/g	0.0022		-	-	-	-	-	-	-
	Beryllium-7	Bq/g	0.016		-	-	-	-	-	-	-
	Cobalt-60	Bq/g	0.0015		-	-	-	-	-	-	-
	Gross alpha	Bq/kg	54		-	-	-	-	-	-	-
	Gross beta	Bq/kg	87		-	-	-	-	-	-	-
	Lead-210	Bq/kg	22		-	-	-	-	-	-	-
	Potassium-40	Bq/kg	2		-	-	-	-	-	-	-
	Radium -224	Bq/g	0.022		-	-	-	-	-	-	-
	Radium-226	Bq/g	0.0005		-	-	-	-	-	-	-
	Thorium-228	Bq/g	0.0005		-	-	-	-	-	-	-
	Thorium-230	Bq/g	0.0005		-	-	-	-	-	-	-
	Thorium-232	Bq/g	0.0005		-	-	-	-	-	-	-
	Thorium-234	Bq/g	0.025		-	-	-	-	-	-	-
	Uranium-234	Bq/g	0.0005		-	-	-	-	-	-	-
	Uranium-235	Bq/g	0.0005		-	-	-	-	-	-	-
SVOC TIC	SVOC TICS - Detect	Detect			0	0	0	-	-	-	-
	SVOC Tentatively Identified Compounds	mg/kg	0.1		<5	<1	<5	-	-	-	-
VOC TIC	VOC Tentatively Identified Compounds	mg/kg	0.05		-	-	-	-	-	-	-
Explosives	2,2,4,4,6,6-Hexanitrostilbene	mg/kg			-	-	-	-	-	-	-
	2,4,6-Trinitrotoluene (TNT)	mg/kg		130	-	-	-	-	-	-	-
	2,4,6-trinitrophenyl	mg/kg			-	-	-	-	-	-	-
	HMX	mg/kg		13000	-	-	-	-	-	-	-
	Ethylene glycol dinitrate	mg/kg			-	-	-	-	-	-	-
	Nitrocellulose (12% N)	mg/kg			-	-	-	-	-	-	-
	Nitroglycerine	mg/kg			-	-	-	-	-	-	-
	PETN	mg/kg			-	-	-	-	-	-	-
	RDX	mg/kg		26000	-	-	-	-	-	-	-
	Tetryl	mg/kg			-	-	-	-	-	-	-
NA	Actinium-228	Bq/kg	2		-	-	-	-	-	-	-
	Caesium-134	Bq/kg	1.7		-	-	-	-	-	-	-
	Bismuth-212	Bq/kg	19		-	-	-	-	-	-	-
	Bismuth-214	Bq/kg	2		-	-	-	-	-	-	-
	Lead-212	Bq/kg	2		-	-	-	-	-	-	-
	Lead-214	Bq/kg	2		-	-	-	-	-	-	-
	Thallium-208	Bq/kg	2		-	-	-	-	-	-	-
Other	Temperature	°C			17.3	17.2	19.1	11.6	8.9	17.5	17.2
	Conductivity @ 20oC	uS/cm	14		817 - 830	283	222 - 226	337 - 345	130 - 159	76.6 - 101	45.2 - 51.6
	Organic Matter	%	0.35		-	-	-	-	-	-	-
	Moisture Content (dried @35oC)	%			35	25	44	30	15	17	18
	pH (Lab)	pH Units	1		7.37 - 8.46	8.23 - 8.44	7.69 - 8.12	7.93 - 8.54	7.32 - 8.13	7.21 - 8.1	5.9 - 7.66
	Total Organic Carbon	%	0.2		14.3	0.643	0.391	0.233	1.45	0.212	<0.2

Environmental Standards Comments
#1:GAC is only presented as speciated chromium. 7.7mg/kg is used for hexavalent. If hexavalent chromium (CrVI) data is available, a value of 1,500mg/kg may be appropriate for the remaining trivalent chromium (CrIII).
#2:C4SL for lead adopted
#3:GAC only presented as speciated mercury. 16mg/kg is used for elemental mercury. If the CSM indicates that elemental mercury is not a CoC and mercury is present in an inorganic form, a value of 120mg/kg for inorganic mercury may be appropriate
#4:Updated S4UL for nickel
#5:S4UL exceeds solubility saturation limit
#6:Criteria derived for Ali>C16-C35 split between Ali>C16-21 & Ali>C21-35. Requires summation of fractions to use Ali>C16-C35 criteria.
#7:Criteria presented is for p-xylene. A separate value is presented for o-xylene.
#8:S4UL based on a threshold protective of direct skin contact with phenol

Key

<0.6	Result MDL exceeds GAC
27.8	Result exceeds GAC

Notes
Where a range is given a determinand has been analysed for by more than one method

				Location_Code	TP01007A	TP01007A	TP01007A	TP01007	TP01007	TP01009A	TP01009A
				Sample_Depth_Range	2.05-2.15	3.8-3.9	4.4-4.45	0.1-0.3	0.7-0.9	0.05-0.1	0.3-0.4
				Sampled_Date_Time	17/10/2019	17/10/2019	17/10/2019	09/09/2019	09/09/2019	25/10/2019	25/10/2019
				LQM S4UL Public Open Space (POS) Residential - 1% SOM (GAC)							
Chem_Group	**ChemName**	**output unit**	**EQL**								
Metals	Antimony	mg/kg	0.6		<0.6	0.636	<0.6	-	-	-	-
	Arsenic	mg/kg	0.6	79	4.68	15.1	<0.6	6.59	7.42	10.3	7.2
	Barium	mg/kg	0.6		-	-	-	-	-	-	-
	Beryllium	mg/kg	0.01	2.2	-	-	-	-	-	-	-
	Boron	mg/kg	1	21000	<1	<1	<1	<1	<1	1.12	<1
	Cadmium	mg/kg	0.02	120	<0.02	0.176	0.338	0.149	0.0425	0.482	<0.02
	Chromium (hexavalent)	mg/kg	0.6	7.7	<0.6	<0.6	<0.6	<0.6	<0.6	<0.6	<0.6
	Chromium	mg/kg	0.9	#1	55.4	62.7	1.49	28.2	30.2	39.4	33.6
	Copper	mg/kg	1.4	12000	7.86	16.8	2.29	14.7	5.34	20.1	5.82
	Lead	mg/kg	0.7	630[#2]	6.9	4.91	<0.7	26.3	10.5	32.4	10.7
	Mercury	mg/kg	0.14	#3	<0.14	<0.14	<0.14	<0.14	<0.14	<0.14	<0.14
	Molybdenum	mg/kg	0.1		<0.1	0.384	<0.1	-	-	-	-
	Nickel	mg/kg	0.2	230[#4]	22.4	24.7	11.5	8.2	12.9	12.5	13.8
	Selenium	mg/kg	1	1100	<1	<1	<1	<1	<1	<1	<1
	Vanadium	mg/kg	0.2	2000	45.5	44.4	3.91	-	-	-	-
	Zinc	mg/kg	1.9	81000	66.4	86.4	26.4	39.2	40	59.9	41
Asbestos	Anthophyllite	Detect			0	0	0	0	0	0	0
	Asbestos Analysts Comments	-			-	-	-	-	-	-	-
	Asbestos PCOM Quantification	%	0.001		-	-	-	-	-	-	-
	Asbestos Quantification Total	%	0.001		-	-	-	-	-	-	-
	Asbestos: Actinolite	Detect			0	0	0	0	0	0	0
	Additional Asbestos Components (Using TM048)	Comment			-	-	-	-	-	-	-
	Crocidolite Asbestos	Detect			0	0	0	0	0	0	0
	Asbestos Gravimetric Quantification	%	0.001		-	-	-	-	-	-	-
	Chrysotile Asbestos	Detect			0	0	0	0	0	0	0
	Amosite Asbestos	Detect			0	0	0	0	0	0	0
	Non-Asbestos Fibre	Detect			0	0	0	0	0	1	0
	Tremolite	Detect			0	0	0	0	0	0	0
Inorganics	Alkalinity (total) as CaCO3	mg/kg	10		-	-	-	-	-	-	-
	Ammoniacal Nitrogen as N	mg/kg	12		-	-	-	-	-	-	-
	Cyanide (Free)	mg/kg	1		<1	<1	<1	<1	<1	<1	<1
	Cyanide Total	mg/kg	1		<1	<1	<1	<1	<1	<1	<1
	cyanides-complex	mg/kg	1		<1	<1	<1	<1	<1	<1	<1
	Nitrite (as N)	mg/kg	0.03		-	-	-	-	-	-	-
	Sulphate	mg/kg	200		-	-	-	-	-	-	-
PAH	Naphthalene	mg/kg	0.009	4900	<0.009	<0.009	<0.009	<0.009	<0.009	<0.009	<0.009
	Acenaphthene	mg/kg	0.008	15000	<0.008	<0.008	<0.008	<0.008	<0.008	<0.008	0.0127
	Acenaphthylene	mg/kg	0.012	15000	<0.012	<0.012	<0.012	<0.012	<0.012	<0.012	<0.012
	Fluoranthene	mg/kg	0.017	3100	<0.017	<0.017	<0.017	0.0704	<0.017	0.101	0.219
	Anthracene	mg/kg	0.016	74000	<0.016	<0.016	<0.016	<0.016	<0.016	<0.016	<0.016
	Phenanthrene	mg/kg	0.015	3100	<0.015	<0.015	<0.015	0.0243	<0.015	0.0342	0.135
	Fluorene	mg/kg	0.01	9900	<0.01	<0.01	<0.01	<0.01	<0.01	<0.01	<0.01
	Chrysene	mg/kg	0.01	57	<0.01	<0.01	<0.01	0.0382	<0.01	0.0438	0.0728
	Pyrene	mg/kg	0.015	7400	<0.015	<0.015	<0.015	0.0587	<0.015	0.0885	0.184
	Benzo(a)anthracene	mg/kg	0.014	29	<0.014	<0.014	<0.014	0.0353	<0.014	0.0406	0.0805
	Benzo(b)fluoranthene	mg/kg	0.015	7.1	<0.015	<0.015	<0.015	0.0524	<0.015	0.0728	0.0808
	Benzo(k)fluoranthene	mg/kg	0.014	190	<0.014	<0.014	<0.014	0.019	<0.014	0.0207	0.0354
	Benzo(a)pyrene	mg/kg	0.015	5.7	<0.015	<0.015	<0.015	0.0385	<0.015	0.0539	0.0787
	Dibenz(a,h)anthracene	mg/kg	0.023	0.57	<0.023	<0.023	<0.023	<0.023	<0.023	<0.023	<0.023
	Benzo(g,h,i)perylene	mg/kg	0.024	640	<0.024	<0.024	<0.024	0.0347	<0.024	0.05	0.0518
	Indeno(1,2,3-c,d)pyrene	mg/kg	0.018	82	<0.018	<0.018	<0.018	0.039	<0.018	0.0459	0.0544
	PAH 16 Total	mg/kg	0.118		<0.118	<0.118	<0.118	0.41	<0.118	0.551	1.01
TPH CWG	>C5-C6 Aliphatics	mg/kg	0.01	(sol)570000[#5]	<0.01	<0.01	<0.01	-	-	-	-
	>C6-C8 Aliphatics	mg/kg	0.01	600000	<0.01	<0.01	<0.01	-	-	-	-
	>C10-C44 Aliphatics	mg/kg	5		<5	<5	<5	-	-	-	-
	>C10-C44 Aliphatics/Aromatics	mg/kg	10		<10	<10	<10	-	-	-	-
	>C8-C10 Aliphatics	mg/kg	0.01	13000	<0.01	<0.01	<0.01	-	-	-	-
	>C10-C12 Aliphatics	mg/kg	0.01	13000	<1	<1	<1	-	-	-	-
	>C12-C16 Aliphatics	mg/kg	0.1	13000	<1	<1	<1	-	-	-	-
	>C16-C21 Aliphatics	mg/kg	0.1	125000[#6]	<1	<1	<1	-	-	-	-
	>C21-C35 Aliphatics	mg/kg	0.1	125000[#6]	<1	<1	<1	-	-	-	-
	>C35-C44 Aliphatics	mg/kg	0.1	250000	<1	<1	<1	-	-	-	-
	>C5-C10 Aliphatics	mg/kg	0.05		<0.05	<0.05	<0.05	-	-	-	-
	Total Aliphatics >C12-C44	mg/kg	0.1		-	-	-	-	-	-	-
	>EC5-EC10 Aromatics	mg/kg	0.05		<0.05	<0.05	<0.05	-	-	-	-
	>EC6-EC7 Aromatics	mg/kg	0.01		<0.01	<0.01	<0.01	-	-	-	-
	>EC7-EC8 Aromatics	mg/kg	0.01	56000	<0.01	<0.01	<0.01	-	-	-	-
	>EC8-EC10 Aromatics	mg/kg	0.01	5000	<0.01	<0.01	<0.01	-	-	-	-
	>EC10-EC12 Aromatics	mg/kg	0.01	5000	<1	<1	<1	-	-	-	-
	>EC10-EC44 Aromatics	mg/kg	5		<5	<5	5.24	-	-	-	-
	>EC12-EC16 Aromatics	mg/kg	0.1	5100	<1	<1	<1	-	-	-	-
	>EC16-EC21 Aromatics	mg/kg	0.1	3800	<1	<1	<1	-	-	-	-
	>EC21-EC35 Aromatics	mg/kg	0.1	3800	<1	<1	4.2	-	-	-	-
	>EC35-EC44 Aromatics	mg/kg	0.1	3800	<1	<1	<1	-	-	-	-
	>EC40-EC44 Aromatics	mg/kg	0.1		<1	<1	<1	-	-	-	-
	>EC12-EC44 Aromatics	mg/kg	0.1		-	-	-	-	-	-	-
	TPH Aliphatics & Aromatics >C5-44	mg/kg	0.1		<10	<10	<10	-	-	-	-
TPH	>C5-C6	mg/kg	0.02		-	-	-	<0.02	<0.02	<0.02	<0.02

				Location_Code	TP01007A	TP01007A	TP01007A	TP01007	TP01007	TP01009A	TP01009A
				Sample_Depth_Range	2.05-2.15	3.8-3.9	4.4-4.45	0.1-0.3	0.7-0.9	0.05-0.1	0.3-0.4
				Sampled_Date_Time	17/10/2019	17/10/2019	17/10/2019	09/09/2019	09/09/2019	25/10/2019	25/10/2019
				LQM S4UL Public Open Space (POS) Residential - 1% SOM (GAC)							
Chem_Group	**ChemName**	**output unit**	**EQL**								
	>C6-C7	mg/kg	0.02		-	-	-	<0.02	<0.02	<0.02	<0.02
	>C7-C8	mg/kg	0.02		-	-	-	<0.02	<0.02	<0.02	<0.02
	>C8-C10	mg/kg	0.02		-	-	-	<0.02	<0.02	<0.02	<0.02
	>C10-C12	mg/kg	0.02		-	-	-	<0.02	<0.02	<0.02	<0.02
	>C12-C16	mg/kg	35		-	-	-	<35	<35	<35	<35
	>C16-C21	mg/kg	35		-	-	-	<35	<35	<35	<35
	>C21-C28	mg/kg	35		-	-	-	<35	<35	<35	<35
	>C28-C35	mg/kg	35		-	-	-	<35	<35	<35	<35
	>C35-C40	mg/kg	35		-	-	-	<35	<35	<35	<35
	GRO >C5-10	mg/kg	0.02		<0.02	<0.02	<0.02	-	-	-	-
	TPH >C6-C40	mg/kg	10		-	-	-	-	-	-	-
	EPH>C5-40	mg/kg	35		-	-	-	<35	<35	<35	<35
	EPH >C10-40	mg/kg	35		-	-	-	<35	<35	<35	<35
	GRO >C5-12	mg/kg	0.1		-	-	-	<0.1	<0.1	<0.1	<0.1
	Total Petroleum Hydrocarbons	mg/kg	35		-	-	-	-	-	-	-
BTEX and MTBE	Benzene	mg/kg	0.009	72	<0.009	<0.009	<0.009	<0.009	<0.009	<0.009	<0.009
	Toluene	mg/kg	0.007	56000	<0.007	<0.007	<0.007	<0.007	<0.007	<0.007	<0.007
	Ethylbenzene	mg/kg	0.004	24000	<0.004	<0.004	<0.004	<0.004	<0.004	<0.004	<0.004
	Xylene (m & p)	mg/kg	0.01	41000[#7]	<0.01	<0.01	<0.01	<0.01	<0.01	<0.01	<0.01
	Xylene (o)	mg/kg	0.01	41000	<0.01	<0.01	<0.01	<0.01	<0.01	<0.01	<0.01
	Xylene Total	mg/kg	0.02		<0.02	<0.02	<0.02	-	-	-	-
	MTBE	mg/kg	0.01		<0.01	<0.01	<0.01	<0.01	<0.01	<0.01	<0.01
	Total BTEX	mg/kg	0.04		<0.04	<0.04	<0.04	<0.04	<0.04	<0.04	<0.04
VOC	Styrene	mg/kg	0.01		-	-	-	-	-	-	-
	cis-1,3-dichloropropene	mg/kg	0.01		-	-	-	-	-	-	-
	trans-1,3-dichloropropene	mg/kg	0.01		-	-	-	-	-	-	-
	1,1,1,2-tetrachloroethane	mg/kg	0.01	1400	-	-	-	-	-	-	-
	1,1,1-trichloroethane	mg/kg	0.007	140000	-	-	-	-	-	-	-
	1,1,2,2-tetrachloroethane	mg/kg	0.01	1400	-	-	-	-	-	-	-
	1,1,2-trichloroethane	mg/kg	0.01		-	-	-	-	-	-	-
	1,1-dichloroethane	mg/kg	0.008		-	-	-	-	-	-	-
	1,1-dichloroethene	mg/kg	0.01		-	-	-	-	-	-	-
	1,1-dichloropropene	mg/kg	0.01		-	-	-	-	-	-	-
	1,2,3-trichloropropane	mg/kg	0.016		-	-	-	-	-	-	-
	1,2,4-trimethylbenzene	mg/kg	0.009		-	-	-	-	-	-	-
	1,2-dibromo-3-chloropropane	mg/kg	0.014		-	-	-	-	-	-	-
	1,2-dibromoethane	mg/kg	0.01		-	-	-	-	-	-	-
	1,2-dichloroethane	mg/kg	0.005	29	-	-	-	-	-	-	-
	1,2-dichloropropane	mg/kg	0.01		-	-	-	-	-	-	-
	1,3,5-trimethylbenzene	mg/kg	0.008		-	-	-	-	-	-	-
	1,3-dichloropropane	mg/kg	0.007		-	-	-	-	-	-	-
	2,2-dichloropropane	mg/kg	0.01		-	-	-	-	-	-	-
	2-chlorotoluene	mg/kg	0.009		-	-	-	-	-	-	-
	4-chlorotoluene	mg/kg	0.01		-	-	-	-	-	-	-
	Bromobenzene	mg/kg	0.01		-	-	-	-	-	-	-
	Bromochloromethane	mg/kg	0.01		-	-	-	-	-	-	-
	Bromodichloromethane	mg/kg	0.007		-	-	-	-	-	-	-
	Bromoform	mg/kg	0.01		-	-	-	-	-	-	-
	Bromomethane	mg/kg	0.01		-	-	-	-	-	-	-
	Carbon disulfide	mg/kg	0.007	11000	-	-	-	-	-	-	-
	Carbon tetrachloride	mg/kg	0.01	890	-	-	-	-	-	-	-
	Chlorodibromomethane	mg/kg	0.01		-	-	-	-	-	-	-
	Chloroethane	mg/kg	0.01		-	-	-	-	-	-	-
	Chloroform	mg/kg	0.008	2500	-	-	-	-	-	-	-
	Chloromethane	mg/kg	0.007		-	-	-	-	-	-	-
	cis-1,2-dichloroethene	mg/kg	0.006		-	-	-	-	-	-	-
	Dibromomethane	mg/kg	0.009		-	-	-	-	-	-	-
	Dichlorodifluoromethane	mg/kg	0.006		-	-	-	-	-	-	-
	Dichloromethane	mg/kg	0.01		-	-	-	-	-	-	-
	Isopropylbenzene	mg/kg	0.005		-	-	-	-	-	-	-
	n-butylbenzene	mg/kg	0.011		-	-	-	-	-	-	-
	n-propylbenzene	mg/kg	0.01		-	-	-	-	-	-	-
	p-isopropyltoluene	mg/kg	0.01		-	-	-	-	-	-	-
	sec-butylbenzene	mg/kg	0.01		-	-	-	-	-	-	-
	Trichloroethene	mg/kg	0.009	120	-	-	-	-	-	-	-
	tert-butylbenzene	mg/kg	0.014		-	-	-	-	-	-	-
	Tetrachloroethene	mg/kg	0.005	1400	-	-	-	-	-	-	-
	trans-1,2-dichloroethene	mg/kg	0.01		-	-	-	-	-	-	-
	Trichlorofluoromethane	mg/kg	0.006		-	-	-	-	-	-	-
	Vinyl chloride	mg/kg	0.006	3.5	-	-	-	-	-	-	-
	tert-Amyl methyl ether	mg/kg	0.01		-	-	-	-	-	-	-
VOC/SVOC	1,2,3-trichlorobenzene	mg/kg	0.02	1800	-	-	-	-	-	-	-
	1,2,4-trichlorobenzene	mg/kg	0.02	15000	-	-	-	-	-	-	-
	1,2-dichlorobenzene	mg/kg	0.01	90000	-	-	-	-	-	-	-
	1,3,5-Trichlorobenzene	mg/kg	0.02	1700	-	-	-	-	-	-	-
	1,3-dichlorobenzene	mg/kg	0.008	300	-	-	-	-	-	-	-
	1,4-dichlorobenzene	mg/kg	0.005	17000	-	-	-	-	-	-	-

				Location Code	TP01007A	TP01007A	TP01007A	TP01007	TP01007	TP01009A	TP01009A
				Sample Depth Range	2.05-2.15	3.8-3.9	4.4-4.45	0.1-0.3	0.7-0.9	0.05-0.1	0.3-0.4
				Sampled Date Time	17/10/2019	17/10/2019	17/10/2019	09/09/2019	09/09/2019	25/10/2019	25/10/2019
				LQM S4UL Public Open Space (POS) Residential - 1% SOM (GAC)							
Chem_Group	ChemName	output unit	EQL								
	Chlorobenzene	mg/kg	0.005	11000	-	-	-	-	-	-	-
	Hexachlorobutadiene	mg/kg	0.02	25	-	-	-	-	-	-	-
SVOC	4-bromophenyl phenyl ether	mg/kg	0.1		-	-	-	-	-	-	-
	4-nitroaniline	mg/kg	0.1		-	-	-	-	-	-	-
	4-nitrophenol	mg/kg	0.1		-	-	-	-	-	-	-
	2,4,5-trichlorophenol	mg/kg	0.1		-	-	-	-	-	-	-
	2,4,6-trichlorophenol	mg/kg	0.1		-	-	-	-	-	-	-
	2,4-dichlorophenol	mg/kg	0.1		-	-	-	-	-	-	-
	2,4-dimethylphenol	mg/kg	0.1		-	-	-	-	-	-	-
	2,4-dinitrotoluene	mg/kg	0.1		-	-	-	-	-	-	-
	2,6-dinitrotoluene	mg/kg	0.1		-	-	-	-	-	-	-
	2-chloronaphthalene	mg/kg	0.1		-	-	-	-	-	-	-
	2-chlorophenol	mg/kg	0.1		-	-	-	-	-	-	-
	2-methylnaphthalene	mg/kg	0.1		-	-	-	-	-	-	-
	2-methylphenol	mg/kg	0.1		-	-	-	-	-	-	-
	2-nitroaniline	mg/kg	0.1		-	-	-	-	-	-	-
	2-nitrophenol	mg/kg	0.1		-	-	-	-	-	-	-
	3-nitroaniline	mg/kg	0.1		-	-	-	-	-	-	-
	4-chloro-3-methylphenol	mg/kg	0.1		-	-	-	-	-	-	-
	4-chloroaniline	mg/kg	0.1		-	-	-	-	-	-	-
	4-chlorophenyl phenyl ether	mg/kg	0.1		-	-	-	-	-	-	-
	4-methylphenol	mg/kg	0.1		-	-	-	-	-	-	-
	Azobenzene	mg/kg	0.1		-	-	-	-	-	-	-
	Bis(2-chloroethoxy) methane	mg/kg	0.1		-	-	-	-	-	-	-
	Bis(2-chloroethyl)ether	mg/kg	0.1		-	-	-	-	-	-	-
	Bis(2-chloroisopropyl) ether	mg/kg	0.1		-	-	-	-	-	-	-
	Bis(2-ethylhexyl) phthalate	mg/kg	0.1		-	-	-	-	-	-	-
	Butyl benzyl phthalate	mg/kg	0.1		-	-	-	-	-	-	-
	Carbazole	mg/kg	0.1		-	-	-	-	-	-	-
	Dibenzofuran	mg/kg	0.1		-	-	-	-	-	-	-
	Diethylphthalate	mg/kg	0.1		-	-	-	-	-	-	-
	Dimethyl phthalate	mg/kg	0.1		-	-	-	-	-	-	-
	Di-n-butyl phthalate	mg/kg	0.1		-	-	-	-	-	-	-
	Di-n-octyl phthalate	mg/kg	0.1		-	-	-	-	-	-	-
	Hexachlorobenzene	mg/kg	0.05	16	-	-	-	-	-	-	-
	Hexachlorocyclopentadiene	mg/kg	0.1		-	-	-	-	-	-	-
	Hexachloroethane	mg/kg	0.1		-	-	-	-	-	-	-
	Isophorone	mg/kg	0.1		-	-	-	-	-	-	-
	Nitrobenzene	mg/kg	0.1		-	-	-	-	-	-	-
	N-nitrosodi-n-propylamine	mg/kg	0.1		-	-	-	-	-	-	-
	Pentachloronitrobenzene	mg/kg	0.05		-	-	-	-	-	-	-
	Pentachlorophenol	mg/kg	0.1	60	-	-	-	-	-	-	-
PCB	Heptachlorobiphenyl, 2,3,3,4,4,5,5- (PCB 189)	mg/kg	0.003		-	-	-	-	-	-	-
	Hexachlorobiphenyl, 2,3,3,4,4,5- (PCB 156)	mg/kg	0.003		-	-	-	-	-	-	-
	Hexachlorobiphenyl, 2,3,3,4,4,5- (PCB 157)	mg/kg	0.003		-	-	-	-	-	-	-
	Hexachlorobiphenyl, 2,3,4,4,5,5- (PCB 167)	mg/kg	0.003		-	-	-	-	-	-	-
	Hexachlorobiphenyl, 3,3,4,4,5,5- (PCB 169)	mg/kg	0.003		-	-	-	-	-	-	-
	PCB 101	mg/kg	0.003		-	-	-	-	-	-	-
	PCB 118	mg/kg	0.003		-	-	-	-	-	-	-
	PCB 138	mg/kg	0.003		-	-	-	-	-	-	-
	PCB 153	mg/kg	0.003		-	-	-	-	-	-	-
	PCB 180	mg/kg	0.003		-	-	-	-	-	-	-
	PCB 28	mg/kg	0.003		-	-	-	-	-	-	-
	PCB 52	mg/kg	0.003		-	-	-	-	-	-	-
	Pentachlorobiphenyl, 2,3,3,4,4- (PCB 105)	mg/kg	0.003		-	-	-	-	-	-	-
	Pentachlorobiphenyl, 2,3,4,4,5- (PCB 114)	mg/kg	0.003		-	-	-	-	-	-	-
	Pentachlorobiphenyl, 2,3,4,4,5- (PCB 123)	mg/kg	0.003		-	-	-	-	-	-	-
	Pentachlorobiphenyl, 3,3,4,4,5- (PCB 126)	mg/kg	0.003		-	-	-	-	-	-	-
	Tetrachlorobiphenyl, 3,3,4,4- (PCB 77)	mg/kg	0.003		-	-	-	-	-	-	-
	Tetrachlorobiphenyl, 3,4,4,5- (PCB 81)	mg/kg	0.003		-	-	-	-	-	-	-
	Total PCB 7 Congeners	mg/kg	0.021		-	-	-	-	-	-	-
	Total PCB WHO 12	mg/kg	0.036		-	-	-	-	-	-	-
Phenolics	Xylenols	mg/kg	0.015		<0.015	<0.015	<0.015	<0.015	<0.015	<0.015	<0.015
	Cresol Total	mg/kg	0.01		<0.01	<0.01	<0.01	<0.01	<0.01	<0.01	<0.01
	Phenol	mg/kg	0.01	(dir)760[#8]	<0.01	<0.01	<0.01	<0.01	<0.01	<0.01	<0.01
	Phenols Monohydric	mg/kg	0.035		<0.035	<0.035	<0.035	<0.035	<0.035	<0.035	<0.035
Organotins	Dibutyltin	mg/kg			-	-	-	-	-	-	-
	Monophenyltin	mg/kg			-	-	-	-	-	-	-
	Diphenyltin	mg/kg			-	-	-	-	-	-	-
	Monobutyltin	mg/kg			-	-	-	-	-	-	-
	Tetrabutyltin	mg/kg			-	-	-	-	-	-	-
	Tributyltin	mg/kg			-	-	-	-	-	-	-
	Triphenyltin	mg/kg			-	-	-	-	-	-	-
Pesticides	Heptachlor epoxide	mg/kg	0.05		-	-	-	-	-	-	-
	Tecnazene	mg/kg	0.05		-	-	-	-	-	-	-
	2,4,5-TP (Silvex)	mg/kg			-	-	-	-	-	-	-
	Hedonal	mg/kg			-	-	-	-	-	-	-

				Location Code	TP01007A	TP01007A	TP01007A	TP01007	TP01007	TP01009A	TP01009A
				Sample Depth Range	2.05-2.15	3.8-3.9	4.4-4.45	0.1-0.3	0.7-0.9	0.05-0.1	0.3-0.4
				Sampled Date Time	17/10/2019	17/10/2019	17/10/2019	09/09/2019	09/09/2019	25/10/2019	25/10/2019
			LQM S4UL Public Open Space (POS) Residential - 1% SOM (GAC)								
Chem_Group	**ChemName**	**output unit**	**EQL**								
	2,4-DDT	mg/kg	0.05		-	-	-	-	-	-	-
	2,4-Dichlorprop	mg/kg			-	-	-	-	-	-	-
	4-(2,4-Dichlorophenoxy)butyric Acid (2,4-DB)	mg/kg			-	-	-	-	-	-	-
	4,4-DDE	mg/kg	0.05		-	-	-	-	-	-	-
	a-BHC	mg/kg	0.05	24	-	-	-	-	-	-	-
	Aldrin	mg/kg	0.05	18	-	-	-	-	-	-	-
	Atrazine	mg/kg	0.05	1200	-	-	-	-	-	-	-
	Azinophos methyl	mg/kg	0.05		-	-	-	-	-	-	-
	b-BHC	mg/kg	0.05	8.1	-	-	-	-	-	-	-
	Bentazone	mg/kg			-	-	-	-	-	-	-
	Chlordane (cis)	mg/kg	0.05		-	-	-	-	-	-	-
	Chlordane (trans)	mg/kg	0.05		-	-	-	-	-	-	-
	Chlorfenvinphos	mg/kg	0.05		-	-	-	-	-	-	-
	Chlorotoluron	mg/kg			-	-	-	-	-	-	-
	Chlorpyrifos-methyl	mg/kg	0.05		-	-	-	-	-	-	-
	Cyanazine	mg/kg			-	-	-	-	-	-	-
	d-BHC	mg/kg	0.05		-	-	-	-	-	-	-
	DDD	mg/kg	0.05		-	-	-	-	-	-	-
	DDT	mg/kg	0.05		-	-	-	-	-	-	-
	Chlorothalonil	mg/kg	0.05		-	-	-	-	-	-	-
	Diazinon	mg/kg	0.05		-	-	-	-	-	-	-
	Dichlorvos	mg/kg	0.05	16	-	-	-	-	-	-	-
	Dieldrin	mg/kg	0.05	18	-	-	-	-	-	-	-
	Dimethoate	mg/kg	0.05		-	-	-	-	-	-	-
	Disulfoton	mg/kg	0.05		-	-	-	-	-	-	-
	Diuron	mg/kg			-	-	-	-	-	-	-
	Endosulfan I	mg/kg	0.05	1200	-	-	-	-	-	-	-
	Endosulfan II	mg/kg	0.05		-	-	-	-	-	-	-
	Endosulfan sulphate	mg/kg	0.05		-	-	-	-	-	-	-
	Endrin	mg/kg	0.05		-	-	-	-	-	-	-
	Fenitrothion	mg/kg	0.05		-	-	-	-	-	-	-
	Fenthion	mg/kg	0.05		-	-	-	-	-	-	-
	Fluroxypyr	mg/kg			-	-	-	-	-	-	-
	g-BHC (Lindane)	mg/kg	0.05	8.2	-	-	-	-	-	-	-
	Heptachlor	mg/kg	0.05		-	-	-	-	-	-	-
	Isodrin	mg/kg	0.05		-	-	-	-	-	-	-
	Isoproturon	mg/kg			-	-	-	-	-	-	-
	Linuron	mg/kg			-	-	-	-	-	-	-
	Malathion	mg/kg	0.05		-	-	-	-	-	-	-
	2-Methyl-4-chlorophenoxyacetic acid	mg/kg			-	-	-	-	-	-	-
	2-Methyl-4-Chlorophenoxy Butanoic Acid	mg/kg			-	-	-	-	-	-	-
	Mecoprop	mg/kg			-	-	-	-	-	-	-
	Methoxychlor	mg/kg	0.05		-	-	-	-	-	-	-
	Methyl parathion	mg/kg	0.05		-	-	-	-	-	-	-
	Mevinphos (Phosdrin)	mg/kg	0.05		-	-	-	-	-	-	-
	Nitroguanidine	mg/kg			-	-	-	-	-	-	-
	o,p-DDD	mg/kg	0.05		-	-	-	-	-	-	-
	o,p'-DDE	mg/kg	0.05		-	-	-	-	-	-	-
	o,p-Methoxychlor	mg/kg	0.05		-	-	-	-	-	-	-
	Parathion	mg/kg	0.05		-	-	-	-	-	-	-
	Pendimethalin	mg/kg	0.05		-	-	-	-	-	-	-
	Permethrin	mg/kg	0.05		-	-	-	-	-	-	-

				Location Code	TP01007A	TP01007A	TP01007A	TP01007	TP01007	TP01009A	TP01009A
				Sample Depth Range	2.05-2.15	3.8-3.9	4.4-4.45	0.1-0.3	0.7-0.9	0.05-0.1	0.3-0.4
				Sampled Date Time	17/10/2019	17/10/2019	17/10/2019	09/09/2019	09/09/2019	25/10/2019	25/10/2019
			LQM S4UL Public Open Space (POS) Residential - 1% SOM (GAC)								
Chem Group	**ChemName**	**output unit**	**EQL**								
	Permethrin II	mg/kg	0.05		-	-	-	-	-	-	-
	Phorate	mg/kg	0.05		-	-	-	-	-	-	-
	Prometryn	mg/kg	0.05		-	-	-	-	-	-	-
	Pronamide	mg/kg	0.05		-	-	-	-	-	-	-
	Propazine	mg/kg	0.05		-	-	-	-	-	-	-
	Simazine	mg/kg	0.05		-	-	-	-	-	-	-
	Terbutryn	mg/kg	0.05		-	-	-	-	-	-	-
	Terbutylazine	mg/kg	0.05		-	-	-	-	-	-	-
	Triadimefon	mg/kg	0.05		-	-	-	-	-	-	-
	Triallate	mg/kg	0.05		-	-	-	-	-	-	-
	Tricloovr	mg/kg			-	-	-	-	-	-	-
	Trifluralin	mg/kg	0.05		-	-	-	-	-	-	-
	Telodrin	mg/kg	0.05		-	-	-	-	-	-	-
Radionuclides	Caesium-137	Bq/kg	1.4		-	-	-	-	-	-	-
	Protactinium-234m	Bq/kg	140		-	-	-	-	-	-	-
	Americium-241	Bq/g	0.0022		-	-	-	-	-	-	-
	Beryllium-7	Bq/g	0.016		-	-	-	-	-	-	-
	Cobalt-60	Bq/g	0.0015		-	-	-	-	-	-	-
	Gross alpha	Bq/kg	54		-	-	-	-	-	-	-
	Gross beta	Bq/kg	87		-	-	-	-	-	-	-
	Lead-210	Bq/kg	22		-	-	-	-	-	-	-
	Potassium-40	Bq/kg	2		-	-	-	-	-	-	-
	Radium -224	Bq/g	0.022		-	-	-	-	-	-	-
	Radium-226	Bq/g	0.0005		-	-	-	-	-	-	-
	Thorium-228	Bq/g	0.0005		-	-	-	-	-	-	-
	Thorium-230	Bq/g	0.0005		-	-	-	-	-	-	-
	Thorium-232	Bq/g	0.0005		-	-	-	-	-	-	-
	Thorium-234	Bq/g	0.025		-	-	-	-	-	-	-
	Uranium-234	Bq/g	0.0005		-	-	-	-	-	-	-
	Uranium-235	Bq/g	0.0005		-	-	-	-	-	-	-
SVOC TIC	SVOC TICS - Detect	Detect			-	-	-	-	-	-	-
	SVOC Tentatively Identified Compounds	mg/kg	0.1		-	-	-	-	-	-	-
VOC TIC	VOC Tentatively Identified Compounds	mg/kg	0.05		-	-	-	-	-	-	-
Explosives	2,2,4,4,6,6-Hexanitrostilbene	mg/kg			-	-	-	-	-	-	-
	2,4,6-Trinitrotoluene (TNT)	mg/kg		130	-	-	-	-	-	-	-
	2,4,6-trinitrophenyl	mg/kg			-	-	-	-	-	-	-
	HMX	mg/kg		13000	-	-	-	-	-	-	-
	Ethylene glycol dinitrate	mg/kg			-	-	-	-	-	-	-
	Nitrocellulose (12% N)	mg/kg			-	-	-	-	-	-	-
	Nitroglycerine	mg/kg			-	-	-	-	-	-	-
	PETN	mg/kg			-	-	-	-	-	-	-
	RDX	mg/kg		26000	-	-	-	-	-	-	-
	Tetryl	mg/kg			-	-	-	-	-	-	-
NA	Actinium-228	Bq/kg	2		-	-	-	-	-	-	-
	Caesium-134	Bq/kg	1.7		-	-	-	-	-	-	-
	Bismuth-212	Bq/kg	19		-	-	-	-	-	-	-
	Bismuth-214	Bq/kg	2		-	-	-	-	-	-	-
	Lead-212	Bq/kg	2		-	-	-	-	-	-	-
	Lead-214	Bq/kg	2		-	-	-	-	-	-	-
	Thallium-208	Bq/kg	2		-	-	-	-	-	-	-
Other	Temperature	°C			17.6	17.6	17	19.2	18.4	14.6	17.6
	Conductivity @ 20oC	uS/cm	14		49.7 - 51.5	88.4 - 91.1	129 - 139	132 - 160	83.7 - 98.5	304 - 355	177 - 185
	Organic Matter	%	0.35		-	-	-	-	-	-	-
	Moisture Content (dried @35oC)	%			17	19	20	11	15	12	13
	pH (Lab)	pH Units	1		5.45 - 6.31	6.59 - 6.73	7.76 - 9.08	6.31 - 6.87	7.07 - 7.9	7.61 - 8.68	8.3 - 8.66
	Total Organic Carbon	%	0.2		<0.2	<0.2	<0.2	0.687	0.252	0.855	0.26

Environmental Standards Comments
#1:GAC is only presented as speciated chromium. 7.7mg/kg is used for hexavalent. If hexavalent chromium (CrVI) data is available, a value of 1,500mg/kg may be appropriate for the remaining trivalent chromium (CrIII).
#2:C4SL for lead adopted
#3:GAC only presented as speciated mercury. 16mg/kg is used for elemental mercury. If the CSM indicates that elemental mercury is not a CoC and mercury is present in an inorganic form, a value of 120mg/kg for inorganic mercury may be appropriate
#4:Updated S4UL for nickel
#5:S4UL exceeds solubility saturation limit
#6:Criteria derived for Ali>C16-C35 split between Ali>C16-21 & Ali>C21-35. Requires summation of fractions to use Ali>C16-C35 criteria.
#7:Criteria presented is for p-xylene. A separate value is presented for o-xylene.
#8:S4UL based on a threshold protective of direct skin contact with phenol

Key

<0.6	Result MDL exceeds GAC
27.8	Result exceeds GAC

Notes
Where a range is given a determinand has been analysed for by more than one method

				Location_Code	TP01009A	TP01009A	TP01009	TP01009	TP01010A	TP01010A	TP01010A
				Sample_Depth_Range	2.6-2.7	4.1-4.2	0.05-0.2	1.9-1.9	0.05-0.15	0.4-0.5	1.05-1.15
				Sampled_Date_Time	25/10/2019	25/10/2019	06/09/2019	06/09/2019	18/10/2019	18/10/2019	18/10/2019
				LQM S4UL Public Open Space (POS) Residential - 1% SOM (GAC)							
Chem_Group	**ChemName**	**output unit**	**EQL**								
Metals	Antimony	mg/kg	0.6		-	-	-	-	-	-	-
	Arsenic	mg/kg	0.6	79	3.73	<0.6	10.7	3.89	11.1	6.89	3.6
	Barium	mg/kg	0.6	-	-	-	-	-	-	-	-
	Beryllium	mg/kg	0.01	2.2	-	-	-	-	-	-	-
	Boron	mg/kg	1	21000	<1	<1	<1	1.59	<1	<1	<1
	Cadmium	mg/kg	0.02	120	0.31	0.318	0.11	<0.02	0.573	0.419	0.313
	Chromium (hexavalent)	mg/kg	0.6	7.7	<0.6	<0.6	<0.6	<0.6	<0.6	<0.6	<0.6
	Chromium	mg/kg	0.9	[#1]	149	1.27	36.9	32.3	38.4	25.2	5.99
	Copper	mg/kg	1.4	12000	11.3	1.5	17.6	5.09	16.6	7.93	5.03
	Lead	mg/kg	0.7	630[#2]	2.84	<0.7	22.6	7.28	45.9	11.6	4.07
	Mercury	mg/kg	0.14	[#3]	<0.14	<0.14	<0.14	<0.14	<0.14	<0.14	<0.14
	Molybdenum	mg/kg	0.1		-	-	-	-	-	-	-
	Nickel	mg/kg	0.2	230[#4]	29.4	4.46	15.9	14.6	25.8	23.5	10.8
	Selenium	mg/kg	1	1100	<1	<1	<1	<1	<1	<1	<1
	Vanadium	mg/kg	0.2	2000	-	-	-	-	-	-	-
	Zinc	mg/kg	1.9	81000	97.4	12.9	60.1	40.6	83.2	53.8	24.5
Asbestos	Anthophyllite	Detect			0	0	0	0	0	0	0
	Asbestos Analysts Comments	-			-	-	-	-	-	-	-
	Asbestos PCOM Quantification	%	0.001		-	-	-	-	-	-	-
	Asbestos Quantification Total	%	0.001		-	-	-	-	-	-	-
	Asbestos: Actinolite	Detect			0	0	0	0	0	0	0
	Additional Asbestos Components (Using TM048)	Comment			-	-	-	-	-	-	-
	Crocidolite Asbestos	Detect			0	0	0	0	0	0	0
	Asbestos Gravimetric Quantification	%	0.001		-	-	-	-	-	-	-
	Chrysotile Asbestos	Detect			0	0	0	0	0	0	0
	Amosite Asbestos	Detect			0	0	0	0	0	0	0
	Non-Asbestos Fibre	Detect			0	0	0	0	0	0	0
	Tremolite	Detect			0	0	0	0	0	0	0
Inorganics	Alkalinity (total) as CaCO3	mg/kg	10		-	-	-	-	-	-	-
	Ammoniacal Nitrogen as N	mg/kg	12		-	-	-	-	-	-	-
	Cyanide (Free)	mg/kg	1		<1	<1	<1	<1	<1	<1	<1
	Cyanide Total	mg/kg	1		<1	<1	<1	<1	<1	<1	<1
	cyanides-complex	mg/kg	1		<1	<1	<1	<1	<1	<1	<1
	Nitrite (as N)	mg/kg	0.03		-	-	-	-	-	-	-
	Sulphate	mg/kg	200		-	-	-	-	-	-	-
PAH	Naphthalene	mg/kg	0.009	4900	<0.009	<0.009	<0.009	<0.009	<0.009	<0.009	<0.009
	Acenaphthene	mg/kg	0.008	15000	<0.008	<0.008	<0.008	<0.008	<0.008	<0.008	<0.008
	Acenaphthylene	mg/kg	0.012	15000	<0.012	<0.012	<0.012	<0.012	<0.012	<0.012	<0.012
	Fluoranthene	mg/kg	0.017	3100	<0.017	<0.017	0.0831	<0.017	0.222	<0.017	<0.017
	Anthracene	mg/kg	0.016	74000	<0.016	<0.016	<0.016	<0.016	<0.016	<0.016	<0.016
	Phenanthrene	mg/kg	0.015	3100	<0.015	<0.015	0.0259	<0.015	0.0732	<0.015	<0.015
	Fluorene	mg/kg	0.01	9900	<0.01	<0.01	<0.01	<0.01	<0.01	<0.01	<0.01
	Chrysene	mg/kg	0.01	57	<0.01	<0.01	0.0428	<0.01	0.0863	<0.01	<0.01
	Pyrene	mg/kg	0.015	7400	<0.015	<0.015	0.0701	<0.015	0.18	<0.015	<0.015
	Benzo(a)anthracene	mg/kg	0.014	29	<0.014	<0.014	0.0416	<0.014	0.0887	<0.014	<0.014
	Benzo(b)fluoranthene	mg/kg	0.015	7.1	<0.015	<0.015	0.071	<0.015	0.167	<0.015	<0.015
	Benzo(k)fluoranthene	mg/kg	0.014	190	<0.014	<0.014	0.0198	<0.014	0.0497	<0.014	<0.014
	Benzo(a)pyrene	mg/kg	0.015	5.7	<0.015	<0.015	0.051	<0.015	0.0932	<0.015	<0.015
	Dibenz(a,h)anthracene	mg/kg	0.023	0.57	<0.023	<0.023	<0.023	<0.023	<0.023	<0.023	<0.023
	Benzo(g,h,i)perylene	mg/kg	0.024	640	<0.024	<0.024	0.0466	<0.024	0.0651	<0.024	<0.024
	Indeno(1,2,3-c,d)pyrene	mg/kg	0.018	82	<0.018	<0.018	0.0503	<0.018	0.0944	<0.018	<0.018
	PAH 16 Total	mg/kg	0.118		<0.118	<0.118	0.502	<0.118	1.12	<0.118	<0.118
TPH CWG	>C5-C6 Aliphatics	mg/kg	0.01	(sol)570000[#5]	-	-	-	-	-	-	-
	>C6-C8 Aliphatics	mg/kg	0.01	600000	-	-	-	-	-	-	-
	>C10-C44 Aliphatics	mg/kg	5		-	-	-	-	-	-	-
	>C10-C44 Aliphatics/Aromatics	mg/kg	10		-	-	-	-	-	-	-
	>C8-C10 Aliphatics	mg/kg	0.01	13000	-	-	-	-	-	-	-
	>C10-C12 Aliphatics	mg/kg	0.01	13000	-	-	-	-	-	-	-
	>C12-C16 Aliphatics	mg/kg	0.1	13000	-	-	-	-	-	-	-
	>C16-C21 Aliphatics	mg/kg	0.1	125000[#6]	-	-	-	-	-	-	-
	>C21-C35 Aliphatics	mg/kg	0.1	125000[#6]	-	-	-	-	-	-	-
	>C35-C44 Aliphatics	mg/kg	0.1	250000	-	-	-	-	-	-	-
	>C5-C10 Aliphatics	mg/kg	0.05		-	-	-	-	-	-	-
	Total Aliphatics >C12-C44	mg/kg	0.1		-	-	-	-	-	-	-
	>EC5-EC10 Aromatics	mg/kg	0.05		-	-	-	-	-	-	-
	>EC6-EC7 Aromatics	mg/kg	0.01		-	-	-	-	-	-	-
	>EC7-EC8 Aromatics	mg/kg	0.01	56000	-	-	-	-	-	-	-
	>EC8-EC10 Aromatics	mg/kg	0.01	5000	-	-	-	-	-	-	-
	>EC10-EC12 Aromatics	mg/kg	0.01	5000	-	-	-	-	-	-	-
	>EC10-EC44 Aromatics	mg/kg	5		-	-	-	-	-	-	-
	>EC12-EC16 Aromatics	mg/kg	0.1	5100	-	-	-	-	-	-	-
	>EC16-EC21 Aromatics	mg/kg	0.1	3800	-	-	-	-	-	-	-
	>EC21-EC35 Aromatics	mg/kg	0.1	3800	-	-	-	-	-	-	-
	>EC35-EC44 Aromatics	mg/kg	0.1	3800	-	-	-	-	-	-	-
	>EC40-EC44 Aromatics	mg/kg	0.1		-	-	-	-	-	-	-
	>EC12-EC44 Aromatics	mg/kg	0.1		-	-	-	-	-	-	-
	TPH Aliphatics & Aromatics >C5-44	mg/kg	0.1		-	-	-	-	-	-	-
TPH	>C5-C6	mg/kg	0.02		<0.02	<0.02	<0.02	<0.02	<0.02	<0.02	<0.02

				Location Code	TP01009A	TP01009A	TP01009	TP01009	TP01010A	TP01010A	TP01010A
				Sample Depth Range	2.6-2.7	4.1-4.2	0.05-0.2	1.9-1.9	0.05-0.15	0.4-0.5	1.05-1.15
				Sampled Date Time	25/10/2019	25/10/2019	06/09/2019	06/09/2019	18/10/2019	18/10/2019	18/10/2019
				LQM S4UL Public Open Space (POS) Residential - 1% SOM (GAC)							
Chem_Group	ChemName	output unit	EQL								
	>C6-C7	mg/kg	0.02		<0.02	<0.02	<0.02	<0.02	<0.02	<0.02	<0.02
	>C7-C8	mg/kg	0.02		<0.02	<0.02	<0.02	<0.02	<0.02	<0.02	<0.02
	>C8-C10	mg/kg	0.02		<0.02	<0.02	<0.02	<0.02	<0.02	<0.02	<0.02
	>C10-C12	mg/kg	0.02		<0.02	<0.02	<0.02	<0.02	<0.02	<0.02	<0.02
	>C12-C16	mg/kg	35		<35	<35	<35	<35	<35	<35	<35
	>C16-C21	mg/kg	35		<35	<35	<35	<35	<35	<35	<35
	>C21-C28	mg/kg	35		<35	<35	<35	<35	<35	<35	<35
	>C28-C35	mg/kg	35		<35	<35	<35	<35	<35	<35	<35
	>C35-C40	mg/kg	35		<35	<35	<35	<35	<35	<35	<35
	GRO >C5-10	mg/kg	0.02		-	-	-	-	-	-	-
	TPH >C6-C40	mg/kg	10		-	-	-	-	-	-	-
	EPH>C5-40	mg/kg	35		<35	<35	43.8	<35	<35	<35	<35
	EPH >C10-40	mg/kg	35		<35	<35	43.8	<35	<35	<35	<35
	GRO >C5-12	mg/kg	0.1		<0.1	<0.1	<0.1	<0.1	<0.1	<0.1	<0.1
	Total Petroleum Hydrocarbons	mg/kg	35		-	-	-	-	-	-	-
BTEX and MTBE	Benzene	mg/kg	0.009	72	<0.009	<0.009	<0.009	<0.009	<0.009	<0.009	<0.009
	Toluene	mg/kg	0.007	56000	<0.007	<0.007	<0.007	<0.007	<0.007	<0.007	<0.007
	Ethylbenzene	mg/kg	0.004	24000	<0.004	<0.004	<0.004	<0.004	<0.004	<0.004	<0.004
	Xylene (m & p)	mg/kg	0.01	41000[#7]	<0.01	<0.01	<0.01	<0.01	<0.01	<0.01	<0.01
	Xylene (o)	mg/kg	0.01	41000	<0.01	<0.01	<0.01	<0.01	<0.01	<0.01	<0.01
	Xylene Total	mg/kg	0.02		-	-	-	-	-	-	-
	MTBE	mg/kg	0.01		<0.01	<0.01	<0.01	<0.01	<0.01	<0.01	<0.01
	Total BTEX	mg/kg	0.04		<0.04	<0.04	<0.04	<0.04	<0.04	<0.04	<0.04
VOC	Styrene	mg/kg	0.01		-	-	-	-	-	-	-
	cis-1,3-dichloropropene	mg/kg	0.01		-	-	-	-	-	-	-
	trans-1,3-dichloropropene	mg/kg	0.01		-	-	-	-	-	-	-
	1,1,1,2-tetrachloroethane	mg/kg	0.01	1400	-	-	-	-	-	-	-
	1,1,1-trichloroethane	mg/kg	0.007	140000	-	-	-	-	-	-	-
	1,1,2,2-tetrachloroethane	mg/kg	0.01	1400	-	-	-	-	-	-	-
	1,1,2-trichloroethane	mg/kg	0.01		-	-	-	-	-	-	-
	1,1-dichloroethane	mg/kg	0.008		-	-	-	-	-	-	-
	1,1-dichloroethene	mg/kg	0.01		-	-	-	-	-	-	-
	1,1-dichloropropene	mg/kg	0.01		-	-	-	-	-	-	-
	1,2,3-trichloropropane	mg/kg	0.016		-	-	-	-	-	-	-
	1,2,4-trimethylbenzene	mg/kg	0.009		-	-	-	-	-	-	-
	1,2-dibromo-3-chloropropane	mg/kg	0.014		-	-	-	-	-	-	-
	1,2-dibromoethane	mg/kg	0.01		-	-	-	-	-	-	-
	1,2-dichloroethane	mg/kg	0.005	29	-	-	-	-	-	-	-
	1,2-dichloropropane	mg/kg	0.01		-	-	-	-	-	-	-
	1,3,5-trimethylbenzene	mg/kg	0.008		-	-	-	-	-	-	-
	1,3-dichloropropane	mg/kg	0.007		-	-	-	-	-	-	-
	2,2-dichloropropane	mg/kg	0.01		-	-	-	-	-	-	-
	2-chlorotoluene	mg/kg	0.009		-	-	-	-	-	-	-
	4-chlorotoluene	mg/kg	0.01		-	-	-	-	-	-	-
	Bromobenzene	mg/kg	0.01		-	-	-	-	-	-	-
	Bromochloromethane	mg/kg	0.01		-	-	-	-	-	-	-
	Bromodichloromethane	mg/kg	0.007		-	-	-	-	-	-	-
	Bromoform	mg/kg	0.01		-	-	-	-	-	-	-
	Bromomethane	mg/kg	0.01		-	-	-	-	-	-	-
	Carbon disulfide	mg/kg	0.007	11000	-	-	-	-	-	-	-
	Carbon tetrachloride	mg/kg	0.01	890	-	-	-	-	-	-	-
	Chlorodibromomethane	mg/kg	0.01		-	-	-	-	-	-	-
	Chloroethane	mg/kg	0.01		-	-	-	-	-	-	-
	Chloroform	mg/kg	0.008	2500	-	-	-	-	-	-	-
	Chloromethane	mg/kg	0.007		-	-	-	-	-	-	-
	cis-1,2-dichloroethene	mg/kg	0.006		-	-	-	-	-	-	-
	Dibromomethane	mg/kg	0.009		-	-	-	-	-	-	-
	Dichlorodifluoromethane	mg/kg	0.006		-	-	-	-	-	-	-
	Dichloromethane	mg/kg	0.01		-	-	-	-	-	-	-
	Isopropylbenzene	mg/kg	0.005		-	-	-	-	-	-	-
	n-butylbenzene	mg/kg	0.011		-	-	-	-	-	-	-
	n-propylbenzene	mg/kg	0.01		-	-	-	-	-	-	-
	p-isopropyltoluene	mg/kg	0.01		-	-	-	-	-	-	-
	sec-butylbenzene	mg/kg	0.01		-	-	-	-	-	-	-
	Trichloroethene	mg/kg	0.009	120	-	-	-	-	-	-	-
	tert-butylbenzene	mg/kg	0.014		-	-	-	-	-	-	-
	Tetrachloroethene	mg/kg	0.005	1400	-	-	-	-	-	-	-
	trans-1,2-dichloroethene	mg/kg	0.01		-	-	-	-	-	-	-
	Trichlorofluoromethane	mg/kg	0.006		-	-	-	-	-	-	-
	Vinyl chloride	mg/kg	0.006	3.5	-	-	-	-	-	-	-
	tert-Amyl methyl ether	mg/kg	0.01		-	-	-	-	-	-	-
VOC/SVOC	1,2,3-trichlorobenzene	mg/kg	0.02	1800	-	-	-	-	-	-	-
	1,2,4-trichlorobenzene	mg/kg	0.02	15000	-	-	-	-	-	-	-
	1,2-dichlorobenzene	mg/kg	0.01	90000	-	-	-	-	-	-	-
	1,3,5-Trichlorobenzene	mg/kg	0.02	1700	-	-	-	-	-	-	-
	1,3-dichlorobenzene	mg/kg	0.008	300	-	-	-	-	-	-	-
	1,4-dichlorobenzene	mg/kg	0.005	17000	-	-	-	-	-	-	-

				Location Code	TP01009A	TP01009A	TP01009	TP01009	TP01010A	TP01010A	TP01010A
				Sample Depth Range	2.6-2.7	4.1-4.2	0.05-0.2	1.9-1.9	0.05-0.15	0.4-0.5	1.05-1.15
				Sampled Date Time	25/10/2019	25/10/2019	06/09/2019	06/09/2019	18/10/2019	18/10/2019	18/10/2019
				LQM S4UL Public Open Space (POS) Residential - 1% SOM (GAC)							
Chem_Group	**ChemName**	**output unit**	**EQL**								
	Chlorobenzene	mg/kg	0.005	11000	-	-	-	-	-	-	-
	Hexachlorobutadiene	mg/kg	0.02	25	-	-	-	-	-	-	-
SVOC	4-bromophenyl phenyl ether	mg/kg	0.1		-	-	-	-	-	-	-
	4-nitroaniline	mg/kg	0.1		-	-	-	-	-	-	-
	4-nitrophenol	mg/kg	0.1		-	-	-	-	-	-	-
	2,4,5-trichlorophenol	mg/kg	0.1		-	-	-	-	-	-	-
	2,4,6-trichlorophenol	mg/kg	0.1		-	-	-	-	-	-	-
	2,4-dichlorophenol	mg/kg	0.1		-	-	-	-	-	-	-
	2,4-dimethylphenol	mg/kg	0.1		-	-	-	-	-	-	-
	2,4-dinitrotoluene	mg/kg	0.1		-	-	-	-	-	-	-
	2,6-dinitrotoluene	mg/kg	0.1		-	-	-	-	-	-	-
	2-chloronaphthalene	mg/kg	0.1		-	-	-	-	-	-	-
	2-chlorophenol	mg/kg	0.1		-	-	-	-	-	-	-
	2-methylnaphthalene	mg/kg	0.1		-	-	-	-	-	-	-
	2-methylphenol	mg/kg	0.1		-	-	-	-	-	-	-
	2-nitroaniline	mg/kg	0.1		-	-	-	-	-	-	-
	2-nitrophenol	mg/kg	0.1		-	-	-	-	-	-	-
	3-nitroaniline	mg/kg	0.1		-	-	-	-	-	-	-
	4-chloro-3-methylphenol	mg/kg	0.1		-	-	-	-	-	-	-
	4-chloroaniline	mg/kg	0.1		-	-	-	-	-	-	-
	4-chlorophenyl phenyl ether	mg/kg	0.1		-	-	-	-	-	-	-
	4-methylphenol	mg/kg	0.1		-	-	-	-	-	-	-
	Azobenzene	mg/kg	0.1		-	-	-	-	-	-	-
	Bis(2-chloroethoxy) methane	mg/kg	0.1		-	-	-	-	-	-	-
	Bis(2-chloroethyl)ether	mg/kg	0.1		-	-	-	-	-	-	-
	Bis(2-chloroisopropyl) ether	mg/kg	0.1		-	-	-	-	-	-	-
	Bis(2-ethylhexyl) phthalate	mg/kg	0.1		-	-	-	-	-	-	-
	Butyl benzyl phthalate	mg/kg	0.1		-	-	-	-	-	-	-
	Carbazole	mg/kg	0.1		-	-	-	-	-	-	-
	Dibenzofuran	mg/kg	0.1		-	-	-	-	-	-	-
	Diethylphthalate	mg/kg	0.1		-	-	-	-	-	-	-
	Dimethyl phthalate	mg/kg	0.1		-	-	-	-	-	-	-
	Di-n-butyl phthalate	mg/kg	0.1		-	-	-	-	-	-	-
	Di-n-octyl phthalate	mg/kg	0.1		-	-	-	-	-	-	-
	Hexachlorobenzene	mg/kg	0.05	16	-	-	-	-	-	-	-
	Hexachlorocyclopentadiene	mg/kg	0.1		-	-	-	-	-	-	-
	Hexachloroethane	mg/kg	0.1		-	-	-	-	-	-	-
	Isophorone	mg/kg	0.1		-	-	-	-	-	-	-
	Nitrobenzene	mg/kg	0.1		-	-	-	-	-	-	-
	N-nitrosodi-n-propylamine	mg/kg	0.1		-	-	-	-	-	-	-
	Pentachloronitrobenzene	mg/kg	0.05		-	-	-	-	-	-	-
	Pentachlorophenol	mg/kg	0.1	60	-	-	-	-	-	-	-
PCB	Heptachlorobiphenyl, 2,3,3,4,4,5,5- (PCB 189)	mg/kg	0.003		-	-	-	-	-	-	-
	Hexachlorobiphenyl, 2,3,3,4,4,5- (PCB 156)	mg/kg	0.003		-	-	-	-	-	-	-
	Hexachlorobiphenyl, 2,3,3,4,4,5- (PCB 157)	mg/kg	0.003		-	-	-	-	-	-	-
	Hexachlorobiphenyl, 2,3,4,4,5,5- (PCB 167)	mg/kg	0.003		-	-	-	-	-	-	-
	Hexachlorobiphenyl, 3,3,4,4,5,5- (PCB 169)	mg/kg	0.003		-	-	-	-	-	-	-
	PCB 101	mg/kg	0.003		-	-	-	-	-	-	-
	PCB 118	mg/kg	0.003		-	-	-	-	-	-	-
	PCB 138	mg/kg	0.003		-	-	-	-	-	-	-
	PCB 153	mg/kg	0.003		-	-	-	-	-	-	-
	PCB 180	mg/kg	0.003		-	-	-	-	-	-	-
	PCB 28	mg/kg	0.003		-	-	-	-	-	-	-
	PCB 52	mg/kg	0.003		-	-	-	-	-	-	-
	Pentachlorobiphenyl, 2,3,3,4,4- (PCB 105)	mg/kg	0.003		-	-	-	-	-	-	-
	Pentachlorobiphenyl, 2,3,4,4,5- (PCB 114)	mg/kg	0.003		-	-	-	-	-	-	-
	Pentachlorobiphenyl, 2,3,4,4,5- (PCB 123)	mg/kg	0.003		-	-	-	-	-	-	-
	Pentachlorobiphenyl, 3,3,4,4,5- (PCB 126)	mg/kg	0.003		-	-	-	-	-	-	-
	Tetrachlorobiphenyl, 3,3,4,4- (PCB 77)	mg/kg	0.003		-	-	-	-	-	-	-
	Tetrachlorobiphenyl, 3,4,4,5- (PCB 81)	mg/kg	0.003		-	-	-	-	-	-	-
	Total PCB 7 Congeners	mg/kg	0.021		-	-	-	-	-	-	-
	Total PCB WHO 12	mg/kg	0.036		-	-	-	-	-	-	-
Phenolics	Xylenols	mg/kg	0.015		<0.015	<0.015	<0.015	<0.015	<0.015	<0.015	<0.015
	Cresol Total	mg/kg	0.01		<0.01	<0.01	<0.01	<0.01	**0.0118**	<0.01	<0.01
	Phenol	mg/kg	0.01	(dir)760[#8]	<0.01	<0.01	**0.0111**	<0.01	<0.01	<0.01	<0.01
	Phenols Monohydric	mg/kg	0.035		<0.035	<0.035	<0.035	<0.035	<0.035	<0.035	<0.035
Organotins	Dibutyltin	mg/kg			-	-	-	-	-	-	-
	Monophenyltin	mg/kg			-	-	-	-	-	-	-
	Diphenyltin	mg/kg			-	-	-	-	-	-	-
	Monobutyltin	mg/kg			-	-	-	-	-	-	-
	Tetrabutyltin	mg/kg			-	-	-	-	-	-	-
	Tributyltin	mg/kg			-	-	-	-	-	-	-
	Triphenyltin	mg/kg			-	-	-	-	-	-	-
Pesticides	Heptachlor epoxide	mg/kg	0.05		-	-	-	-	-	-	-
	Tecnazene	mg/kg	0.05		-	-	-	-	-	-	-
	2,4,5-TP (Silvex)	mg/kg			-	-	-	-	-	-	-
	Hedonal	mg/kg			-	-	-	-	-	-	-

				Location Code	TP01009A	TP01009A	TP01009	TP01009	TP01010A	TP01010A	TP01010A
				Sample Depth Range	2.6-2.7	4.1-4.2	0.05-0.2	1.9-1.9	0.05-0.15	0.4-0.5	1.05-1.15
				Sampled Date Time	25/10/2019	25/10/2019	06/09/2019	06/09/2019	18/10/2019	18/10/2019	18/10/2019
			LQM S4UL Public Open Space (POS) Residential - 1% SOM (GAC)								
Chem_Group	**ChemName**	**output unit**	**EQL**								
	2,4-DDT	mg/kg	0.05		-	-	-	-	-	-	-
	2,4-Dichlorprop	mg/kg			-	-	-	-	-	-	-
	4-(2,4-Dichlorophenoxy)butyric Acid (2,4-DB)	mg/kg			-	-	-	-	-	-	-
	4,4-DDE	mg/kg	0.05		-	-	-	-	-	-	-
	a-BHC	mg/kg	0.05	24	-	-	-	-	-	-	-
	Aldrin	mg/kg	0.05	18	-	-	-	-	-	-	-
	Atrazine	mg/kg	0.05	1200	-	-	-	-	-	-	-
	Azinophos methyl	mg/kg	0.05		-	-	-	-	-	-	-
	b-BHC	mg/kg	0.05	8.1	-	-	-	-	-	-	-
	Bentazone	mg/kg			-	-	-	-	-	-	-
	Chlordane (cis)	mg/kg	0.05		-	-	-	-	-	-	-
	Chlordane (trans)	mg/kg	0.05		-	-	-	-	-	-	-
	Chlorfenvinphos	mg/kg	0.05		-	-	-	-	-	-	-
	Chlorotoluron	mg/kg			-	-	-	-	-	-	-
	Chlorpyrifos-methyl	mg/kg	0.05		-	-	-	-	-	-	-
	Cyanazine	mg/kg			-	-	-	-	-	-	-
	d-BHC	mg/kg	0.05		-	-	-	-	-	-	-
	DDD	mg/kg	0.05		-	-	-	-	-	-	-
	DDT	mg/kg	0.05		-	-	-	-	-	-	-
	Chlorothalonil	mg/kg	0.05		-	-	-	-	-	-	-
	Diazinon	mg/kg	0.05		-	-	-	-	-	-	-
	Dichlorvos	mg/kg	0.05	16	-	-	-	-	-	-	-
	Dieldrin	mg/kg	0.05	18	-	-	-	-	-	-	-
	Dimethoate	mg/kg	0.05		-	-	-	-	-	-	-
	Disulfoton	mg/kg	0.05		-	-	-	-	-	-	-
	Diuron	mg/kg			-	-	-	-	-	-	-
	Endosulfan I	mg/kg	0.05	1200	-	-	-	-	-	-	-
	Endosulfan II	mg/kg	0.05		-	-	-	-	-	-	-
	Endosulfan sulphate	mg/kg	0.05		-	-	-	-	-	-	-
	Endrin	mg/kg	0.05		-	-	-	-	-	-	-
	Fenitrothion	mg/kg	0.05		-	-	-	-	-	-	-
	Fenthion	mg/kg	0.05		-	-	-	-	-	-	-
	Fluroxypyr	mg/kg			-	-	-	-	-	-	-
	g-BHC (Lindane)	mg/kg	0.05	8.2	-	-	-	-	-	-	-
	Heptachlor	mg/kg	0.05		-	-	-	-	-	-	-
	Isodrin	mg/kg	0.05		-	-	-	-	-	-	-
	Isoproturon	mg/kg			-	-	-	-	-	-	-
	Linuron	mg/kg			-	-	-	-	-	-	-
	Malathion	mg/kg	0.05		-	-	-	-	-	-	-
	2-Methyl-4-chlorophenoxyacetic acid	mg/kg			-	-	-	-	-	-	-
	2-Methyl-4-Chlorophenoxy Butanoic Acid	mg/kg			-	-	-	-	-	-	-
	Mecoprop	mg/kg			-	-	-	-	-	-	-
	Methoxychlor	mg/kg	0.05		-	-	-	-	-	-	-
	Methyl parathion	mg/kg	0.05		-	-	-	-	-	-	-
	Mevinphos (Phosdrin)	mg/kg	0.05		-	-	-	-	-	-	-
	Nitroguanidine	mg/kg			-	-	-	-	-	-	-
	o,p-DDD	mg/kg	0.05		-	-	-	-	-	-	-
	o,p'-DDE	mg/kg	0.05		-	-	-	-	-	-	-
	o,p-Methoxychlor	mg/kg	0.05		-	-	-	-	-	-	-
	Parathion	mg/kg	0.05		-	-	-	-	-	-	-
	Pendimethalin	mg/kg	0.05		-	-	-	-	-	-	-
	Permethrin	mg/kg	0.05		-	-	-	-	-	-	-

				Location Code	TP01009A	TP01009A	TP01009	TP01009	TP01010A	TP01010A	TP01010A
				Sample Depth Range	2.6-2.7	4.1-4.2	0.05-0.2	1.9-1.9	0.05-0.15	0.4-0.5	1.05-1.15
				Sampled Date Time	25/10/2019	25/10/2019	06/09/2019	06/09/2019	18/10/2019	18/10/2019	18/10/2019
				LQM S4UL Public Open Space (POS) Residential - 1% SOM (GAC)							
Chem Group	**ChemName**	**output unit**	**EQL**								
	Permethrin II	mg/kg	0.05		-	-	-	-	-	-	-
	Phorate	mg/kg	0.05		-	-	-	-	-	-	-
	Prometryn	mg/kg	0.05		-	-	-	-	-	-	-
	Pronamide	mg/kg	0.05		-	-	-	-	-	-	-
	Propazine	mg/kg	0.05		-	-	-	-	-	-	-
	Simazine	mg/kg	0.05		-	-	-	-	-	-	-
	Terbutryn	mg/kg	0.05		-	-	-	-	-	-	-
	Terbutylazine	mg/kg	0.05		-	-	-	-	-	-	-
	Triadimefon	mg/kg	0.05		-	-	-	-	-	-	-
	Triallate	mg/kg	0.05		-	-	-	-	-	-	-
	Tricloopyr	mg/kg			-	-	-	-	-	-	-
	Trifluralin	mg/kg	0.05		-	-	-	-	-	-	-
	Telodrin	mg/kg	0.05		-	-	-	-	-	-	-
Radionuclides	Caesium-137	Bq/kg	1.4		-	-	-	-	-	-	-
	Protactinium-234m	Bq/kg	140		-	-	-	-	-	-	-
	Americium-241	Bq/g	0.0022		-	-	-	-	-	-	-
	Beryllium-7	Bq/g	0.016		-	-	-	-	-	-	-
	Cobalt-60	Bq/g	0.0015		-	-	-	-	-	-	-
	Gross alpha	Bq/kg	54		-	-	-	-	-	-	-
	Gross beta	Bq/kg	87		-	-	-	-	-	-	-
	Lead-210	Bq/kg	22		-	-	-	-	-	-	-
	Potassium-40	Bq/kg	2		-	-	-	-	-	-	-
	Radium -224	Bq/g	0.022		-	-	-	-	-	-	-
	Radium-226	Bq/g	0.0005		-	-	-	-	-	-	-
	Thorium-228	Bq/g	0.0005		-	-	-	-	-	-	-
	Thorium-230	Bq/g	0.0005		-	-	-	-	-	-	-
	Thorium-232	Bq/g	0.0005		-	-	-	-	-	-	-
	Thorium-234	Bq/g	0.025		-	-	-	-	-	-	-
	Uranium-234	Bq/g	0.0005		-	-	-	-	-	-	-
	Uranium-235	Bq/g	0.0005		-	-	-	-	-	-	-
SVOC TIC	SVOC TICS - Detect	Detect			-	-	-	-	-	-	-
	SVOC Tentatively Identified Compounds	mg/kg	0.1		-	-	-	-	-	-	-
VOC TIC	VOC Tentatively Identified Compounds	mg/kg	0.05		-	-	-	-	-	-	-
Explosives	2,2,4,4,6,6-Hexanitrostilbene	mg/kg			-	-	-	-	-	-	-
	2,4,6-Trinitrotoluene (TNT)	mg/kg		130	-	-	-	-	-	-	-
	2,4,6-trinitrophenyl	mg/kg			-	-	-	-	-	-	-
	HMX	mg/kg		13000	-	-	-	-	-	-	-
	Ethylene glycol dinitrate	mg/kg			-	-	-	-	-	-	-
	Nitrocellulose (12% N)	mg/kg			-	-	-	-	-	-	-
	Nitroglycerine	mg/kg			-	-	-	-	-	-	-
	PETN	mg/kg			-	-	-	-	-	-	-
	RDX	mg/kg		26000	-	-	-	-	-	-	-
	Tetryl	mg/kg			-	-	-	-	-	-	-
NA	Actinium-228	Bq/kg	2		-	-	-	-	-	-	-
	Caesium-134	Bq/kg	1.7		-	-	-	-	-	-	-
	Bismuth-212	Bq/kg	19		-	-	-	-	-	-	-
	Bismuth-214	Bq/kg	2		-	-	-	-	-	-	-
	Lead-212	Bq/kg	2		-	-	-	-	-	-	-
	Lead-214	Bq/kg	2		-	-	-	-	-	-	-
	Thallium-208	Bq/kg	2		-	-	-	-	-	-	-
Other	Temperature	°C			16.7	18.4	16.7	19.2	17.7	17.2	17.1
	Conductivity @ 20oC	uS/cm	14		112 - 121	118 - 125	132 - 149	90 - 102	217 - 237	183 - 193	156 - 173
	Organic Matter	%	0.35		-	-	-	-	-	-	-
	Moisture Content (dried @35oC)	%			16	18	9.9	19	16	12	14
	pH (Lab)	pH Units	1		7.89 - 8.47	8.21 - 8.93	7.26 - 8.62	8.23 - 8.81	8.22 - 8.94	8.49 - 8.91	8.14 - 8.75
	Total Organic Carbon	%	0.2		<0.2	<0.2	1.12	<0.2	1.2	0.558	<0.2

Environmental Standards Comments
#1:GAC is only presented as speciated chromium. 7.7mg/kg is used for hexavalent. If hexavalent chromium (CrVI) data is available, a value of 1,500mg/kg may be appropriate for the remaining trivalent chromium (CrIII).
#2:C4SL for lead adopted
#3:GAC only presented as speciated mercury. 16mg/kg is used for elemental mercury. If the CSM indicates that elemental mercury is not a CoC and mercury is present in an inorganic form, a value of 120mg/kg for inorganic mercury may be appropriate
#4:Updated S4UL for nickel
#5:S4UL exceeds solubility saturation limit
#6:Criteria derived for Ali>C16-C35 split between Ali>C16-21 & Ali>C21-35. Requires summation of fractions to use Ali>C16-C35 criteria.
#7:Criteria presented is for p-xylene. A separate value is presented for o-xylene.
#8:S4UL based on a threshold protective of direct skin contact with phenol

Key

<0.6	Result MDL exceeds GAC
27.8	Result exceeds GAC

Notes
Where a range is given a determinand has been analysed for by more than one method

				Location Code	TP01010A	TP01010	TP01010	TP01011A	TP01011A	TP01011A	TP01011
				Sample Depth Range	2.55-2.7	0.1-0.3	2.1-2.3	0.05-0.1	0.35-0.4	1.1-1.15	0.1-0.3
				Sampled Date Time	18/10/2019	10/09/2019	10/09/2019	21/10/2019	21/10/2019	21/10/2019	05/09/2019
				LQM S4UL Public Open Space (POS) Residential - 1% SOM (GAC)							
Chem_Group	**ChemName**	**output unit**	**EQL**								
Metals	Antimony	mg/kg	0.6		-	-	-	-	-	-	-
	Arsenic	mg/kg	0.6	79	2.44	7.02	4.87	8.85	1.76	<0.6	7.33
	Barium	mg/kg	0.6		-	-	-	-	-	-	-
	Beryllium	mg/kg	0.01	2.2	-	-	-	-	-	-	-
	Boron	mg/kg	1	21000	<1	<1	<1	<1	<1	<1	3.27
	Cadmium	mg/kg	0.02	120	0.312	0.373	0.195	0.639	0.328	0.266	0.464
	Chromium (hexavalent)	mg/kg	0.6	7.7	<0.6	<0.6	<0.6	<0.6	<0.6	<0.6	<0.6
	Chromium	mg/kg	0.9	[#1]	5.85	24.1	6.87	29	2.57	<0.9	22.3
	Copper	mg/kg	1.4	12000	6.38	6.62	4.23	14.4	1.77	<1.4	11.6
	Lead	mg/kg	0.7	630[#2]	5.66	8.91	3.62	29.6	<0.7	<0.7	22.5
	Mercury	mg/kg	0.14	[#3]	<0.14	<0.14	<0.14	<0.14	<0.14	<0.14	<0.14
	Molybdenum	mg/kg	0.1		-	-	-	-	-	-	-
	Nickel	mg/kg	0.2	230[#4]	9.02	21.7	8.54	32.6	18.9	6.88	23.3
	Selenium	mg/kg	1	1100	<1	<1	<1	<1	<1	<1	<1
	Vanadium	mg/kg	0.2	2000	-	-	-	-	-	-	-
	Zinc	mg/kg	1.9	81000	31.5	56.3	24.4	87.2	15.7	11.6	74.6
Asbestos	Anthophyllite	Detect			0	0	0	0	0	0	0
	Asbestos Analysts Comments	-			-	-	-	-	-	-	-
	Asbestos PCOM Quantification	%	0.001		-	-	-	-	-	-	-
	Asbestos Quantification Total	%	0.001		-	-	-	-	-	-	-
	Asbestos: Actinolite	Detect			0	0	0	0	0	0	0
	Additional Asbestos Components (Using TM048)	Comment			-	-	-	-	-	-	-
	Crocidolite Asbestos	Detect			0	0	0	0	0	0	0
	Asbestos Gravimetric Quantification	%	0.001		-	-	-	-	-	-	-
	Chrysotile Asbestos	Detect			0	0	0	0	0	0	0
	Amosite Asbestos	Detect			0	0	0	0	0	0	0
	Non-Asbestos Fibre	Detect			0	0	0	1	0	0	0
	Tremolite	Detect			0	0	0	0	0	0	0
Inorganics	Alkalinity (total) as CaCO3	mg/kg	10		-	-	-	-	-	-	-
	Ammoniacal Nitrogen as N	mg/kg	12		-	-	-	-	-	-	-
	Cyanide (Free)	mg/kg	1		<1	<1	<1	<1	<1	<1	<1
	Cyanide Total	mg/kg	1		<1	<1	<1	<1	<1	<1	<1
	cyanides-complex	mg/kg	1		<1	<1	<1	<1	<1	<1	<1
	Nitrite (as N)	mg/kg	0.03		-	-	-	-	-	-	-
	Sulphate	mg/kg	200		-	-	-	-	-	-	-
PAH	Naphthalene	mg/kg	0.009	4900	<0.009	<0.009	<0.009	<0.009	0.115	<0.009	<0.009
	Acenaphthene	mg/kg	0.008	15000	<0.008	<0.008	<0.008	<0.008	<0.008	<0.008	<0.008
	Acenaphthylene	mg/kg	0.012	15000	<0.012	<0.012	<0.012	0.0225	<0.012	<0.012	<0.012
	Fluoranthene	mg/kg	0.017	3100	<0.017	0.0391	<0.017	0.249	<0.017	<0.017	0.123
	Anthracene	mg/kg	0.016	74000	<0.016	<0.016	<0.016	<0.016	<0.016	<0.016	<0.016
	Phenanthrene	mg/kg	0.015	3100	<0.015	<0.015	<0.015	0.0732	<0.015	<0.015	0.0337
	Fluorene	mg/kg	0.01	9900	<0.01	<0.01	<0.01	<0.01	<0.01	<0.01	<0.01
	Chrysene	mg/kg	0.01	57	<0.01	0.0222	<0.01	0.137	<0.01	<0.01	0.086
	Pyrene	mg/kg	0.015	7400	<0.015	0.0315	<0.015	0.221	<0.015	<0.015	0.105
	Benzo(a)anthracene	mg/kg	0.014	29	<0.014	0.0206	<0.014	0.114	<0.014	<0.014	0.0745
	Benzo(b)fluoranthene	mg/kg	0.015	7.1	<0.015	0.0307	<0.015	0.239	<0.015	<0.015	0.152
	Benzo(k)fluoranthene	mg/kg	0.014	190	<0.014	<0.014	<0.014	0.084	<0.014	<0.014	0.0559
	Benzo(a)pyrene	mg/kg	0.015	5.7	<0.015	0.0176	<0.015	0.157	<0.015	<0.015	0.0992
	Dibenz(a,h)anthracene	mg/kg	0.023	0.57	<0.023	<0.023	<0.023	<0.023	<0.023	<0.023	<0.023
	Benzo(g,h,i)perylene	mg/kg	0.024	640	<0.024	<0.024	<0.024	0.141	<0.024	<0.024	0.0971
	Indeno(1,2,3-c,d)pyrene	mg/kg	0.018	82	<0.018	<0.018	<0.018	0.145	<0.018	<0.018	0.091
	PAH 16 Total	mg/kg	0.118		<0.118	0.162	<0.118	1.58	<0.118	<0.118	0.917
TPH CWG	>C5-C6 Aliphatics	mg/kg	0.01	(sol)570000[#5]	-	-	-	-	-	-	-
	>C6-C8 Aliphatics	mg/kg	0.01	600000	-	-	-	-	-	-	-
	>C10-C44 Aliphatics	mg/kg	5		-	-	-	-	-	-	-
	>C10-C44 Aliphatics/Aromatics	mg/kg	10		-	-	-	-	-	-	-
	>C8-C10 Aliphatics	mg/kg	0.01	13000	-	-	-	-	-	-	-
	>C10-C12 Aliphatics	mg/kg	0.01	13000	-	-	-	-	-	-	-
	>C12-C16 Aliphatics	mg/kg	0.1	13000	-	-	-	-	-	-	-
	>C16-C21 Aliphatics	mg/kg	0.1	125000[#6]	-	-	-	-	-	-	-
	>C21-C35 Aliphatics	mg/kg	0.1	125000[#6]	-	-	-	-	-	-	-
	>C35-C44 Aliphatics	mg/kg	0.1	250000	-	-	-	-	-	-	-
	>C5-C10 Aliphatics	mg/kg	0.05		-	-	-	-	-	-	-
	Total Aliphatics >C12-C44	mg/kg	0.1		-	-	-	-	-	-	-
	>EC5-EC10 Aromatics	mg/kg	0.05		-	-	-	-	-	-	-
	>EC6-EC7 Aromatics	mg/kg	0.01		-	-	-	-	-	-	-
	>EC7-EC8 Aromatics	mg/kg	0.01	56000	-	-	-	-	-	-	-
	>EC8-EC10 Aromatics	mg/kg	0.01	5000	-	-	-	-	-	-	-
	>EC10-EC12 Aromatics	mg/kg	0.01	5000	-	-	-	-	-	-	-
	>EC10-EC44 Aromatics	mg/kg	5		-	-	-	-	-	-	-
	>EC12-EC16 Aromatics	mg/kg	0.1	5100	-	-	-	-	-	-	-
	>EC16-EC21 Aromatics	mg/kg	0.1	3800	-	-	-	-	-	-	-
	>EC21-EC35 Aromatics	mg/kg	0.1	3800	-	-	-	-	-	-	-
	>EC35-EC44 Aromatics	mg/kg	0.1	3800	-	-	-	-	-	-	-
	>EC40-EC44 Aromatics	mg/kg	0.1		-	-	-	-	-	-	-
	>EC12-EC44 Aromatics	mg/kg	0.1		-	-	-	-	-	-	-
	TPH Aliphatics & Aromatics >C5-44	mg/kg	0.1		-	-	-	-	-	-	-
TPH	>C5-C6	mg/kg	0.02		<0.02	<0.02	<0.02	<0.02	<0.02	<0.02	<0.02

				Location Code	TP01010A	TP01010	TP01010	TP01011A	TP01011A	TP01011A	TP01011
				Sample Depth Range	2.55-2.7	0.1-0.3	2.1-2.3	0.05-0.1	0.35-0.4	1.1-1.15	0.1-0.3
				Sampled Date Time	18/10/2019	10/09/2019	10/09/2019	21/10/2019	21/10/2019	21/10/2019	05/09/2019
				LQM S4UL Public Open Space (POS) Residential - 1% SOM (GAC)							
Chem_Group	**ChemName**	**output unit**	**EQL**								
	>C6-C7	mg/kg	0.02		<0.02	<0.02	<0.02	<0.02	<0.02	<0.02	<0.02
	>C7-C8	mg/kg	0.02		<0.02	<0.02	<0.02	<0.02	<0.02	<0.02	<0.02
	>C8-C10	mg/kg	0.02		<0.02	<0.02	<0.02	<0.02	<0.02	<0.02	<0.02
	>C10-C12	mg/kg	0.02		<0.02	<0.02	<0.02	<0.02	<0.02	<0.02	<0.02
	>C12-C16	mg/kg	35		<35	<35	<35	<35	<35	<35	<35
	>C16-C21	mg/kg	35		<35	<35	<35	<35	<35	<35	<35
	>C21-C28	mg/kg	35		<35	<35	<35	<35	<35	<35	<35
	>C28-C35	mg/kg	35		<35	<35	<35	<35	<35	<35	<35
	>C35-C40	mg/kg	35		<35	<35	<35	<35	<35	<35	<35
	GRO >C5-10	mg/kg	0.02		-	-	-	-	-	-	-
	TPH >C6-C40	mg/kg	10		-	-	-	-	-	-	-
	EPH>C5-40	mg/kg	35		<35	<35	<35	<35	<35	<35	<35
	EPH >C10-40	mg/kg	35		<35	<35	<35	<35	<35	<35	<35
	GRO >C5-12	mg/kg	0.1		<0.1	<0.1	<0.1	<0.1	<0.1	<0.1	<0.1
	Total Petroleum Hydrocarbons	mg/kg	35		-	-	-	-	-	-	-
BTEX and MTBE	Benzene	mg/kg	0.009	72	<0.009	<0.009	<0.009	<0.009	<0.009	<0.009	<0.009
	Toluene	mg/kg	0.007	56000	<0.007	<0.007	<0.007	<0.007	<0.007	<0.007	<0.007
	Ethylbenzene	mg/kg	0.004	24000	<0.004	<0.004	<0.004	<0.004	<0.004	<0.004	<0.004
	Xylene (m & p)	mg/kg	0.01	41000[E7]	<0.01	<0.01	<0.01	<0.01	<0.01	<0.01	<0.01
	Xylene (o)	mg/kg	0.01	41000	<0.01	<0.01	<0.01	<0.01	<0.01	<0.01	<0.01
	Xylene Total	mg/kg	0.02		-	-	-	-	-	-	-
	MTBE	mg/kg	0.01		<0.01	<0.01	<0.01	<0.01	<0.01	<0.01	<0.01
	Total BTEX	mg/kg	0.04		<0.04	<0.04	<0.04	<0.04	<0.04	<0.04	<0.04
VOC	Styrene	mg/kg	0.01		-	-	-	-	-	-	-
	cis-1,3-dichloropropene	mg/kg	0.01		-	-	-	-	-	-	-
	trans-1,3-dichloropropene	mg/kg	0.01		-	-	-	-	-	-	-
	1,1,1,2-tetrachloroethane	mg/kg	0.01	1400	-	-	-	-	-	-	-
	1,1,1-trichloroethane	mg/kg	0.007	140000	-	-	-	-	-	-	-
	1,1,2,2-tetrachloroethane	mg/kg	0.01	1400	-	-	-	-	-	-	-
	1,1,2-trichloroethane	mg/kg	0.01		-	-	-	-	-	-	-
	1,1-dichloroethane	mg/kg	0.008		-	-	-	-	-	-	-
	1,1-dichloroethene	mg/kg	0.01		-	-	-	-	-	-	-
	1,1-dichloropropene	mg/kg	0.01		-	-	-	-	-	-	-
	1,2,3-trichloropropane	mg/kg	0.016		-	-	-	-	-	-	-
	1,2,4-trimethylbenzene	mg/kg	0.009		-	-	-	-	-	-	-
	1,2-dibromo-3-chloropropane	mg/kg	0.014		-	-	-	-	-	-	-
	1,2-dibromoethane	mg/kg	0.01		-	-	-	-	-	-	-
	1,2-dichloroethane	mg/kg	0.005	29	-	-	-	-	-	-	-
	1,2-dichloropropane	mg/kg	0.01		-	-	-	-	-	-	-
	1,3,5-trimethylbenzene	mg/kg	0.008		-	-	-	-	-	-	-
	1,3-dichloropropane	mg/kg	0.007		-	-	-	-	-	-	-
	2,2-dichloropropane	mg/kg	0.01		-	-	-	-	-	-	-
	2-chlorotoluene	mg/kg	0.009		-	-	-	-	-	-	-
	4-chlorotoluene	mg/kg	0.01		-	-	-	-	-	-	-
	Bromobenzene	mg/kg	0.01		-	-	-	-	-	-	-
	Bromochloromethane	mg/kg	0.01		-	-	-	-	-	-	-
	Bromodichloromethane	mg/kg	0.007		-	-	-	-	-	-	-
	Bromoform	mg/kg	0.01		-	-	-	-	-	-	-
	Bromomethane	mg/kg	0.01		-	-	-	-	-	-	-
	Carbon disulfide	mg/kg	0.007	11000	-	-	-	-	-	-	-
	Carbon tetrachloride	mg/kg	0.01	890	-	-	-	-	-	-	-
	Chlorodibromomethane	mg/kg	0.01		-	-	-	-	-	-	-
	Chloroethane	mg/kg	0.01		-	-	-	-	-	-	-
	Chloroform	mg/kg	0.008	2500	-	-	-	-	-	-	-
	Chloromethane	mg/kg	0.007		-	-	-	-	-	-	-
	cis-1,2-dichloroethene	mg/kg	0.006		-	-	-	-	-	-	-
	Dibromomethane	mg/kg	0.009		-	-	-	-	-	-	-
	Dichlorodifluoromethane	mg/kg	0.006		-	-	-	-	-	-	-
	Dichloromethane	mg/kg	0.01		-	-	-	-	-	-	-
	Isopropylbenzene	mg/kg	0.005		-	-	-	-	-	-	-
	n-butylbenzene	mg/kg	0.011		-	-	-	-	-	-	-
	n-propylbenzene	mg/kg	0.01		-	-	-	-	-	-	-
	p-isopropyltoluene	mg/kg	0.01		-	-	-	-	-	-	-
	sec-butylbenzene	mg/kg	0.01		-	-	-	-	-	-	-
	Trichloroethene	mg/kg	0.009	120	-	-	-	-	-	-	-
	tert-butylbenzene	mg/kg	0.014		-	-	-	-	-	-	-
	Tetrachloroethene	mg/kg	0.005	1400	-	-	-	-	-	-	-
	trans-1,2-dichloroethene	mg/kg	0.01		-	-	-	-	-	-	-
	Trichlorofluoromethane	mg/kg	0.006		-	-	-	-	-	-	-
	Vinyl chloride	mg/kg	0.006	3.5	-	-	-	-	-	-	-
	tert-Amyl methyl ether	mg/kg	0.01		-	-	-	-	-	-	-
VOC/SVOC	1,2,3-trichlorobenzene	mg/kg	0.02	1800	-	-	-	-	-	-	-
	1,2,4-trichlorobenzene	mg/kg	0.02	15000	-	-	-	-	-	-	-
	1,2-dichlorobenzene	mg/kg	0.01	90000	-	-	-	-	-	-	-
	1,3,5-Trichlorobenzene	mg/kg	0.02	1700	-	-	-	-	-	-	-
	1,3-dichlorobenzene	mg/kg	0.008	300	-	-	-	-	-	-	-
	1,4-dichlorobenzene	mg/kg	0.005	17000	-	-	-	-	-	-	-

				Location Code	TP01010A	TP01010	TP01010	TP01011A	TP01011A	TP01011A	TP01011
				Sample Depth Range	2.55-2.7	0.1-0.3	2.1-2.3	0.05-0.1	0.35-0.4	1.1-1.15	0.1-0.3
				Sampled Date Time	18/10/2019	10/09/2019	10/09/2019	21/10/2019	21/10/2019	21/10/2019	05/09/2019
				LQM S4UL Public Open Space (POS) Residential - 1% SOM (GAC)							
Chem_Group	**ChemName**	**output unit**	**EQL**								
	Chlorobenzene	mg/kg	0.005	11000	-	-	-	-	-	-	-
	Hexachlorobutadiene	mg/kg	0.02	25	-	-	-	-	-	-	-
SVOC	4-bromophenyl phenyl ether	mg/kg	0.1		-	-	-	-	-	-	-
	4-nitroaniline	mg/kg	0.1		-	-	-	-	-	-	-
	4-nitrophenol	mg/kg	0.1		-	-	-	-	-	-	-
	2,4,5-trichlorophenol	mg/kg	0.1		-	-	-	-	-	-	-
	2,4,6-trichlorophenol	mg/kg	0.1		-	-	-	-	-	-	-
	2,4-dichlorophenol	mg/kg	0.1		-	-	-	-	-	-	-
	2,4-dimethylphenol	mg/kg	0.1		-	-	-	-	-	-	-
	2,4-dinitrotoluene	mg/kg	0.1		-	-	-	-	-	-	-
	2,6-dinitrotoluene	mg/kg	0.1		-	-	-	-	-	-	-
	2-chloronaphthalene	mg/kg	0.1		-	-	-	-	-	-	-
	2-chlorophenol	mg/kg	0.1		-	-	-	-	-	-	-
	2-methylnaphthalene	mg/kg	0.1		-	-	-	-	-	-	-
	2-methylphenol	mg/kg	0.1		-	-	-	-	-	-	-
	2-nitroaniline	mg/kg	0.1		-	-	-	-	-	-	-
	2-nitrophenol	mg/kg	0.1		-	-	-	-	-	-	-
	3-nitroaniline	mg/kg	0.1		-	-	-	-	-	-	-
	4-chloro-3-methylphenol	mg/kg	0.1		-	-	-	-	-	-	-
	4-chloroaniline	mg/kg	0.1		-	-	-	-	-	-	-
	4-chlorophenyl phenyl ether	mg/kg	0.1		-	-	-	-	-	-	-
	4-methylphenol	mg/kg	0.1		-	-	-	-	-	-	-
	Azobenzene	mg/kg	0.1		-	-	-	-	-	-	-
	Bis(2-chloroethoxy) methane	mg/kg	0.1		-	-	-	-	-	-	-
	Bis(2-chloroethyl)ether	mg/kg	0.1		-	-	-	-	-	-	-
	Bis(2-chloroisopropyl) ether	mg/kg	0.1		-	-	-	-	-	-	-
	Bis(2-ethylhexyl) phthalate	mg/kg	0.1		-	-	-	-	-	-	-
	Butyl benzyl phthalate	mg/kg	0.1		-	-	-	-	-	-	-
	Carbazole	mg/kg	0.1		-	-	-	-	-	-	-
	Dibenzofuran	mg/kg	0.1		-	-	-	-	-	-	-
	Diethylphthalate	mg/kg	0.1		-	-	-	-	-	-	-
	Dimethyl phthalate	mg/kg	0.1		-	-	-	-	-	-	-
	Di-n-butyl phthalate	mg/kg	0.1		-	-	-	-	-	-	-
	Di-n-octyl phthalate	mg/kg	0.1		-	-	-	-	-	-	-
	Hexachlorobenzene	mg/kg	0.05	16	-	-	-	-	-	-	-
	Hexachlorocyclopentadiene	mg/kg	0.1		-	-	-	-	-	-	-
	Hexachloroethane	mg/kg	0.1		-	-	-	-	-	-	-
	Isophorone	mg/kg	0.1		-	-	-	-	-	-	-
	Nitrobenzene	mg/kg	0.1		-	-	-	-	-	-	-
	N-nitrosodi-n-propylamine	mg/kg	0.1		-	-	-	-	-	-	-
	Pentachloronitrobenzene	mg/kg	0.05		-	-	-	-	-	-	-
	Pentachlorophenol	mg/kg	0.1	60	-	-	-	-	-	-	-
PCB	Heptachlorobiphenyl, 2,3,3,4,4,5,5- (PCB 189)	mg/kg	0.003		-	-	-	-	-	-	-
	Hexachlorobiphenyl, 2,3,3,4,4,5- (PCB 156)	mg/kg	0.003		-	-	-	-	-	-	-
	Hexachlorobiphenyl, 2,3,3,4,4,5- (PCB 157)	mg/kg	0.003		-	-	-	-	-	-	-
	Hexachlorobiphenyl, 2,3,4,4,5,5- (PCB 167)	mg/kg	0.003		-	-	-	-	-	-	-
	Hexachlorobiphenyl, 3,3,4,4,5,5- (PCB 169)	mg/kg	0.003		-	-	-	-	-	-	-
	PCB 101	mg/kg	0.003		-	-	-	-	-	-	-
	PCB 118	mg/kg	0.003		-	-	-	-	-	-	-
	PCB 138	mg/kg	0.003		-	-	-	-	-	-	-
	PCB 153	mg/kg	0.003		-	-	-	-	-	-	-
	PCB 180	mg/kg	0.003		-	-	-	-	-	-	-
	PCB 28	mg/kg	0.003		-	-	-	-	-	-	-
	PCB 52	mg/kg	0.003		-	-	-	-	-	-	-
	Pentachlorobiphenyl, 2,3,3,4,4- (PCB 105)	mg/kg	0.003		-	-	-	-	-	-	-
	Pentachlorobiphenyl, 2,3,4,4,5- (PCB 114)	mg/kg	0.003		-	-	-	-	-	-	-
	Pentachlorobiphenyl, 2,3,4,4,5- (PCB 123)	mg/kg	0.003		-	-	-	-	-	-	-
	Pentachlorobiphenyl, 3,3,4,4,5- (PCB 126)	mg/kg	0.003		-	-	-	-	-	-	-
	Tetrachlorobiphenyl, 3,3,4,4- (PCB 77)	mg/kg	0.003		-	-	-	-	-	-	-
	Tetrachlorobiphenyl, 3,4,4,5- (PCB 81)	mg/kg	0.003		-	-	-	-	-	-	-
	Total PCB 7 Congeners	mg/kg	0.021		-	-	-	-	-	-	-
	Total PCB WHO 12	mg/kg	0.036		-	-	-	-	-	-	-
Phenolics	Xylenols	mg/kg	0.015		<0.015	<0.015	<0.015	<0.015	<0.015	<0.015	<0.015
	Cresol Total	mg/kg	0.01		<0.01	<0.01	<0.01	<0.01	<0.01	<0.01	<0.01
	Phenol	mg/kg	0.01	(dir)760[88]	<0.01	<0.01	<0.01	<0.01	<0.01	<0.01	<0.01
	Phenols Monohydric	mg/kg	0.035		<0.035	<0.035	<0.035	<0.035	<0.035	<0.035	<0.035
Organotins	Dibutyltin	mg/kg			-	-	-	-	-	-	-
	Monophenyltin	mg/kg			-	-	-	-	-	-	-
	Diphenyltin	mg/kg			-	-	-	-	-	-	-
	Monobutyltin	mg/kg			-	-	-	-	-	-	-
	Tetrabutyltin	mg/kg			-	-	-	-	-	-	-
	Tributyltin	mg/kg			-	-	-	-	-	-	-
	Triphenyltin	mg/kg			-	-	-	-	-	-	-
Pesticides	Heptachlor epoxide	mg/kg	0.05		-	-	-	-	-	-	-
	Tecnazene	mg/kg	0.05		-	-	-	-	-	-	-
	2,4,5-TP (Silvex)	mg/kg			-	-	-	-	-	-	-
	Hedonal	mg/kg			-	-	-	-	-	-	-

				Location_Code	TP01010A	TP01010	TP01010	TP01011A	TP01011A	TP01011A	TP01011
				Sample_Depth_Range	2.55-2.7	0.1-0.3	2.1-2.3	0.05-0.1	0.35-0.4	1.1-1.15	0.1-0.3
				Sampled_Date_Time	18/10/2019	10/09/2019	10/09/2019	21/10/2019	21/10/2019	21/10/2019	05/09/2019
			LQM S4UL Public Open Space (POS) Residential - 1% SOM (GAC)								
Chem_Group	**ChemName**	**output unit**	**EQL**								
	2,4-DDT	mg/kg	0.05		-	-	-	-	-	-	-
	2,4-Dichlorprop	mg/kg			-	-	-	-	-	-	-
	4-(2,4-Dichlorophenoxy)butyric Acid (2,4-DB)	mg/kg			-	-	-	-	-	-	-
	4,4-DDE	mg/kg	0.05		-	-	-	-	-	-	-
	a-BHC	mg/kg	0.05	24	-	-	-	-	-	-	-
	Aldrin	mg/kg	0.05	18	-	-	-	-	-	-	-
	Atrazine	mg/kg	0.05	1200	-	-	-	-	-	-	-
	Azinophos methyl	mg/kg	0.05		-	-	-	-	-	-	-
	b-BHC	mg/kg	0.05	8.1	-	-	-	-	-	-	-
	Bentazone	mg/kg			-	-	-	-	-	-	-
	Chlordane (cis)	mg/kg	0.05		-	-	-	-	-	-	-
	Chlordane (trans)	mg/kg	0.05		-	-	-	-	-	-	-
	Chlorfenvinphos	mg/kg	0.05		-	-	-	-	-	-	-
	Chlorotoluron	mg/kg			-	-	-	-	-	-	-
	Chlorpyrifos-methyl	mg/kg	0.05		-	-	-	-	-	-	-
	Cyanazine	mg/kg			-	-	-	-	-	-	-
	d-BHC	mg/kg	0.05		-	-	-	-	-	-	-
	DDD	mg/kg	0.05		-	-	-	-	-	-	-
	DDT	mg/kg	0.05		-	-	-	-	-	-	-
	Chlorothalonil	mg/kg	0.05		-	-	-	-	-	-	-
	Diazinon	mg/kg	0.05		-	-	-	-	-	-	-
	Dichlorvos	mg/kg	0.05	16	-	-	-	-	-	-	-
	Dieldrin	mg/kg	0.05	18	-	-	-	-	-	-	-
	Dimethoate	mg/kg	0.05		-	-	-	-	-	-	-
	Disulfoton	mg/kg	0.05		-	-	-	-	-	-	-
	Diuron	mg/kg			-	-	-	-	-	-	-
	Endosulfan I	mg/kg	0.05	1200	-	-	-	-	-	-	-
	Endosulfan II	mg/kg	0.05		-	-	-	-	-	-	-
	Endosulfan sulphate	mg/kg	0.05		-	-	-	-	-	-	-
	Endrin	mg/kg	0.05		-	-	-	-	-	-	-
	Fenitrothion	mg/kg	0.05		-	-	-	-	-	-	-
	Fenthion	mg/kg	0.05		-	-	-	-	-	-	-
	Fluroxypyr	mg/kg			-	-	-	-	-	-	-
	g-BHC (Lindane)	mg/kg	0.05	8.2	-	-	-	-	-	-	-
	Heptachlor	mg/kg	0.05		-	-	-	-	-	-	-
	Isodrin	mg/kg	0.05		-	-	-	-	-	-	-
	Isoproturon	mg/kg			-	-	-	-	-	-	-
	Linuron	mg/kg			-	-	-	-	-	-	-
	Malathion	mg/kg	0.05		-	-	-	-	-	-	-
	2-Methyl-4-chlorophenoxyacetic acid	mg/kg			-	-	-	-	-	-	-
	2-Methyl-4-Chlorophenoxy Butanoic Acid	mg/kg			-	-	-	-	-	-	-
	Mecoprop	mg/kg			-	-	-	-	-	-	-
	Methoxychlor	mg/kg	0.05		-	-	-	-	-	-	-
	Methyl parathion	mg/kg	0.05		-	-	-	-	-	-	-
	Mevinphos (Phosdrin)	mg/kg	0.05		-	-	-	-	-	-	-
	Nitroguanidine	mg/kg			-	-	-	-	-	-	-
	o,p-DDD	mg/kg	0.05		-	-	-	-	-	-	-
	o,p'-DDE	mg/kg	0.05		-	-	-	-	-	-	-
	o,p-Methoxychlor	mg/kg	0.05		-	-	-	-	-	-	-
	Parathion	mg/kg	0.05		-	-	-	-	-	-	-
	Pendimethalin	mg/kg	0.05		-	-	-	-	-	-	-
	Permethrin	mg/kg	0.05		-	-	-	-	-	-	-

				Location Code	TP01010A	TP01010	TP01010	TP01011A	TP01011A	TP01011A	TP01011
				Sample Depth Range	2.55-2.7	0.1-0.3	2.1-2.3	0.05-0.1	0.35-0.4	1.1-1.15	0.1-0.3
				Sampled Date Time	18/10/2019	10/09/2019	10/09/2019	21/10/2019	21/10/2019	21/10/2019	05/09/2019
				LQM S4UL Public Open Space (POS) Residential - 1% SOM (GAC)							
Chem Group	**ChemName**	**output unit**	**EQL**								
	Permethrin II	mg/kg	0.05		-	-	-	-	-	-	-
	Phorate	mg/kg	0.05		-	-	-	-	-	-	-
	Prometryn	mg/kg	0.05		-	-	-	-	-	-	-
	Pronamide	mg/kg	0.05		-	-	-	-	-	-	-
	Propazine	mg/kg	0.05		-	-	-	-	-	-	-
	Simazine	mg/kg	0.05		-	-	-	-	-	-	-
	Terbutryn	mg/kg	0.05		-	-	-	-	-	-	-
	Terbutylazine	mg/kg	0.05		-	-	-	-	-	-	-
	Triadimefon	mg/kg	0.05		-	-	-	-	-	-	-
	Triallate	mg/kg	0.05		-	-	-	-	-	-	-
	Tricloovr	mg/kg			-	-	-	-	-	-	-
	Trifluralin	mg/kg	0.05		-	-	-	-	-	-	-
	Telodrin	mg/kg	0.05		-	-	-	-	-	-	-
Radionuclides	Caesium-137	Bq/kg	1.4		-	-	-	-	-	-	-
	Protactinium-234m	Bq/kg	140		-	-	-	-	-	-	-
	Americium-241	Bq/g	0.0022		-	-	-	-	-	-	-
	Beryllium-7	Bq/g	0.016		-	-	-	-	-	-	-
	Cobalt-60	Bq/g	0.0015		-	-	-	-	-	-	-
	Gross alpha	Bq/kg	54		-	-	-	-	-	-	-
	Gross beta	Bq/kg	87		-	-	-	-	-	-	-
	Lead-210	Bq/kg	22		-	-	-	-	-	-	-
	Potassium-40	Bq/kg	2		-	-	-	-	-	-	-
	Radium -224	Bq/g	0.022		-	-	-	-	-	-	-
	Radium-226	Bq/g	0.0005		-	-	-	-	-	-	-
	Thorium-228	Bq/g	0.0005		-	-	-	-	-	-	-
	Thorium-230	Bq/g	0.0005		-	-	-	-	-	-	-
	Thorium-232	Bq/g	0.0005		-	-	-	-	-	-	-
	Thorium-234	Bq/g	0.025		-	-	-	-	-	-	-
	Uranium-234	Bq/g	0.0005		-	-	-	-	-	-	-
	Uranium-235	Bq/g	0.0005		-	-	-	-	-	-	-
SVOC TIC	SVOC TICS - Detect	Detect			-	-	-	-	-	-	-
	SVOC Tentatively Identified Compounds	mg/kg	0.1		-	-	-	-	-	-	-
VOC TIC	VOC Tentatively Identified Compounds	mg/kg	0.05		-	-	-	-	-	-	-
Explosives	2,2,4,4,6,6-Hexanitrostilbene	mg/kg			-	-	-	-	-	-	-
	2,4,6-Trinitrotoluene (TNT)	mg/kg		130	-	-	-	-	-	-	-
	2,4,6-trinitrophenyl	mg/kg			-	-	-	-	-	-	-
	HMX	mg/kg		13000	-	-	-	-	-	-	-
	Ethylene glycol dinitrate	mg/kg			-	-	-	-	-	-	-
	Nitrocellulose (12% N)	mg/kg			-	-	-	-	-	-	-
	Nitroglycerine	mg/kg			-	-	-	-	-	-	-
	PETN	mg/kg			-	-	-	-	-	-	-
	RDX	mg/kg		26000	-	-	-	-	-	-	-
	Tetryl	mg/kg			-	-	-	-	-	-	-
NA	Actinium-228	Bq/kg	2		-	-	-	-	-	-	-
	Caesium-134	Bq/kg	1.7		-	-	-	-	-	-	-
	Bismuth-212	Bq/kg	19		-	-	-	-	-	-	-
	Bismuth-214	Bq/kg	2		-	-	-	-	-	-	-
	Lead-212	Bq/kg	2		-	-	-	-	-	-	-
	Lead-214	Bq/kg	2		-	-	-	-	-	-	-
	Thallium-208	Bq/kg	2		-	-	-	-	-	-	-
Other	Temperature	°C			17.8	19.4	19.8	17.1	17.5	17.4	19.4
	Conductivity @ 20oC	uS/cm	14		90.1 - 93.6	176 - 179	100 - 105	245 - 267	149 - 150	77 - 83	206 - 212
	Organic Matter	%	0.35		-	-	-	-	-	-	-
	Moisture Content (dried @35oC)	%			16	9.7	9.5	17	19	20	3.2
	pH (Lab)	pH Units	1		8.22 - 9.05	8.33 - 8.61	7.7 - 8.94	8.34 - 8.88	8.23 - 8.66	8.24 - 9.1	7.87 - 8.59
	Total Organic Carbon	%	0.2		<0.2	0.466	<0.2	1.08	1.3	<0.2	0.621

Environmental Standards Comments
#1:GAC is only presented as speciated chromium. 7.7mg/kg is used for hexavalent. If hexavalent chromium (CrVI) data is available, a value of 1,500mg/kg may be appropriate for the remaining trivalent chromium (CrIII).
#2:C4SL for lead adopted
#3:GAC only presented as speciated mercury. 16mg/kg is used for elemental mercury. If the CSM indicates that elemental mercury is not a CoC and mercury is present in an inorganic form, a value of 120mg/kg for inorganic mercury may be appropriate
#4:Updated S4UL for nickel
#5:S4UL exceeds solubility saturation limit
#6:Criteria derived for Ali>C16-C35 split between Ali>C16-21 & Ali>C21-35. Requires summation of fractions to use Ali>C16-C35 criteria.
#7:Criteria presented is for p-xylene. A separate value is presented for o-xylene.
#8:S4UL based on a threshold protective of direct skin contact with phenol

Key

<0.6	Result MDL exceeds GAC
27.8	Result exceeds GAC

Notes
Where a range is given a determinand has been analysed for by more than one method

				Location Code	TP01012	TP01012	TP01012	TP01012	TP01012	TP01013A	TP01013A
				Sample Depth Range	0.05-0.1	0.3-0.6	0.7-0.8	1.9-2	2.45-2.5	0.05-0.1	0.05-0.1
				Sampled Date Time	30/10/2019	30/10/2019	30/10/2019	30/10/2019	30/10/2019	12/12/2019	23/10/2019
				LQM S4UL Public Open Space (POS) Residential - 1% SOM (GAC)							
Chem_Group	**ChemName**	**output unit**	**EQL**								
Metals	Antimony	mg/kg	0.6		-	-	-	-	-	-	-
	Arsenic	mg/kg	0.6	79	11.4	8.49	7.94	5.56	7.47	-	11.5
	Barium	mg/kg	0.6	-	-	-	-	-	-	-	-
	Beryllium	mg/kg	0.01	2.2	-	-	-	-	-	-	-
	Boron	mg/kg	1	21000	<1	<1	<1	<1	<1	-	1.47
	Cadmium	mg/kg	0.02	120	0.313	0.262	0.159	0.189	0.334	-	0.584
	Chromium (hexavalent)	mg/kg	0.6	7.7	<0.6	<0.6	<0.6	<0.6	<0.6	-	<0.6
	Chromium	mg/kg	0.9	[#1]	41.4	34.1	27.3	5.07	37.5	-	52.7
	Copper	mg/kg	1.4	12000	15.5	13.2	9.87	5.65	8.26	-	14.5
	Lead	mg/kg	0.7	630[#2]	36.6	26.7	15.3	9.96	5.31	-	28
	Mercury	mg/kg	0.14	[#3]	<0.14	<0.14	<0.14	<0.14	<0.14	-	<0.14
	Molybdenum	mg/kg	0.1		-	-	-	-	-	-	-
	Nickel	mg/kg	0.2	230[#4]	30.5	29.3	18.3	7.64	27.5	-	47
	Selenium	mg/kg	1	1100	<1	<1	<1	<1	<1	-	<1
	Vanadium	mg/kg	0.2	2000	-	-	-	-	-	-	-
	Zinc	mg/kg	1.9	81000	76.3	61.7	46.9	24.2	48.3	-	80.6
Asbestos	Anthophyllite	Detect			0	0	0	0	0	-	0
	Asbestos Analysts Comments	-			-	-	-	-	-	-	-
	Asbestos PCOM Quantification	%	0.001		-	-	-	-	-	-	-
	Asbestos Quantification Total	%	0.001		-	-	-	-	-	-	-
	Asbestos: Actinolite	Detect			0	0	0	0	0	-	0
	Additional Asbestos Components (Using TM048)	Comment			-	-	-	-	-	-	-
	Crocidolite Asbestos	Detect			0	0	0	0	0	-	0
	Asbestos Gravimetric Quantification	%	0.001		-	-	-	-	-	-	-
	Chrysotile Asbestos	Detect			0	0	0	0	0	-	0
	Amosite Asbestos	Detect			0	0	0	0	0	-	0
	Non-Asbestos Fibre	Detect			0	0	0	0	0	-	0
	Tremolite	Detect			0	0	0	0	0	-	0
Inorganics	Alkalinity (total) as CaCO3	mg/kg	10		-	-	-	-	-	-	-
	Ammoniacal Nitrogen as N	mg/kg	12		-	-	-	-	-	-	-
	Cyanide (Free)	mg/kg	1		<1	<1	<1	<1	<1	-	<1
	Cyanide Total	mg/kg	1		<1	<1	<1	<1	<1	-	<1
	cyanides-complex	mg/kg	1		<1	<1	<1	<1	<1	-	<1
	Nitrite (as N)	mg/kg	0.03		-	-	-	-	-	-	-
	Sulphate	mg/kg	200		-	-	-	-	-	-	-
PAH	Naphthalene	mg/kg	0.009	4900	0.044	0.0135	0.0428	<0.009	<0.009	-	<0.009
	Acenaphthene	mg/kg	0.008	15000	0.083	0.026	0.0574	<0.008	<0.008	-	<0.008
	Acenaphthylene	mg/kg	0.012	15000	0.212	0.0886	0.0308	<0.012	<0.012	-	<0.012
	Fluoranthene	mg/kg	0.017	3100	4.17	1.46	0.873	0.105	0.0353	-	<0.1 - 0.0495
	Anthracene	mg/kg	0.016	74000	0.445	0.134	0.141	<0.016	<0.016	-	<0.016
	Phenanthrene	mg/kg	0.015	3100	1.58	0.518	0.604	0.0377	<0.015	-	<0.015
	Fluorene	mg/kg	0.01	9900	0.108	0.03	0.0603	<0.01	<0.01	-	<0.01
	Chrysene	mg/kg	0.01	57	1.92	0.703	0.324	0.0622	0.0209	-	<0.1 - 0.026
	Pyrene	mg/kg	0.015	7400	3.46	1.25	0.72	0.0878	0.0299	-	<0.1 - 0.044
	Benzo(a)anthracene	mg/kg	0.014	29	2.23	0.73	0.392	0.0578	0.0201	-	<0.1 - 0.0204
	Benzo(b)fluoranthene	mg/kg	0.015	7.1	2.97	1.06	0.501	0.0914	0.0295	-	<0.1 - 0.0398
	Benzo(k)fluoranthene	mg/kg	0.014	190	1.06	0.423	0.211	0.0353	<0.014	-	<0.014
	Benzo(a)pyrene	mg/kg	0.015	5.7	2.07	0.822	0.389	0.0593	0.0198	-	<0.1 - 0.0245
	Dibenz(a,h)anthracene	mg/kg	0.023	0.57	0.287	0.109	0.0522	<0.023	<0.023	-	<0.023
	Benzo(g,h,i)perylene	mg/kg	0.024	640	1.48	0.582	0.294	0.0477	<0.024	-	<0.024
	Indeno(1,2,3-c,d)pyrene	mg/kg	0.018	82	1.15	0.451	0.241	0.0414	<0.018	-	<0.1 - 0.0234
	PAH 16 Total	mg/kg	0.118		23.3	8.4	4.93	0.625	0.155	-	0.228
TPH CWG	>C5-C6 Aliphatics	mg/kg	0.01	(sol)570000[#5]	-	-	-	-	-	-	-
	>C6-C8 Aliphatics	mg/kg	0.01	600000	-	-	-	-	-	-	-
	>C10-C44 Aliphatics	mg/kg	5		-	-	-	-	-	-	-
	>C10-C44 Aliphatics/Aromatics	mg/kg	10		-	-	-	-	-	-	-
	>C8-C10 Aliphatics	mg/kg	0.01	13000	-	-	-	-	-	-	-
	>C10-C12 Aliphatics	mg/kg	0.01	13000	-	-	-	-	-	-	-
	>C12-C16 Aliphatics	mg/kg	0.1	13000	-	-	-	-	-	-	-
	>C16-C21 Aliphatics	mg/kg	0.1	125000[#6]	-	-	-	-	-	-	-
	>C21-C35 Aliphatics	mg/kg	0.1	125000[#6]	-	-	-	-	-	-	-
	>C35-C44 Aliphatics	mg/kg	0.1	250000	-	-	-	-	-	-	-
	>C5-C10 Aliphatics	mg/kg	0.05		-	-	-	-	-	-	-
	Total Aliphatics >C12-C44	mg/kg	0.1		-	-	-	-	-	-	-
	>EC5-EC10 Aromatics	mg/kg	0.05		-	-	-	-	-	-	-
	>EC6-EC7 Aromatics	mg/kg	0.01		-	-	-	-	-	-	-
	>EC7-EC8 Aromatics	mg/kg	0.01	56000	-	-	-	-	-	-	-
	>EC8-EC10 Aromatics	mg/kg	0.01	5000	-	-	-	-	-	-	-
	>EC10-EC12 Aromatics	mg/kg	0.01	5000	-	-	-	-	-	-	-
	>EC10-EC44 Aromatics	mg/kg	5		-	-	-	-	-	-	-
	>EC12-EC16 Aromatics	mg/kg	0.1	5100	-	-	-	-	-	-	-
	>EC16-EC21 Aromatics	mg/kg	0.1	3800	-	-	-	-	-	-	-
	>EC21-EC35 Aromatics	mg/kg	0.1	3800	-	-	-	-	-	-	-
	>EC35-EC44 Aromatics	mg/kg	0.1	3800	-	-	-	-	-	-	-
	>EC40-EC44 Aromatics	mg/kg	0.1		-	-	-	-	-	-	-
	>EC12-EC44 Aromatics	mg/kg	0.1		-	-	-	-	-	-	-
	TPH Aliphatics & Aromatics >C5-44	mg/kg	0.1		-	-	-	-	-	-	-
TPH	>C5-C6	mg/kg	0.02		<0.02	<0.02	<0.02	<0.02	<0.02	-	<0.02

				Location Code	TP01012	TP01012	TP01012	TP01012	TP01012	TP01013A	TP01013A
				Sample Depth Range	0.05-0.1	0.3-0.6	0.7-0.8	1.9-2	2.45-2.5	0.05-0.1	0.05-0.1
				Sampled Date Time	30/10/2019	30/10/2019	30/10/2019	30/10/2019	30/10/2019	12/12/2019	23/10/2019
				LQM S4UL Public Open Space (POS) Residential - 1% SOM (GAC)							
Chem_Group	ChemName	output unit	EQL								
	>C6-C7	mg/kg	0.02		<0.02	<0.02	<0.02	<0.02	<0.02	-	<0.02
	>C7-C8	mg/kg	0.02		<0.02	<0.02	<0.02	<0.02	<0.02	-	<0.02
	>C8-C10	mg/kg	0.02		<0.02	<0.02	<0.02	<0.02	<0.02	-	<0.02
	>C10-C12	mg/kg	0.02		<0.02	<0.02	<0.02	<0.02	<0.02	-	<0.02
	>C12-C16	mg/kg	35		<35	<35	<35	<35	<35	-	<35
	>C16-C21	mg/kg	35		<35	<35	<35	<35	<35	-	<35
	>C21-C28	mg/kg	35		54.3	<35	<35	<35	<35	-	<35
	>C28-C35	mg/kg	35		51.4	<35	<35	<35	<35	-	<35
	>C35-C40	mg/kg	35		<35	<35	<35	<35	<35	-	<35
	GRO >C5-10	mg/kg	0.02		-	-	-	-	-	-	-
	TPH >C6-C40	mg/kg	10		-	-	-	-	-	-	-
	EPH>C5-40	mg/kg	35		163	64.1	51.3	<35	<35	-	<35
	EPH >C10-40	mg/kg	35		163	64.1	51.3	<35	<35	-	<35
	GRO >C5-12	mg/kg	0.1		<0.1	<0.1	<0.1	<0.1	<0.1	-	<0.1
	Total Petroleum Hydrocarbons	mg/kg	35		-	-	-	-	-	-	-
BTEX and MTBE	Benzene	mg/kg	0.009	72	<0.009	<0.009	<0.009	<0.009	<0.009	-	<0.009
	Toluene	mg/kg	0.007	56000	<0.007	<0.007	<0.007	<0.007	<0.007	-	<0.007
	Ethylbenzene	mg/kg	0.004	24000	<0.004	<0.004	<0.004	<0.004	<0.004	-	<0.004
	Xylene (m & p)	mg/kg	0.01	41000[#7]	<0.01	<0.01	<0.01	<0.01	<0.01	-	<0.01
	Xylene (o)	mg/kg	0.01	41000	<0.01	<0.01	<0.01	<0.01	<0.01	-	<0.01
	Xylene Total	mg/kg	0.02		-	-	-	-	-	-	-
	MTBE	mg/kg	0.01		<0.01	<0.01	<0.01	<0.01	<0.01	-	<0.01
	Total BTEX	mg/kg	0.04		<0.04	<0.04	<0.04	<0.04	<0.04	-	<0.04
VOC	Styrene	mg/kg	0.01		-	-	-	-	-	-	<0.01
	cis-1,3-dichloropropene	mg/kg	0.01		-	-	-	-	-	-	<0.01
	trans-1,3-dichloropropene	mg/kg	0.01		-	-	-	-	-	-	<0.01
	1,1,1,2-tetrachloroethane	mg/kg	0.01	1400	-	-	-	-	-	-	<0.01
	1,1,1-trichloroethane	mg/kg	0.007	140000	-	-	-	-	-	-	<0.007
	1,1,2,2-tetrachloroethane	mg/kg	0.01	1400	-	-	-	-	-	-	<0.01
	1,1,2-trichloroethane	mg/kg	0.01		-	-	-	-	-	-	<0.01
	1,1-dichloroethane	mg/kg	0.008		-	-	-	-	-	-	<0.008
	1,1-dichloroethene	mg/kg	0.01		-	-	-	-	-	-	<0.01
	1,1-dichloropropene	mg/kg	0.01		-	-	-	-	-	-	<0.01
	1,2,3-trichloropropane	mg/kg	0.016		-	-	-	-	-	-	<0.016
	1,2,4-trimethylbenzene	mg/kg	0.009		-	-	-	-	-	-	<0.009
	1,2-dibromo-3-chloropropane	mg/kg	0.014		-	-	-	-	-	-	<0.014
	1,2-dibromoethane	mg/kg	0.01		-	-	-	-	-	-	<0.01
	1,2-dichloroethane	mg/kg	0.005	29	-	-	-	-	-	-	<0.005
	1,2-dichloropropane	mg/kg	0.01		-	-	-	-	-	-	<0.01
	1,3,5-trimethylbenzene	mg/kg	0.008		-	-	-	-	-	-	<0.008
	1,3-dichloropropane	mg/kg	0.007		-	-	-	-	-	-	<0.007
	2,2-dichloropropane	mg/kg	0.01		-	-	-	-	-	-	<0.01
	2-chlorotoluene	mg/kg	0.009		-	-	-	-	-	-	<0.009
	4-chlorotoluene	mg/kg	0.01		-	-	-	-	-	-	<0.01
	Bromobenzene	mg/kg	0.01		-	-	-	-	-	-	<0.01
	Bromochloromethane	mg/kg	0.01		-	-	-	-	-	-	<0.01
	Bromodichloromethane	mg/kg	0.007		-	-	-	-	-	-	<0.007
	Bromoform	mg/kg	0.01		-	-	-	-	-	-	<0.01
	Bromomethane	mg/kg	0.01		-	-	-	-	-	-	<0.01
	Carbon disulfide	mg/kg	0.007	11000	-	-	-	-	-	-	<0.007
	Carbon tetrachloride	mg/kg	0.01	890	-	-	-	-	-	-	<0.01
	Chlorodibromomethane	mg/kg	0.01		-	-	-	-	-	-	<0.01
	Chloroethane	mg/kg	0.01		-	-	-	-	-	-	<0.01
	Chloroform	mg/kg	0.008	2500	-	-	-	-	-	-	<0.008
	Chloromethane	mg/kg	0.007		-	-	-	-	-	-	<0.007
	cis-1,2-dichloroethene	mg/kg	0.006		-	-	-	-	-	-	<0.006
	Dibromomethane	mg/kg	0.009		-	-	-	-	-	-	<0.009
	Dichlorodifluoromethane	mg/kg	0.006		-	-	-	-	-	-	<0.006
	Dichloromethane	mg/kg	0.01		-	-	-	-	-	-	<0.01
	Isopropylbenzene	mg/kg	0.005		-	-	-	-	-	-	<0.005
	n-butylbenzene	mg/kg	0.011		-	-	-	-	-	-	<0.011
	n-propylbenzene	mg/kg	0.01		-	-	-	-	-	-	<0.01
	p-isopropyltoluene	mg/kg	0.01		-	-	-	-	-	-	<0.01
	sec-butylbenzene	mg/kg	0.01		-	-	-	-	-	-	<0.01
	Trichloroethene	mg/kg	0.009	120	-	-	-	-	-	-	<0.009
	tert-butylbenzene	mg/kg	0.014		-	-	-	-	-	-	<0.014
	Tetrachloroethene	mg/kg	0.005	1400	-	-	-	-	-	-	<0.005
	trans-1,2-dichloroethene	mg/kg	0.01		-	-	-	-	-	-	<0.01
	Trichlorofluoromethane	mg/kg	0.006		-	-	-	-	-	-	<0.006
	Vinyl chloride	mg/kg	0.006	3.5	-	-	-	-	-	-	<0.006
	tert-Amyl methyl ether	mg/kg	0.01		-	-	-	-	-	-	<0.01
VOC/SVOC	1,2,3-trichlorobenzene	mg/kg	0.02	1800	-	-	-	-	-	-	<0.02
	1,2,4-trichlorobenzene	mg/kg	0.02	15000	-	-	-	-	-	-	<0.02
	1,2-dichlorobenzene	mg/kg	0.01	90000	-	-	-	-	-	-	<0.01
	1,3,5-Trichlorobenzene	mg/kg	0.02	1700	-	-	-	-	-	-	<0.02
	1,3-dichlorobenzene	mg/kg	0.008	300	-	-	-	-	-	-	<0.008
	1,4-dichlorobenzene	mg/kg	0.005	17000	-	-	-	-	-	-	<0.005

				Location Code	TP01012	TP01012	TP01012	TP01012	TP01012	TP01013A	TP01013A
				Sample Depth Range	0.05-0.1	0.3-0.6	0.7-0.8	1.9-2	2.45-2.5	0.05-0.1	0.05-0.1
				Sampled Date Time	30/10/2019	30/10/2019	30/10/2019	30/10/2019	30/10/2019	12/12/2019	23/10/2019
				LQM S4UL Public Open Space (POS) Residential - 1% SOM (GAC)							
Chem Group	ChemName	output unit	EQL								
	Chlorobenzene	mg/kg	0.005	11000	-	-	-	-	-	-	<0.005
	Hexachlorobutadiene	mg/kg	0.02	25	-	-	-	-	-	-	<0.02
SVOC	4-bromophenyl phenyl ether	mg/kg	0.1		-	-	-	-	-	-	<0.1
	4-nitroaniline	mg/kg	0.1		-	-	-	-	-	-	<0.1
	4-nitrophenol	mg/kg	0.1		-	-	-	-	-	-	<0.1
	2,4,5-trichlorophenol	mg/kg	0.1		-	-	-	-	-	-	<0.1
	2,4,6-trichlorophenol	mg/kg	0.1		-	-	-	-	-	-	<0.1
	2,4-dichlorophenol	mg/kg	0.1		-	-	-	-	-	-	<0.1
	2,4-dimethylphenol	mg/kg	0.1		-	-	-	-	-	-	<0.1
	2,4-dinitrotoluene	mg/kg	0.1		-	-	-	-	-	-	<0.1
	2,6-dinitrotoluene	mg/kg	0.1		-	-	-	-	-	-	<0.1
	2-chloronaphthalene	mg/kg	0.1		-	-	-	-	-	-	<0.1
	2-chlorophenol	mg/kg	0.1		-	-	-	-	-	-	<0.1
	2-methylnaphthalene	mg/kg	0.1		-	-	-	-	-	-	<0.1
	2-methylphenol	mg/kg	0.1		-	-	-	-	-	-	<0.1
	2-nitroaniline	mg/kg	0.1		-	-	-	-	-	-	<0.1
	2-nitrophenol	mg/kg	0.1		-	-	-	-	-	-	<0.1
	3-nitroaniline	mg/kg	0.1		-	-	-	-	-	-	<0.1
	4-chloro-3-methylphenol	mg/kg	0.1		-	-	-	-	-	-	<0.1
	4-chloroaniline	mg/kg	0.1		-	-	-	-	-	-	<0.1
	4-chlorophenyl phenyl ether	mg/kg	0.1		-	-	-	-	-	-	<0.1
	4-methylphenol	mg/kg	0.1		-	-	-	-	-	-	<0.1
	Azobenzene	mg/kg	0.1		-	-	-	-	-	-	<0.1
	Bis(2-chloroethoxy) methane	mg/kg	0.1		-	-	-	-	-	-	<0.1
	Bis(2-chloroethyl)ether	mg/kg	0.1		-	-	-	-	-	-	<0.1
	Bis(2-chloroisopropyl) ether	mg/kg	0.1		-	-	-	-	-	-	<0.1
	Bis(2-ethylhexyl) phthalate	mg/kg	0.1		-	-	-	-	-	-	<0.1
	Butyl benzyl phthalate	mg/kg	0.1		-	-	-	-	-	-	<0.1
	Carbazole	mg/kg	0.1		-	-	-	-	-	-	<0.1
	Dibenzofuran	mg/kg	0.1		-	-	-	-	-	-	<0.1
	Diethylphthalate	mg/kg	0.1		-	-	-	-	-	-	<0.1
	Dimethyl phthalate	mg/kg	0.1		-	-	-	-	-	-	<0.1
	Di-n-butyl phthalate	mg/kg	0.1		-	-	-	-	-	-	<0.1
	Di-n-octyl phthalate	mg/kg	0.1		-	-	-	-	-	-	<0.1
	Hexachlorobenzene	mg/kg	0.05	16	-	-	-	-	-	-	<0.1
	Hexachlorocyclopentadiene	mg/kg	0.1		-	-	-	-	-	-	<0.1
	Hexachloroethane	mg/kg	0.1		-	-	-	-	-	-	<0.1
	Isophorone	mg/kg	0.1		-	-	-	-	-	-	<0.1
	Nitrobenzene	mg/kg	0.1		-	-	-	-	-	-	<0.1
	N-nitrosodi-n-propylamine	mg/kg	0.1		-	-	-	-	-	-	<0.1
	Pentachloronitrobenzene	mg/kg	0.05		-	-	-	-	-	-	-
	Pentachlorophenol	mg/kg	0.1	60	-	-	-	-	-	-	<0.1
PCB	Heptachlorobiphenyl, 2,3,3,4,4,5,5- (PCB 189)	mg/kg	0.003		-	-	-	-	-	-	-
	Hexachlorobiphenyl, 2,3,3,4,4,5- (PCB 156)	mg/kg	0.003		-	-	-	-	-	-	-
	Hexachlorobiphenyl, 2,3,3,4,4,5- (PCB 157)	mg/kg	0.003		-	-	-	-	-	-	-
	Hexachlorobiphenyl, 2,3,4,4,5,5- (PCB 167)	mg/kg	0.003		-	-	-	-	-	-	-
	Hexachlorobiphenyl, 3,3,4,4,5,5- (PCB 169)	mg/kg	0.003		-	-	-	-	-	-	-
	PCB 101	mg/kg	0.003		-	-	-	-	-	-	-
	PCB 118	mg/kg	0.003		-	-	-	-	-	-	-
	PCB 138	mg/kg	0.003		-	-	-	-	-	-	-
	PCB 153	mg/kg	0.003		-	-	-	-	-	-	-
	PCB 180	mg/kg	0.003		-	-	-	-	-	-	-
	PCB 28	mg/kg	0.003		-	-	-	-	-	-	-
	PCB 52	mg/kg	0.003		-	-	-	-	-	-	-
	Pentachlorobiphenyl, 2,3,3,4,4- (PCB 105)	mg/kg	0.003		-	-	-	-	-	-	-
	Pentachlorobiphenyl, 2,3,4,4,5- (PCB 114)	mg/kg	0.003		-	-	-	-	-	-	-
	Pentachlorobiphenyl, 2,3,4,4,5- (PCB 123)	mg/kg	0.003		-	-	-	-	-	-	-
	Pentachlorobiphenyl, 3,3,4,4,5- (PCB 126)	mg/kg	0.003		-	-	-	-	-	-	-
	Tetrachlorobiphenyl, 3,3,4,4- (PCB 77)	mg/kg	0.003		-	-	-	-	-	-	-
	Tetrachlorobiphenyl, 3,4,4,5- (PCB 81)	mg/kg	0.003		-	-	-	-	-	-	-
	Total PCB 7 Congeners	mg/kg	0.021		-	-	-	-	-	-	-
	Total PCB WHO 12	mg/kg	0.036		-	-	-	-	-	-	-
Phenolics	Xylenols	mg/kg	0.015		<0.015	<0.015	<0.015	<0.015	<0.015	-	<0.015
	Cresol Total	mg/kg	0.01		<0.01	<0.01	<0.01	<0.01	<0.01	-	**0.0119**
	Phenol	mg/kg	0.01	(dir)760[#8]	<0.01	**0.0113**	<0.01	<0.01	<0.01	-	<0.01
	Phenols Monohydric	mg/kg	0.035		<0.035	<0.035	<0.035	<0.035	<0.035	-	<0.035
Organotins	Dibutyltin	mg/kg			-	-	-	-	-	-	-
	Monophenyltin	mg/kg			-	-	-	-	-	-	-
	Diphenyltin	mg/kg			-	-	-	-	-	-	-
	Monobutyltin	mg/kg			-	-	-	-	-	-	-
	Tetrabutyltin	mg/kg			-	-	-	-	-	-	-
	Tributyltin	mg/kg			-	-	-	-	-	-	-
	Triphenyltin	mg/kg			-	-	-	-	-	-	-
Pesticides	Heptachlor epoxide	mg/kg	0.05		-	-	-	-	-	-	-
	Tecnazene	mg/kg	0.05		-	-	-	-	-	-	-
	2,4,5-TP (Silvex)	mg/kg			-	-	-	-	-	-	-
	Hedonal	mg/kg			-	-	-	-	-	-	-

				Location_Code	TP01012	TP01012	TP01012	TP01012	TP01012	TP01013A	TP01013A
				Sample_Depth_Range	0.05-0.1	0.3-0.6	0.7-0.8	1.9-2	2.45-2.5	0.05-0.1	0.05-0.1
				Sampled_Date_Time	30/10/2019	30/10/2019	30/10/2019	30/10/2019	30/10/2019	12/12/2019	23/10/2019
				LQM S4UL Public Open Space (POS) Residential - 1% SOM (GAC)							
Chem_Group	ChemName	output unit	EQL								
	2,4-DDT	mg/kg	0.05		-	-	-	-	-	-	-
	2,4-Dichlorprop	mg/kg			-	-	-	-	-	-	-
	4-(2,4-Dichlorophenoxy)butyric Acid (2,4-DB)	mg/kg			-	-	-	-	-	-	-
	4,4-DDE	mg/kg	0.05		-	-	-	-	-	-	-
	a-BHC	mg/kg	0.05	24	-	-	-	-	-	-	-
	Aldrin	mg/kg	0.05	18	-	-	-	-	-	-	-
	Atrazine	mg/kg	0.05	1200	-	-	-	-	-	-	-
	Azinophos methyl	mg/kg	0.05		-	-	-	-	-	-	-
	b-BHC	mg/kg	0.05	8.1	-	-	-	-	-	-	-
	Bentazone	mg/kg			-	-	-	-	-	-	-
	Chlordane (cis)	mg/kg	0.05		-	-	-	-	-	-	-
	Chlordane (trans)	mg/kg	0.05		-	-	-	-	-	-	-
	Chlorfenvinphos	mg/kg	0.05		-	-	-	-	-	-	-
	Chlorotoluron	mg/kg			-	-	-	-	-	-	-
	Chlorpyrifos-methyl	mg/kg	0.05		-	-	-	-	-	-	-
	Cyanazine	mg/kg			-	-	-	-	-	-	-
	d-BHC	mg/kg	0.05		-	-	-	-	-	-	-
	DDD	mg/kg	0.05		-	-	-	-	-	-	-
	DDT	mg/kg	0.05		-	-	-	-	-	-	-
	Chlorothalonil	mg/kg	0.05		-	-	-	-	-	-	-
	Diazinon	mg/kg	0.05		-	-	-	-	-	-	-
	Dichlorvos	mg/kg	0.05	16	-	-	-	-	-	-	-
	Dieldrin	mg/kg	0.05	18	-	-	-	-	-	-	-
	Dimethoate	mg/kg	0.05		-	-	-	-	-	-	-
	Disulfoton	mg/kg	0.05		-	-	-	-	-	-	-
	Diuron	mg/kg			-	-	-	-	-	-	-
	Endosulfan I	mg/kg	0.05	1200	-	-	-	-	-	-	-
	Endosulfan II	mg/kg	0.05		-	-	-	-	-	-	-
	Endosulfan sulphate	mg/kg	0.05		-	-	-	-	-	-	-
	Endrin	mg/kg	0.05		-	-	-	-	-	-	-
	Fenitrothion	mg/kg	0.05		-	-	-	-	-	-	-
	Fenthion	mg/kg	0.05		-	-	-	-	-	-	-
	Fluroxypyr	mg/kg			-	-	-	-	-	-	-
	g-BHC (Lindane)	mg/kg	0.05	8.2	-	-	-	-	-	-	-
	Heptachlor	mg/kg	0.05		-	-	-	-	-	-	-
	Isodrin	mg/kg	0.05		-	-	-	-	-	-	-
	Isoproturon	mg/kg			-	-	-	-	-	-	-
	Linuron	mg/kg			-	-	-	-	-	-	-
	Malathion	mg/kg	0.05		-	-	-	-	-	-	-
	2-Methyl-4-chlorophenoxyacetic acid	mg/kg			-	-	-	-	-	-	-
	2-Methyl-4-Chlorophenoxy Butanoic Acid	mg/kg			-	-	-	-	-	-	-
	Mecoprop	mg/kg			-	-	-	-	-	-	-
	Methoxychlor	mg/kg	0.05		-	-	-	-	-	-	-
	Methyl parathion	mg/kg	0.05		-	-	-	-	-	-	-
	Mevinphos (Phosdrin)	mg/kg	0.05		-	-	-	-	-	-	-
	Nitroguanidine	mg/kg			-	-	-	-	-	-	<0.25
	o,p-DDD	mg/kg	0.05		-	-	-	-	-	-	-
	o,p'-DDE	mg/kg	0.05		-	-	-	-	-	-	-
	o,p-Methoxychlor	mg/kg	0.05		-	-	-	-	-	-	-
	Parathion	mg/kg	0.05		-	-	-	-	-	-	-
	Pendimethalin	mg/kg	0.05		-	-	-	-	-	-	-
	Permethrin	mg/kg	0.05		-	-	-	-	-	-	-

				Location Code	TP01012	TP01012	TP01012	TP01012	TP01012	TP01013A	TP01013A
				Sample Depth Range	0.05-0.1	0.3-0.6	0.7-0.8	1.9-2	2.45-2.5	0.05-0.1	0.05-0.1
				Sampled Date Time	30/10/2019	30/10/2019	30/10/2019	30/10/2019	30/10/2019	12/12/2019	23/10/2019
				LQM S4UL Public Open Space (POS) Residential - 1% SOM (GAC)							
Chem Group	ChemName	output unit	EQL								
	Permethrin II	mg/kg	0.05		-	-	-	-	-	-	-
	Phorate	mg/kg	0.05		-	-	-	-	-	-	-
	Prometryn	mg/kg	0.05		-	-	-	-	-	-	-
	Pronamide	mg/kg	0.05		-	-	-	-	-	-	-
	Propazine	mg/kg	0.05		-	-	-	-	-	-	-
	Simazine	mg/kg	0.05		-	-	-	-	-	-	-
	Terbutryn	mg/kg	0.05		-	-	-	-	-	-	-
	Terbutylazine	mg/kg	0.05		-	-	-	-	-	-	-
	Triadimefon	mg/kg	0.05		-	-	-	-	-	-	-
	Triallate	mg/kg	0.05		-	-	-	-	-	-	-
	Tricloovr	mg/kg			-	-	-	-	-	-	-
	Trifluralin	mg/kg	0.05		-	-	-	-	-	-	-
	Telodrin	mg/kg	0.05		-	-	-	-	-	-	-
Radionuclides	Caesium-137	Bq/kg	1.4		-	-	-	-	-	3.6	-
	Protactinium-234m	Bq/kg	140		-	-	-	-	-	<200	-
	Americium-241	Bq/g	0.0022		-	-	-	-	-	<0.0023	-
	Beryllium-7	Bq/g	0.016		-	-	-	-	-	<0.016	-
	Cobalt-60	Bq/g	0.0015		-	-	-	-	-	<0.002	-
	Gross alpha	Bq/kg	54		-	-	-	-	-	206	-
	Gross beta	Bq/kg	87		-	-	-	-	-	400	-
	Lead-210	Bq/kg	22		-	-	-	-	-	<22	-
	Potassium-40	Bq/kg	2		-	-	-	-	-	261	-
	Radium -224	Bq/g	0.022		-	-	-	-	-	<0.022	-
	Radium-226	Bq/g	0.0005		-	-	-	-	-	<0.023 - 0.0156	-
	Thorium-228	Bq/g	0.0005		-	-	-	-	-	0.0167	-
	Thorium-230	Bq/g	0.0005		-	-	-	-	-	0.0236	-
	Thorium-232	Bq/g	0.0005		-	-	-	-	-	0.0204	-
	Thorium-234	Bq/g	0.025		-	-	-	-	-	<0.025	-
	Uranium-234	Bq/g	0.0005		-	-	-	-	-	0.018	-
	Uranium-235	Bq/g	0.0005		-	-	-	-	-	<0.0012	-
SVOC TIC	SVOC TICS - Detect	Detect			-	-	-	-	-	-	0
	SVOC Tentatively Identified Compounds	mg/kg	0.1		-	-	-	-	-	-	<1
VOC TIC	VOC Tentatively Identified Compounds	mg/kg	0.05		-	-	-	-	-	-	-
Explosives	2,2,4,4,6,6-Hexanitrostilbene	mg/kg			-	-	-	-	-	-	<0.5
	2,4,6-Trinitrotoluene (TNT)	mg/kg		130	-	-	-	-	-	-	<0.1
	2,4,6-trinitrophenyl	mg/kg			-	-	-	-	-	-	<0.1
	HMX	mg/kg		13000	-	-	-	-	-	-	<2
	Ethylene glycol dinitrate	mg/kg			-	-	-	-	-	-	<1
	Nitrocellulose (12% N)	mg/kg			-	-	-	-	-	-	<5000
	Nitroglycerine	mg/kg			-	-	-	-	-	-	<1
	PETN	mg/kg			-	-	-	-	-	-	<5
	RDX	mg/kg		26000	-	-	-	-	-	-	<2
	Tetryl	mg/kg			-	-	-	-	-	-	<1
NA	Actinium-228	Bq/kg	2		-	-	-	-	-	<8.5	-
	Caesium-134	Bq/kg	1.7		-	-	-	-	-	<2.1	-
	Bismuth-212	Bq/kg	19		-	-	-	-	-	<24	-
	Bismuth-214	Bq/kg	2		-	-	-	-	-	14.5	-
	Lead-212	Bq/kg	2		-	-	-	-	-	21.5	-
	Lead-214	Bq/kg	2		-	-	-	-	-	18.4	-
	Thallium-208	Bq/kg	2		-	-	-	-	-	7.9	-
Other	Temperature	°C			17.9	17.6	18.3	18.7	16	-	17.1
	Conductivity @ 20oC	uS/cm	14		334 - 439	281 - 432	522 - 541	2580 - 2590	923 - 988	-	236 - 287
	Organic Matter	%	0.35		-	-	-	-	-	-	-
	Moisture Content (dried @35oC)	%			15	12	9.4	15	14	-	16
	pH (Lab)	pH Units	1		8.21 - 8.76	8.4 - 8.58	7.77 - 8.44	7.33 - 8.08	7.95 - 8.57	-	8.33 - 8.51
	Total Organic Carbon	%	0.2		1.26	0.897	0.586	0.945	0.31	-	1.26

Environmental Standards Comments
#1:GAC is only presented as speciated chromium. 7.7mg/kg is used for hexavalent. If hexavalent chromium (CrVI) data is available, a value of 1,500mg/kg may be appropriate for the remaining trivalent chromium (CrIII).
#2:C4SL for lead adopted
#3:GAC only presented as speciated mercury. 16mg/kg is used for elemental mercury. If the CSM indicates that elemental mercury is not a CoC and mercury is present in an inorganic form, a value of 120mg/kg for inorganic mercury may be appropriate
#4:Updated S4UL for nickel
#5:S4UL exceeds solubility saturation limit
#6:Criteria derived for Ali>C16-C35 split between Ali>C16-21 & Ali>C21-35. Requires summation of fractions to use Ali>C16-C35 criteria.
#7:Criteria presented is for p-xylene. A separate value is presented for o-xylene.
#8:S4UL based on a threshold protective of direct skin contact with phenol

Key

<0.6	Result MDL exceeds GAC
27.8	Result exceeds GAC

Notes
Where a range is given a determinand has been analysed for by more than one method

				Location Code	TP01013A	TP01013A	TP01013A	TP01013	TP01013	TP01013	TP01013
				Sample Depth Range	0.45-0.5	0.85-0.9	1.8-1.9	0.05-0.2	0.05-0.05	0.2-0.2	0.2-0.4
				Sampled Date Time	23/10/2019	23/10/2019	23/10/2019	05/09/2019	12/12/2019	12/12/2019	05/09/2019
				LQM S4UL Public Open Space (POS) Residential - 1% SOM (GAC)							
Chem Group	**ChemName**	**output unit**	**EQL**								
Metals	Antimony	mg/kg	0.6		-	-	-	-	-	-	-
	Arsenic	mg/kg	0.6	79	8.81	6.59	<0.6	12.9	-	-	13.6
	Barium	mg/kg	0.6		-	-	-	-	-	-	-
	Beryllium	mg/kg	0.01	2.2	-	-	-	-	-	-	-
	Boron	mg/kg	1	21000	<1	<1	<1	1.04	-	-	<1
	Cadmium	mg/kg	0.02	120	0.561	0.517	0.256	0.818	-	-	0.799
	Chromium (hexavalent)	mg/kg	0.6	7.7	<0.6	<0.6	<0.6	<0.6	-	-	<0.6
	Chromium	mg/kg	0.9	#1	39.1	18.8	0.92	51	-	-	51
	Copper	mg/kg	1.4	12000	8.54	4.71	<1.4	13.2	-	-	9.79
	Lead	mg/kg	0.7	630#2	8.39	2.47	<0.7	36	-	-	6
	Mercury	mg/kg	0.14	#3	<0.14	<0.14	<0.14	<0.14	-	-	<0.14
	Molybdenum	mg/kg	0.1		-	-	-	-	-	-	-
	Nickel	mg/kg	0.2	230#4	69.2	40.7	5.07	53.3	-	-	88.6
	Selenium	mg/kg	1	1100	<1	<1	<1	<1	-	-	<1
	Vanadium	mg/kg	0.2	2000	-	-	-	-	-	-	-
	Zinc	mg/kg	1.9	81000	72.2	48	8.99	83.9	-	-	93
Asbestos	Anthophyllite	Detect			0	0	0	0	-	-	0
	Asbestos Analysts Comments	-			-	-	-	-	-	-	-
	Asbestos PCOM Quantification	%	0.001		-	-	-	-	-	-	-
	Asbestos Quantification Total	%	0.001		-	-	-	-	-	-	-
	Asbestos: Actinolite	Detect			0	0	0	0	-	-	0
	Additional Asbestos Components (Using TM048)	Comment			-	-	-	-	-	-	-
	Crocidolite Asbestos	Detect			0	0	0	0	-	-	0
	Asbestos Gravimetric Quantification	%	0.001		-	-	-	-	-	-	-
	Chrysotile Asbestos	Detect			0	0	0	0	-	-	0
	Amosite Asbestos	Detect			0	0	0	0	-	-	0
	Non-Asbestos Fibre	Detect			0	0	0	1	-	-	0
	Tremolite	Detect			0	0	0	0	-	-	0
Inorganics	Alkalinity (total) as CaCO3	mg/kg	10		-	-	-	-	-	-	-
	Ammoniacal Nitrogen as N	mg/kg	12		-	-	-	-	-	-	-
	Cyanide (Free)	mg/kg	1		<1	<1	<1	<1	-	-	<1
	Cyanide Total	mg/kg	1		<1	<1	<1	<1	-	-	<1
	cyanides-complex	mg/kg	1		<1	<1	<1	<1	-	-	<1
	Nitrite (as N)	mg/kg	0.03		-	-	-	-	-	-	-
	Sulphate	mg/kg	200		-	-	-	-	-	-	-
PAH	Naphthalene	mg/kg	0.009	4900	<0.009	<0.009	<0.009	<0.009	-	-	<0.009
	Acenaphthene	mg/kg	0.008	15000	<0.008	<0.008	<0.008	<0.008	-	-	<0.008
	Acenaphthylene	mg/kg	0.012	15000	<0.012	<0.012	<0.012	<0.012	-	-	<0.012
	Fluoranthene	mg/kg	0.017	3100	0.0259	<0.017	<0.017	0.079	-	-	<0.017
	Anthracene	mg/kg	0.016	74000	<0.016	<0.016	<0.016	<0.016	-	-	<0.016
	Phenanthrene	mg/kg	0.015	3100	<0.015	<0.015	<0.015	0.0299	-	-	<0.015
	Fluorene	mg/kg	0.01	9900	<0.01	<0.01	<0.01	<0.01	-	-	<0.01
	Chrysene	mg/kg	0.01	57	<0.01	<0.01	<0.01	0.0426	-	-	<0.01
	Pyrene	mg/kg	0.015	7400	0.0209	<0.015	<0.015	0.0669	-	-	<0.015
	Benzo(a)anthracene	mg/kg	0.014	29	<0.014	<0.014	<0.014	0.0351	-	-	<0.014
	Benzo(b)fluoranthene	mg/kg	0.015	7.1	<0.015	<0.015	<0.015	0.0685	-	-	<0.015
	Benzo(k)fluoranthene	mg/kg	0.014	190	<0.014	<0.014	<0.014	0.0244	-	-	<0.014
	Benzo(a)pyrene	mg/kg	0.015	5.7	<0.015	<0.015	<0.015	0.0431	-	-	<0.015
	Dibenz(a,h)anthracene	mg/kg	0.023	0.57	<0.023	<0.023	<0.023	<0.023	-	-	<0.023
	Benzo(g,h,i)perylene	mg/kg	0.024	640	<0.024	<0.024	<0.024	0.0399	-	-	<0.024
	Indeno(1,2,3-c,d)pyrene	mg/kg	0.018	82	<0.018	<0.018	<0.018	0.0393	-	-	<0.018
	PAH 16 Total	mg/kg	0.118		<0.118	<0.118	<0.118	0.469	-	-	<0.118
TPH CWG	>C5-C6 Aliphatics	mg/kg	0.01	(sol)570000#5	-	-	-	-	-	-	-
	>C6-C8 Aliphatics	mg/kg	0.01	600000	-	-	-	-	-	-	-
	>C10-C44 Aliphatics	mg/kg	5		-	-	-	-	-	-	-
	>C10-C44 Aliphatics/Aromatics	mg/kg	10		-	-	-	-	-	-	-
	>C8-C10 Aliphatics	mg/kg	0.01	13000	-	-	-	-	-	-	-
	>C10-C12 Aliphatics	mg/kg	0.01	13000	-	-	-	-	-	-	-
	>C12-C16 Aliphatics	mg/kg	0.1	13000	-	-	-	-	-	-	-
	>C16-C21 Aliphatics	mg/kg	0.1	125000#6	-	-	-	-	-	-	-
	>C21-C35 Aliphatics	mg/kg	0.1	125000#6	-	-	-	-	-	-	-
	>C35-C44 Aliphatics	mg/kg	0.1	250000	-	-	-	-	-	-	-
	>C5-C10 Aliphatics	mg/kg	0.05		-	-	-	-	-	-	-
	Total Aliphatics >C12-C44	mg/kg	0.1		-	-	-	-	-	-	-
	>EC5-EC10 Aromatics	mg/kg	0.05		-	-	-	-	-	-	-
	>EC6-EC7 Aromatics	mg/kg	0.01		-	-	-	-	-	-	-
	>EC7-EC8 Aromatics	mg/kg	0.01	56000	-	-	-	-	-	-	-
	>EC8-EC10 Aromatics	mg/kg	0.01	5000	-	-	-	-	-	-	-
	>EC10-EC12 Aromatics	mg/kg	0.01	5000	-	-	-	-	-	-	-
	>EC10-EC44 Aromatics	mg/kg	5		-	-	-	-	-	-	-
	>EC12-EC16 Aromatics	mg/kg	0.1	5100	-	-	-	-	-	-	-
	>EC16-EC21 Aromatics	mg/kg	0.1	3800	-	-	-	-	-	-	-
	>EC21-EC35 Aromatics	mg/kg	0.1	3800	-	-	-	-	-	-	-
	>EC35-EC44 Aromatics	mg/kg	0.1	3800	-	-	-	-	-	-	-
	>EC40-EC44 Aromatics	mg/kg	0.1		-	-	-	-	-	-	-
	>EC12-EC44 Aromatics	mg/kg	0.1		-	-	-	-	-	-	-
	TPH Aliphatics & Aromatics >C5-44	mg/kg	0.1		-	-	-	-	-	-	-
TPH	>C5-C6	mg/kg	0.02		<0.02	<0.02	<0.02	<0.02	-	-	<0.02

				Location Code	TP01013A	TP01013A	TP01013A	TP01013	TP01013	TP01013	TP01013
				Sample Depth Range	0.45-0.5	0.85-0.9	1.8-1.9	0.05-0.2	0.05-0.05	0.2-0.2	0.2-0.4
				Sampled Date Time	23/10/2019	23/10/2019	23/10/2019	05/09/2019	12/12/2019	12/12/2019	05/09/2019
				LQM S4UL Public Open Space (POS) Residential - 1% SOM (GAC)							
Chem_Group	ChemName	output unit	EQL								
	>C6-C7	mg/kg	0.02		<0.02	<0.02	<0.02	<0.02	-	-	<0.02
	>C7-C8	mg/kg	0.02		<0.02	<0.02	<0.02	<0.02	-	-	<0.02
	>C8-C10	mg/kg	0.02		<0.02	<0.02	<0.02	<0.02	-	-	<0.02
	>C10-C12	mg/kg	0.02		<0.02	<0.02	<0.02	<0.02	-	-	<0.02
	>C12-C16	mg/kg	35		<35	<35	<35	<35	-	-	<35
	>C16-C21	mg/kg	35		<35	<35	<35	<35	-	-	<35
	>C21-C28	mg/kg	35		<35	<35	<35	<35	-	-	<35
	>C28-C35	mg/kg	35		<35	<35	<35	<35	-	-	<35
	>C35-C40	mg/kg	35		<35	<35	<35	<35	-	-	<35
	GRO >C5-10	mg/kg	0.02		-	-	-	-	-	-	-
	TPH >C6-C40	mg/kg	10		-	-	-	-	-	-	-
	EPH>C5-40	mg/kg	35		<35	<35	<35	<35	-	-	<35
	EPH >C10-40	mg/kg	35		<35	<35	<35	<35	-	-	<35
	GRO >C5-12	mg/kg	0.1		<0.1	<0.1	<0.1	<0.1	-	-	<0.1
	Total Petroleum Hydrocarbons	mg/kg	35		-	-	-	-	-	-	-
BTEX and MTBE	Benzene	mg/kg	0.009	72	<0.009	<0.009	<0.009	<0.18	-	-	<0.009
	Toluene	mg/kg	0.007	56000	<0.007	<0.007	<0.007	<0.14	-	-	<0.007
	Ethylbenzene	mg/kg	0.004	24000	<0.004	<0.004	<0.004	<0.08	-	-	<0.004
	Xylene (m & p)	mg/kg	0.01	41000[#7]	<0.01	<0.01	<0.01	<0.2	-	-	<0.01
	Xylene (o)	mg/kg	0.01	41000	<0.01	<0.01	<0.01	<0.2	-	-	<0.01
	Xylene Total	mg/kg	0.02		-	-	-	-	-	-	-
	MTBE	mg/kg	0.01		<0.01	<0.01	<0.01	<0.2	-	-	<0.01
	Total BTEX	mg/kg	0.04		<0.04	<0.04	<0.04	<0.8	-	-	<0.04
VOC	Styrene	mg/kg	0.01		-	-	-	-	-	-	-
	cis-1,3-dichloropropene	mg/kg	0.01		-	-	-	-	-	-	-
	trans-1,3-dichloropropene	mg/kg	0.01		-	-	-	-	-	-	-
	1,1,1,2-tetrachloroethane	mg/kg	0.01	1400	-	-	-	-	-	-	-
	1,1,1-trichloroethane	mg/kg	0.007	140000	-	-	-	-	-	-	-
	1,1,2,2-tetrachloroethane	mg/kg	0.01	1400	-	-	-	-	-	-	-
	1,1,2-trichloroethane	mg/kg	0.01		-	-	-	-	-	-	-
	1,1-dichloroethane	mg/kg	0.008		-	-	-	-	-	-	-
	1,1-dichloroethene	mg/kg	0.01		-	-	-	-	-	-	-
	1,1-dichloropropene	mg/kg	0.01		-	-	-	-	-	-	-
	1,2,3-trichloropropane	mg/kg	0.016		-	-	-	-	-	-	-
	1,2,4-trimethylbenzene	mg/kg	0.009		-	-	-	-	-	-	-
	1,2-dibromo-3-chloropropane	mg/kg	0.014		-	-	-	-	-	-	-
	1,2-dibromoethane	mg/kg	0.01		-	-	-	-	-	-	-
	1,2-dichloroethane	mg/kg	0.005	29	-	-	-	-	-	-	-
	1,2-dichloropropane	mg/kg	0.01		-	-	-	-	-	-	-
	1,3,5-trimethylbenzene	mg/kg	0.008		-	-	-	-	-	-	-
	1,3-dichloropropane	mg/kg	0.007		-	-	-	-	-	-	-
	2,2-dichloropropane	mg/kg	0.01		-	-	-	-	-	-	-
	2-chlorotoluene	mg/kg	0.009		-	-	-	-	-	-	-
	4-chlorotoluene	mg/kg	0.01		-	-	-	-	-	-	-
	Bromobenzene	mg/kg	0.01		-	-	-	-	-	-	-
	Bromochloromethane	mg/kg	0.01		-	-	-	-	-	-	-
	Bromodichloromethane	mg/kg	0.007		-	-	-	-	-	-	-
	Bromoform	mg/kg	0.01		-	-	-	-	-	-	-
	Bromomethane	mg/kg	0.01		-	-	-	-	-	-	-
	Carbon disulfide	mg/kg	0.007	11000	-	-	-	-	-	-	-
	Carbon tetrachloride	mg/kg	0.01	890	-	-	-	-	-	-	-
	Chlorodibromomethane	mg/kg	0.01		-	-	-	-	-	-	-
	Chloroethane	mg/kg	0.01		-	-	-	-	-	-	-
	Chloroform	mg/kg	0.008	2500	-	-	-	-	-	-	-
	Chloromethane	mg/kg	0.007		-	-	-	-	-	-	-
	cis-1,2-dichloroethene	mg/kg	0.006		-	-	-	-	-	-	-
	Dibromomethane	mg/kg	0.009		-	-	-	-	-	-	-
	Dichlorodifluoromethane	mg/kg	0.006		-	-	-	-	-	-	-
	Dichloromethane	mg/kg	0.01		-	-	-	-	-	-	-
	Isopropylbenzene	mg/kg	0.005		-	-	-	-	-	-	-
	n-butylbenzene	mg/kg	0.011		-	-	-	-	-	-	-
	n-propylbenzene	mg/kg	0.01		-	-	-	-	-	-	-
	p-isopropyltoluene	mg/kg	0.01		-	-	-	-	-	-	-
	sec-butylbenzene	mg/kg	0.01		-	-	-	-	-	-	-
	Trichloroethene	mg/kg	0.009	120	-	-	-	-	-	-	-
	tert-butylbenzene	mg/kg	0.014		-	-	-	-	-	-	-
	Tetrachloroethene	mg/kg	0.005	1400	-	-	-	-	-	-	-
	trans-1,2-dichloroethene	mg/kg	0.01		-	-	-	-	-	-	-
	Trichlorofluoromethane	mg/kg	0.006		-	-	-	-	-	-	-
	Vinyl chloride	mg/kg	0.006	3.5	-	-	-	-	-	-	-
	tert-Amyl methyl ether	mg/kg	0.01		-	-	-	-	-	-	-
VOC/SVOC	1,2,3-trichlorobenzene	mg/kg	0.02	1800	-	-	-	-	-	-	-
	1,2,4-trichlorobenzene	mg/kg	0.02	15000	-	-	-	-	-	-	-
	1,2-dichlorobenzene	mg/kg	0.01	90000	-	-	-	-	-	-	-
	1,3,5-Trichlorobenzene	mg/kg	0.02	1700	-	-	-	-	-	-	-
	1,3-dichlorobenzene	mg/kg	0.008	300	-	-	-	-	-	-	-
	1,4-dichlorobenzene	mg/kg	0.005	17000	-	-	-	-	-	-	-

				Location Code	TP01013A	TP01013A	TP01013A	TP01013	TP01013	TP01013	TP01013
				Sample Depth Range	0.45-0.5	0.85-0.9	1.8-1.9	0.05-0.2	0.05-0.05	0.2-0.2	0.2-0.4
				Sampled Date Time	23/10/2019	23/10/2019	23/10/2019	05/09/2019	12/12/2019	12/12/2019	05/09/2019
				LQM S4UL Public Open Space (POS) Residential - 1% SOM (GAC)							
Chem Group	**ChemName**	**output unit**	**EQL**								
	Chlorobenzene	mg/kg	0.005	11000	-	-	-	-	-	-	-
	Hexachlorobutadiene	mg/kg	0.02	25	-	-	-	-	-	-	-
SVOC	4-bromophenyl phenyl ether	mg/kg	0.1		-	-	-	-	-	-	-
	4-nitroaniline	mg/kg	0.1		-	-	-	-	-	-	-
	4-nitrophenol	mg/kg	0.1		-	-	-	-	-	-	-
	2,4,5-trichlorophenol	mg/kg	0.1		-	-	-	-	-	-	-
	2,4,6-trichlorophenol	mg/kg	0.1		-	-	-	-	-	-	-
	2,4-dichlorophenol	mg/kg	0.1		-	-	-	-	-	-	-
	2,4-dimethylphenol	mg/kg	0.1		-	-	-	-	-	-	-
	2,4-dinitrotoluene	mg/kg	0.1		-	-	-	<1	-	-	<1
	2,6-dinitrotoluene	mg/kg	0.1		-	-	-	<1	-	-	<1
	2-chloronaphthalene	mg/kg	0.1		-	-	-	-	-	-	-
	2-chlorophenol	mg/kg	0.1		-	-	-	-	-	-	-
	2-methylnaphthalene	mg/kg	0.1		-	-	-	-	-	-	-
	2-methylphenol	mg/kg	0.1		-	-	-	-	-	-	-
	2-nitroaniline	mg/kg	0.1		-	-	-	-	-	-	-
	2-nitrophenol	mg/kg	0.1		-	-	-	-	-	-	-
	3-nitroaniline	mg/kg	0.1		-	-	-	-	-	-	-
	4-chloro-3-methylphenol	mg/kg	0.1		-	-	-	-	-	-	-
	4-chloroaniline	mg/kg	0.1		-	-	-	-	-	-	-
	4-chlorophenyl phenyl ether	mg/kg	0.1		-	-	-	-	-	-	-
	4-methylphenol	mg/kg	0.1		-	-	-	-	-	-	-
	Azobenzene	mg/kg	0.1		-	-	-	-	-	-	-
	Bis(2-chloroethoxy) methane	mg/kg	0.1		-	-	-	-	-	-	-
	Bis(2-chloroethyl)ether	mg/kg	0.1		-	-	-	-	-	-	-
	Bis(2-chloroisopropyl) ether	mg/kg	0.1		-	-	-	-	-	-	-
	Bis(2-ethylhexyl) phthalate	mg/kg	0.1		-	-	-	-	-	-	-
	Butyl benzyl phthalate	mg/kg	0.1		-	-	-	-	-	-	-
	Carbazole	mg/kg	0.1		-	-	-	-	-	-	-
	Dibenzofuran	mg/kg	0.1		-	-	-	-	-	-	-
	Diethylphthalate	mg/kg	0.1		-	-	-	-	-	-	-
	Dimethyl phthalate	mg/kg	0.1		-	-	-	-	-	-	-
	Di-n-butyl phthalate	mg/kg	0.1		-	-	-	-	-	-	-
	Di-n-octyl phthalate	mg/kg	0.1		-	-	-	-	-	-	-
	Hexachlorobenzene	mg/kg	0.05	16	-	-	-	-	-	-	-
	Hexachlorocyclopentadiene	mg/kg	0.1		-	-	-	-	-	-	-
	Hexachloroethane	mg/kg	0.1		-	-	-	-	-	-	-
	Isophorone	mg/kg	0.1		-	-	-	-	-	-	-
	Nitrobenzene	mg/kg	0.1		-	-	-	-	-	-	-
	N-nitrosodi-n-propylamine	mg/kg	0.1		-	-	-	-	-	-	-
	Pentachloronitrobenzene	mg/kg	0.05		-	-	-	-	-	-	-
	Pentachlorophenol	mg/kg	0.1	60	-	-	-	-	-	-	-
PCB	Heptachlorobiphenyl, 2,3,3,4,4,5,5- (PCB 189)	mg/kg	0.003		-	-	-	-	-	-	-
	Hexachlorobiphenyl, 2,3,3,4,4,5- (PCB 156)	mg/kg	0.003		-	-	-	-	-	-	-
	Hexachlorobiphenyl, 2,3,3,4,4,5- (PCB 157)	mg/kg	0.003		-	-	-	-	-	-	-
	Hexachlorobiphenyl, 2,3,4,4,5,5- (PCB 167)	mg/kg	0.003		-	-	-	-	-	-	-
	Hexachlorobiphenyl, 3,3,4,4,5,5- (PCB 169)	mg/kg	0.003		-	-	-	-	-	-	-
	PCB 101	mg/kg	0.003		-	-	-	-	-	-	-
	PCB 118	mg/kg	0.003		-	-	-	-	-	-	-
	PCB 138	mg/kg	0.003		-	-	-	-	-	-	-
	PCB 153	mg/kg	0.003		-	-	-	-	-	-	-
	PCB 180	mg/kg	0.003		-	-	-	-	-	-	-
	PCB 28	mg/kg	0.003		-	-	-	-	-	-	-
	PCB 52	mg/kg	0.003		-	-	-	-	-	-	-
	Pentachlorobiphenyl, 2,3,3,4,4- (PCB 105)	mg/kg	0.003		-	-	-	-	-	-	-
	Pentachlorobiphenyl, 2,3,4,4,5- (PCB 114)	mg/kg	0.003		-	-	-	-	-	-	-
	Pentachlorobiphenyl, 2,3,4,4,5- (PCB 123)	mg/kg	0.003		-	-	-	-	-	-	-
	Pentachlorobiphenyl, 3,3,4,4,5- (PCB 126)	mg/kg	0.003		-	-	-	-	-	-	-
	Tetrachlorobiphenyl, 3,3,4,4- (PCB 77)	mg/kg	0.003		-	-	-	-	-	-	-
	Tetrachlorobiphenyl, 3,4,4,5- (PCB 81)	mg/kg	0.003		-	-	-	-	-	-	-
	Total PCB 7 Congeners	mg/kg	0.021		-	-	-	-	-	-	-
	Total PCB WHO 12	mg/kg	0.036		-	-	-	-	-	-	-
Phenolics	Xylenols	mg/kg	0.015		<0.015	<0.015	<0.015	<0.015	-	-	<0.015
	Cresol Total	mg/kg	0.01		<0.01	<0.01	<0.01	**0.0116**	-	-	**0.0122**
	Phenol	mg/kg	0.01	(dir)760[#8]	<0.01	<0.01	<0.01	<0.01	-	-	<0.01
	Phenols Monohydric	mg/kg	0.035		<0.035	<0.035	<0.035	<0.035	-	-	<0.035
Organotins	Dibutyltin	mg/kg			-	-	-	-	-	-	-
	Monophenyltin	mg/kg			-	-	-	-	-	-	-
	Diphenyltin	mg/kg			-	-	-	-	-	-	-
	Monobutyltin	mg/kg			-	-	-	-	-	-	-
	Tetrabutyltin	mg/kg			-	-	-	-	-	-	-
	Tributyltin	mg/kg			-	-	-	-	-	-	-
	Triphenyltin	mg/kg			-	-	-	-	-	-	-
Pesticides	Heptachlor epoxide	mg/kg	0.05		-	-	-	-	-	-	-
	Tecnazene	mg/kg	0.05		-	-	-	-	-	-	-
	2,4,5-TP (Silvex)	mg/kg			-	-	-	-	-	-	-
	Hedonal	mg/kg			-	-	-	-	-	-	-

				Location Code	TP01013A	TP01013A	TP01013A	TP01013	TP01013	TP01013	TP01013
				Sample Depth Range	0.45-0.5	0.85-0.9	1.8-1.9	0.05-0.2	0.05-0.05	0.2-0.2	0.2-0.4
				Sampled Date Time	23/10/2019	23/10/2019	23/10/2019	05/09/2019	12/12/2019	12/12/2019	05/09/2019
			LQM S4UL Public Open Space (POS) Residential - 1% SOM (GAC)								
Chem_Group	ChemName	output unit	EQL								
	2,4-DDT	mg/kg	0.05		-	-	-	-	-	-	-
	2,4-Dichlorprop	mg/kg			-	-	-	-	-	-	-
	4-(2,4-Dichlorophenoxy)butyric Acid (2,4-DB)	mg/kg			-	-	-	-	-	-	-
	4,4-DDE	mg/kg	0.05		-	-	-	-	-	-	-
	a-BHC	mg/kg	0.05	24	-	-	-	-	-	-	-
	Aldrin	mg/kg	0.05	18	-	-	-	-	-	-	-
	Atrazine	mg/kg	0.05	1200	-	-	-	-	-	-	-
	Azinophos methyl	mg/kg	0.05		-	-	-	-	-	-	-
	b-BHC	mg/kg	0.05	8.1	-	-	-	-	-	-	-
	Bentazone	mg/kg			-	-	-	-	-	-	-
	Chlordane (cis)	mg/kg	0.05		-	-	-	-	-	-	-
	Chlordane (trans)	mg/kg	0.05		-	-	-	-	-	-	-
	Chlorfenvinphos	mg/kg	0.05		-	-	-	-	-	-	-
	Chlorotoluron	mg/kg			-	-	-	-	-	-	-
	Chlorpyrifos-methyl	mg/kg	0.05		-	-	-	-	-	-	-
	Cyanazine	mg/kg			-	-	-	-	-	-	-
	d-BHC	mg/kg	0.05		-	-	-	-	-	-	-
	DDD	mg/kg	0.05		-	-	-	-	-	-	-
	DDT	mg/kg	0.05		-	-	-	-	-	-	-
	Chlorothalonil	mg/kg	0.05		-	-	-	-	-	-	-
	Diazinon	mg/kg	0.05		-	-	-	-	-	-	-
	Dichlorvos	mg/kg	0.05	16	-	-	-	-	-	-	-
	Dieldrin	mg/kg	0.05	18	-	-	-	-	-	-	-
	Dimethoate	mg/kg	0.05		-	-	-	-	-	-	-
	Disulfoton	mg/kg	0.05		-	-	-	-	-	-	-
	Diuron	mg/kg			-	-	-	-	-	-	-
	Endosulfan I	mg/kg	0.05	1200	-	-	-	-	-	-	-
	Endosulfan II	mg/kg	0.05		-	-	-	-	-	-	-
	Endosulfan sulphate	mg/kg	0.05		-	-	-	-	-	-	-
	Endrin	mg/kg	0.05		-	-	-	-	-	-	-
	Fenitrothion	mg/kg	0.05		-	-	-	-	-	-	-
	Fenthion	mg/kg	0.05		-	-	-	-	-	-	-
	Fluroxypyr	mg/kg			-	-	-	-	-	-	-
	g-BHC (Lindane)	mg/kg	0.05	8.2	-	-	-	-	-	-	-
	Heptachlor	mg/kg	0.05		-	-	-	-	-	-	-
	Isodrin	mg/kg	0.05		-	-	-	-	-	-	-
	Isoproturon	mg/kg			-	-	-	-	-	-	-
	Linuron	mg/kg			-	-	-	-	-	-	-
	Malathion	mg/kg	0.05		-	-	-	-	-	-	-
	2-Methyl-4-chlorophenoxyacetic acid	mg/kg			-	-	-	-	-	-	-
	2-Methyl-4-Chlorophenoxy Butanoic Acid	mg/kg			-	-	-	-	-	-	-
	Mecoprop	mg/kg			-	-	-	-	-	-	-
	Methoxychlor	mg/kg	0.05		-	-	-	-	-	-	-
	Methyl parathion	mg/kg	0.05		-	-	-	-	-	-	-
	Mevinphos (Phosdrin)	mg/kg	0.05		-	-	-	-	-	-	-
	Nitroguanidine	mg/kg			-	-	-	<0.25	-	-	<0.25
	o,p-DDD	mg/kg	0.05		-	-	-	-	-	-	-
	o,o'-DDE	mg/kg	0.05		-	-	-	-	-	-	-
	o,p-Methoxychlor	mg/kg	0.05		-	-	-	-	-	-	-
	Parathion	mg/kg	0.05		-	-	-	-	-	-	-
	Pendimethalin	mg/kg	0.05		-	-	-	-	-	-	-
	Permethrin	mg/kg	0.05		-	-	-	-	-	-	-

				Location Code	TP01013A	TP01013A	TP01013A	TP01013	TP01013	TP01013	TP01013
				Sample Depth Range	0.45-0.5	0.85-0.9	1.8-1.9	0.05-0.2	0.05-0.05	0.2-0.2	0.2-0.4
				Sampled Date Time	23/10/2019	23/10/2019	23/10/2019	05/09/2019	12/12/2019	12/12/2019	05/09/2019
			LQM S4UL Public Open Space (POS) Residential - 1% SOM (GAC)								
Chem Group	**ChemName**	**output unit**	**EQL**								
	Permethrin II	mg/kg	0.05		-	-	-	-	-	-	-
	Phorate	mg/kg	0.05		-	-	-	-	-	-	-
	Prometryn	mg/kg	0.05		-	-	-	-	-	-	-
	Pronamide	mg/kg	0.05		-	-	-	-	-	-	-
	Propazine	mg/kg	0.05		-	-	-	-	-	-	-
	Simazine	mg/kg	0.05		-	-	-	-	-	-	-
	Terbutryn	mg/kg	0.05		-	-	-	-	-	-	-
	Terbutylazine	mg/kg	0.05		-	-	-	-	-	-	-
	Triadimefon	mg/kg	0.05		-	-	-	-	-	-	-
	Triallate	mg/kg	0.05		-	-	-	-	-	-	-
	Triclopyr	mg/kg			-	-	-	-	-	-	-
	Trifluralin	mg/kg	0.05		-	-	-	-	-	-	-
	Telodrin	mg/kg	0.05		-	-	-	-	-	-	-
Radionuclides	Caesium-137	Bq/kg	1.4		-	-	-	-	3.5	3.5	-
	Protactinium-234m	Bq/kg	140		-	-	-	-	<190	<170	-
	Americium-241	Bq/g	0.0022		-	-	-	-	<0.0022	<0.0047	-
	Beryllium-7	Bq/g	0.016		-	-	-	-	<0.017	<0.017	-
	Cobalt-60	Bq/g	0.0015		-	-	-	-	<0.002	<0.0015	-
	Gross alpha	Bq/kg	54		-	-	-	-	149	158	-
	Gross beta	Bq/kg	87		-	-	-	-	392	386	-
	Lead-210	Bq/kg	22		-	-	-	-	<22	<34	-
	Potassium-40	Bq/kg	2		-	-	-	-	252	235	-
	Radium -224	Bq/g	0.022		-	-	-	-	<0.022	<0.044	-
	Radium-226	Bq/g	0.0005		-	-	-	-	<0.023 - 0.0146	<0.029 - 0.0087	-
	Thorium-228	Bq/g	0.0005		-	-	-	-	0.015	0.0228	-
	Thorium-230	Bq/g	0.0005		-	-	-	-	0.0227	0.0202	-
	Thorium-232	Bq/g	0.0005		-	-	-	-	0.0132	0.0202	-
	Thorium-234	Bq/g	0.025		-	-	-	-	<0.026	<0.037	-
	Uranium-234	Bq/g	0.0005		-	-	-	-	0.0131	0.0156	-
	Uranium-235	Bq/g	0.0005		-	-	-	-	<0.0011	<0.0012	-
SVOC TIC	SVOC TICS - Detect	Detect			-	-	-	-	-	-	-
	SVOC Tentatively Identified Compounds	mg/kg	0.1		-	-	-	-	-	-	-
VOC TIC	VOC Tentatively Identified Compounds	mg/kg	0.05		-	-	-	-	-	-	-
Explosives	2,2,4,4,6,6-Hexanitrostilbene	mg/kg			-	-	-	<0.5	-	-	<0.5
	2,4,6-Trinitrotoluene (TNT)	mg/kg		130	-	-	-	<0.1	-	-	<0.1
	2,4,6-trinitrophenyl	mg/kg			-	-	-	<0.1	-	-	<0.1
	HMX	mg/kg		13000	-	-	-	<2	-	-	<2
	Ethylene glycol dinitrate	mg/kg			-	-	-	<1	-	-	<1
	Nitrocellulose (12% N)	mg/kg			-	-	-	<5000	-	-	<5000
	Nitroglycerine	mg/kg			-	-	-	<1	-	-	<1
	PETN	mg/kg			-	-	-	<5	-	-	<5
	RDX	mg/kg		26000	-	-	-	<2	-	-	<2
	Tetryl	mg/kg			-	-	-	<1	-	-	<1
NA	Actinium-228	Bq/kg	2		-	-	-	-	<8.3	22.3	-
	Caesium-134	Bq/kg	1.7		-	-	-	-	<1.9	<1.9	-
	Bismuth-212	Bq/kg	19		-	-	-	-	<23	<20	-
	Bismuth-214	Bq/kg	2		-	-	-	-	14.8	15.7	-
	Lead-212	Bq/kg	2		-	-	-	-	17	18.9	-
	Lead-214	Bq/kg	2		-	-	-	-	15.6	17.4	-
	Thallium-208	Bq/kg	2		-	-	-	-	6	6.6	-
Other	Temperature	°C			17.2	19.4	16.9	21.4	-	-	21.5
	Conductivity @ 20oC	uS/cm	14		214 - 218	203 - 317	90.1 - 98.1	241 - 252	-	-	226 - 239
	Organic Matter	%	0.35		-	-	-	-	-	-	-
	Moisture Content (dried @35oC)	%			17	18	19	14	-	-	18
	pH (Lab)	pH Units	1		8.28 - 8.67	8.37 - 8.7	8.01 - 9.16	7.86 - 8.49	-	-	8.29 - 8.53
	Total Organic Carbon	%	0.2		0.706	<0.2	<0.2	1.48	-	-	0.707

Environmental Standards Comments
#1:GAC is only presented as speciated chromium. 7.7mg/kg is used for hexavalent. If hexavalent chromium (CrVI) data is available, a value of 1,500mg/kg may be appropriate for the remaining trivalent chromium (CrIII).
#2:C4SL for lead adopted
#3:GAC only presented as speciated mercury. 16mg/kg is used for elemental mercury. If the CSM indicates that elemental mercury is not a CoC and mercury is present in an inorganic form, a value of 120mg/kg for inorganic mercury may be appropriate
#4:Updated S4UL for nickel
#5:S4UL exceeds solubility saturation limit
#6:Criteria derived for Ali>C16-C35 split between Ali>C16-21 & Ali>C21-35. Requires summation of fractions to use Ali>C16-C35 criteria.
#7:Criteria presented is for p-xylene. A separate value is presented for o-xylene.
#8:S4UL based on a threshold protective of direct skin contact with phenol

Key

<0.6	Result MDL exceeds GAC
27.8	Result exceeds GAC

Notes
Where a range is given a determinand has been analysed for by more than one method

				Location_Code	TP01013	TP01014A	TP01014A	TP01014A	TP01014	TP01014	TP01015
				Sample_Depth_Range	0.6-0.8	0.05-0.1	0.7-0.8	1.65-1.7	0.05-0.15	0.05-0.1	0.1-0.3
				Sampled_Date_Time	05/09/2019	24/10/2019	24/10/2019	24/10/2019	03/09/2019	12/12/2019	12/12/2019
				LQM S4UL Public Open Space (POS) Residential - 1% SOM (GAC)							
Chem_Group	**ChemName**	**output unit**	**EQL**								
Metals	Antimony	mg/kg	0.6		-	-	-	-	-	-	-
	Arsenic	mg/kg	0.6	79	6	9.04	10.3	<0.6	10.4	-	-
	Barium	mg/kg	0.6		-	-	-	-	-	-	-
	Beryllium	mg/kg	0.01	2.2	-	-	-	-	-	-	-
	Boron	mg/kg	1	21000	<1	<1	<1	<1	<1	-	-
	Cadmium	mg/kg	0.02	120	0.358	0.637	0.428	0.411	0.553	-	-
	Chromium (hexavalent)	mg/kg	0.6	7.7	<0.6	<0.6	<0.6	<0.6	<0.6	-	-
	Chromium	mg/kg	0.9	[#1]	14.2	24.5	68.5	4.24	30.9	-	-
	Copper	mg/kg	1.4	12000	6.9	19.2	7.46	2.29	2600	-	-
	Lead	mg/kg	0.7	630[#2]	14.8	161	7.73	<0.7	38.4	-	-
	Mercury	mg/kg	0.14	[#3]	<0.14	<0.14	<0.14	<0.14	<0.14	-	-
	Molybdenum	mg/kg	0.1		-	-	-	-	-	-	-
	Nickel	mg/kg	0.2	230[#4]	28	18.6	34.2	11.7	21.7	-	-
	Selenium	mg/kg	1	1100	<1	<1	<1	<1	<1	-	-
	Vanadium	mg/kg	0.2	2000	-	-	-	-	-	-	-
	Zinc	mg/kg	1.9	81000	51.3	79.2	74	29.9	164	-	-
Asbestos	Anthophyllite	Detect			0	0	0	0	0	-	-
	Asbestos Analysts Comments	-			-	-	-	-	-	-	-
	Asbestos PCOM Quantification	%	0.001		-	-	-	-	-	-	-
	Asbestos Quantification Total	%	0.001		-	-	-	-	-	-	-
	Asbestos: Actinolite	Detect			0	0	0	0	0	-	-
	Additional Asbestos Components (Using TM048)	Comment			-	-	-	-	-	-	-
	Crocidolite Asbestos	Detect			0	0	0	0	0	-	-
	Asbestos Gravimetric Quantification	%	0.001		-	-	-	-	-	-	-
	Chrysotile Asbestos	Detect			0	0	0	0	0	-	-
	Amosite Asbestos	Detect			0	0	0	0	0	-	-
	Non-Asbestos Fibre	Detect			1	0	0	0	0	-	-
	Tremolite	Detect			0	0	0	0	0	-	-
Inorganics	Alkalinity (total) as CaCO3	mg/kg	10		-	-	-	-	-	-	-
	Ammoniacal Nitrogen as N	mg/kg	12		-	-	-	-	-	-	-
	Cyanide (Free)	mg/kg	1		<1	<1	<1	<1	<1	-	-
	Cyanide Total	mg/kg	1		<1	<1	<1	<1	<1	-	-
	cyanides-complex	mg/kg	1		<1	<1	<1	<1	<1	-	-
	Nitrite (as N)	mg/kg	0.03		-	-	-	-	-	-	-
	Sulphate	mg/kg	200		-	-	-	-	-	-	-
PAH	Naphthalene	mg/kg	0.009	4900	<0.009	<0.009	<0.009	<0.009	<0.009	-	-
	Acenaphthene	mg/kg	0.008	15000	<0.008	0.0559 - 0.266	<0.008	<0.008	<0.008	-	-
	Acenaphthylene	mg/kg	0.012	15000	<0.012	<0.1 - 0.0354	<0.012	<0.012	0.0142	-	-
	Fluoranthene	mg/kg	0.017	3100	<0.017	1.5 - 5.58	<0.017	<0.017	0.406	-	-
	Anthracene	mg/kg	0.016	74000	<0.016	0.201 - 1.04	<0.016	<0.016	0.0262	-	-
	Phenanthrene	mg/kg	0.015	3100	<0.015	0.784 - 4.07	<0.015	<0.015	0.149	-	-
	Fluorene	mg/kg	0.01	9900	<0.01	0.0626 - 0.194	<0.01	<0.01	<0.01	-	-
	Chrysene	mg/kg	0.01	57	<0.01	0.523 - 2.04	<0.01	<0.01	0.192	-	-
	Pyrene	mg/kg	0.015	7400	<0.015	1.23 - 4.8	<0.015	<0.015	0.351	-	-
	Benzo(a)anthracene	mg/kg	0.014	29	<0.014	0.636 - 2.07	<0.014	<0.014	0.198	-	-
	Benzo(b)fluoranthene	mg/kg	0.015	7.1	<0.015	0.776 - 1.1	<0.015	<0.015	0.252	-	-
	Benzo(k)fluoranthene	mg/kg	0.014	190	<0.014	0.356 - 1.59	<0.014	<0.014	0.0875	-	-
	Benzo(a)pyrene	mg/kg	0.015	5.7	<0.015	0.578 - 1.08	<0.015	<0.015	0.215	-	-
	Dibenz(a,h)anthracene	mg/kg	0.023	0.57	<0.023	<0.1 - 0.0729	<0.023	<0.023	0.0272	-	-
	Benzo(g,h,i)perylene	mg/kg	0.024	640	<0.024	0.347 - 0.69	<0.024	<0.024	0.161	-	-
	Indeno(1,2,3-c,d)pyrene	mg/kg	0.018	82	<0.018	0.393 - 0.424	<0.018	<0.018	0.169	-	-
	PAH 16 Total	mg/kg	0.118		<0.118	7.56	<0.118	<0.118	2.25	-	-
TPH CWG	>C5-C6 Aliphatics	mg/kg	0.01	(sol)570000[#5]	-	-	-	-	-	-	-
	>C6-C8 Aliphatics	mg/kg	0.01	600000	-	-	-	-	-	-	-
	>C10-C44 Aliphatics	mg/kg	5		-	-	-	-	-	-	-
	>C10-C44 Aliphatics/Aromatics	mg/kg	10		-	-	-	-	-	-	-
	>C8-C10 Aliphatics	mg/kg	0.01	13000	-	-	-	-	-	-	-
	>C10-C12 Aliphatics	mg/kg	0.01	13000	-	-	-	-	-	-	-
	>C12-C16 Aliphatics	mg/kg	0.1	13000	-	-	-	-	-	-	-
	>C16-C21 Aliphatics	mg/kg	0.1	125000[#6]	-	-	-	-	-	-	-
	>C21-C35 Aliphatics	mg/kg	0.1	125000[#6]	-	-	-	-	-	-	-
	>C35-C44 Aliphatics	mg/kg	0.1	250000	-	-	-	-	-	-	-
	>C5-C10 Aliphatics	mg/kg	0.05		-	-	-	-	-	-	-
	Total Aliphatics >C12-C44	mg/kg	0.1		-	-	-	-	-	-	-
	>EC5-EC10 Aromatics	mg/kg	0.05		-	-	-	-	-	-	-
	>EC6-EC7 Aromatics	mg/kg	0.01		-	-	-	-	-	-	-
	>EC7-EC8 Aromatics	mg/kg	0.01	56000	-	-	-	-	-	-	-
	>EC8-EC10 Aromatics	mg/kg	0.01	5000	-	-	-	-	-	-	-
	>EC10-EC12 Aromatics	mg/kg	0.01	5000	-	-	-	-	-	-	-
	>EC10-EC44 Aromatics	mg/kg	5		-	-	-	-	-	-	-
	>EC12-EC16 Aromatics	mg/kg	0.1	5100	-	-	-	-	-	-	-
	>EC16-EC21 Aromatics	mg/kg	0.1	3800	-	-	-	-	-	-	-
	>EC21-EC35 Aromatics	mg/kg	0.1	3800	-	-	-	-	-	-	-
	>EC35-EC44 Aromatics	mg/kg	0.1	3800	-	-	-	-	-	-	-
	>EC40-EC44 Aromatics	mg/kg	0.1		-	-	-	-	-	-	-
	>EC12-EC44 Aromatics	mg/kg	0.1		-	-	-	-	-	-	-
	TPH Aliphatics & Aromatics >C5-44	mg/kg	0.1		-	-	-	-	-	-	-
TPH	>C5-C6	mg/kg	0.02		<0.02	<0.02	<0.02	<0.02	<0.02	-	-

				Location Code	TP01013	TP01014A	TP01014A	TP01014A	TP01014	TP01014	TP01015
				Sample Depth Range	0.6-0.8	0.05-0.1	0.7-0.8	1.65-1.7	0.05-0.15	0.05-0.1	0.1-0.3
				Sampled Date Time	05/09/2019	24/10/2019	24/10/2019	24/10/2019	03/09/2019	12/12/2019	12/12/2019
				LQM S4UL Public Open Space (POS) Residential - 1% SOM (GAC)							
Chem_Group	**ChemName**	**output unit**	**EQL**								
	>C6-C7	mg/kg	0.02		<0.02	<0.02	<0.02	<0.02	<0.02	-	-
	>C7-C8	mg/kg	0.02		<0.02	<0.02	<0.02	<0.02	<0.02	-	-
	>C8-C10	mg/kg	0.02		<0.02	<0.02	<0.02	<0.02	<0.02	-	-
	>C10-C12	mg/kg	0.02		<0.02	<0.02	<0.02	<0.02	<0.02	-	-
	>C12-C16	mg/kg	35		<35	<35	<35	<35	<35	-	-
	>C16-C21	mg/kg	35		<35	<35	<35	<35	<35	-	-
	>C21-C28	mg/kg	35		<35	<35	<35	<35	<35	-	-
	>C28-C35	mg/kg	35		<35	<35	<35	<35	<35	-	-
	>C35-C40	mg/kg	35		<35	<35	<35	<35	<35	-	-
	GRO >C5-10	mg/kg	0.02		-	-	-	-	-	-	-
	TPH >C6-C40	mg/kg	10		-	-	-	-	-	-	-
	EPH>C5-40	mg/kg	35		<35	38.8	<35	<35	44.4	-	-
	EPH >C10-40	mg/kg	35		<35	38.8	<35	<35	44.4	-	-
	GRO >C5-12	mg/kg	0.1		<0.1	<0.1	<0.1	<0.1	<0.1	-	-
	Total Petroleum Hydrocarbons	mg/kg	35		-	-	-	-	-	-	-
BTEX and MTBE	Benzene	mg/kg	0.009	72	<0.18	<0.009	<0.009	<0.009	<0.18	-	-
	Toluene	mg/kg	0.007	56000	<0.14	<0.007	<0.007	<0.007	<0.14	-	-
	Ethylbenzene	mg/kg	0.004	24000	<0.08	<0.004	<0.004	<0.004	<0.08	-	-
	Xylene (m & p)	mg/kg	0.01	41000[#7]	<0.2	<0.01	<0.01	<0.01	<0.2	-	-
	Xylene (o)	mg/kg	0.01	41000	<0.2	<0.01	<0.01	<0.01	<0.2	-	-
	Xylene Total	mg/kg	0.02		-	-	-	-	-	-	-
	MTBE	mg/kg	0.01		<0.2	<0.01	<0.01	<0.01	<0.2	-	-
	Total BTEX	mg/kg	0.04		<0.8	<0.04	<0.04	<0.04	<0.8	-	-
VOC	Styrene	mg/kg	0.01		-	<0.01	-	-	-	-	-
	cis-1,3-dichloropropene	mg/kg	0.01		-	<0.01	-	-	-	-	-
	trans-1,3-dichloropropene	mg/kg	0.01		-	<0.01	-	-	-	-	-
	1,1,1,2-tetrachloroethane	mg/kg	0.01	1400	-	<0.01	-	-	-	-	-
	1,1,1-trichloroethane	mg/kg	0.007	140000	-	<0.007	-	-	-	-	-
	1,1,2,2-tetrachloroethane	mg/kg	0.01	1400	-	<0.01	-	-	-	-	-
	1,1,2-trichloroethane	mg/kg	0.01		-	<0.01	-	-	-	-	-
	1,1-dichloroethane	mg/kg	0.008		-	<0.008	-	-	-	-	-
	1,1-dichloroethene	mg/kg	0.01		-	<0.01	-	-	-	-	-
	1,1-dichloropropene	mg/kg	0.01		-	<0.01	-	-	-	-	-
	1,2,3-trichloropropane	mg/kg	0.016		-	<0.016	-	-	-	-	-
	1,2,4-trimethylbenzene	mg/kg	0.009		-	<0.009	-	-	-	-	-
	1,2-dibromo-3-chloropropane	mg/kg	0.014		-	<0.014	-	-	-	-	-
	1,2-dibromoethane	mg/kg	0.01		-	<0.01	-	-	-	-	-
	1,2-dichloroethane	mg/kg	0.005	29	-	<0.005	-	-	-	-	-
	1,2-dichloropropane	mg/kg	0.01		-	<0.01	-	-	-	-	-
	1,3,5-trimethylbenzene	mg/kg	0.008		-	<0.008	-	-	-	-	-
	1,3-dichloropropane	mg/kg	0.007		-	<0.007	-	-	-	-	-
	2,2-dichloropropane	mg/kg	0.01		-	<0.01	-	-	-	-	-
	2-chlorotoluene	mg/kg	0.009		-	<0.009	-	-	-	-	-
	4-chlorotoluene	mg/kg	0.01		-	<0.01	-	-	-	-	-
	Bromobenzene	mg/kg	0.01		-	<0.01	-	-	-	-	-
	Bromochloromethane	mg/kg	0.01		-	<0.01	-	-	-	-	-
	Bromodichloromethane	mg/kg	0.007		-	<0.007	-	-	-	-	-
	Bromoform	mg/kg	0.01		-	<0.01	-	-	-	-	-
	Bromomethane	mg/kg	0.01		-	<0.01	-	-	-	-	-
	Carbon disulfide	mg/kg	0.007	11000	-	<0.007	-	-	-	-	-
	Carbon tetrachloride	mg/kg	0.01	890	-	<0.01	-	-	-	-	-
	Chlorodibromomethane	mg/kg	0.01		-	<0.01	-	-	-	-	-
	Chloroethane	mg/kg	0.01		-	<0.01	-	-	-	-	-
	Chloroform	mg/kg	0.008	2500	-	<0.008	-	-	-	-	-
	Chloromethane	mg/kg	0.007		-	<0.007	-	-	-	-	-
	cis-1,2-dichloroethene	mg/kg	0.006		-	<0.006	-	-	-	-	-
	Dibromomethane	mg/kg	0.009		-	<0.009	-	-	-	-	-
	Dichlorodifluoromethane	mg/kg	0.006		-	<0.006	-	-	-	-	-
	Dichloromethane	mg/kg	0.01		-	<0.01	-	-	-	-	-
	Isopropylbenzene	mg/kg	0.005		-	<0.005	-	-	-	-	-
	n-butylbenzene	mg/kg	0.011		-	<0.011	-	-	-	-	-
	n-propylbenzene	mg/kg	0.01		-	<0.01	-	-	-	-	-
	p-isopropyltoluene	mg/kg	0.01		-	<0.01	-	-	-	-	-
	sec-butylbenzene	mg/kg	0.01		-	<0.01	-	-	-	-	-
	Trichloroethene	mg/kg	0.009	120	-	<0.009	-	-	-	-	-
	tert-butylbenzene	mg/kg	0.014		-	<0.014	-	-	-	-	-
	Tetrachloroethene	mg/kg	0.005	1400	-	<0.005	-	-	-	-	-
	trans-1,2-dichloroethene	mg/kg	0.01		-	<0.01	-	-	-	-	-
	Trichlorofluoromethane	mg/kg	0.006		-	<0.006	-	-	-	-	-
	Vinyl chloride	mg/kg	0.006	3.5	-	<0.006	-	-	-	-	-
	tert-Amyl methyl ether	mg/kg	0.01		-	<0.01	-	-	-	-	-
VOC/SVOC	1,2,3-trichlorobenzene	mg/kg	0.02	1800	-	<0.02	-	-	-	-	-
	1,2,4-trichlorobenzene	mg/kg	0.02	15000	-	<0.02	-	-	-	-	-
	1,2-dichlorobenzene	mg/kg	0.01	90000	-	<0.01	-	-	-	-	-
	1,3,5-Trichlorobenzene	mg/kg	0.02	1700	-	<0.02	-	-	-	-	-
	1,3-dichlorobenzene	mg/kg	0.008	300	-	<0.008	-	-	-	-	-
	1,4-dichlorobenzene	mg/kg	0.005	17000	-	<0.005	-	-	-	-	-

				Location Code	TP01013	TP01014A	TP01014A	TP01014A	TP01014	TP01014	TP01015
				Sample Depth Range	0.6-0.8	0.05-0.1	0.7-0.8	1.65-1.7	0.05-0.15	0.05-0.1	0.1-0.3
				Sampled Date Time	05/09/2019	24/10/2019	24/10/2019	24/10/2019	03/09/2019	12/12/2019	12/12/2019
				LQM S4UL Public Open Space (POS) Residential - 1% SOM (GAC)							
Chem_Group	**ChemName**	**output unit**	**EQL**								
	Chlorobenzene	mg/kg	0.005	11000	-	<0.005	-	-	-	-	-
	Hexachlorobutadiene	mg/kg	0.02	25	-	<0.02	-	-	-	-	-
SVOC	4-bromophenyl phenyl ether	mg/kg	0.1		-	<0.1	-	-	-	-	-
	4-nitroaniline	mg/kg	0.1		-	<0.1	-	-	-	-	-
	4-nitrophenol	mg/kg	0.1		-	<0.1	-	-	-	-	-
	2,4,5-trichlorophenol	mg/kg	0.1		-	<0.1	-	-	-	-	-
	2,4,6-trichlorophenol	mg/kg	0.1		-	<0.1	-	-	-	-	-
	2,4-dichlorophenol	mg/kg	0.1		-	<0.1	-	-	-	-	-
	2,4-dimethylphenol	mg/kg	0.1		-	<0.1	-	-	-	-	-
	2,4-dinitrotoluene	mg/kg	0.1		-	<0.1	-	-	<1	-	-
	2,6-dinitrotoluene	mg/kg	0.1		-	<0.1	-	-	<1	-	-
	2-chloronaphthalene	mg/kg	0.1		-	<0.1	-	-	-	-	-
	2-chlorophenol	mg/kg	0.1		-	<0.1	-	-	-	-	-
	2-methylnaphthalene	mg/kg	0.1		-	<0.1	-	-	-	-	-
	2-methylphenol	mg/kg	0.1		-	<0.1	-	-	-	-	-
	2-nitroaniline	mg/kg	0.1		-	<0.1	-	-	-	-	-
	2-nitrophenol	mg/kg	0.1		-	<0.1	-	-	-	-	-
	3-nitroaniline	mg/kg	0.1		-	<0.1	-	-	-	-	-
	4-chloro-3-methylphenol	mg/kg	0.1		-	<0.1	-	-	-	-	-
	4-chloroaniline	mg/kg	0.1		-	<0.1	-	-	-	-	-
	4-chlorophenyl phenyl ether	mg/kg	0.1		-	<0.1	-	-	-	-	-
	4-methylphenol	mg/kg	0.1		-	<0.1	-	-	-	-	-
	Azobenzene	mg/kg	0.1		-	<0.1	-	-	-	-	-
	Bis(2-chloroethoxy) methane	mg/kg	0.1		-	<0.1	-	-	-	-	-
	Bis(2-chloroethyl)ether	mg/kg	0.1		-	<0.1	-	-	-	-	-
	Bis(2-chloroisopropyl) ether	mg/kg	0.1		-	<0.1	-	-	-	-	-
	Bis(2-ethylhexyl) phthalate	mg/kg	0.1		-	<0.1	-	-	-	-	-
	Butyl benzyl phthalate	mg/kg	0.1		-	<0.1	-	-	-	-	-
	Carbazole	mg/kg	0.1		-	0.23	-	-	-	-	-
	Dibenzofuran	mg/kg	0.1		-	0.157	-	-	-	-	-
	Diethylphthalate	mg/kg	0.1		-	<0.1	-	-	-	-	-
	Dimethyl phthalate	mg/kg	0.1		-	<0.1	-	-	-	-	-
	Di-n-butyl phthalate	mg/kg	0.1		-	<0.1	-	-	-	-	-
	Di-n-octyl phthalate	mg/kg	0.1		-	<0.1	-	-	-	-	-
	Hexachlorobenzene	mg/kg	0.05	16	-	<0.1	-	-	-	-	-
	Hexachlorocyclopentadiene	mg/kg	0.1		-	<0.1	-	-	-	-	-
	Hexachloroethane	mg/kg	0.1		-	<0.1	-	-	-	-	-
	Isophorone	mg/kg	0.1		-	<0.1	-	-	-	-	-
	Nitrobenzene	mg/kg	0.1		-	<0.1	-	-	-	-	-
	N-nitrosodi-n-propylamine	mg/kg	0.1		-	<0.1	-	-	-	-	-
	Pentachloronitrobenzene	mg/kg	0.05		-	-	-	-	-	-	-
	Pentachlorophenol	mg/kg	0.1	60	-	<0.1	-	-	-	-	-
PCB	Heptachlorobiphenyl, 2,3,3,4,4,5,5- (PCB 189)	mg/kg	0.003		-	-	-	-	-	-	-
	Hexachlorobiphenyl, 2,3,3,4,4,5- (PCB 156)	mg/kg	0.003		-	-	-	-	-	-	-
	Hexachlorobiphenyl, 2,3,3,4,4,5- (PCB 157)	mg/kg	0.003		-	-	-	-	-	-	-
	Hexachlorobiphenyl, 2,3,4,4,5,5- (PCB 167)	mg/kg	0.003		-	-	-	-	-	-	-
	Hexachlorobiphenyl, 3,3,4,4,5,5- (PCB 169)	mg/kg	0.003		-	-	-	-	-	-	-
	PCB 101	mg/kg	0.003		-	-	-	-	-	-	-
	PCB 118	mg/kg	0.003		-	-	-	-	-	-	-
	PCB 138	mg/kg	0.003		-	-	-	-	-	-	-
	PCB 153	mg/kg	0.003		-	-	-	-	-	-	-
	PCB 180	mg/kg	0.003		-	-	-	-	-	-	-
	PCB 28	mg/kg	0.003		-	-	-	-	-	-	-
	PCB 52	mg/kg	0.003		-	-	-	-	-	-	-
	Pentachlorobiphenyl, 2,3,3,4,4- (PCB 105)	mg/kg	0.003		-	-	-	-	-	-	-
	Pentachlorobiphenyl, 2,3,4,4,5- (PCB 114)	mg/kg	0.003		-	-	-	-	-	-	-
	Pentachlorobiphenyl, 2,3,4,4,5- (PCB 123)	mg/kg	0.003		-	-	-	-	-	-	-
	Pentachlorobiphenyl, 3,3,4,4,5- (PCB 126)	mg/kg	0.003		-	-	-	-	-	-	-
	Tetrachlorobiphenyl, 3,3,4,4- (PCB 77)	mg/kg	0.003		-	-	-	-	-	-	-
	Tetrachlorobiphenyl, 3,4,4,5- (PCB 81)	mg/kg	0.003		-	-	-	-	-	-	-
	Total PCB 7 Congeners	mg/kg	0.021		-	-	-	-	-	-	-
	Total PCB WHO 12	mg/kg	0.036		-	-	-	-	-	-	-
Phenolics	Xylenols	mg/kg	0.015		<0.015	<0.015	<0.015	<0.015	<0.015	-	-
	Cresol Total	mg/kg	0.01		<0.01	<0.01	<0.01	<0.01	0.0113	-	-
	Phenol	mg/kg	0.01	(dir)760[#8]	<0.01	<0.01	<0.01	<0.01	<0.01	-	-
	Phenols Monohydric	mg/kg	0.035		<0.035	<0.035	<0.035	<0.035	<0.035	-	-
Organotins	Dibutyltin	mg/kg			-	-	-	-	-	-	-
	Monophenyltin	mg/kg			-	-	-	-	-	-	-
	Diphenyltin	mg/kg			-	-	-	-	-	-	-
	Monobutyltin	mg/kg			-	-	-	-	-	-	-
	Tetrabutyltin	mg/kg			-	-	-	-	-	-	-
	Tributyltin	mg/kg			-	-	-	-	-	-	-
	Triphenyltin	mg/kg			-	-	-	-	-	-	-
Pesticides	Heptachlor epoxide	mg/kg	0.05		-	-	-	-	-	-	-
	Tecnazene	mg/kg	0.05		-	-	-	-	-	-	-
	2,4,5-TP (Silvex)	mg/kg			-	-	-	-	-	-	-
	Hedonal	mg/kg			-	-	-	-	-	-	-

				Location Code	TP01013	TP01014A	TP01014A	TP01014A	TP01014	TP01014	TP01015
				Sample Depth Range	0.6-0.8	0.05-0.1	0.7-0.8	1.65-1.7	0.05-0.15	0.05-0.1	0.1-0.3
				Sampled Date Time	05/09/2019	24/10/2019	24/10/2019	24/10/2019	03/09/2019	12/12/2019	12/12/2019
				LQM S4UL Public Open Space (POS) Residential - 1% SOM (GAC)							
Chem_Group	**ChemName**	**output unit**	**EQL**								
	2,4-DDT	mg/kg	0.05		-	-	-	-	-	-	-
	2,4-Dichlorprop	mg/kg			-	-	-	-	-	-	-
	4-(2,4-Dichlorophenoxy)butyric Acid (2,4-DB)	mg/kg			-	-	-	-	-	-	-
	4,4-DDE	mg/kg	0.05		-	-	-	-	-	-	-
	a-BHC	mg/kg	0.05	24	-	-	-	-	-	-	-
	Aldrin	mg/kg	0.05	18	-	-	-	-	-	-	-
	Atrazine	mg/kg	0.05	1200	-	-	-	-	-	-	-
	Azinophos methyl	mg/kg	0.05		-	-	-	-	-	-	-
	b-BHC	mg/kg	0.05	8.1	-	-	-	-	-	-	-
	Bentazone	mg/kg			-	-	-	-	-	-	-
	Chlordane (cis)	mg/kg	0.05		-	-	-	-	-	-	-
	Chlordane (trans)	mg/kg	0.05		-	-	-	-	-	-	-
	Chlorfenvinphos	mg/kg	0.05		-	-	-	-	-	-	-
	Chlorotoluron	mg/kg			-	-	-	-	-	-	-
	Chlorpyrifos-methyl	mg/kg	0.05		-	-	-	-	-	-	-
	Cyanazine	mg/kg			-	-	-	-	-	-	-
	d-BHC	mg/kg	0.05		-	-	-	-	-	-	-
	DDD	mg/kg	0.05		-	-	-	-	-	-	-
	DDT	mg/kg	0.05		-	-	-	-	-	-	-
	Chlorothalonil	mg/kg	0.05		-	-	-	-	-	-	-
	Diazinon	mg/kg	0.05		-	-	-	-	-	-	-
	Dichlorvos	mg/kg	0.05	16	-	-	-	-	-	-	-
	Dieldrin	mg/kg	0.05	18	-	-	-	-	-	-	-
	Dimethoate	mg/kg	0.05		-	-	-	-	-	-	-
	Disulfoton	mg/kg	0.05		-	-	-	-	-	-	-
	Diuron	mg/kg			-	-	-	-	-	-	-
	Endosulfan I	mg/kg	0.05	1200	-	-	-	-	-	-	-
	Endosulfan II	mg/kg	0.05		-	-	-	-	-	-	-
	Endosulfan sulphate	mg/kg	0.05		-	-	-	-	-	-	-
	Endrin	mg/kg	0.05		-	-	-	-	-	-	-
	Fenitrothion	mg/kg	0.05		-	-	-	-	-	-	-
	Fenthion	mg/kg	0.05		-	-	-	-	-	-	-
	Fluroxypyr	mg/kg			-	-	-	-	-	-	-
	g-BHC (Lindane)	mg/kg	0.05	8.2	-	-	-	-	-	-	-
	Heptachlor	mg/kg	0.05		-	-	-	-	-	-	-
	Isodrin	mg/kg	0.05		-	-	-	-	-	-	-
	Isoproturon	mg/kg			-	-	-	-	-	-	-
	Linuron	mg/kg			-	-	-	-	-	-	-
	Malathion	mg/kg	0.05		-	-	-	-	-	-	-
	2-Methyl-4-chlorophenoxyacetic acid	mg/kg			-	-	-	-	-	-	-
	2-Methyl-4-Chlorophenoxy Butanoic Acid	mg/kg			-	-	-	-	-	-	-
	Mecoprop	mg/kg			-	-	-	-	-	-	-
	Methoxychlor	mg/kg	0.05		-	-	-	-	-	-	-
	Methyl parathion	mg/kg	0.05		-	-	-	-	-	-	-
	Mevinphos (Phosdrin)	mg/kg	0.05		-	-	-	-	-	-	-
	Nitroguanidine	mg/kg			-	<0.25	-	-	<0.25	-	-
	o,p-DDD	mg/kg	0.05		-	-	-	-	-	-	-
	o,p'-DDE	mg/kg	0.05		-	-	-	-	-	-	-
	o,p-Methoxychlor	mg/kg	0.05		-	-	-	-	-	-	-
	Parathion	mg/kg	0.05		-	-	-	-	-	-	-
	Pendimethalin	mg/kg	0.05		-	-	-	-	-	-	-
	Permethrin	mg/kg	0.05		-	-	-	-	-	-	-

				Location Code	TP01013	TP01014A	TP01014A	TP01014A	TP01014	TP01014	TP01015
				Sample Depth Range	0.6-0.8	0.05-0.1	0.7-0.8	1.65-1.7	0.05-0.15	0.05-0.1	0.1-0.3
				Sampled Date Time	05/09/2019	24/10/2019	24/10/2019	24/10/2019	03/09/2019	12/12/2019	12/12/2019
				LQM S4UL Public Open Space (POS) Residential - 1% SOM (GAC)							
Chem_Group	**ChemName**	**output unit**	**EQL**								
	Permethrin II	mg/kg	0.05		-	-	-	-	-	-	-
	Phorate	mg/kg	0.05		-	-	-	-	-	-	-
	Prometryn	mg/kg	0.05		-	-	-	-	-	-	-
	Pronamide	mg/kg	0.05		-	-	-	-	-	-	-
	Propazine	mg/kg	0.05		-	-	-	-	-	-	-
	Simazine	mg/kg	0.05		-	-	-	-	-	-	-
	Terbutryn	mg/kg	0.05		-	-	-	-	-	-	-
	Terbutylazine	mg/kg	0.05		-	-	-	-	-	-	-
	Triadimefon	mg/kg	0.05		-	-	-	-	-	-	-
	Triallate	mg/kg	0.05		-	-	-	-	-	-	-
	Tricloovr	mg/kg			-	-	-	-	-	-	-
	Trifluralin	mg/kg	0.05		-	-	-	-	-	-	-
	Telodrin	mg/kg	0.05		-	-	-	-	-	-	-
Radionuclides	Caesium-137	Bq/kg	1.4		-	-	-	-	-	<1.6	<1.7
	Protactinium-234m	Bq/kg	140		-	-	-	-	-	<160	<160
	Americium-241	Bq/g	0.0022		-	-	-	-	-	<0.0028	<0.003
	Beryllium-7	Bq/g	0.016		-	-	-	-	-	<0.016	<0.016
	Cobalt-60	Bq/g	0.0015		-	-	-	-	-	<0.0016	<0.0017
	Gross alpha	Bq/kg	54		-	-	-	-	-	140	289
	Gross beta	Bq/kg	87		-	-	-	-	-	356	550
	Lead-210	Bq/kg	22		-	-	-	-	-	<28	<29
	Potassium-40	Bq/kg	2		-	-	-	-	-	255	320
	Radium -224	Bq/g	0.022		-	-	-	-	-	<0.031	<0.036
	Radium-226	Bq/g	0.0005		-	-	-	-	-	<0.023 - 0.0072	<0.025 - 0.0112
	Thorium-228	Bq/g	0.0005		-	-	-	-	-	0.0116	0.0201
	Thorium-230	Bq/g	0.0005		-	-	-	-	-	0.0162	0.0218
	Thorium-232	Bq/g	0.0005		-	-	-	-	-	0.0141	0.0195
	Thorium-234	Bq/g	0.025		-	-	-	-	-	<0.029	<0.031
	Uranium-234	Bq/g	0.0005		-	-	-	-	-	0.0126	0.0155
	Uranium-235	Bq/g	0.0005		-	-	-	-	-	<0.0011	<0.0016 - 0.0017
SVOC TIC	SVOC TICS - Detect	Detect			-	0	-	-	-	-	-
	SVOC Tentatively Identified Compounds	mg/kg	0.1		-	<1	-	-	-	-	-
VOC TIC	VOC Tentatively Identified Compounds	mg/kg	0.05		-	-	-	-	-	-	-
Explosives	2,2,4,4,6,6-Hexanitrostilbene	mg/kg			-	<0.5	-	-	<0.5	-	-
	2,4,6-Trinitrotoluene (TNT)	mg/kg		130	-	<0.1	-	-	<0.1	-	-
	2,4,6-trinitrophenyl	mg/kg			-	<0.1	-	-	<0.1	-	-
	HMX	mg/kg		13000	-	<2	-	-	<2	-	-
	Ethylene glycol dinitrate	mg/kg			-	<1	-	-	<1	-	-
	Nitrocellulose (12% N)	mg/kg			-	<5000	-	-	<5000	-	-
	Nitroglycerine	mg/kg			-	<1	-	-	<1	-	-
	PETN	mg/kg			-	<5	-	-	<5	-	-
	RDX	mg/kg		26000	-	<2	-	-	<2	-	-
	Tetryl	mg/kg			-	<1	-	-	<1	-	-
NA	Actinium-228	Bq/kg	2		-	-	-	-	-	18.6	25.5
	Caesium-134	Bq/kg	1.7		-	-	-	-	-	<1.7	<1.8
	Bismuth-212	Bq/kg	19		-	-	-	-	-	<19	<21
	Bismuth-214	Bq/kg	2		-	-	-	-	-	12.8	19.2
	Lead-212	Bq/kg	2		-	-	-	-	-	16.4	21.7
	Lead-214	Bq/kg	2		-	-	-	-	-	14.5	22.1
	Thallium-208	Bq/kg	2		-	-	-	-	-	5.7	7.3
Other	Temperature	°C			22.1	15.6	18.6	17.8	22	-	-
	Conductivity @ 20oC	uS/cm	14		144 - 163	294 - 321	163 - 191	109 - 110	252 - 265	-	-
	Organic Matter	%	0.35		-	-	-	-	-	-	-
	Moisture Content (dried @35oC)	%			11	18	15	19	12	-	-
	pH (Lab)	pH Units	1		7.69 - 8.66	7.9 - 8.74	8.41 - 8.81	8.13 - 8.87	8.06 - 8.26	-	-
	Total Organic Carbon	%	0.2		0.275	2.33	<0.2	<0.2	1.26	-	-

Environmental Standards Comments
#1:GAC is only presented as speciated chromium. 7.7mg/kg is used for hexavalent. If hexavalent chromium (CrVI) data is available, a value of 1,500mg/kg may be appropriate for the remaining trivalent chromium (CrIII).
#2:C4SL for lead adopted
#3:GAC only presented as speciated mercury. 16mg/kg is used for elemental mercury. If the CSM indicates that elemental mercury is not a CoC and mercury is present in an inorganic form, a value of 120mg/kg for inorganic mercury may be appropriate
#4:Updated S4UL for nickel
#5:S4UL exceeds solubility saturation limit
#6:Criteria derived for Ali>C16-C35 split between Ali>C16-21 & Ali>C21-35. Requires summation of fractions to use Ali>C16-C35 criteria.
#7:Criteria presented is for p-xylene. A separate value is presented for o-xylene.
#8:S4UL based on a threshold protective of direct skin contact with phenol

Key

<0.6	Result MDL exceeds GAC
27.8	Result exceeds GAC

Notes
Where a range is given a determinand has been analysed for by more than one method

				Location Code	TP01015	TP01015	TP01018	TP01018	TP01018	TP02001	TP02001
				Sample Depth Range	0.1-0.3	1.5-1.6	0.05-0.1	0.4-0.5	0.8-0.9	0.05-0.05	0.05-0.05
				Sampled Date Time	11/09/2019	11/09/2019	05/11/2019	05/11/2019	05/11/2019	30/04/2020	30/04/2020
				LQM S4UL Public Open Space (POS) Residential - 1% SOM (GAC)							
Chem_Group	**ChemName**	**output unit**	**EQL**								
Metals	Antimony	mg/kg	0.6		-	-	2.27	<0.6	-	<0.6	0.614
	Arsenic	mg/kg	0.6	79	12.4	1.65	15.1	<0.6	20.1	9.16	10.7
	Barium	mg/kg	0.6	-	-	-	-	-	-	-	-
	Beryllium	mg/kg	0.01	2.2	-	-	-	-	-	-	-
	Boron	mg/kg	1	21000	<1	<1	<1	<1	<1	<1	<1
	Cadmium	mg/kg	0.02	120	0.842	0.302	0.341	0.247	0.209	0.396	0.519
	Chromium (hexavalent)	mg/kg	0.6	7.7	<0.6	<0.6	<0.6	<0.6	<0.6	<0.6	<0.6
	Chromium	mg/kg	0.9	[#1]	36.2	<0.9	23	1.13	20.8	22.6	27.5
	Copper	mg/kg	1.4	12000	16.1	1.64	37.1	<1.4	16.2	17.6	18.9
	Lead	mg/kg	0.7	630[#2]	36.6	<0.7	126	<0.7	73.3	31.8	40.9
	Mercury	mg/kg	0.14	[#3]	0.168	<0.14	<0.14	<0.14	<0.14	<0.14	<0.14
	Molybdenum	mg/kg	0.1		-	-	0.678	<0.1	-	0.663	0.52
	Nickel	mg/kg	0.2	230[#4]	33.2	7.82	20.1	3.46	19.4	26.8	27.2
	Selenium	mg/kg	1	1100	<1	<1	<1	<1	<1	<1	<1
	Vanadium	mg/kg	0.2	2000	-	-	33.9	1.91	-	38.2	37.5
	Zinc	mg/kg	1.9	81000	90.9	12.9	153	9.43	70.7	72.6	101
Asbestos	Anthophyllite	Detect			0	0	0	0	0	0	0
	Asbestos Analysts Comments	-			-	-	-	-	-	-	-
	Asbestos PCOM Quantification	%	0.001		-	-	-	-	-	-	-
	Asbestos Quantification Total	%	0.001		-	-	-	-	-	-	-
	Asbestos: Actinolite	Detect			0	0	0	0	0	0	0
	Additional Asbestos Components (Using TM048)	Comment			-	-	-	-	-	-	-
	Crocidolite Asbestos	Detect			0	0	0	0	0	0	0
	Asbestos Gravimetric Quantification	%	0.001		-	-	-	-	-	-	-
	Chrysotile Asbestos	Detect			0	0	0	0	0	0	0
	Amosite Asbestos	Detect			0	0	0	0	0	0	0
	Non-Asbestos Fibre	Detect			0	0	0	1	0	0	0
	Tremolite	Detect			0	0	0	0	0	0	0
Inorganics	Alkalinity (total) as CaCO3	mg/kg	10		-	-	-	-	-	-	-
	Ammoniacal Nitrogen as N	mg/kg	12		-	-	-	-	-	<12	<12
	Cyanide (Free)	mg/kg	1		<1	<1	<1	<1	<1	<1	<1
	Cyanide Total	mg/kg	1		<1	<1	<1	<1	<1	<1	<1
	cyanides-complex	mg/kg	1		<1	<1	<1	<1	<1	<1	<1
	Nitrite (as N)	mg/kg	0.03		-	-	-	-	-	-	-
	Sulphate	mg/kg	200		-	-	-	-	-	-	-
PAH	Naphthalene	mg/kg	0.009	4900	<0.009	<0.009	<0.013	<0.009	<0.013	<0.009	<0.009
	Acenaphthene	mg/kg	0.008	15000	<0.008	<0.008	<0.5 - 0.184	<0.008	<0.2 - 0.126	0.017	0.0319
	Acenaphthylene	mg/kg	0.012	15000	<0.1 - 0.0202	<0.012	<0.12	<0.012	<0.12	0.0242	0.0163
	Fluoranthene	mg/kg	0.017	3100	0.275 - 0.426	<0.017	3.7 - 6.33	<0.1 - 0.293	1.65 - 11.5	0.907	0.804
	Anthracene	mg/kg	0.016	74000	<0.1 - 0.0255	<0.016	<0.5 - 1.04	<0.1 - 0.0243	<0.2 - 1.29	0.0464	0.0571
	Phenanthrene	mg/kg	0.015	3100	0.11 - 0.24	<0.015	1.62 - 3.18	<0.1 - 0.114	0.661 - 4.04	0.381	0.447
	Fluorene	mg/kg	0.01	9900	<0.01	<0.01	<0.5 - 0.22	<0.01	<0.1	0.0131	0.0219
	Chrysene	mg/kg	0.01	57	0.118 - 0.197	<0.01	1.82 - 2.63	<0.1 - 0.14	0.986 - 4.51	0.391	0.324
	Pyrene	mg/kg	0.015	7400	0.233 - 0.339	<0.015	3.41 - 4.71	<0.1 - 0.215	1.49 - 10	0.751	0.658
	Benzo(a)anthracene	mg/kg	0.014	29	0.132 - 0.153	<0.014	1.41 - 2.66	<0.1 - 0.129	0.683 - 5.66	0.348	0.287
	Benzo(b)fluoranthene	mg/kg	0.015	7.1	0.109 - 0.201	<0.015	1.18 - 3.87	<0.1 - 0.217	0.75 - 6.71	0.479	0.243
	Benzo(k)fluoranthene	mg/kg	0.014	190	0.0891 - 0.153	<0.014	1.18 - 1.24	<0.1 - 0.0715	0.784 - 2.12	0.154	0.153
	Benzo(a)pyrene	mg/kg	0.015	5.7	0.142 - 0.173	<0.015	1.55 - 2.38	<0.1 - 0.135	0.818 - 4.62	0.388	0.322
	Dibenz(a,h)anthracene	mg/kg	0.023	0.57	<0.023	<0.023	<0.5 - 0.383	<0.023	<0.2 - 0.413	0.0522	0.0414
	Benzo(g,h,i)perylene	mg/kg	0.024	640	<0.1 - 0.135	<0.024	1.11 - 1.74	<0.1 - 0.112	0.594 - 3.06	0.284	0.226
	Indeno(1,2,3-c,d)pyrene	mg/kg	0.018	82	<0.1 - 0.129	<0.018	0.891 - 1.6	<0.1 - 0.0908	0.526 - 3.38	0.307	0.242
	PAH 16 Total	mg/kg	0.118		1.64	<0.118	32.1	1.54	57.5	4.54	3.88
TPH CWG	>C5-C6 Aliphatics	mg/kg	0.01	(sol)570000[#5]	-	-	<0.01	<0.01	-	<0.01	<0.01
	>C6-C8 Aliphatics	mg/kg	0.01	600000	-	-	<0.01	<0.01	-	<0.01	<0.01
	>C10-C44 Aliphatics	mg/kg	5		-	-	6.89	<5	-	9.76	5.35
	>C10-C44 Aliphatics/Aromatics	mg/kg	10		-	-	110	<10	-	44.9	15
	>C8-C10 Aliphatics	mg/kg	0.01	13000	-	-	<0.01	<0.01	-	<0.01	<0.01
	>C10-C12 Aliphatics	mg/kg	0.01	13000	-	-	<1	<1	-	<1	<1
	>C12-C16 Aliphatics	mg/kg	0.1	13000	-	-	<1	<1	-	<1	<1
	>C16-C21 Aliphatics	mg/kg	0.1	125000[#6]	-	-	<1	<1	-	<1	<1
	>C21-C35 Aliphatics	mg/kg	0.1	125000[#6]	-	-	5.84	<1	-	9.12	5.02
	>C35-C44 Aliphatics	mg/kg	0.1	250000	-	-	<1	<1	-	<1	<1
	>C5-C10 Aliphatics	mg/kg	0.05		-	-	<0.05	<0.05	-	<0.05	<0.05
	Total Aliphatics >C12-C44	mg/kg	0.1		-	-	-	-	-	-	-
	>EC5-EC10 Aromatics	mg/kg	0.05		-	-	<0.05	<0.05	-	<0.05	<0.05
	>EC6-EC7 Aromatics	mg/kg	0.01		-	-	<0.01	<0.01	-	<0.01	<0.01
	>EC7-EC8 Aromatics	mg/kg	0.01	56000	-	-	<0.01	<0.01	-	<0.01	<0.01
	>EC8-EC10 Aromatics	mg/kg	0.01	5000	-	-	<0.01	<0.01	-	<0.01	<0.01
	>EC10-EC12 Aromatics	mg/kg	0.01	5000	-	-	<1	<1	-	<1	<1
	>EC10-EC44 Aromatics	mg/kg	5		-	-	103	<5	-	35.2	9.62
	>EC12-EC16 Aromatics	mg/kg	0.1	5100	-	-	<1	<1	-	<1	<1
	>EC16-EC21 Aromatics	mg/kg	0.1	3800	-	-	12.9	<1	-	9.8	1.47
	>EC21-EC35 Aromatics	mg/kg	0.1	3800	-	-	69.8	1.65	-	22.4	7.15
	>EC35-EC44 Aromatics	mg/kg	0.1	3800	-	-	19.9	<1	-	2.86	<1
	>EC40-EC44 Aromatics	mg/kg	0.1		-	-	4.53	<1	-	<1	<1
	>EC12-EC44 Aromatics	mg/kg	0.1		-	-	-	-	-	-	-
	TPH Aliphatics & Aromatics >C5-44	mg/kg	0.1		-	-	110	<10	-	44.9	15
TPH	>C5-C6	mg/kg	0.02		<0.02	<0.02	-	-	<0.02	-	-

				Location Code	TP01015	TP01015	TP01018	TP01018	TP01018	TP02001	TP02001
				Sample Depth Range	0.1-0.3	1.5-1.6	0.05-0.1	0.4-0.5	0.8-0.9	0.05-0.05	0.05-0.05
				Sampled Date Time	11/09/2019	11/09/2019	05/11/2019	05/11/2019	05/11/2019	30/04/2020	30/04/2020
				LQM S4UL Public Open Space (POS) Residential - 1% SOM (GAC)							
Chem_Group	ChemName	output unit	EQL								
	>C6-C7	mg/kg	0.02		<0.02	<0.02	-	-	<0.02	-	-
	>C7-C8	mg/kg	0.02		<0.02	<0.02	-	-	<0.02	-	-
	>C8-C10	mg/kg	0.02		<0.02	<0.02	-	-	<0.02	-	-
	>C10-C12	mg/kg	0.02		<0.02	<0.02	-	-	<0.02	-	-
	>C12-C16	mg/kg	35		<35	<35	-	-	<35	-	-
	>C16-C21	mg/kg	35		<35	<35	-	-	85.1	-	-
	>C21-C28	mg/kg	35		<35	<35	-	-	190	-	-
	>C28-C35	mg/kg	35		<35	<35	-	-	129	-	-
	>C35-C40	mg/kg	35		<35	<35	-	-	62.9	-	-
	GRO >C5-10	mg/kg	0.02		-	-	<0.02	<0.02	-	<0.02	<0.02
	TPH >C6-C40	mg/kg	10		-	-	-	-	-	-	-
	EPH>C5-40	mg/kg	35		37.4	<35	-	-	472	-	-
	EPH >C10-40	mg/kg	35		37.4	<35	-	-	472	-	-
	GRO >C5-12	mg/kg	0.1		<0.1	<0.1	-	-	<0.1	-	-
	Total Petroleum Hydrocarbons	mg/kg	35		-	-	-	-	-	-	-
BTEX and MTBE	Benzene	mg/kg	0.009	72	<0.009	<0.009	<0.009	<0.009	<0.009	<0.18	<0.009
	Toluene	mg/kg	0.007	56000	<0.007	<0.007	<0.007	<0.007	<0.007	<0.14	<0.007
	Ethylbenzene	mg/kg	0.004	24000	<0.004	<0.004	<0.004	<0.004	<0.004	<0.08	<0.004
	Xylene (m & p)	mg/kg	0.01	41000[#7]	<0.01	<0.01	<0.01	<0.01	<0.01	<0.2	<0.01
	Xylene (o)	mg/kg	0.01	41000	<0.01	<0.01	<0.01	<0.01	<0.01	<0.2	<0.01
	Xylene Total	mg/kg	0.02		-	-	<0.02	<0.02	-	<0.4	<0.02
	MTBE	mg/kg	0.01		<0.01	<0.01	<0.01	<0.01	<0.01	<0.2	<0.01
	Total BTEX	mg/kg	0.04		<0.04	<0.04	<0.04	<0.04	<0.04	<0.8	<0.04
VOC	Styrene	mg/kg	0.01		<0.01	-	<0.01	<0.01	<0.01	-	-
	cis-1,3-dichloropropene	mg/kg	0.01		<0.01	-	<0.01	<0.01	<0.01	-	-
	trans-1,3-dichloropropene	mg/kg	0.01		<0.01	-	<0.01	<0.01	<0.01	-	-
	1,1,1,2-tetrachloroethane	mg/kg	0.01	1400	<0.01	-	<0.01	<0.01	<0.01	-	-
	1,1,1-trichloroethane	mg/kg	0.007	140000	<0.007	-	<0.007	<0.007	<0.007	-	-
	1,1,2,2-tetrachloroethane	mg/kg	0.01	1400	<0.01	-	<0.01	<0.01	<0.01	-	-
	1,1,2-trichloroethane	mg/kg	0.01		<0.01	-	<0.01	<0.01	<0.01	-	-
	1,1-dichloroethane	mg/kg	0.008		<0.008	-	<0.008	<0.008	<0.008	-	-
	1,1-dichloroethene	mg/kg	0.01		<0.01	-	<0.01	<0.01	<0.01	-	-
	1,1-dichloropropene	mg/kg	0.01		<0.01	-	<0.01	<0.01	<0.01	-	-
	1,2,3-trichloropropane	mg/kg	0.016		<0.016	-	<0.016	<0.016	<0.016	-	-
	1,2,4-trimethylbenzene	mg/kg	0.009		<0.009	-	<0.009	<0.009	<0.009	-	-
	1,2-dibromo-3-chloropropane	mg/kg	0.014		<0.014	-	<0.014	<0.014	<0.014	-	-
	1,2-dibromoethane	mg/kg	0.01		<0.01	-	<0.01	<0.01	<0.01	-	-
	1,2-dichloroethane	mg/kg	0.005	29	<0.005	-	<0.005	<0.005	<0.005	-	-
	1,2-dichloropropane	mg/kg	0.01		<0.01	-	<0.01	<0.01	<0.01	-	-
	1,3,5-trimethylbenzene	mg/kg	0.008		<0.008	-	<0.008	<0.008	<0.008	-	-
	1,3-dichloropropane	mg/kg	0.007		<0.007	-	<0.007	<0.007	<0.007	-	-
	2,2-dichloropropane	mg/kg	0.01		<0.01	-	<0.01	<0.01	<0.01	-	-
	2-chlorotoluene	mg/kg	0.009		<0.009	-	<0.009	<0.009	<0.009	-	-
	4-chlorotoluene	mg/kg	0.01		<0.01	-	<0.01	<0.01	<0.01	-	-
	Bromobenzene	mg/kg	0.01		<0.01	-	<0.01	<0.01	<0.01	-	-
	Bromochloromethane	mg/kg	0.01		<0.01	-	<0.01	<0.01	<0.01	-	-
	Bromodichloromethane	mg/kg	0.007		<0.007	-	<0.007	<0.007	<0.007	-	-
	Bromoform	mg/kg	0.01		<0.01	-	<0.01	<0.01	<0.01	-	-
	Bromomethane	mg/kg	0.01		<0.01	-	<0.01	<0.01	<0.01	-	-
	Carbon disulfide	mg/kg	0.007	11000	<0.007	-	<0.007	<0.007	<0.007	-	-
	Carbon tetrachloride	mg/kg	0.01	890	<0.01	-	<0.01	<0.01	<0.01	-	-
	Chlorodibromomethane	mg/kg	0.01		<0.01	-	<0.01	<0.01	<0.01	-	-
	Chloroethane	mg/kg	0.01		<0.01	-	<0.01	<0.01	<0.01	-	-
	Chloroform	mg/kg	0.008	2500	<0.008	-	<0.008	<0.008	<0.008	-	-
	Chloromethane	mg/kg	0.007		<0.007	-	<0.007	<0.007	<0.007	-	-
	cis-1,2-dichloroethene	mg/kg	0.006		<0.006	-	<0.006	<0.006	<0.006	-	-
	Dibromomethane	mg/kg	0.009		<0.009	-	<0.009	<0.009	<0.009	-	-
	Dichlorodifluoromethane	mg/kg	0.006		<0.006	-	<0.006	<0.006	<0.006	-	-
	Dichloromethane	mg/kg	0.01		<0.01	-	<0.01	<0.01	<0.01	-	-
	Isopropylbenzene	mg/kg	0.005		<0.005	-	<0.005	<0.005	<0.005	-	-
	n-butylbenzene	mg/kg	0.011		<0.011	-	<0.011	<0.011	<0.011	-	-
	n-propylbenzene	mg/kg	0.01		<0.01	-	<0.01	<0.01	<0.01	-	-
	p-isopropyltoluene	mg/kg	0.01		<0.01	-	<0.01	<0.01	<0.01	-	-
	sec-butylbenzene	mg/kg	0.01		<0.01	-	<0.01	<0.01	<0.01	-	-
	Trichloroethene	mg/kg	0.009	120	<0.009	-	<0.009	<0.009	<0.009	-	-
	tert-butylbenzene	mg/kg	0.014		<0.014	-	<0.014	<0.014	<0.014	-	-
	Tetrachloroethene	mg/kg	0.005	1400	<0.005	-	<0.005	<0.005	<0.005	-	-
	trans-1,2-dichloroethene	mg/kg	0.01		<0.01	-	<0.01	<0.01	<0.01	-	-
	Trichlorofluoromethane	mg/kg	0.006		<0.006	-	<0.006	<0.006	<0.006	-	-
	Vinyl chloride	mg/kg	0.006	3.5	<0.006	-	<0.006	<0.006	<0.006	-	-
	tert-Amyl methyl ether	mg/kg	0.01		<0.01	-	<0.01	<0.01	<0.01	-	-
VOC/SVOC	1,2,3-trichlorobenzene	mg/kg	0.02	1800	<0.02	-	<0.02	<0.02	<0.02	-	-
	1,2,4-trichlorobenzene	mg/kg	0.02	15000	<0.02	-	<0.02	<0.02	<0.02	-	-
	1,2-dichlorobenzene	mg/kg	0.01	90000	<0.01	-	<0.01	<0.01	<0.01	-	-
	1,3,5-Trichlorobenzene	mg/kg	0.02	1700	<0.02	-	<0.02	<0.02	<0.02	-	-
	1,3-dichlorobenzene	mg/kg	0.008	300	<0.008	-	<0.008	<0.008	<0.008	-	-
	1,4-dichlorobenzene	mg/kg	0.005	17000	<0.005	-	<0.005	<0.005	<0.005	-	-

				Location Code	TP01015	TP01015	TP01018	TP01018	TP01018	TP02001	TP02001
				Sample Depth Range	0.1-0.3	1.5-1.6	0.05-0.1	0.4-0.5	0.8-0.9	0.05-0.05	0.05-0.05
				Sampled Date Time	11/09/2019	11/09/2019	05/11/2019	05/11/2019	05/11/2019	30/04/2020	30/04/2020
				LQM S4UL Public Open Space (POS) Residential - 1% SOM (GAC)							
Chem_Group	ChemName	output unit	EQL								
	Chlorobenzene	mg/kg	0.005	11000	<0.005	-	<0.005	<0.005	<0.005	-	-
	Hexachlorobutadiene	mg/kg	0.02	25	<0.02	-	<0.02	<0.02	<0.02	-	-
SVOC	4-bromophenyl phenyl ether	mg/kg	0.1		<0.1	-	<0.5	<0.1	<0.2	-	-
	4-nitroaniline	mg/kg	0.1		<0.1	-	<0.5	<0.1	<0.2	-	-
	4-nitrophenol	mg/kg	0.1		<0.1	-	<0.5	<0.1	<0.2	-	-
	2,4,5-trichlorophenol	mg/kg	0.1		<0.1	-	<0.5	<0.1	<0.2	<0.01	<0.01
	2,4,6-trichlorophenol	mg/kg	0.1		<0.1	-	<0.5	<0.1	<0.2	-	-
	2,4-dichlorophenol	mg/kg	0.1		<0.1	-	<0.5	<0.1	<0.2	-	-
	2,4-dimethylphenol	mg/kg	0.1		<0.1	-	<0.5	<0.1	<0.2	-	-
	2,4-dinitrotoluene	mg/kg	0.1		<0.1	-	<0.5	<0.1	<0.2	-	-
	2,6-dinitrotoluene	mg/kg	0.1		<0.1	-	<0.5	<0.1	<0.2	-	-
	2-chloronaphthalene	mg/kg	0.1		<0.1	-	<0.5	<0.1	<0.2	-	-
	2-chlorophenol	mg/kg	0.1		<0.1	-	<0.5	<0.1	<0.2	-	-
	2-methylnaphthalene	mg/kg	0.1		<0.1	-	<0.5	<0.1	<0.2	-	-
	2-methylphenol	mg/kg	0.1		<0.1	-	<0.5	<0.1	<0.2	-	-
	2-nitroaniline	mg/kg	0.1		<0.1	-	<0.5	<0.1	<0.2	-	-
	2-nitrophenol	mg/kg	0.1		<0.1	-	<0.5	<0.1	<0.2	-	-
	3-nitroaniline	mg/kg	0.1		<0.1	-	<0.5	<0.1	<0.2	-	-
	4-chloro-3-methylphenol	mg/kg	0.1		<0.1	-	<0.5	<0.1	<0.2	-	-
	4-chloroaniline	mg/kg	0.1		<0.1	-	<0.5	<0.1	<0.2	-	-
	4-chlorophenyl phenyl ether	mg/kg	0.1		<0.1	-	<0.5	<0.1	<0.2	-	-
	4-methylphenol	mg/kg	0.1		<0.1	-	<0.5	<0.1	<0.2	-	-
	Azobenzene	mg/kg	0.1		<0.1	-	<0.5	<0.1	<0.2	-	-
	Bis(2-chloroethoxy) methane	mg/kg	0.1		<0.1	-	<0.5	<0.1	<0.2	-	-
	Bis(2-chloroethyl)ether	mg/kg	0.1		<0.1	-	<0.5	<0.1	<0.2	-	-
	Bis(2-chloroisopropyl) ether	mg/kg	0.1		<0.1	-	<0.5	<0.1	<0.2	-	-
	Bis(2-ethylhexyl) phthalate	mg/kg	0.1		<0.1	-	<0.5	<0.1	<0.2	-	-
	Butyl benzyl phthalate	mg/kg	0.1		<0.1	-	<0.5	<0.1	<0.2	-	-
	Carbazole	mg/kg	0.1		<0.1	-	<0.5	<0.1	<0.2	-	-
	Dibenzofuran	mg/kg	0.1		<0.1	-	<0.5	<0.1	<0.2	-	-
	Diethylphthalate	mg/kg	0.1		<0.1	-	<0.5	<0.1	<0.2	-	-
	Dimethyl phthalate	mg/kg	0.1		<0.1	-	<0.5	<0.1	<0.2	-	-
	Di-n-butyl phthalate	mg/kg	0.1		<0.1	-	<0.5	<0.1	<0.2	-	-
	Di-n-octyl phthalate	mg/kg	0.1		<0.1	-	<0.5	<0.1	<0.2	-	-
	Hexachlorobenzene	mg/kg	0.05	16	<0.1	-	<0.5	<0.1	<0.2	<0.1	<0.05
	Hexachlorocyclopentadiene	mg/kg	0.1		<0.1	-	<0.5	<0.1	<0.2	-	-
	Hexachloroethane	mg/kg	0.1		<0.1	-	<0.5	<0.1	<0.2	-	-
	Isophorone	mg/kg	0.1		<0.1	-	<0.5	<0.1	<0.2	-	-
	Nitrobenzene	mg/kg	0.1		<0.1	-	<0.5	<0.1	<0.2	-	-
	N-nitrosodi-n-propylamine	mg/kg	0.1		<0.1	-	<0.5	<0.1	<0.2	-	-
	Pentachloronitrobenzene	mg/kg	0.05		-	-	-	-	-	-	-
	Pentachlorophenol	mg/kg	0.1	60	<0.1	-	<0.5	<0.1	<0.2	-	-
PCB	Heptachlorobiphenyl, 2,3,3,4,4,5,5- (PCB 189)	mg/kg	0.003		-	-	-	-	-	<0.003	<0.003
	Hexachlorobiphenyl, 2,3,3,4,4,5- (PCB 156)	mg/kg	0.003		-	-	-	-	-	<0.003	<0.003
	Hexachlorobiphenyl, 2,3,3,4,4,5- (PCB 157)	mg/kg	0.003		-	-	-	-	-	<0.003	<0.003
	Hexachlorobiphenyl, 2,3,4,4,5,5- (PCB 167)	mg/kg	0.003		-	-	-	-	-	<0.003	<0.003
	Hexachlorobiphenyl, 3,3,4,4,5,5- (PCB 169)	mg/kg	0.003		-	-	-	-	-	<0.003	<0.003
	PCB 101	mg/kg	0.003		-	-	-	-	-	<0.003	<0.003
	PCB 118	mg/kg	0.003		-	-	-	-	-	<0.003	<0.003
	PCB 138	mg/kg	0.003		-	-	-	-	-	<0.003	<0.003
	PCB 153	mg/kg	0.003		-	-	-	-	-	<0.003	<0.003
	PCB 180	mg/kg	0.003		-	-	-	-	-	<0.003	<0.003
	PCB 28	mg/kg	0.003		-	-	-	-	-	<0.003	<0.003
	PCB 52	mg/kg	0.003		-	-	-	-	-	<0.003	<0.003
	Pentachlorobiphenyl, 2,3,3,4,4- (PCB 105)	mg/kg	0.003		-	-	-	-	-	<0.003	<0.003
	Pentachlorobiphenyl, 2,3,4,4,5- (PCB 114)	mg/kg	0.003		-	-	-	-	-	<0.003	<0.003
	Pentachlorobiphenyl, 2,3,4,4,5- (PCB 123)	mg/kg	0.003		-	-	-	-	-	<0.003	<0.003
	Pentachlorobiphenyl, 3,3,4,4,5- (PCB 126)	mg/kg	0.003		-	-	-	-	-	<0.003	<0.003
	Tetrachlorobiphenyl, 3,3,4,4- (PCB 77)	mg/kg	0.003		-	-	-	-	-	<0.003	<0.003
	Tetrachlorobiphenyl, 3,4,4,5- (PCB 81)	mg/kg	0.003		-	-	-	-	-	<0.003	<0.003
	Total PCB 7 Congeners	mg/kg	0.021		-	-	-	-	-	<0.021	<0.021
	Total PCB WHO 12	mg/kg	0.036		-	-	-	-	-	<0.036	<0.036
Phenolics	Xylenols	mg/kg	0.015		<0.015	<0.015	<0.015	<0.015	<0.015	<0.015	<0.015
	Cresol Total	mg/kg	0.01		0.0109	<0.01	<0.01	<0.01	<0.01	<0.01	0.0244
	Phenol	mg/kg	0.01	(dir)760[#B]	<0.01	<0.01	<0.01	<0.01	<0.01	<0.01	<0.01
	Phenols Monohydric	mg/kg	0.035		<0.035	<0.035	<0.035	<0.035	<0.035	<0.035	<0.035
Organotins	Dibutyltin	mg/kg			-	-	-	-	-	-	-
	Monophenyltin	mg/kg			-	-	-	-	-	<0.02	<0.02
	Diphenyltin	mg/kg			-	-	-	-	-	-	-
	Monobutyltin	mg/kg			-	-	-	-	-	-	-
	Tetrabutyltin	mg/kg			-	-	-	-	-	-	-
	Tributyltin	mg/kg			-	-	-	-	-	<0.02	<0.02
	Triphenyltin	mg/kg			-	-	-	-	-	-	-
Pesticides	Heptachlor epoxide	mg/kg	0.05		-	-	-	-	-	<0.1	<0.05
	Tecnazene	mg/kg	0.05		-	-	-	-	-	-	-
	2,4,5-TP (Silvex)	mg/kg			-	-	-	-	-	<0.01	<0.01
	Hedonal	mg/kg			-	-	-	-	-	<0.01	<0.01

				Location Code	TP01015	TP01015	TP01018	TP01018	TP01018	TP02001	TP02001
				Sample Depth Range	0.1-0.3	1.5-1.6	0.05-0.1	0.4-0.5	0.8-0.9	0.05-0.05	0.05-0.05
				Sampled Date Time	11/09/2019	11/09/2019	05/11/2019	05/11/2019	05/11/2019	30/04/2020	30/04/2020
				LQM S4UL Public Open Space (POS) Residential - 1% SOM (GAC)							
Chem_Group	ChemName	output unit	EQL								
	2,4-DDT	mg/kg	0.05		-	-	-	-	-	<0.1	<0.05
	2,4-Dichlorprop	mg/kg			-	-	-	-	-	<0.01	<0.01
	4-(2,4-Dichlorophenoxy)butyric Acid (2,4-DB)	mg/kg			-	-	-	-	-	<0.01	<0.01
	4,4-DDE	mg/kg	0.05		-	-	-	-	-	<0.1	<0.05
	a-BHC	mg/kg	0.05	24	-	-	-	-	-	<0.1	<0.05
	Aldrin	mg/kg	0.05	18	-	-	-	-	-	<0.1	<0.05
	Atrazine	mg/kg	0.05	1200	-	-	-	-	-	<0.1	<0.05
	Azinophos methyl	mg/kg	0.05		-	-	-	-	-	<0.1	<0.05
	b-BHC	mg/kg	0.05	8.1	-	-	-	-	-	<0.1	<0.05
	Bentazone	mg/kg			-	-	-	-	-	<0.01	<0.01
	Chlordane (cis)	mg/kg	0.05		-	-	-	-	-	<0.1	<0.05
	Chlordane (trans)	mg/kg	0.05		-	-	-	-	-	<0.1	<0.05
	Chlorfenvinphos	mg/kg	0.05		-	-	-	-	-	<0.1	<0.05
	Chlorotoluron	mg/kg			-	-	-	-	-	<0.01	<0.01
	Chlorpyrifos-methyl	mg/kg	0.05		-	-	-	-	-	<0.1	<0.05
	Cyanazine	mg/kg			-	-	-	-	-	<0.01	<0.01
	d-BHC	mg/kg	0.05		-	-	-	-	-	<0.1	<0.05
	DDD	mg/kg	0.05		-	-	-	-	-	<0.1	<0.05
	DDT	mg/kg	0.05		-	-	-	-	-	<0.2	<0.1
	Chlorothalonil	mg/kg	0.05		-	-	-	-	-	-	-
	Diazinon	mg/kg	0.05		-	-	-	-	-	<0.1	<0.05
	Dichlorvos	mg/kg	0.05	16	-	-	-	-	-	<0.1	<0.05
	Dieldrin	mg/kg	0.05	18	-	-	-	-	-	<0.1	<0.05
	Dimethoate	mg/kg	0.05		-	-	-	-	-	<0.1	<0.05
	Disulfoton	mg/kg	0.05		-	-	-	-	-	-	-
	Diuron	mg/kg			-	-	-	-	-	<0.01	<0.01
	Endosulfan I	mg/kg	0.05	1200	-	-	-	-	-	<0.1	<0.05
	Endosulfan II	mg/kg	0.05		-	-	-	-	-	<0.1	<0.05
	Endosulfan sulphate	mg/kg	0.05		-	-	-	-	-	-	-
	Endrin	mg/kg	0.05		-	-	-	-	-	<0.1	<0.05
	Fenitrothion	mg/kg	0.05		-	-	-	-	-	<0.1	<0.05
	Fenthion	mg/kg	0.05		-	-	-	-	-	<0.1	<0.05
	Fluroxypyr	mg/kg			-	-	-	-	-	<0.01	<0.01
	g-BHC (Lindane)	mg/kg	0.05	8.2	-	-	-	-	-	<0.1	<0.05
	Heptachlor	mg/kg	0.05		-	-	-	-	-	<0.1	<0.05
	Isodrin	mg/kg	0.05		-	-	-	-	-	<0.1	<0.05
	Isoproturon	mg/kg			-	-	-	-	-	<0.01	<0.01
	Linuron	mg/kg			-	-	-	-	-	<0.01	<0.01
	Malathion	mg/kg	0.05		-	-	-	-	-	<0.1	<0.05
	2-Methyl-4-chlorophenoxyacetic acid	mg/kg			-	-	-	-	-	<0.01	<0.01
	2-Methyl-4-Chlorophenoxy Butanoic Acid	mg/kg			-	-	-	-	-	<0.01	<0.01
	Mecoprop	mg/kg			-	-	-	-	-	<0.01	<0.01
	Methoxychlor	mg/kg	0.05		-	-	-	-	-	<0.1	<0.05
	Methyl parathion	mg/kg	0.05		-	-	-	-	-	<0.1	<0.05
	Mevinphos (Phosdrin)	mg/kg	0.05		-	-	-	-	-	<0.1	<0.05
	Nitroquanidine	mg/kg			<0.25	-	-	-	-	-	-
	o,p-DDD	mg/kg	0.05		-	-	-	-	-	<0.1	<0.05
	o,p'-DDE	mg/kg	0.05		-	-	-	-	-	<0.1	<0.05
	o,p-Methoxychlor	mg/kg	0.05		-	-	-	-	-	-	-
	Parathion	mg/kg	0.05		-	-	-	-	-	<0.1	<0.05
	Pendimethalin	mg/kg	0.05		-	-	-	-	-	<0.1	<0.05
	Permethrin	mg/kg	0.05		-	-	-	-	-	-	-

				Location Code	TP01015	TP01015	TP01018	TP01018	TP01018	TP02001	TP02001
				Sample Depth Range	0.1-0.3	1.5-1.6	0.05-0.1	0.4-0.5	0.8-0.9	0.05-0.05	0.05-0.05
				Sampled Date Time	11/09/2019	11/09/2019	05/11/2019	05/11/2019	05/11/2019	30/04/2020	30/04/2020
				LQM S4UL Public Open Space (POS) Residential - 1% SOM (GAC)							
Chem Group	**ChemName**	**output unit**	**EQL**								
	Permethrin II	mg/kg	0.05		-	-	-	-	-	-	-
	Phorate	mg/kg	0.05		-	-	-	-	-	<0.1	<0.05
	Prometryn	mg/kg	0.05		-	-	-	-	-	<0.1	<0.05
	Pronamide	mg/kg	0.05		-	-	-	-	-	<0.1	<0.05
	Propazine	mg/kg	0.05		-	-	-	-	-	<0.1	<0.05
	Simazine	mg/kg	0.05		-	-	-	-	-	<0.1	<0.05
	Terbutryn	mg/kg	0.05		-	-	-	-	-	<0.1	<0.05
	Terbutylazine	mg/kg	0.05		-	-	-	-	-	<0.1	<0.05
	Triadimefon	mg/kg	0.05		-	-	-	-	-	<0.1	<0.05
	Triallate	mg/kg	0.05		-	-	-	-	-	-	-
	Tricloovr	mg/kg			-	-	-	-	-	<0.01	<0.01
	Trifluralin	mg/kg	0.05		-	-	-	-	-	<0.1	<0.05
	Telodrin	mg/kg	0.05		-	-	-	-	-	-	-
Radionuclides	Caesium-137	Bq/kg	1.4		-	-	-	-	-	-	-
	Protactinium-234m	Bq/kg	140		-	-	-	-	-	-	-
	Americium-241	Bq/g	0.0022		-	-	-	-	-	-	-
	Beryllium-7	Bq/g	0.016		-	-	-	-	-	-	-
	Cobalt-60	Bq/g	0.0015		-	-	-	-	-	-	-
	Gross alpha	Bq/kg	54		-	-	-	-	-	-	-
	Gross beta	Bq/kg	87		-	-	-	-	-	-	-
	Lead-210	Bq/kg	22		-	-	-	-	-	-	-
	Potassium-40	Bq/kg	2		-	-	-	-	-	-	-
	Radium -224	Bq/g	0.022		-	-	-	-	-	-	-
	Radium-226	Bq/g	0.0005		-	-	-	-	-	-	-
	Thorium-228	Bq/g	0.0005		-	-	-	-	-	-	-
	Thorium-230	Bq/g	0.0005		-	-	-	-	-	-	-
	Thorium-232	Bq/g	0.0005		-	-	-	-	-	-	-
	Thorium-234	Bq/g	0.025		-	-	-	-	-	-	-
	Uranium-234	Bq/g	0.0005		-	-	-	-	-	-	-
	Uranium-235	Bq/g	0.0005		-	-	-	-	-	-	-
SVOC TIC	SVOC TICS - Detect	Detect			0	-	0	0	0	-	-
	SVOC Tentatively Identified Compounds	mg/kg	0.1		<1	-	<5	<1	<2	-	-
VOC TIC	VOC Tentatively Identified Compounds	mg/kg	0.05		-	-	-	-	-	-	-
Explosives	2,2,4,4,6,6-Hexanitrostilbene	mg/kg			<0.5	-	-	-	-	-	-
	2,4,6-Trinitrotoluene (TNT)	mg/kg		130	<0.1	-	-	-	-	-	-
	2,4,6-trinitrophenyl	mg/kg			<0.1	-	-	-	-	-	-
	HMX	mg/kg		13000	<2	-	-	-	-	-	-
	Ethylene glycol dinitrate	mg/kg			<1	-	-	-	-	-	-
	Nitrocellulose (12% N)	mg/kg			<5000	-	-	-	-	-	-
	Nitroglycerine	mg/kg			<1	-	-	-	-	-	-
	PETN	mg/kg			<5	-	-	-	-	-	-
	RDX	mg/kg		26000	<2	-	-	-	-	-	-
	Tetryl	mg/kg			<1	-	-	-	-	-	-
NA	Actinium-228	Bq/kg	2		-	-	-	-	-	-	-
	Caesium-134	Bq/kg	1.7		-	-	-	-	-	-	-
	Bismuth-212	Bq/kg	19		-	-	-	-	-	-	-
	Bismuth-214	Bq/kg	2		-	-	-	-	-	-	-
	Lead-212	Bq/kg	2		-	-	-	-	-	-	-
	Lead-214	Bq/kg	2		-	-	-	-	-	-	-
	Thallium-208	Bq/kg	2		-	-	-	-	-	-	-
Other	Temperature	°C			20.5	20.3	16.9	17.5	14.3	17.7 - 19.1	15.6 - 19
	Conductivity @ 20oC	uS/cm	14		221 - 281	88.7 - 96	301 - 309	283 - 286	173 - 182	116 - 381	122 - 403
	Organic Matter	%	0.35		-	-	-	-	-	-	-
	Moisture Content (dried @35oC)	%			8.9	19	8	15	11	12	18
	pH (Lab)	pH Units	1		8.12 - 8.47	7.81 - 8.8	8.42 - 8.73	8.34 - 9.31	8.29 - 8.36	8.16 - 8.48	8.13 - 8.47
	Total Organic Carbon	%	0.2		1.1	<0.2	1.92	<0.2	1.18	2.38	3.13

Environmental Standards Comments
#1:GAC is only presented as speciated chromium. 7.7mg/kg is used for hexavalent. If hexavalent chromium (CrVI) data is available, a value of 1,500mg/kg may be appropriate for the remaining trivalent chromium (CrIII).
#2:C4SL for lead adopted
#3:GAC only presented as speciated mercury. 16mg/kg is used for elemental mercury. If the CSM indicates that elemental mercury is not a CoC and mercury is present in an inorganic form, a value of 120mg/kg for inorganic mercury may be appropriate
#4:Updated S4UL for nickel
#5:S4UL exceeds solubility saturation limit
#6:Criteria derived for Ali>C16-C35 split between Ali>C16-21 & Ali>C21-35. Requires summation of fractions to use Ali>C16-C35 criteria.
#7:Criteria presented is for p-xylene. A separate value is presented for o-xylene.
#8:S4UL based on a threshold protective of direct skin contact with phenol

Key

<0.6	Result MDL exceeds GAC
27.8	Result exceeds GAC

Notes
Where a range is given a determinand has been analysed for by more than one method

				Location Code	TP02001	TP02001	TP02002A	TP02002A	TP02002A	TP02002	TP02002
				Sample Depth Range	0.3-0.4	0.6-0.7	0.05-0.05	0.05-0.05	0.35-0.35	0.05-0.05	0.4-0.4
				Sampled Date Time	30/04/2020	30/04/2020	05/05/2020	05/05/2020	05/05/2020	21/04/2020	21/04/2020
				LQM S4UL Public Open Space (POS) Residential - 1% SOM (GAC)							
Chem_Group	**ChemName**	**output unit**	**EQL**								
Metals	Antimony	mg/kg	0.6		<0.6	<0.6	-	-	<0.6	1.33	0.834
	Arsenic	mg/kg	0.6	79	4.93	<0.6	8.87	8.86	4.89	7.91	5.45
	Barium	mg/kg	0.6		-	-	-	-	-	-	-
	Beryllium	mg/kg	0.01	2.2	-	-	-	-	-	-	-
	Boron	mg/kg	1	21000	<1	<1	1.17	1.39	1.65	1.03	<1
	Cadmium	mg/kg	0.02	120	0.344	0.206	0.671	0.718	0.704	0.573	0.398
	Chromium (hexavalent)	mg/kg	0.6	7.7	<0.6	<0.6	<0.6	<0.6	<0.6	<0.6	<0.6
	Chromium	mg/kg	0.9	#1	17.3	1.42	27.6	29.2	18.7	28.5	19.8
	Copper	mg/kg	1.4	12000	13.6	<1.4	15.1	15.3	9.61	14.5	10.3
	Lead	mg/kg	0.7	630#2	7.79	<0.7	35.4	37.1	12.4	28.3	10.4
	Mercury	mg/kg	0.14	#3	<0.14	<0.14	<0.14	<0.14	<0.14	<0.14	<0.14
	Molybdenum	mg/kg	0.1		<0.1	<0.1	-	-	<0.1	<0.1	<0.1
	Nickel	mg/kg	0.2	230#4	16.5	3.78	17.8	17.7	17.5	18.5	17.2
	Selenium	mg/kg	1	1100	<1	<1	<1	<1	<1	<1	<1
	Vanadium	mg/kg	0.2	2000	24.7	2.84	-	-	26.3	31.2	30
	Zinc	mg/kg	1.9	81000	55.3	11.5	107	95.4	65.4	83.3	59.7
Asbestos	Anthophyllite	Detect			0	0	0	0	0	0	0
	Asbestos Analysts Comments	-			-	-	-	-	-	-	-
	Asbestos PCOM Quantification	%	0.001		-	-	-	-	-	-	-
	Asbestos Quantification Total	%	0.001		-	-	-	-	-	-	-
	Asbestos: Actinolite	Detect			0	0	0	0	0	0	0
	Additional Asbestos Components (Using TM048)	Comment			-	-	-	-	-	-	-
	Crocidolite Asbestos	Detect			0	0	0	0	0	0	0
	Asbestos Gravimetric Quantification	%	0.001		-	-	-	-	-	-	-
	Chrysotile Asbestos	Detect			0	0	0	0	0	0	0
	Amosite Asbestos	Detect			0	0	0	0	0	0	0
	Non-Asbestos Fibre	Detect			0	0	0	0	0	0	0
	Tremolite	Detect			0	0	0	0	0	0	0
Inorganics	Alkalinity (total) as CaCO3	mg/kg	10		-	-	-	-	-	-	-
	Ammoniacal Nitrogen as N	mg/kg	12		14.8	<12	-	-	-	<12	<12
	Cyanide (Free)	mg/kg	1		<1	<1	<1	<1	<1	<1	<1
	Cyanide Total	mg/kg	1		<1	<1	<1	<1	<1	<1	<1
	cyanides-complex	mg/kg	1		<1	<1	<1	<1	<1	<1	<1
	Nitrite (as N)	mg/kg	0.03		-	-	-	-	-	-	-
	Sulphate	mg/kg	200		-	-	-	-	-	-	-
PAH	Naphthalene	mg/kg	0.009	4900	<0.009	<0.009	<0.009	<0.009	<0.009	<0.009	<0.009
	Acenaphthene	mg/kg	0.008	15000	<0.008	<0.008	<0.008	<0.008	<0.008	<0.008	<0.008
	Acenaphthylene	mg/kg	0.012	15000	<0.012	<0.012	0.0199	0.0194	<0.012	<0.1 - 0.0148	<0.012
	Fluoranthene	mg/kg	0.017	3100	0.0233	<0.017	0.321	0.26	<0.017	0.161 - 0.284	<0.017
	Anthracene	mg/kg	0.016	74000	<0.016	<0.016	0.024	<0.016	<0.016	<0.1 - 0.0191	<0.016
	Phenanthrene	mg/kg	0.015	3100	<0.015	<0.015	0.104	0.0818	<0.015	<0.1 - 0.0915	<0.015
	Fluorene	mg/kg	0.01	9900	<0.01	<0.01	<0.01	<0.01	<0.01	<0.01	<0.01
	Chrysene	mg/kg	0.01	57	0.0139	<0.01	0.169	0.146	<0.01	<0.1 - 0.153	<0.01
	Pyrene	mg/kg	0.015	7400	0.0206	<0.015	0.265	0.219	<0.015	0.15 - 0.223	<0.015
	Benzo(a)anthracene	mg/kg	0.014	29	<0.014	<0.014	0.139	0.122	<0.014	<0.1 - 0.128	<0.014
	Benzo(b)fluoranthene	mg/kg	0.015	7.1	0.0196	<0.015	0.253	0.231	<0.015	<0.1 - 0.227	<0.015
	Benzo(k)fluoranthene	mg/kg	0.014	190	<0.014	<0.014	0.0976	0.0784	<0.014	0.0952 - 0.115	<0.014
	Benzo(a)pyrene	mg/kg	0.015	5.7	<0.015	<0.015	0.173	0.157	<0.015	<0.1 - 0.159	<0.015
	Dibenz(a,h)anthracene	mg/kg	0.023	0.57	<0.023	<0.023	<0.023	<0.023	<0.023	<0.023	<0.023
	Benzo(g,h,i)perylene	mg/kg	0.024	640	<0.024	<0.024	0.142	0.128	<0.024	<0.1 - 0.114	<0.024
	Indeno(1,2,3-c,d)pyrene	mg/kg	0.018	82	<0.018	<0.018	0.145	0.13	<0.018	<0.1 - 0.113	<0.018
	PAH 16 Total	mg/kg	0.118		<0.118	<0.118	1.85	1.57	<0.118	1.62	<0.118
TPH CWG	>C5-C6 Aliphatics	mg/kg	0.01	(sol)570000#5	<0.01	<0.01	-	-	<0.01	<0.01	<0.01
	>C6-C8 Aliphatics	mg/kg	0.01	600000	<0.01	<0.01	-	-	<0.01	<0.01	<0.01
	>C10-C44 Aliphatics	mg/kg	5		<5	<5	-	-	<5	<5	<5
	>C10-C44 Aliphatics/Aromatics	mg/kg	10		<10	<10	-	-	<10	<10	<10
	>C8-C10 Aliphatics	mg/kg	0.01	13000	<0.01	<0.01	-	-	<0.01	<0.01	<0.01
	>C10-C12 Aliphatics	mg/kg	0.01	13000	<1	<1	-	-	<1	<1	<1
	>C12-C16 Aliphatics	mg/kg	0.1	13000	<1	<1	-	-	<1	<1	<1
	>C16-C21 Aliphatics	mg/kg	0.1	125000#6	<1	<1	-	-	<1	<1	<1
	>C21-C35 Aliphatics	mg/kg	0.1	125000#6	1.78	<1	-	-	2.6	2.79	1.61
	>C35-C44 Aliphatics	mg/kg	0.1	250000	<1	<1	-	-	<1	<1	<1
	>C5-C10 Aliphatics	mg/kg	0.05		<0.05	<0.05	-	-	<0.05	<0.05	<0.05
	Total Aliphatics >C12-C44	mg/kg	0.1		-	-	-	-	-	-	-
	>EC5-EC10 Aromatics	mg/kg	0.05		<0.05	<0.05	-	-	<0.05	<0.05	<0.05
	>EC6-EC7 Aromatics	mg/kg	0.01		<0.01	<0.01	-	-	<0.01	<0.01	<0.01
	>EC7-EC8 Aromatics	mg/kg	0.01	56000	<0.01	<0.01	-	-	<0.01	<0.01	<0.01
	>EC8-EC10 Aromatics	mg/kg	0.01	5000	<0.01	<0.01	-	-	<0.01	<0.01	<0.01
	>EC10-EC12 Aromatics	mg/kg	0.01	5000	<1	<1	-	-	<1	<1	<1
	>EC10-EC44 Aromatics	mg/kg	5		<5	<5	-	-	<5	<5	<5
	>EC12-EC16 Aromatics	mg/kg	0.1	5100	<1	<1	-	-	<1	<1	<1
	>EC16-EC21 Aromatics	mg/kg	0.1	3800	<1	<1	-	-	<1	<1	<1
	>EC21-EC35 Aromatics	mg/kg	0.1	3800	<1	<1	-	-	<1	2.21	<1
	>EC35-EC44 Aromatics	mg/kg	0.1	3800	<1	<1	-	-	<1	<1	<1
	>EC40-EC44 Aromatics	mg/kg	0.1		<1	<1	-	-	<1	<1	<1
	>EC12-EC44 Aromatics	mg/kg	0.1		-	-	-	-	-	-	-
	TPH Aliphatics & Aromatics >C5-44	mg/kg	0.1		<10	<10	-	-	<10	<10	<10
TPH	>C5-C6	mg/kg	0.02		-	-	<0.02	<0.02	-	-	-

				Location Code	TP02001	TP02001	TP02002A	TP02002A	TP02002A	TP02002	TP02002
				Sample Depth Range	0.3-0.4	0.6-0.7	0.05-0.05	0.05-0.05	0.35-0.35	0.05-0.05	0.4-0.4
				Sampled Date Time	30/04/2020	30/04/2020	05/05/2020	05/05/2020	05/05/2020	21/04/2020	21/04/2020
				LQM S4UL Public Open Space (POS) Residential - 1% SOM (GAC)							
Chem_Group	**ChemName**	**output unit**	**EQL**								
	>C6-C7	mg/kg	0.02		-	-	<0.02	<0.02	-	-	-
	>C7-C8	mg/kg	0.02		-	-	<0.02	<0.02	-	-	-
	>C8-C10	mg/kg	0.02		-	-	<0.02	<0.02	-	-	-
	>C10-C12	mg/kg	0.02		-	-	<0.02	<0.02	-	-	-
	>C12-C16	mg/kg	35		-	-	<35	<35	-	-	-
	>C16-C21	mg/kg	35		-	-	<35	<35	-	-	-
	>C21-C28	mg/kg	35		-	-	<35	<35	-	-	-
	>C28-C35	mg/kg	35		-	-	<35	<35	-	-	-
	>C35-C40	mg/kg	35		-	-	<35	<35	-	-	-
	GRO >C5-10	mg/kg	0.02		<0.02	<0.02	-	-	<0.02	<0.02	<0.02
	TPH >C6-C40	mg/kg	10		-	-	-	-	-	-	-
	EPH>C5-40	mg/kg	35		-	-	-	-	-	-	-
	EPH >C10-40	mg/kg	35		-	-	35.5	40.9	-	-	-
	GRO >C5-12	mg/kg	0.1		-	-	<0.1	<0.1	-	-	-
	Total Petroleum Hydrocarbons	mg/kg	35		-	-	35.5	40.9	-	-	-
BTEX and MTBE	Benzene	mg/kg	0.009	72	<0.009	<0.009	<0.18	<0.18	<0.009	<0.009	<0.009
	Toluene	mg/kg	0.007	56000	<0.007	<0.007	<0.14	<0.14	<0.007	<0.007	<0.007
	Ethylbenzene	mg/kg	0.004	24000	<0.004	<0.004	<0.08	<0.08	<0.004	<0.004	<0.004
	Xylene (m & p)	mg/kg	0.01	41000[#7]	<0.01	<0.01	<0.2	<0.2	<0.01	<0.01	<0.01
	Xylene (o)	mg/kg	0.01	41000	<0.01	<0.01	<0.2	<0.2	<0.01	<0.01	<0.01
	Xylene Total	mg/kg	0.02		<0.02	<0.02	-	-	<0.02	<0.02	<0.02
	MTBE	mg/kg	0.01		<0.01	<0.01	<0.2	<0.2	<0.01	<0.01	<0.01
	Total BTEX	mg/kg	0.04		<0.04	<0.04	<0.8	<0.8	<0.04	<0.04	<0.04
VOC	Styrene	mg/kg	0.01		-	-	-	-	-	<0.01	<0.01
	cis-1,3-dichloropropene	mg/kg	0.01		-	-	-	-	-	<0.01	<0.01
	trans-1,3-dichloropropene	mg/kg	0.01		-	-	-	-	-	<0.01	<0.01
	1,1,1,2-tetrachloroethane	mg/kg	0.01	1400	-	-	-	-	-	<0.01	<0.01
	1,1,1-trichloroethane	mg/kg	0.007	140000	-	-	-	-	-	<0.007	<0.007
	1,1,2,2-tetrachloroethane	mg/kg	0.01	1400	-	-	-	-	-	<0.01	<0.01
	1,1,2-trichloroethane	mg/kg	0.01		-	-	-	-	-	<0.01	<0.01
	1,1-dichloroethane	mg/kg	0.008		-	-	-	-	-	<0.008	<0.008
	1,1-dichloroethene	mg/kg	0.01		-	-	-	-	-	<0.01	<0.01
	1,1-dichloropropene	mg/kg	0.01		-	-	-	-	-	<0.01	<0.01
	1,2,3-trichloropropane	mg/kg	0.016		-	-	-	-	-	<0.016	<0.016
	1,2,4-trimethylbenzene	mg/kg	0.009		-	-	-	-	-	<0.009	<0.009
	1,2-dibromo-3-chloropropane	mg/kg	0.014		-	-	-	-	-	<0.014	<0.014
	1,2-dibromoethane	mg/kg	0.01		-	-	-	-	-	<0.01	<0.01
	1,2-dichloroethane	mg/kg	0.005	29	-	-	-	-	-	<0.005	<0.005
	1,2-dichloropropane	mg/kg	0.01		-	-	-	-	-	<0.01	<0.01
	1,3,5-trimethylbenzene	mg/kg	0.008		-	-	-	-	-	<0.008	<0.008
	1,3-dichloropropane	mg/kg	0.007		-	-	-	-	-	<0.007	<0.007
	2,2-dichloropropane	mg/kg	0.01		-	-	-	-	-	<0.01	<0.01
	2-chlorotoluene	mg/kg	0.009		-	-	-	-	-	<0.009	<0.009
	4-chlorotoluene	mg/kg	0.01		-	-	-	-	-	<0.01	<0.01
	Bromobenzene	mg/kg	0.01		-	-	-	-	-	<0.01	<0.01
	Bromochloromethane	mg/kg	0.01		-	-	-	-	-	<0.01	<0.01
	Bromodichloromethane	mg/kg	0.007		-	-	-	-	-	<0.007	<0.007
	Bromoform	mg/kg	0.01		-	-	-	-	-	<0.01	<0.01
	Bromomethane	mg/kg	0.01		-	-	-	-	-	<0.01	<0.01
	Carbon disulfide	mg/kg	0.007	11000	-	-	-	-	-	<0.007	<0.007
	Carbon tetrachloride	mg/kg	0.01	890	-	-	-	-	-	<0.01	<0.01
	Chlorodibromomethane	mg/kg	0.01		-	-	-	-	-	<0.01	<0.01
	Chloroethane	mg/kg	0.01		-	-	-	-	-	<0.01	<0.01
	Chloroform	mg/kg	0.008	2500	-	-	-	-	-	<0.008	<0.008
	Chloromethane	mg/kg	0.007		-	-	-	-	-	<0.007	<0.007
	cis-1,2-dichloroethene	mg/kg	0.006		-	-	-	-	-	<0.006	<0.006
	Dibromomethane	mg/kg	0.009		-	-	-	-	-	<0.009	<0.009
	Dichlorodifluoromethane	mg/kg	0.006		-	-	-	-	-	<0.006	<0.006
	Dichloromethane	mg/kg	0.01		-	-	-	-	-	<0.01	<0.01
	Isopropylbenzene	mg/kg	0.005		-	-	-	-	-	<0.005	<0.005
	n-butylbenzene	mg/kg	0.011		-	-	-	-	-	<0.011	<0.011
	n-propylbenzene	mg/kg	0.01		-	-	-	-	-	<0.01	<0.01
	p-isopropyltoluene	mg/kg	0.01		-	-	-	-	-	<0.01	<0.01
	sec-butylbenzene	mg/kg	0.01		-	-	-	-	-	<0.01	<0.01
	Trichloroethene	mg/kg	0.009	120	-	-	-	-	-	<0.009	<0.009
	tert-butylbenzene	mg/kg	0.014		-	-	-	-	-	<0.014	<0.014
	Tetrachloroethene	mg/kg	0.005	1400	-	-	-	-	-	<0.005	<0.005
	trans-1,2-dichloroethene	mg/kg	0.01		-	-	-	-	-	<0.01	<0.01
	Trichlorofluoromethane	mg/kg	0.006		-	-	-	-	-	<0.006	<0.006
	Vinyl chloride	mg/kg	0.006	3.5	-	-	-	-	-	<0.006	<0.006
	tert-Amyl methyl ether	mg/kg	0.01		-	-	-	-	-	<0.01	<0.01
VOC/SVOC	1,2,3-trichlorobenzene	mg/kg	0.02	1800	-	-	-	-	-	<0.02	<0.02
	1,2,4-trichlorobenzene	mg/kg	0.02	15000	-	-	-	-	-	<0.02	<0.02
	1,2-dichlorobenzene	mg/kg	0.01	90000	-	-	-	-	-	<0.01	<0.01
	1,3,5-Trichlorobenzene	mg/kg	0.02	1700	-	-	-	-	-	-	-
	1,3-dichlorobenzene	mg/kg	0.008	300	-	-	-	-	-	<0.008	<0.008
	1,4-dichlorobenzene	mg/kg	0.005	17000	-	-	-	-	-	<0.005	<0.005

				Location Code	TP02001	TP02001	TP02002A	TP02002A	TP02002A	TP02002	TP02002
				Sample Depth Range	0.3-0.4	0.6-0.7	0.05-0.05	0.05-0.05	0.35-0.35	0.05-0.05	0.4-0.4
				Sampled Date Time	30/04/2020	30/04/2020	05/05/2020	05/05/2020	05/05/2020	21/04/2020	21/04/2020
				LQM S4UL Public Open Space (POS) Residential - 1% SOM (GAC)							
Chem Group	ChemName	output unit	EQL								
	Chlorobenzene	mg/kg	0.005	11000	-	-	-	-	-	<0.005	<0.005
	Hexachlorobutadiene	mg/kg	0.02	25	-	-	-	-	-	<0.02	<0.02
SVOC	4-bromophenyl phenyl ether	mg/kg	0.1		-	-	-	-	-	<0.1	<0.1
	4-nitroaniline	mg/kg	0.1		-	-	-	-	-	<0.1	<0.1
	4-nitrophenol	mg/kg	0.1		-	-	-	-	-	<0.1	<0.1
	2,4,5-trichlorophenol	mg/kg	0.1		-	-	-	-	-	<0.01	<0.1
	2,4,6-trichlorophenol	mg/kg	0.1		-	-	-	-	-	<0.1	<0.1
	2,4-dichlorophenol	mg/kg	0.1		-	-	-	-	-	<0.1	<0.1
	2,4-dimethylphenol	mg/kg	0.1		-	-	-	-	-	<0.1	<0.1
	2,4-dinitrotoluene	mg/kg	0.1		-	-	-	-	-	<0.1	<0.1
	2,6-dinitrotoluene	mg/kg	0.1		-	-	-	-	-	<0.1	<0.1
	2-chloronaphthalene	mg/kg	0.1		-	-	-	-	-	<0.1	<0.1
	2-chlorophenol	mg/kg	0.1		-	-	-	-	-	<0.1	<0.1
	2-methylnaphthalene	mg/kg	0.1		-	-	-	-	-	<0.1	<0.1
	2-methylphenol	mg/kg	0.1		-	-	-	-	-	<0.1	<0.1
	2-nitroaniline	mg/kg	0.1		-	-	-	-	-	<0.1	<0.1
	2-nitrophenol	mg/kg	0.1		-	-	-	-	-	<0.1	<0.1
	3-nitroaniline	mg/kg	0.1		-	-	-	-	-	<0.1	<0.1
	4-chloro-3-methylphenol	mg/kg	0.1		-	-	-	-	-	<0.1	<0.1
	4-chloroaniline	mg/kg	0.1		-	-	-	-	-	<0.1	<0.1
	4-chlorophenyl phenyl ether	mg/kg	0.1		-	-	-	-	-	<0.1	<0.1
	4-methylphenol	mg/kg	0.1		-	-	-	-	-	<0.1	<0.1
	Azobenzene	mg/kg	0.1		-	-	-	-	-	<0.1	<0.1
	Bis(2-chloroethoxy) methane	mg/kg	0.1		-	-	-	-	-	<0.1	<0.1
	Bis(2-chloroethyl)ether	mg/kg	0.1		-	-	-	-	-	<0.1	<0.1
	Bis(2-chloroisopropyl) ether	mg/kg	0.1		-	-	-	-	-	<0.1	<0.1
	Bis(2-ethylhexyl) phthalate	mg/kg	0.1		-	-	-	-	-	<0.1	<0.1
	Butyl benzyl phthalate	mg/kg	0.1		-	-	-	-	-	<0.1	<0.1
	Carbazole	mg/kg	0.1		-	-	-	-	-	<0.1	<0.1
	Dibenzofuran	mg/kg	0.1		-	-	-	-	-	<0.1	<0.1
	Diethylphthalate	mg/kg	0.1		-	-	-	-	-	<0.1	<0.1
	Dimethyl phthalate	mg/kg	0.1		-	-	-	-	-	<0.1	<0.1
	Di-n-butyl phthalate	mg/kg	0.1		-	-	-	-	-	<0.1	<0.1
	Di-n-octyl phthalate	mg/kg	0.1		-	-	-	-	-	<0.1	<0.1
	Hexachlorobenzene	mg/kg	0.05	16	-	-	-	-	-	<0.05	<0.1
	Hexachlorocyclopentadiene	mg/kg	0.1		-	-	-	-	-	<0.1	<0.1
	Hexachloroethane	mg/kg	0.1		-	-	-	-	-	<0.1	<0.1
	Isophorone	mg/kg	0.1		-	-	-	-	-	<0.1	<0.1
	Nitrobenzene	mg/kg	0.1		-	-	-	-	-	<0.1	<0.1
	N-nitrosodi-n-propylamine	mg/kg	0.1		-	-	-	-	-	<0.1	<0.1
	Pentachloronitrobenzene	mg/kg	0.05		-	-	-	-	-	-	-
	Pentachlorophenol	mg/kg	0.1	60	-	-	-	-	-	<0.1	<0.1
PCB	Heptachlorobiphenyl, 2,3,3,4,4,5,5- (PCB 189)	mg/kg	0.003		<0.003	<0.003	-	-	-	<0.003	<0.003
	Hexachlorobiphenyl, 2,3,3,4,4,5- (PCB 156)	mg/kg	0.003		<0.003	<0.003	-	-	-	<0.003	<0.003
	Hexachlorobiphenyl, 2,3,3,4,4,5- (PCB 157)	mg/kg	0.003		<0.003	<0.003	-	-	-	<0.003	<0.003
	Hexachlorobiphenyl, 2,3,4,4,5,5- (PCB 167)	mg/kg	0.003		<0.003	<0.003	-	-	-	<0.003	<0.003
	Hexachlorobiphenyl, 3,3,4,4,5,5- (PCB 169)	mg/kg	0.003		<0.003	<0.003	-	-	-	<0.003	<0.003
	PCB 101	mg/kg	0.003		<0.003	<0.003	-	-	-	<0.003	<0.003
	PCB 118	mg/kg	0.003		<0.003	<0.003	-	-	-	<0.003	<0.003
	PCB 138	mg/kg	0.003		<0.003	<0.003	-	-	-	<0.003	<0.003
	PCB 153	mg/kg	0.003		<0.003	<0.003	-	-	-	<0.003	<0.003
	PCB 180	mg/kg	0.003		<0.003	<0.003	-	-	-	<0.003	<0.003
	PCB 28	mg/kg	0.003		<0.003	<0.003	-	-	-	<0.003	<0.003
	PCB 52	mg/kg	0.003		<0.003	<0.003	-	-	-	<0.003	<0.003
	Pentachlorobiphenyl, 2,3,3,4,4- (PCB 105)	mg/kg	0.003		<0.003	<0.003	-	-	-	<0.003	<0.003
	Pentachlorobiphenyl, 2,3,4,4,5- (PCB 114)	mg/kg	0.003		<0.003	<0.003	-	-	-	<0.003	<0.003
	Pentachlorobiphenyl, 2,3,4,4,5- (PCB 123)	mg/kg	0.003		<0.003	<0.003	-	-	-	<0.003	<0.003
	Pentachlorobiphenyl, 3,3,4,4,5- (PCB 126)	mg/kg	0.003		<0.003	<0.003	-	-	-	<0.003	<0.003
	Tetrachlorobiphenyl, 3,3,4,4- (PCB 77)	mg/kg	0.003		<0.003	<0.003	-	-	-	<0.003	<0.003
	Tetrachlorobiphenyl, 3,4,4,5- (PCB 81)	mg/kg	0.003		<0.003	<0.003	-	-	-	<0.003	<0.003
	Total PCB 7 Congeners	mg/kg	0.021		<0.021	<0.021	-	-	-	<0.021	<0.021
	Total PCB WHO 12	mg/kg	0.036		<0.036	<0.036	-	-	-	<0.036	<0.036
Phenolics	Xylenols	mg/kg	0.015		<0.015	<0.015	<0.015	<0.015	<0.015	<0.015	<0.015
	Cresol Total	mg/kg	0.01		<0.01	<0.01	0.0464	0.059	0.0114	<0.01	<0.01
	Phenol	mg/kg	0.01	(dir)760[#8]	<0.01	<0.01	0.0116	0.0118	<0.01	<0.01	<0.01
	Phenols Monohydric	mg/kg	0.035		<0.035	<0.035	0.058	0.0708	<0.035	<0.035	<0.035
Organotins	Dibutyltin	mg/kg			-	-	-	-	-	-	-
	Monophenyltin	mg/kg			<0.02	<0.02	-	-	-	<0.02	<0.02
	Diphenyltin	mg/kg			-	-	-	-	-	-	-
	Monobutyltin	mg/kg			-	-	-	-	-	-	-
	Tetrabutyltin	mg/kg			-	-	-	-	-	-	-
	Tributyltin	mg/kg			<0.02	<0.02	-	-	-	<0.02	<0.02
	Triphenyltin	mg/kg			-	-	-	-	-	-	-
Pesticides	Heptachlor epoxide	mg/kg	0.05		-	-	-	-	-	<0.05	-
	Tecnazene	mg/kg	0.05		-	-	-	-	-	-	-
	2,4,5-TP (Silvex)	mg/kg			-	-	-	-	-	<0.01	-
	Hedonal	mg/kg			-	-	-	-	-	<0.01	-

				Location_Code	TP02001	TP02001	TP02002A	TP02002A	TP02002A	TP02002	TP02002
				Sample_Depth_Range	0.3-0.4	0.6-0.7	0.05-0.05	0.05-0.05	0.35-0.35	0.05-0.05	0.4-0.4
				Sampled_Date_Time	30/04/2020	30/04/2020	05/05/2020	05/05/2020	05/05/2020	21/04/2020	21/04/2020
				LQM S4UL Public Open Space (POS) Residential - 1% SOM (GAC)							
Chem_Group	**ChemName**	**output unit**	**EQL**								
	2,4-DDT	mg/kg	0.05		-	-	-	-	-	<0.05	-
	2,4-Dichlorprop	mg/kg			-	-	-	-	-	<0.01	-
	4-(2,4-Dichlorophenoxy)butyric Acid (2,4-DB)	mg/kg			-	-	-	-	-	<0.01	-
	4,4-DDE	mg/kg	0.05		-	-	-	-	-	<0.05	-
	a-BHC	mg/kg	0.05	24	-	-	-	-	-	<0.05	-
	Aldrin	mg/kg	0.05	18	-	-	-	-	-	<0.05	-
	Atrazine	mg/kg	0.05	1200	-	-	-	-	-	<0.05	-
	Azinophos methyl	mg/kg	0.05		-	-	-	-	-	<0.05	-
	b-BHC	mg/kg	0.05	8.1	-	-	-	-	-	<0.05	-
	Bentazone	mg/kg			-	-	-	-	-	<0.01	-
	Chlordane (cis)	mg/kg	0.05		-	-	-	-	-	<0.05	-
	Chlordane (trans)	mg/kg	0.05		-	-	-	-	-	<0.05	-
	Chlorfenvinphos	mg/kg	0.05		-	-	-	-	-	<0.05	-
	Chlorotoluron	mg/kg			-	-	-	-	-	<0.01	-
	Chlorpyrifos-methyl	mg/kg	0.05		-	-	-	-	-	<0.05	-
	Cyanazine	mg/kg			-	-	-	-	-	<0.01	-
	d-BHC	mg/kg	0.05		-	-	-	-	-	<0.05	-
	DDD	mg/kg	0.05		-	-	-	-	-	<0.05	-
	DDT	mg/kg	0.05		-	-	-	-	-	<0.05	-
	Chlorothalonil	mg/kg	0.05		-	-	-	-	-	-	-
	Diazinon	mg/kg	0.05		-	-	-	-	-	<0.05	-
	Dichlorvos	mg/kg	0.05	16	-	-	-	-	-	<0.05	-
	Dieldrin	mg/kg	0.05	18	-	-	-	-	-	<0.05	-
	Dimethoate	mg/kg	0.05		-	-	-	-	-	<0.05	-
	Disulfoton	mg/kg	0.05		-	-	-	-	-	-	-
	Diuron	mg/kg			-	-	-	-	-	<0.01	-
	Endosulfan I	mg/kg	0.05	1200	-	-	-	-	-	<0.05	-
	Endosulfan II	mg/kg	0.05		-	-	-	-	-	<0.05	-
	Endosulfan sulphate	mg/kg	0.05		-	-	-	-	-	-	-
	Endrin	mg/kg	0.05		-	-	-	-	-	<0.05	-
	Fenitrothion	mg/kg	0.05		-	-	-	-	-	<0.05	-
	Fenthion	mg/kg	0.05		-	-	-	-	-	<0.05	-
	Fluroxypyr	mg/kg			-	-	-	-	-	<0.01	-
	g-BHC (Lindane)	mg/kg	0.05	8.2	-	-	-	-	-	<0.05	-
	Heptachlor	mg/kg	0.05		-	-	-	-	-	<0.05	-
	Isodrin	mg/kg	0.05		-	-	-	-	-	<0.05	-
	Isoproturon	mg/kg			-	-	-	-	-	<0.01	-
	Linuron	mg/kg			-	-	-	-	-	<0.01	-
	Malathion	mg/kg	0.05		-	-	-	-	-	<0.05	-
	2-Methyl-4-chlorophenoxyacetic acid	mg/kg			-	-	-	-	-	<0.01	-
	2-Methyl-4-Chlorophenoxy Butanoic Acid	mg/kg			-	-	-	-	-	<0.01	-
	Mecoprop	mg/kg			-	-	-	-	-	<0.01	-
	Methoxychlor	mg/kg	0.05		-	-	-	-	-	<0.05	-
	Methyl parathion	mg/kg	0.05		-	-	-	-	-	<0.05	-
	Mevinphos (Phosdrin)	mg/kg	0.05		-	-	-	-	-	<0.05	-
	Nitroguanidine	mg/kg			-	-	-	-	-	-	-
	o,p-DDD	mg/kg	0.05		-	-	-	-	-	<0.05	-
	o,p'-DDE	mg/kg	0.05		-	-	-	-	-	<0.05	-
	o,p-Methoxychlor	mg/kg	0.05		-	-	-	-	-	-	-
	Parathion	mg/kg	0.05		-	-	-	-	-	<0.05	-
	Pendimethalin	mg/kg	0.05		-	-	-	-	-	<0.05	-
	Permethrin	mg/kg	0.05		-	-	-	-	-	-	-

				Location Code	TP02001	TP02001	TP02002A	TP02002A	TP02002A	TP02002	TP02002
				Sample Depth Range	0.3-0.4	0.6-0.7	0.05-0.05	0.05-0.05	0.35-0.35	0.05-0.05	0.4-0.4
				Sampled Date Time	30/04/2020	30/04/2020	05/05/2020	05/05/2020	05/05/2020	21/04/2020	21/04/2020
				LQM S4UL Public Open Space (POS) Residential - 1% SOM (GAC)							
Chem Group	ChemName	output unit	EQL								
	Permethrin II	mg/kg	0.05		-	-	-	-	-	-	-
	Phorate	mg/kg	0.05		-	-	-	-	-	<0.05	-
	Prometryn	mg/kg	0.05		-	-	-	-	-	<0.05	-
	Pronamide	mg/kg	0.05		-	-	-	-	-	<0.05	-
	Propazine	mg/kg	0.05		-	-	-	-	-	<0.05	-
	Simazine	mg/kg	0.05		-	-	-	-	-	<0.05	-
	Terbutryn	mg/kg	0.05		-	-	-	-	-	<0.05	-
	Terbutylazine	mg/kg	0.05		-	-	-	-	-	<0.05	-
	Triadimefon	mg/kg	0.05		-	-	-	-	-	<0.05	-
	Triallate	mg/kg	0.05		-	-	-	-	-	-	-
	Tricloovr	mg/kg			-	-	-	-	-	<0.01	-
	Trifluralin	mg/kg	0.05		-	-	-	-	-	<0.05	-
	Telodrin	mg/kg	0.05		-	-	-	-	-	-	-
Radionuclides	Caesium-137	Bq/kg	1.4		-	-	-	-	-	-	-
	Protactinium-234m	Bq/kg	140		-	-	-	-	-	-	-
	Americium-241	Bq/g	0.0022		-	-	-	-	-	-	-
	Beryllium-7	Bq/g	0.016		-	-	-	-	-	-	-
	Cobalt-60	Bq/g	0.0015		-	-	-	-	-	-	-
	Gross alpha	Bq/kg	54		-	-	-	-	-	-	-
	Gross beta	Bq/kg	87		-	-	-	-	-	-	-
	Lead-210	Bq/kg	22		-	-	-	-	-	-	-
	Potassium-40	Bq/kg	2		-	-	-	-	-	-	-
	Radium -224	Bq/g	0.022		-	-	-	-	-	-	-
	Radium-226	Bq/g	0.0005		-	-	-	-	-	-	-
	Thorium-228	Bq/g	0.0005		-	-	-	-	-	-	-
	Thorium-230	Bq/g	0.0005		-	-	-	-	-	-	-
	Thorium-232	Bq/g	0.0005		-	-	-	-	-	-	-
	Thorium-234	Bq/g	0.025		-	-	-	-	-	-	-
	Uranium-234	Bq/g	0.0005		-	-	-	-	-	-	-
	Uranium-235	Bq/g	0.0005		-	-	-	-	-	-	-
SVOC TIC	SVOC TICS - Detect	Detect			-	-	-	-	-	0	0
	SVOC Tentatively Identified Compounds	mg/kg	0.1		-	-	-	-	-	<0.1	<0.1
VOC TIC	VOC Tentatively Identified Compounds	mg/kg	0.05		-	-	-	-	-	<0.05	<0.05
Explosives	2,2,4,4,6,6-Hexanitrostilbene	mg/kg			-	-	-	-	-	-	-
	2,4,6-Trinitrotoluene (TNT)	mg/kg		130	-	-	-	-	-	-	-
	2,4,6-trinitrophenyl	mg/kg			-	-	-	-	-	-	-
	HMX	mg/kg		13000	-	-	-	-	-	-	-
	Ethylene glycol dinitrate	mg/kg			-	-	-	-	-	-	-
	Nitrocellulose (12% N)	mg/kg			-	-	-	-	-	-	-
	Nitroglycerine	mg/kg			-	-	-	-	-	-	-
	PETN	mg/kg			-	-	-	-	-	-	-
	RDX	mg/kg		26000	-	-	-	-	-	-	-
	Tetryl	mg/kg			-	-	-	-	-	-	-
NA	Actinium-228	Bq/kg	2		-	-	-	-	-	-	-
	Caesium-134	Bq/kg	1.7		-	-	-	-	-	-	-
	Bismuth-212	Bq/kg	19		-	-	-	-	-	-	-
	Bismuth-214	Bq/kg	2		-	-	-	-	-	-	-
	Lead-212	Bq/kg	2		-	-	-	-	-	-	-
	Lead-214	Bq/kg	2		-	-	-	-	-	-	-
	Thallium-208	Bq/kg	2		-	-	-	-	-	-	-
Other	Temperature	°C			16.3 - 17.8	16.5 - 17.3	15.6	20.6	20.5	15.3 - 16	15.6 - 18.5
	Conductivity @ 20oC	uS/cm	14		67.5 - 172	41.2 - 90.6	292 - 318	373 - 376	174 - 178	85.7 - 235	59.3 - 131
	Organic Matter	%	0.35		-	-	-	-	-	-	-
	Moisture Content (dried @35oC)	%			11	21	14	15	12	13	14
	pH (Lab)	pH Units	1		7.84 - 8.75	7.5 - 8.84	7.47 - 8.57	7.94 - 8.48	8.36 - 8.52	8 - 8.49	7.88 - 8.57
	Total Organic Carbon	%	0.2		0.811	<0.2	2.12	2.46	0.944	1.32	0.675

Environmental Standards Comments
#1:GAC is only presented as speciated chromium. 7.7mg/kg is used for hexavalent. If hexavalent chromium (CrVI) data is available, a value of 1,500mg/kg may be appropriate for the remaining trivalent chromium (CrIII).
#2:C4SL for lead adopted
#3:GAC only presented as speciated mercury. 16mg/kg is used for elemental mercury. If the CSM indicates that elemental mercury is not a CoC and mercury is present in an inorganic form, a value of 120mg/kg for inorganic mercury may be appropriate
#4:Updated S4UL for nickel
#5:S4UL exceeds solubility saturation limit
#6:Criteria derived for Ali>C16-C35 split between Ali>C16-21 & Ali>C21-35. Requires summation of fractions to use Ali>C16-C35 criteria.
#7:Criteria presented is for p-xylene. A separate value is presented for o-xylene.
#8:S4UL based on a threshold protective of direct skin contact with phenol

Key

<0.6	Result MDL exceeds GAC
27.8	Result exceeds GAC

Notes
Where a range is given a determinand has been analysed for by more than one method

				Location Code	TP02002	TP02002	TP02002	TP02003	TP02003	TP02003	TP02003
				Sample Depth Range	0.4-0.4	2.1-2.1	3.1-3.1	0.05-0.05	0.4-0.4	1.7-1.7	1.7-1.7
				Sampled Date Time	21/04/2020	21/04/2020	21/04/2020	27/04/2020	27/04/2020	27/04/2020	27/04/2020
Chem Group	ChemName	output unit	EQL	LQM S4UL Public Open Space (POS) Residential - 1% SOM (GAC)							
Metals	Antimony	mg/kg	0.6		0.673	0.723	<0.6	0.952	<0.6	<0.6	<0.6
	Arsenic	mg/kg	0.6	79	5.76	4.48	3.6	10.2	7.16	6.99	8.35
	Barium	mg/kg	0.6		-	-	-	-	-	-	-
	Beryllium	mg/kg	0.01	2.2	-	-	-	-	-	-	-
	Boron	mg/kg	1	21000	1.02	<1	<1	<1	<1	<1	<1
	Cadmium	mg/kg	0.02	120	0.437	0.16	0.262	0.382	0.299	0.182	0.526
	Chromium (hexavalent)	mg/kg	0.6	7.7	<0.6	<0.6	<0.6	<0.6	<0.6	<0.6	<0.6
	Chromium	mg/kg	0.9	#1	20.7	16.9	1.87	34.4	25.8	21.9	26.4
	Copper	mg/kg	1.4	12000	10.6	6.95	4.21	16.9	10.9	8.84	10.5
	Lead	mg/kg	0.7	630#2	11.2	8.48	1.95	37	12	8.02	8.66
	Mercury	mg/kg	0.14	#3	<0.14	<0.14	<0.14	<0.14	<0.14	<0.14	<0.14
	Molybdenum	mg/kg	0.1		<0.1	<0.1	0.113	0.184	<0.1	<0.1	<0.1
	Nickel	mg/kg	0.2	230#4	18.2	14.9	8.5	19.9	19.3	17.5	25.4
	Selenium	mg/kg	1	1100	<1	<1	<1	<1	<1	<1	<1
	Vanadium	mg/kg	0.2	2000	31.1	28.1	9.03	37.5	37	31.9	39.5
	Zinc	mg/kg	1.9	81000	62	42.5	18.1	79.7	56.6	50	61.4
Asbestos	Anthophyllite	Detect			0	0	0	0	0	0	0
	Asbestos Analysts Comments	-			-	-	-	-	-	-	-
	Asbestos PCOM Quantification	%	0.001		-	-	-	-	-	-	-
	Asbestos Quantification Total	%	0.001		-	-	-	-	-	-	-
	Asbestos: Actinolite	Detect			0	0	0	0	0	0	0
	Additional Asbestos Components (Using TM048)	Comment			-	-	-	-	-	-	-
	Crocidolite Asbestos	Detect			0	0	0	0	0	0	0
	Asbestos Gravimetric Quantification	%	0.001		-	-	-	-	-	-	-
	Chrysotile Asbestos	Detect			0	0	0	0	0	0	0
	Amosite Asbestos	Detect			0	0	0	0	0	0	0
	Non-Asbestos Fibre	Detect			0	0	0	0	0	0	0
	Tremolite	Detect			0	0	0	0	0	0	0
Inorganics	Alkalinity (total) as CaCO3	mg/kg	10		-	-	-	-	-	-	-
	Ammoniacal Nitrogen as N	mg/kg	12		<12	<12	24	<12	<12	<12	<12
	Cyanide (Free)	mg/kg	1		<1	<1	<1	<1	<1	<1	<1
	Cyanide Total	mg/kg	1		<1	<1	<1	<1	<1	<1	<1
	cyanides-complex	mg/kg	1		<1	<1	<1	<1	<1	<1	<1
	Nitrite (as N)	mg/kg	0.03		-	-	-	-	-	-	-
	Sulphate	mg/kg	200		-	-	-	-	-	-	-
PAH	Naphthalene	mg/kg	0.009	4900	<0.009	<0.009	<0.009	<0.009	<0.009 - 4.35	<0.009	<0.009
	Acenaphthene	mg/kg	0.008	15000	<0.008	<0.008	<0.008	<0.008	<0.008	<0.008	<0.008
	Acenaphthylene	mg/kg	0.012	15000	<0.012	<0.012	<0.012	<0.1 - 0.0139	<0.012	<0.012	<0.012
	Fluoranthene	mg/kg	0.017	3100	<0.017	<0.017	<0.017	0.189 - 0.238	<0.017	<0.017	<0.017
	Anthracene	mg/kg	0.016	74000	<0.016	<0.016	<0.016	<0.016	<0.016	<0.016	<0.016
	Phenanthrene	mg/kg	0.015	3100	<0.015	<0.015	<0.015	<0.1 - 0.111	<0.015	<0.015	<0.015
	Fluorene	mg/kg	0.01	9900	<0.01	<0.01	<0.01	<0.01	<0.01	<0.01	<0.01
	Chrysene	mg/kg	0.01	57	<0.01	<0.01	<0.01	0.11 - 0.122	<0.01	<0.01	<0.01
	Pyrene	mg/kg	0.015	7400	<0.015	<0.015	<0.015	0.178 - 0.192	<0.015	<0.015	<0.015
	Benzo(a)anthracene	mg/kg	0.014	29	<0.014	<0.014	<0.014	<0.1 - 0.0981	<0.014	<0.014	<0.014
	Benzo(b)fluoranthene	mg/kg	0.015	7.1	<0.015	<0.015	<0.015	<0.1 - 0.185	<0.015	<0.015	<0.015
	Benzo(k)fluoranthene	mg/kg	0.014	190	<0.014	<0.014	<0.014	<0.1 - 0.0639	<0.014	<0.014	<0.014
	Benzo(a)pyrene	mg/kg	0.015	5.7	<0.015	<0.015	<0.015	<0.1 - 0.125	<0.015	<0.015	<0.015
	Dibenz(a,h)anthracene	mg/kg	0.023	0.57	<0.023	<0.023	<0.023	<0.023	<0.023	<0.023	<0.023
	Benzo(g,h,i)perylene	mg/kg	0.024	640	<0.024	<0.024	<0.024	<0.1 - 0.092	<0.024	<0.024	<0.024
	Indeno(1,2,3-c,d)pyrene	mg/kg	0.018	82	<0.018	<0.018	<0.018	<0.1 - 0.0973	<0.018	<0.018	<0.018
	PAH 16 Total	mg/kg	0.118		<0.118	<0.118	<0.118	1.33	<0.118	<0.118	<0.118
TPH CWG	>C5-C6 Aliphatics	mg/kg	0.01	(sol)570000#5	<0.01	<0.01	<0.01	<0.01	<0.01	<0.01	<0.01
	>C6-C8 Aliphatics	mg/kg	0.01	600000	<0.01	<0.01	<0.01	<0.01	<0.01	0.0143	<0.01
	>C10-C44 Aliphatics	mg/kg	5		<5	<5	<5	11.9	<5	<5	<5
	>C10-C44 Aliphatics/Aromatics	mg/kg	10		<10	<10	<10	23.2	<10	<10	<10
	>C8-C10 Aliphatics	mg/kg	0.01	13000	<0.01	<0.01	<0.01	<0.01	<0.01	0.0476	<0.01
	>C10-C12 Aliphatics	mg/kg	0.01	13000	<1	<1	<1	<1	<1	<1	<1
	>C12-C16 Aliphatics	mg/kg	0.1	13000	<1	<1	<1	<1	<1	<1	<1
	>C16-C21 Aliphatics	mg/kg	0.1	125000#6	<1	<1	<1	<1	<1	<1	<1
	>C21-C35 Aliphatics	mg/kg	0.1	125000#6	1.48	<1	<1	10.9	1.65	<1	<1
	>C35-C44 Aliphatics	mg/kg	0.1	250000	<1	<1	<1	<1	<1	<1	<1
	>C5-C10 Aliphatics	mg/kg	0.05		<0.05	<0.05	<0.05	<0.05	<0.05	0.0619	<0.05
	Total Aliphatics >C12-C44	mg/kg	0.1		-	-	-	-	-	-	-
	>EC5-EC10 Aromatics	mg/kg	0.05		<0.05	<0.05	<0.05	<0.05	<0.05	<0.05	<0.05
	>EC6-EC7 Aromatics	mg/kg	0.01		<0.01	<0.01	<0.01	<0.01	<0.01	<0.01	<0.01
	>EC7-EC8 Aromatics	mg/kg	0.01	56000	<0.01	<0.01	<0.01	<0.01	<0.01	<0.01	<0.01
	>EC8-EC10 Aromatics	mg/kg	0.01	5000	<0.01	<0.01	<0.01	<0.01	<0.01	0.0321	<0.01
	>EC10-EC12 Aromatics	mg/kg	0.01	5000	<1	<1	<1	<1	<1	<1	<1
	>EC10-EC44 Aromatics	mg/kg	5		<5	<5	<5	11.3	<5	<5	<5
	>EC12-EC16 Aromatics	mg/kg	0.1	5100	<1	<1	<1	<1	<1	<1	<1
	>EC16-EC21 Aromatics	mg/kg	0.1	3800	<1	<1	<1	1.59	<1	<1	<1
	>EC21-EC35 Aromatics	mg/kg	0.1	3800	<1	<1	<1	8.25	<1	<1	<1
	>EC35-EC44 Aromatics	mg/kg	0.1	3800	<1	<1	<1	1.47	<1	<1	<1
	>EC40-EC44 Aromatics	mg/kg	0.1		<1	<1	<1	<1	<1	<1	<1
	>EC12-EC44 Aromatics	mg/kg	0.1		-	-	-	-	-	-	-
	TPH Aliphatics & Aromatics >C5-44	mg/kg	0.1		<10	<10	<10	23.2	<10	<10	<10
TPH	>C5-C6	mg/kg	0.02		-	-	-	-	-	-	-

				Location Code	TP02002	TP02002	TP02002	TP02003	TP02003	TP02003	TP02003
				Sample Depth Range	0.4-0.4	2.1-2.1	3.1-3.1	0.05-0.05	0.4-0.4	1.7-1.7	1.7-1.7
				Sampled Date Time	21/04/2020	21/04/2020	21/04/2020	27/04/2020	27/04/2020	27/04/2020	27/04/2020
				LQM S4UL Public Open Space (POS) Residential - 1% SOM (GAC)							
Chem_Group	ChemName	output unit	EQL								
	>C6-C7	mg/kg	0.02		-	-	-	-	-	-	-
	>C7-C8	mg/kg	0.02		-	-	-	-	-	-	-
	>C8-C10	mg/kg	0.02		-	-	-	-	-	-	-
	>C10-C12	mg/kg	0.02		-	-	-	-	-	-	-
	>C12-C16	mg/kg	35		-	-	-	-	-	-	-
	>C16-C21	mg/kg	35		-	-	-	-	-	-	-
	>C21-C28	mg/kg	35		-	-	-	-	-	-	-
	>C28-C35	mg/kg	35		-	-	-	-	-	-	-
	>C35-C40	mg/kg	35		-	-	-	-	-	-	-
	GRO >C5-10	mg/kg	0.02		<0.02	<0.02	<0.02	<0.02	<0.02	0.0619	<0.02
	TPH >C6-C40	mg/kg	10		-	-	-	-	-	-	-
	EPH>C5-40	mg/kg	35		-	-	-	-	-	-	-
	EPH >C10-40	mg/kg	35		-	-	-	-	-	-	-
	GRO >C5-12	mg/kg	0.1		-	-	-	-	-	-	-
	Total Petroleum Hydrocarbons	mg/kg	35		-	-	-	-	-	-	-
BTEX and MTBE	Benzene	mg/kg	0.009	72	<0.009	<0.009	<0.009	<0.009	<0.18	<0.009	<0.009
	Toluene	mg/kg	0.007	56000	<0.007	<0.007	<0.007	<0.007	<0.14	<0.007	<0.007
	Ethylbenzene	mg/kg	0.004	24000	<0.004	<0.004	<0.004	<0.004	<0.08	<0.004	<0.004
	Xylene (m & p)	mg/kg	0.01	41000[87]	<0.01	<0.01	<0.01	<0.01	<0.2	<0.01	<0.01
	Xylene (o)	mg/kg	0.01	41000	<0.01	<0.01	<0.01	<0.01	<0.2	<0.01	<0.01
	Xylene Total	mg/kg	0.02		<0.02	<0.02	<0.02	<0.02	<0.4	<0.02	<0.02
	MTBE	mg/kg	0.01		<0.01	<0.01	<0.01	<0.01	<0.2	<0.01	<0.01
	Total BTEX	mg/kg	0.04		<0.04	<0.04	<0.04	<0.04	<0.8	<0.04	<0.04
VOC	Styrene	mg/kg	0.01		<0.01	<0.01	<0.01	<0.01	<0.2	<0.01	<0.01
	cis-1,3-dichloropropene	mg/kg	0.01		<0.01	<0.01	<0.01	<0.01	<0.2	<0.01	<0.01
	trans-1,3-dichloropropene	mg/kg	0.01		<0.01	<0.01	<0.01	<0.01	<0.2	<0.01	<0.01
	1,1,1,2-tetrachloroethane	mg/kg	0.01	1400	<0.01	<0.01	<0.01	<0.01	<0.2	<0.01	<0.01
	1,1,1-trichloroethane	mg/kg	0.007	140000	<0.007	<0.007	<0.007	<0.007	<0.14	<0.007	<0.007
	1,1,2,2-tetrachloroethane	mg/kg	0.01	1400	<0.01	<0.01	<0.01	<0.01	<0.2	<0.01	<0.01
	1,1,2-trichloroethane	mg/kg	0.01		<0.01	<0.01	<0.01	<0.01	<0.2	<0.01	<0.01
	1,1-dichloroethane	mg/kg	0.008		<0.008	<0.008	<0.008	<0.008	<0.16	<0.008	<0.008
	1,1-dichloroethene	mg/kg	0.01		<0.01	<0.01	<0.01	<0.01	<0.2	<0.01	<0.01
	1,1-dichloropropene	mg/kg	0.01		<0.01	<0.01	<0.01	<0.01	<0.2	<0.01	<0.01
	1,2,3-trichloropropane	mg/kg	0.016		<0.016	<0.016	<0.016	<0.016	<0.32	<0.016	<0.016
	1,2,4-trimethylbenzene	mg/kg	0.009		<0.009	<0.009	<0.009	<0.009	<0.18	<0.009	<0.009
	1,2-dibromo-3-chloropropane	mg/kg	0.014		<0.014	<0.014	<0.014	<0.014	<0.28	<0.014	<0.014
	1,2-dibromoethane	mg/kg	0.01		<0.01	<0.01	<0.01	<0.01	<0.2	<0.01	<0.01
	1,2-dichloroethane	mg/kg	0.005	29	<0.005	<0.005	<0.005	<0.005	<0.1	<0.005	<0.005
	1,2-dichloropropane	mg/kg	0.01		<0.01	<0.01	<0.01	<0.01	<0.2	<0.01	<0.01
	1,3,5-trimethylbenzene	mg/kg	0.008		<0.008	<0.008	<0.008	<0.008	<0.16	<0.008	<0.008
	1,3-dichloropropane	mg/kg	0.007		<0.007	<0.007	<0.007	<0.007	<0.14	<0.007	<0.007
	2,2-dichloropropane	mg/kg	0.01		<0.01	<0.01	<0.01	<0.01	<0.2	<0.01	<0.01
	2-chlorotoluene	mg/kg	0.009		<0.009	<0.009	<0.009	<0.009	<0.18	<0.009	<0.009
	4-chlorotoluene	mg/kg	0.01		<0.01	<0.01	<0.01	<0.01	<0.2	<0.01	<0.01
	Bromobenzene	mg/kg	0.01		<0.01	<0.01	<0.01	<0.01	<0.2	<0.01	<0.01
	Bromochloromethane	mg/kg	0.01		<0.01	<0.01	<0.01	<0.01	<0.2	<0.01	<0.01
	Bromodichloromethane	mg/kg	0.007		<0.007	<0.007	<0.007	<0.007	<0.14	<0.007	<0.007
	Bromoform	mg/kg	0.01		<0.01	<0.01	<0.01	<0.01	<0.2	<0.01	<0.01
	Bromomethane	mg/kg	0.01		<0.01	<0.01	<0.01	<0.01	<0.2	<0.01	<0.01
	Carbon disulfide	mg/kg	0.007	11000	<0.007	<0.007	<0.007	<0.007	<0.14	<0.007	<0.007
	Carbon tetrachloride	mg/kg	0.01	890	<0.01	<0.01	<0.01	<0.01	<0.2	<0.01	<0.01
	Chlorodibromomethane	mg/kg	0.01		<0.01	<0.01	<0.01	<0.01	<0.2	<0.01	<0.01
	Chloroethane	mg/kg	0.01		<0.01	<0.01	<0.01	<0.01	<0.2	<0.01	<0.01
	Chloroform	mg/kg	0.008	2500	<0.008	<0.008	<0.008	<0.008	<0.16	<0.008	<0.008
	Chloromethane	mg/kg	0.007		<0.007	<0.007	<0.007	<0.007	<0.14	<0.007	<0.007
	cis-1,2-dichloroethene	mg/kg	0.006		<0.006	<0.006	<0.006	<0.006	<0.12	<0.006	<0.006
	Dibromomethane	mg/kg	0.009		<0.009	<0.009	<0.009	<0.009	<0.18	<0.009	<0.009
	Dichlorodifluoromethane	mg/kg	0.006		<0.006	<0.006	<0.006	<0.006	<0.12	<0.006	<0.006
	Dichloromethane	mg/kg	0.01		<0.01	<0.01	<0.01	<0.01	<0.2	0.0155	0.0143
	Isopropylbenzene	mg/kg	0.005		<0.005	<0.005	<0.005	<0.005	<0.1	<0.005	<0.005
	n-butylbenzene	mg/kg	0.011		<0.011	<0.011	<0.011	<0.011	<0.22	<0.011	<0.011
	n-propylbenzene	mg/kg	0.01		<0.01	<0.01	<0.01	<0.01	<0.2	<0.01	<0.01
	p-isopropyltoluene	mg/kg	0.01		<0.01	<0.01	<0.01	<0.01	<0.2	<0.01	<0.01
	sec-butylbenzene	mg/kg	0.01		<0.01	<0.01	<0.01	<0.01	<0.2	<0.01	<0.01
	Trichloroethene	mg/kg	0.009	120	<0.009	<0.009	<0.009	<0.009	<0.18	<0.009	<0.009
	tert-butylbenzene	mg/kg	0.014		<0.014	<0.014	<0.014	<0.014	<0.28	<0.014	<0.014
	Tetrachloroethene	mg/kg	0.005	1400	<0.005	<0.005	<0.005	<0.005	<0.1	<0.005	<0.005
	trans-1,2-dichloroethene	mg/kg	0.01		<0.01	<0.01	<0.01	<0.01	<0.2	<0.01	<0.01
	Trichlorofluoromethane	mg/kg	0.006		<0.006	<0.006	<0.006	<0.006	<0.12	<0.006	<0.006
	Vinyl chloride	mg/kg	0.006	3.5	<0.006	<0.006	<0.006	<0.006	<0.12	<0.006	<0.006
	tert-Amyl methyl ether	mg/kg	0.01		<0.01	<0.01	<0.01	<0.01	<0.2	<0.01	<0.01
VOC/SVOC	1,2,3-trichlorobenzene	mg/kg	0.02	1800	<0.02	<0.02	<0.02	<0.02	<0.4	<0.02	<0.02
	1,2,4-trichlorobenzene	mg/kg	0.02	15000	<0.02	<0.02	<0.02	<0.02	<0.1	<0.02	<0.02
	1,2-dichlorobenzene	mg/kg	0.01	90000	<0.01	<0.01	<0.01	<0.01	<0.1	<0.01	<0.01
	1,3,5-Trichlorobenzene	mg/kg	0.02	1700	-	-	-	-	-	-	-
	1,3-dichlorobenzene	mg/kg	0.008	300	<0.008	<0.008	<0.008	<0.008	<0.1	<0.008	<0.008
	1,4-dichlorobenzene	mg/kg	0.005	17000	<0.005	<0.005	<0.005	<0.005	<0.1	<0.005	<0.005

				Location Code	TP02002	TP02002	TP02002	TP02003	TP02003	TP02003	TP02003
				Sample Depth Range	0.4-0.4	2.1-2.1	3.1-3.1	0.05-0.05	0.4-0.4	1.7-1.7	1.7-1.7
				Sampled Date Time	21/04/2020	21/04/2020	21/04/2020	27/04/2020	27/04/2020	27/04/2020	27/04/2020
Chem Group	ChemName	output unit	EQL	LQM S4UL Public Open Space (POS) Residential - 1% SOM (GAC)							
	Chlorobenzene	mg/kg	0.005	11000	<0.005	<0.005	<0.005	<0.005	<0.1	<0.005	<0.005
	Hexachlorobutadiene	mg/kg	0.02	25	<0.02	<0.02	<0.02	<0.02	<0.1	<0.02	<0.02
SVOC	4-bromophenyl phenyl ether	mg/kg	0.1		<0.1	<0.1	<0.1	<0.1	<0.1	<0.1	<0.1
	4-nitroaniline	mg/kg	0.1		<0.1	<0.1	<0.1	<0.1	<0.1	<0.1	<0.1
	4-nitrophenol	mg/kg	0.1		<0.1	<0.1	<0.1	<0.1	<0.1	<0.1	<0.1
	2,4,5-trichlorophenol	mg/kg	0.1		<0.1	<0.1	<0.1	<0.01	<0.1	<0.1	<0.1
	2,4,6-trichlorophenol	mg/kg	0.1		<0.1	<0.1	<0.1	<0.1	<0.1	<0.1	<0.1
	2,4-dichlorophenol	mg/kg	0.1		<0.1	<0.1	<0.1	<0.1	<0.1	<0.1	<0.1
	2,4-dimethylphenol	mg/kg	0.1		<0.1	<0.1	<0.1	<0.1	<0.1	<0.1	<0.1
	2,4-dinitrotoluene	mg/kg	0.1		<0.1	<0.1	<0.1	<0.1	<0.1	<0.1	<0.1
	2,6-dinitrotoluene	mg/kg	0.1		<0.1	<0.1	<0.1	<0.1	<0.1	<0.1	<0.1
	2-chloronaphthalene	mg/kg	0.1		<0.1	<0.1	<0.1	<0.1	<0.1	<0.1	<0.1
	2-chlorophenol	mg/kg	0.1		<0.1	<0.1	<0.1	<0.1	<0.1	<0.1	<0.1
	2-methylnaphthalene	mg/kg	0.1		<0.1	<0.1	<0.1	<0.1	<0.1	<0.1	<0.1
	2-methylphenol	mg/kg	0.1		<0.1	<0.1	<0.1	<0.1	<0.1	<0.1	<0.1
	2-nitroaniline	mg/kg	0.1		<0.1	<0.1	<0.1	<0.1	<0.1	<0.1	<0.1
	2-nitrophenol	mg/kg	0.1		<0.1	<0.1	<0.1	<0.1	<0.1	<0.1	<0.1
	3-nitroaniline	mg/kg	0.1		<0.1	<0.1	<0.1	<0.1	<0.1	<0.1	<0.1
	4-chloro-3-methylphenol	mg/kg	0.1		<0.1	<0.1	<0.1	<0.1	<0.1	<0.1	<0.1
	4-chloroaniline	mg/kg	0.1		<0.1	<0.1	<0.1	<0.1	<0.1	<0.1	<0.1
	4-chlorophenyl phenyl ether	mg/kg	0.1		<0.1	<0.1	<0.1	<0.1	<0.1	<0.1	<0.1
	4-methylphenol	mg/kg	0.1		<0.1	<0.1	<0.1	<0.1	<0.1	<0.1	<0.1
	Azobenzene	mg/kg	0.1		<0.1	<0.1	<0.1	<0.1	<0.1	<0.1	<0.1
	Bis(2-chloroethoxy) methane	mg/kg	0.1		<0.1	<0.1	<0.1	<0.1	<0.1	<0.1	<0.1
	Bis(2-chloroethyl)ether	mg/kg	0.1		<0.1	<0.1	<0.1	<0.1	<0.1	<0.1	<0.1
	Bis(2-chloroisopropyl) ether	mg/kg	0.1		<0.1	<0.1	<0.1	<0.1	<0.1	<0.1	<0.1
	Bis(2-ethylhexyl) phthalate	mg/kg	0.1		<0.1	<0.1	<0.1	<0.1	<0.1	<0.1	<0.1
	Butyl benzyl phthalate	mg/kg	0.1		<0.1	<0.1	<0.1	<0.1	<0.1	<0.1	<0.1
	Carbazole	mg/kg	0.1		<0.1	<0.1	<0.1	<0.1	<0.1	<0.1	<0.1
	Dibenzofuran	mg/kg	0.1		<0.1	<0.1	<0.1	<0.1	<0.1	<0.1	<0.1
	Diethylphthalate	mg/kg	0.1		<0.1	<0.1	<0.1	<0.1	<0.1	<0.1	<0.1
	Dimethyl phthalate	mg/kg	0.1		<0.1	<0.1	<0.1	<0.1	<0.1	<0.1	<0.1
	Di-n-butyl phthalate	mg/kg	0.1		<0.1	<0.1	<0.1	<0.1	<0.1	<0.1	<0.1
	Di-n-octyl phthalate	mg/kg	0.1		<0.1	<0.1	<0.1	<0.1	<0.1	<0.1	<0.1
	Hexachlorobenzene	mg/kg	0.05	16	<0.1	<0.1	<0.1	<0.05	<0.1	<0.1	<0.1
	Hexachlorocyclopentadiene	mg/kg	0.1		<0.1	<0.1	<0.1	<0.1	<0.1	<0.1	<0.1
	Hexachloroethane	mg/kg	0.1		<0.1	<0.1	<0.1	<0.1	<0.1	<0.1	<0.1
	Isophorone	mg/kg	0.1		<0.1	<0.1	<0.1	<0.1	<0.1	<0.1	<0.1
	Nitrobenzene	mg/kg	0.1		<0.1	<0.1	<0.1	<0.1	<0.1	<0.1	<0.1
	N-nitrosodi-n-propylamine	mg/kg	0.1		<0.1	<0.1	<0.1	<0.1	<0.1	<0.1	<0.1
	Pentachloronitrobenzene	mg/kg	0.05		-	-	-	-	-	-	-
	Pentachlorophenol	mg/kg	0.1	60	<0.1	<0.1	<0.1	<0.1	<0.1	<0.1	<0.1
PCB	Heptachlorobiphenyl, 2,3,3,4,4,5,5- (PCB 189)	mg/kg	0.003		<0.003	<0.003	<0.003	<0.003	<0.003	<0.003	<0.003
	Hexachlorobiphenyl, 2,3,3,4,4,5- (PCB 156)	mg/kg	0.003		<0.003	<0.003	<0.003	<0.003	<0.003	<0.003	<0.003
	Hexachlorobiphenyl, 2,3,3,4,4,5- (PCB 157)	mg/kg	0.003		<0.003	<0.003	<0.003	<0.003	<0.003	<0.003	<0.003
	Hexachlorobiphenyl, 2,3,4,4,5,5- (PCB 167)	mg/kg	0.003		<0.003	<0.003	<0.003	<0.003	<0.003	<0.003	<0.003
	Hexachlorobiphenyl, 3,3,4,4,5,5- (PCB 169)	mg/kg	0.003		<0.003	<0.003	<0.003	<0.003	<0.003	<0.003	<0.003
	PCB 101	mg/kg	0.003		<0.003	<0.003	<0.003	<0.003	<0.003	<0.003	<0.003
	PCB 118	mg/kg	0.003		<0.003	<0.003	<0.003	<0.003	<0.003	<0.003	<0.003
	PCB 138	mg/kg	0.003		<0.003	<0.003	<0.003	<0.003	<0.003	<0.003	<0.003
	PCB 153	mg/kg	0.003		<0.003	<0.003	<0.003	<0.003	<0.003	<0.003	<0.003
	PCB 180	mg/kg	0.003		<0.003	<0.003	<0.003	<0.003	<0.003	<0.003	<0.003
	PCB 28	mg/kg	0.003		<0.003	<0.003	<0.003	<0.003	<0.003	<0.003	<0.003
	PCB 52	mg/kg	0.003		<0.003	<0.003	<0.003	<0.003	<0.003	<0.003	<0.003
	Pentachlorobiphenyl, 2,3,3,4,4- (PCB 105)	mg/kg	0.003		<0.003	<0.003	<0.003	<0.003	<0.003	<0.003	<0.003
	Pentachlorobiphenyl, 2,3,4,4,5- (PCB 114)	mg/kg	0.003		<0.003	<0.003	<0.003	<0.003	<0.003	<0.003	<0.003
	Pentachlorobiphenyl, 2,3,4,4,5- (PCB 123)	mg/kg	0.003		<0.003	<0.003	<0.003	<0.003	<0.003	<0.003	<0.003
	Pentachlorobiphenyl, 3,3,4,4,5- (PCB 126)	mg/kg	0.003		<0.003	<0.003	<0.003	<0.003	<0.003	<0.003	<0.003
	Tetrachlorobiphenyl, 3,3,4,4- (PCB 77)	mg/kg	0.003		<0.003	<0.003	<0.003	<0.003	<0.003	<0.003	<0.003
	Tetrachlorobiphenyl, 3,4,4,5- (PCB 81)	mg/kg	0.003		<0.003	<0.003	<0.003	<0.003	<0.003	<0.003	<0.003
	Total PCB 7 Congeners	mg/kg	0.021		<0.021	<0.021	<0.021	<0.021	<0.021	<0.021	<0.021
	Total PCB WHO 12	mg/kg	0.036		<0.036	<0.036	<0.036	<0.036	<0.036	<0.036	<0.036
Phenolics	Xylenols	mg/kg	0.015		<0.015	<0.015	<0.015	<0.015	<0.015	<0.015	<0.015
	Cresol Total	mg/kg	0.01		<0.01	<0.01	<0.01	0.0111	<0.01	<0.01	<0.01
	Phenol	mg/kg	0.01	(dir)760[#8]	<0.01	<0.01	<0.01	<0.01	<0.01	<0.01	<0.01
	Phenols Monohydric	mg/kg	0.035		<0.035	<0.035	<0.035	<0.035	<0.035	<0.035	<0.035
Organotins	Dibutyltin	mg/kg			-	-	-	-	-	-	-
	Monophenyltin	mg/kg			<0.02	<0.02	<0.02	<0.02	<0.02	<0.02	<0.02
	Diphenyltin	mg/kg			-	-	-	-	-	-	-
	Monobutyltin	mg/kg			-	-	-	-	-	-	-
	Tetrabutyltin	mg/kg			-	-	-	-	-	-	-
	Tributyltin	mg/kg			<0.02	<0.02	<0.02	<0.02	<0.02	<0.02	<0.02
	Triphenyltin	mg/kg			-	-	-	-	-	-	-
Pesticides	Heptachlor epoxide	mg/kg	0.05		-	-	-	<0.05	-	-	-
	Tecnazene	mg/kg	0.05		-	-	-	-	-	-	-
	2,4,5-TP (Silvex)	mg/kg			-	-	-	<0.01	-	-	-
	Hedonal	mg/kg			-	-	-	<0.01	-	-	-

				Location Code	TP02002	TP02002	TP02002	TP02003	TP02003	TP02003	TP02003
				Sample Depth Range	0.4-0.4	2.1-2.1	3.1-3.1	0.05-0.05	0.4-0.4	1.7-1.7	1.7-1.7
				Sampled Date Time	21/04/2020	21/04/2020	21/04/2020	27/04/2020	27/04/2020	27/04/2020	27/04/2020
			LQM S4UL Public Open Space (POS) Residential - 1% SOM (GAC)								
Chem_Group	ChemName	output unit	EQL								
	2,4-DDT	mg/kg	0.05		-	-	-	<0.05	-	-	-
	2,4-Dichlorprop	mg/kg			-	-	-	<0.01	-	-	-
	4-(2,4-Dichlorophenoxy)butyric Acid (2,4-DB)	mg/kg			-	-	-	<0.01	-	-	-
	4,4-DDE	mg/kg	0.05		-	-	-	<0.05	-	-	-
	a-BHC	mg/kg	0.05	24	-	-	-	<0.05	-	-	-
	Aldrin	mg/kg	0.05	18	-	-	-	<0.05	-	-	-
	Atrazine	mg/kg	0.05	1200	-	-	-	<0.05	-	-	-
	Azinophos methyl	mg/kg	0.05		-	-	-	<0.05	-	-	-
	b-BHC	mg/kg	0.05	8.1	-	-	-	<0.05	-	-	-
	Bentazone	mg/kg			-	-	-	<0.01	-	-	-
	Chlordane (cis)	mg/kg	0.05		-	-	-	<0.05	-	-	-
	Chlordane (trans)	mg/kg	0.05		-	-	-	<0.05	-	-	-
	Chlorfenvinphos	mg/kg	0.05		-	-	-	<0.05	-	-	-
	Chlorotoluron	mg/kg			-	-	-	<0.01	-	-	-
	Chlorpyrifos-methyl	mg/kg	0.05		-	-	-	<0.05	-	-	-
	Cyanazine	mg/kg			-	-	-	<0.01	-	-	-
	d-BHC	mg/kg	0.05		-	-	-	<0.05	-	-	-
	DDD	mg/kg	0.05		-	-	-	<0.05	-	-	-
	DDT	mg/kg	0.05		-	-	-	<0.1	-	-	-
	Chlorothalonil	mg/kg	0.05		-	-	-	-	-	-	-
	Diazinon	mg/kg	0.05		-	-	-	<0.05	-	-	-
	Dichlorvos	mg/kg	0.05	16	-	-	-	<0.05	-	-	-
	Dieldrin	mg/kg	0.05	18	-	-	-	<0.05	-	-	-
	Dimethoate	mg/kg	0.05		-	-	-	<0.05	-	-	-
	Disulfoton	mg/kg	0.05		-	-	-	-	-	-	-
	Diuron	mg/kg			-	-	-	<0.01	-	-	-
	Endosulfan I	mg/kg	0.05	1200	-	-	-	<0.05	-	-	-
	Endosulfan II	mg/kg	0.05		-	-	-	<0.05	-	-	-
	Endosulfan sulphate	mg/kg	0.05		-	-	-	-	-	-	-
	Endrin	mg/kg	0.05		-	-	-	<0.05	-	-	-
	Fenitrothion	mg/kg	0.05		-	-	-	<0.05	-	-	-
	Fenthion	mg/kg	0.05		-	-	-	<0.05	-	-	-
	Fluroxypyr	mg/kg			-	-	-	<0.01	-	-	-
	g-BHC (Lindane)	mg/kg	0.05	8.2	-	-	-	<0.05	-	-	-
	Heptachlor	mg/kg	0.05		-	-	-	<0.05	-	-	-
	Isodrin	mg/kg	0.05		-	-	-	<0.05	-	-	-
	Isoproturon	mg/kg			-	-	-	<0.01	-	-	-
	Linuron	mg/kg			-	-	-	<0.01	-	-	-
	Malathion	mg/kg	0.05		-	-	-	<0.05	-	-	-
	2-Methyl-4-chlorophenoxyacetic acid	mg/kg			-	-	-	<0.01	-	-	-
	2-Methyl-4-Chlorophenoxy Butanoic Acid	mg/kg			-	-	-	<0.01	-	-	-
	Mecoprop	mg/kg			-	-	-	<0.01	-	-	-
	Methoxychlor	mg/kg	0.05		-	-	-	<0.05	-	-	-
	Methyl parathion	mg/kg	0.05		-	-	-	<0.05	-	-	-
	Mevinphos (Phosdrin)	mg/kg	0.05		-	-	-	<0.05	-	-	-
	Nitroguanidine	mg/kg			-	-	-	-	-	-	-
	o,p-DDD	mg/kg	0.05		-	-	-	<0.05	-	-	-
	o,p'-DDE	mg/kg	0.05		-	-	-	<0.05	-	-	-
	o,p-Methoxychlor	mg/kg	0.05		-	-	-	-	-	-	-
	Parathion	mg/kg	0.05		-	-	-	<0.05	-	-	-
	Pendimethalin	mg/kg	0.05		-	-	-	<0.05	-	-	-
	Permethrin	mg/kg	0.05		-	-	-	-	-	-	-

				Location Code	TP02002	TP02002	TP02002	TP02003	TP02003	TP02003	TP02003
				Sample Depth Range	0.4-0.4	2.1-2.1	3.1-3.1	0.05-0.05	0.4-0.4	1.7-1.7	1.7-1.7
				Sampled Date Time	21/04/2020	21/04/2020	21/04/2020	27/04/2020	27/04/2020	27/04/2020	27/04/2020
			LQM S4UL Public Open Space (POS) Residential - 1% SOM (GAC)								
Chem_Group	**ChemName**	**output unit**	**EQL**								
	Permethrin II	mg/kg	0.05		-	-	-	-	-	-	-
	Phorate	mg/kg	0.05		-	-	-	<0.05	-	-	-
	Prometryn	mg/kg	0.05		-	-	-	<0.05	-	-	-
	Pronamide	mg/kg	0.05		-	-	-	<0.05	-	-	-
	Propazine	mg/kg	0.05		-	-	-	<0.05	-	-	-
	Simazine	mg/kg	0.05		-	-	-	<0.05	-	-	-
	Terbutryn	mg/kg	0.05		-	-	-	<0.05	-	-	-
	Terbutylazine	mg/kg	0.05		-	-	-	<0.05	-	-	-
	Triadimefon	mg/kg	0.05		-	-	-	<0.05	-	-	-
	Triallate	mg/kg	0.05		-	-	-	-	-	-	-
	Tricloovr	mg/kg			-	-	-	<0.01	-	-	-
	Trifluralin	mg/kg	0.05		-	-	-	<0.05	-	-	-
	Telodrin	mg/kg	0.05		-	-	-	-	-	-	-
Radionuclides	Caesium-137	Bq/kg	1.4		-	-	-	-	-	-	-
	Protactinium-234m	Bq/kg	140		-	-	-	-	-	-	-
	Americium-241	Bq/g	0.0022		-	-	-	-	-	-	-
	Beryllium-7	Bq/g	0.016		-	-	-	-	-	-	-
	Cobalt-60	Bq/g	0.0015		-	-	-	-	-	-	-
	Gross alpha	Bq/kg	54		-	-	-	-	-	-	-
	Gross beta	Bq/kg	87		-	-	-	-	-	-	-
	Lead-210	Bq/kg	22		-	-	-	-	-	-	-
	Potassium-40	Bq/kg	2		-	-	-	-	-	-	-
	Radium -224	Bq/g	0.022		-	-	-	-	-	-	-
	Radium-226	Bq/g	0.0005		-	-	-	-	-	-	-
	Thorium-228	Bq/g	0.0005		-	-	-	-	-	-	-
	Thorium-230	Bq/g	0.0005		-	-	-	-	-	-	-
	Thorium-232	Bq/g	0.0005		-	-	-	-	-	-	-
	Thorium-234	Bq/g	0.025		-	-	-	-	-	-	-
	Uranium-234	Bq/g	0.0005		-	-	-	-	-	-	-
	Uranium-235	Bq/g	0.0005		-	-	-	-	-	-	-
SVOC TIC	SVOC TICS - Detect	Detect			0	0	0	0	0	0	0
	SVOC Tentatively Identified Compounds	mg/kg	0.1		<0.1	<0.1	<0.1	<1	<1	<0.1	<1
VOC TIC	VOC Tentatively Identified Compounds	mg/kg	0.05		<0.05	<0.05	-	<0.05	<0.05	<0.05	<0.05
Explosives	2,2,4,4,6,6-Hexanitrostilbene	mg/kg			-	-	-	-	-	-	-
	2,4,6-Trinitrotoluene (TNT)	mg/kg		130	-	-	-	-	-	-	-
	2,4,6-trinitrophenyl	mg/kg			-	-	-	-	-	-	-
	HMX	mg/kg		13000	-	-	-	-	-	-	-
	Ethylene glycol dinitrate	mg/kg			-	-	-	-	-	-	-
	Nitrocellulose (12% N)	mg/kg			-	-	-	-	-	-	-
	Nitroglycerine	mg/kg			-	-	-	-	-	-	-
	PETN	mg/kg			-	-	-	-	-	-	-
	RDX	mg/kg		26000	-	-	-	-	-	-	-
	Tetryl	mg/kg			-	-	-	-	-	-	-
NA	Actinium-228	Bq/kg	2		-	-	-	-	-	-	-
	Caesium-134	Bq/kg	1.7		-	-	-	-	-	-	-
	Bismuth-212	Bq/kg	19		-	-	-	-	-	-	-
	Bismuth-214	Bq/kg	2		-	-	-	-	-	-	-
	Lead-212	Bq/kg	2		-	-	-	-	-	-	-
	Lead-214	Bq/kg	2		-	-	-	-	-	-	-
	Thallium-208	Bq/kg	2		-	-	-	-	-	-	-
Other	Temperature	°C			15.3 - 18.4	8.2 - 18.3	16.8 - 18.5	15.7 - 19.6	18 - 19.1	16.8 - 19.3	18.9 - 19.5
	Conductivity @ 20oC	uS/cm	14		65.4 - 131	52.4 - 109	51.5 - 117	94 - 278	70.2 - 161	72.6 - 164	76.3 - 204
	Organic Matter	%	0.35		-	-	-	-	-	-	-
	Moisture Content (dried @35oC)	%			15	15	14	9.8	13	16	15
	pH (Lab)	pH Units	1		7.69 - 8.44	6.68 - 8.46	8.39 - 8.88	8.26 - 8.47	6.96 - 8.48	7.58 - 8.42	8.2 - 8.51
	Total Organic Carbon	%	0.2		0.696	0.255	<0.2	1.56	0.551	0.416	0.426

Environmental Standards Comments
#1:GAC is only presented as speciated chromium. 7.7mg/kg is used for hexavalent. If hexavalent chromium (CrVI) data is available, a value of 1,500mg/kg may be appropriate for the remaining trivalent chromium (CrIII).
#2:C4SL for lead adopted
#3:GAC only presented as speciated mercury. 16mg/kg is used for elemental mercury. If the CSM indicates that elemental mercury is not a CoC and mercury is present in an inorganic form, a value of 120mg/kg for inorganic mercury may be appropriate
#4:Updated S4UL for nickel
#5:S4UL exceeds solubility saturation limit
#6:Criteria derived for Ali>C16-C35 split between Ali>C16-21 & Ali>C21-35. Requires summation of fractions to use Ali>C16-C35 criteria.
#7:Criteria presented is for p-xylene. A separate value is presented for o-xylene.
#8:S4UL based on a threshold protective of direct skin contact with phenol

Key

<0.6	Result MDL exceeds GAC
27.8	Result exceeds GAC

Notes
Where a range is given a determinand has been analysed for by more than one method

				Location Code	TP02003	TP02004	TP02004	TP02004	TP02004	TP02004	TP02004
				Sample Depth Range	3.8-3.8	0.05-0.05	0.05-0.05	0.3-0.4	0.9-1	1.3-1.4	1.7-1.8
				Sampled Date Time	27/04/2020	15/04/2020	15/04/2020	16/04/2020	16/04/2020	16/04/2020	16/04/2020
				LQM S4UL Public Open Space (POS) Residential - 1% SOM (GAC)							
Chem Group	**ChemName**	**output unit**	**EQL**								
Metals	Antimony	mg/kg	0.6		<0.6	2.89	-	0.968	0.942	<0.6	<0.6
	Arsenic	mg/kg	0.6	79	4.53	14.6	-	6.74	16.6	17.9	5.04
	Barium	mg/kg	0.6		-	-	-	-	-	-	-
	Beryllium	mg/kg	0.01	2.2	-	-	-	-	-	-	-
	Boron	mg/kg	1	21000	<1	<1	-	<1	1.79	<1	<1
	Cadmium	mg/kg	0.02	120	0.154	0.333	-	0.15	0.568	1.04	0.529
	Chromium (hexavalent)	mg/kg	0.6	7.7	<0.6	<0.6	-	<0.6	<0.6	<0.6	<0.6
	Chromium	mg/kg	0.9	#1	2.46	26	-	8.05	48.2	9.61	3.17
	Copper	mg/kg	1.4	12000	5.44	24.1	-	24.9	14	14.1	6.43
	Lead	mg/kg	0.7	630#2	2.74	64.7	-	40.8	11.4	4.8	3.98
	Mercury	mg/kg	0.14	#3	<0.14	<0.14	-	<0.14	<0.14	<0.14	<0.14
	Molybdenum	mg/kg	0.1		0.131	0.593	-	0.744	<0.1	0.121	0.504
	Nickel	mg/kg	0.2	230#4	7.1	29.8	-	13.3	94.8	83.1	38.2
	Selenium	mg/kg	1	1100	<1	<1	-	<1	<1	<1	<1
	Vanadium	mg/kg	0.2	2000	10.3	44.5	-	15.3	61.9	12.3	5.78
	Zinc	mg/kg	1.9	81000	17	114	-	69.8	126	95.9	61.3
Asbestos	Anthophyllite	Detect			0	0	-	0	0	0	0
	Asbestos Analysts Comments	-			-	-	-	-	-	-	-
	Asbestos PCOM Quantification	%	0.001		-	-	-	-	-	-	-
	Asbestos Quantification Total	%	0.001		-	-	-	-	-	-	-
	Asbestos: Actinolite	Detect			0	0	-	0	0	0	0
	Additional Asbestos Components (Using TM048)	Comment			-	-	-	-	-	-	-
	Crocidolite Asbestos	Detect			0	0	-	0	0	0	0
	Asbestos Gravimetric Quantification	%	0.001		-	-	-	-	-	-	-
	Chrysotile Asbestos	Detect			0	0	-	0	0	0	0
	Amosite Asbestos	Detect			0	0	-	0	0	0	0
	Non-Asbestos Fibre	Detect			0	0	-	0	0	0	0
	Tremolite	Detect			0	0	-	0	0	0	0
Inorganics	Alkalinity (total) as CaCO3	mg/kg	10		-	-	-	-	-	-	-
	Ammoniacal Nitrogen as N	mg/kg	12		16	47.5	-	<12	29.1	133	<12
	Cyanide (Free)	mg/kg	1		<1	<1	-	<1	<1	<1	<1
	Cyanide Total	mg/kg	1		<1	<1	-	<1	<1	<1	<1
	cyanides-complex	mg/kg	1		<1	<1	-	<1	<1	<1	<1
	Nitrite (as N)	mg/kg	0.03		-	-	-	-	-	-	-
	Sulphate	mg/kg	200		-	-	-	-	-	-	-
PAH	Naphthalene	mg/kg	0.009	4900	<0.009	<0.013 - 0.0411	-	<0.045	<0.009	<0.009	<0.009
	Acenaphthene	mg/kg	0.008	15000	<0.008	<0.1 - 0.0297	-	<0.04	<0.008	<0.008	<0.008
	Acenaphthylene	mg/kg	0.012	15000	<0.012	<0.1 - 0.0958	-	0.0895	<0.012	<0.012	<0.012
	Fluoranthene	mg/kg	0.017	3100	<0.017	1.66 - 1.68	-	2.16	<0.017	<0.017	0.075
	Anthracene	mg/kg	0.016	74000	<0.016	0.128 - 0.134	-	0.227	<0.016	<0.016	<0.016
	Phenanthrene	mg/kg	0.015	3100	<0.015	0.521 - 0.65	-	0.706	<0.015	<0.015	0.0423
	Fluorene	mg/kg	0.01	9900	<0.01	<0.1 - 0.0333	-	<0.05	<0.01	<0.01	<0.01
	Chrysene	mg/kg	0.01	57	<0.01	0.922 - 0.951	-	1.08	<0.01	<0.01	0.0414
	Pyrene	mg/kg	0.015	7400	<0.015	1.45 - 1.79	-	1.86	<0.015	<0.015	0.0637
	Benzo(a)anthracene	mg/kg	0.014	29	<0.014	0.929 - 0.963	-	1.16	<0.014	<0.014	0.043
	Benzo(b)fluoranthene	mg/kg	0.015	7.1	<0.015	1.01 - 1.56	-	1.69	<0.015	<0.015	0.0669
	Benzo(k)fluoranthene	mg/kg	0.014	190	<0.014	0.579 - 0.882	-	0.587	<0.014	<0.014	0.0258
	Benzo(a)pyrene	mg/kg	0.015	5.7	<0.015	1.07 - 1.12	-	1.21	<0.015	<0.015	0.0456
	Dibenz(a,h)anthracene	mg/kg	0.023	0.57	<0.023	0.12 - 0.139	-	0.128	<0.023	<0.023	<0.023
	Benzo(g,h,i)perylene	mg/kg	0.024	640	<0.024	0.731 - 0.753	-	0.795	<0.024	<0.024	0.0308
	Indeno(1,2,3-c,d)pyrene	mg/kg	0.018	82	<0.018	0.855 - 1.03	-	0.849	<0.018	<0.018	0.0339
	PAH 16 Total	mg/kg	0.118		<0.118	10.8	-	12.6	<0.118	<0.118	0.468
TPH CWG	>C5-C6 Aliphatics	mg/kg	0.01	(sol)570000#5	<0.01	<0.01	-	<0.01	<0.01	<0.01	<0.01
	>C6-C8 Aliphatics	mg/kg	0.01	600000	<0.01	<0.01	-	<0.01	<0.01	<0.01	<0.01
	>C10-C44 Aliphatics	mg/kg	5		<5	5.03	-	16.2	<5	<5	<5
	>C10-C44 Aliphatics/Aromatics	mg/kg	10		<10	34.7	-	78.6	<10	<10	<10
	>C8-C10 Aliphatics	mg/kg	0.01	13000	<0.01	<0.01	-	<0.01	<0.01	<0.01	<0.01
	>C10-C12 Aliphatics	mg/kg	0.01	13000	<1	<1	-	<1	<1	<1	<1
	>C12-C16 Aliphatics	mg/kg	0.1	13000	<1	<1	-	<1	<1	<1	<1
	>C16-C21 Aliphatics	mg/kg	0.1	125000#6	<1	<1	-	2.79	<1	<1	<1
	>C21-C35 Aliphatics	mg/kg	0.1	125000#6	<1	4.67	-	12	<1	<1	1.86
	>C35-C44 Aliphatics	mg/kg	0.1	250000	<1	<1	-	<1	<1	<1	<1
	>C5-C10 Aliphatics	mg/kg	0.05		<0.05	<0.05	-	<0.05	<0.05	<0.05	<0.05
	Total Aliphatics >C12-C44	mg/kg	0.1		-	-	-	-	-	-	-
	>EC5-EC10 Aromatics	mg/kg	0.05		<0.05	<0.05	-	<0.05	<0.05	<0.05	<0.05
	>EC6-EC7 Aromatics	mg/kg	0.01		<0.01	<0.01	-	<0.01	<0.01	<0.01	<0.01
	>EC7-EC8 Aromatics	mg/kg	0.01	56000	<0.01	<0.01	-	<0.01	<0.01	<0.01	<0.01
	>EC8-EC10 Aromatics	mg/kg	0.01	5000	<0.01	<0.01	-	<0.01	<0.01	<0.01	<0.01
	>EC10-EC12 Aromatics	mg/kg	0.01	5000	<1	<1	-	<1	<1	<1	<1
	>EC10-EC44 Aromatics	mg/kg	5		<5	29.7	-	62.4	<5	<5	<5
	>EC12-EC16 Aromatics	mg/kg	0.1	5100	<1	<1	-	<1	<1	<1	<1
	>EC16-EC21 Aromatics	mg/kg	0.1	3800	<1	5.29	-	9.18	<1	<1	<1
	>EC21-EC35 Aromatics	mg/kg	0.1	3800	<1	22.3	-	43.8	<1	<1	<1
	>EC35-EC44 Aromatics	mg/kg	0.1	3800	<1	1.99	-	9.02	<1	<1	<1
	>EC40-EC44 Aromatics	mg/kg	0.1		<1	<1	-	1.86	<1	<1	<1
	>EC12-EC44 Aromatics	mg/kg	0.1		-	-	-	-	-	-	-
	TPH Aliphatics & Aromatics >C5-44	mg/kg	0.1		<10	34.7	-	78.6	<10	<10	<10
TPH	>C5-C6	mg/kg	0.02		-	-	-	-	-	-	-

				Location Code	TP02003	TP02004	TP02004	TP02004	TP02004	TP02004	TP02004
				Sample Depth Range	3.8-3.8	0.05-0.05	0.05-0.05	0.3-0.4	0.9-1	1.3-1.4	1.7-1.8
				Sampled Date Time	27/04/2020	15/04/2020	15/04/2020	16/04/2020	16/04/2020	16/04/2020	16/04/2020
				LQM S4UL Public Open Space (POS) Residential - 1% SOM (GAC)							
Chem_Group	ChemName	output unit	EQL								
	>C6-C7	mg/kg	0.02		-	-	-	-	-	-	-
	>C7-C8	mg/kg	0.02		-	-	-	-	-	-	-
	>C8-C10	mg/kg	0.02		-	-	-	-	-	-	-
	>C10-C12	mg/kg	0.02		-	-	-	-	-	-	-
	>C12-C16	mg/kg	35		-	-	-	-	-	-	-
	>C16-C21	mg/kg	35		-	-	-	-	-	-	-
	>C21-C28	mg/kg	35		-	-	-	-	-	-	-
	>C28-C35	mg/kg	35		-	-	-	-	-	-	-
	>C35-C40	mg/kg	35		-	-	-	-	-	-	-
	GRO >C5-10	mg/kg	0.02		<0.02	<0.02	-	<0.02	<0.02	<0.02	<0.02
	TPH >C6-C40	mg/kg	10		-	-	-	-	-	-	-
	EPH>C5-40	mg/kg	35		-	-	-	-	-	-	-
	EPH >C10-40	mg/kg	35		-	-	-	-	-	-	-
	GRO >C5-12	mg/kg	0.1		-	-	-	-	-	-	-
	Total Petroleum Hydrocarbons	mg/kg	35		-	-	-	-	-	-	-
BTEX and MTBE	Benzene	mg/kg	0.009	72	<0.009	<0.009	-	<0.009	<0.009	<0.009	<0.009
	Toluene	mg/kg	0.007	56000	<0.007	<0.007	-	<0.007	<0.007	<0.007	<0.007
	Ethylbenzene	mg/kg	0.004	24000	<0.004	<0.004	-	<0.004	<0.004	<0.004	<0.004
	Xylene (m & p)	mg/kg	0.01	41000[#7]	<0.01	<0.01	-	<0.01	<0.01	<0.01	<0.01
	Xylene (o)	mg/kg	0.01	41000	<0.01	<0.01	-	<0.01	<0.01	<0.01	<0.01
	Xylene Total	mg/kg	0.02		<0.02	<0.02	-	<0.02	<0.02	<0.02	<0.02
	MTBE	mg/kg	0.01		<0.01	<0.01	-	<0.01	<0.01	<0.01	<0.01
	Total BTEX	mg/kg	0.04		<0.04	<0.04	-	<0.04	<0.04	<0.04	<0.04
VOC	Styrene	mg/kg	0.01		<0.01	<0.01	-	-	-	-	-
	cis-1,3-dichloropropene	mg/kg	0.01		<0.01	<0.01	-	-	-	-	-
	trans-1,3-dichloropropene	mg/kg	0.01		<0.01	<0.01	-	-	-	-	-
	1,1,1,2-tetrachloroethane	mg/kg	0.01	1400	<0.01	<0.01	-	-	-	-	-
	1,1,1-trichloroethane	mg/kg	0.007	140000	<0.007	<0.007	-	-	-	-	-
	1,1,2,2-tetrachloroethane	mg/kg	0.01	1400	<0.01	<0.01	-	-	-	-	-
	1,1,2-trichloroethane	mg/kg	0.01		<0.01	<0.01	-	-	-	-	-
	1,1-dichloroethane	mg/kg	0.008		<0.008	<0.008	-	-	-	-	-
	1,1-dichloroethene	mg/kg	0.01		<0.01	<0.01	-	-	-	-	-
	1,1-dichloropropene	mg/kg	0.01		<0.01	<0.01	-	-	-	-	-
	1,2,3-trichloropropane	mg/kg	0.016		<0.016	<0.016	-	-	-	-	-
	1,2,4-trimethylbenzene	mg/kg	0.009		<0.009	<0.009	-	-	-	-	-
	1,2-dibromo-3-chloropropane	mg/kg	0.014		<0.014	<0.014	-	-	-	-	-
	1,2-dibromoethane	mg/kg	0.01		<0.01	<0.01	-	-	-	-	-
	1,2-dichloroethane	mg/kg	0.005	29	<0.005	<0.005	-	-	-	-	-
	1,2-dichloropropane	mg/kg	0.01		<0.01	<0.01	-	-	-	-	-
	1,3,5-trimethylbenzene	mg/kg	0.008		<0.008	<0.008	-	-	-	-	-
	1,3-dichloropropane	mg/kg	0.007		<0.007	<0.007	-	-	-	-	-
	2,2-dichloropropane	mg/kg	0.01		<0.01	<0.01	-	-	-	-	-
	2-chlorotoluene	mg/kg	0.009		<0.009	<0.009	-	-	-	-	-
	4-chlorotoluene	mg/kg	0.01		<0.01	<0.01	-	-	-	-	-
	Bromobenzene	mg/kg	0.01		<0.01	<0.01	-	-	-	-	-
	Bromochloromethane	mg/kg	0.01		<0.01	<0.01	-	-	-	-	-
	Bromodichloromethane	mg/kg	0.007		<0.007	<0.007	-	-	-	-	-
	Bromoform	mg/kg	0.01		<0.01	<0.01	-	-	-	-	-
	Bromomethane	mg/kg	0.01		<0.01	<0.01	-	-	-	-	-
	Carbon disulfide	mg/kg	0.007	11000	<0.007	0.0383	-	-	-	-	-
	Carbon tetrachloride	mg/kg	0.01	890	<0.01	<0.01	-	-	-	-	-
	Chlorodibromomethane	mg/kg	0.01		<0.01	<0.01	-	-	-	-	-
	Chloroethane	mg/kg	0.01		<0.01	<0.01	-	-	-	-	-
	Chloroform	mg/kg	0.008	2500	<0.008	<0.008	-	-	-	-	-
	Chloromethane	mg/kg	0.007		<0.007	<0.007	-	-	-	-	-
	cis-1,2-dichloroethene	mg/kg	0.006		<0.006	<0.006	-	-	-	-	-
	Dibromomethane	mg/kg	0.009		<0.009	<0.009	-	-	-	-	-
	Dichlorodifluoromethane	mg/kg	0.006		<0.006	<0.006	-	-	-	-	-
	Dichloromethane	mg/kg	0.01		0.0159	0.0591	-	-	-	-	-
	Isopropylbenzene	mg/kg	0.005		<0.005	<0.005	-	-	-	-	-
	n-butylbenzene	mg/kg	0.011		<0.011	<0.011	-	-	-	-	-
	n-propylbenzene	mg/kg	0.01		<0.01	<0.01	-	-	-	-	-
	p-isopropyltoluene	mg/kg	0.01		<0.01	<0.01	-	-	-	-	-
	sec-butylbenzene	mg/kg	0.01		<0.01	<0.01	-	-	-	-	-
	Trichloroethene	mg/kg	0.009	120	<0.009	<0.009	-	-	-	-	-
	tert-butylbenzene	mg/kg	0.014		<0.014	<0.014	-	-	-	-	-
	Tetrachloroethene	mg/kg	0.005	1400	<0.005	<0.005	-	-	-	-	-
	trans-1,2-dichloroethene	mg/kg	0.01		<0.01	<0.01	-	-	-	-	-
	Trichlorofluoromethane	mg/kg	0.006		<0.006	<0.006	-	-	-	-	-
	Vinyl chloride	mg/kg	0.006	3.5	<0.006	<0.006	-	-	-	-	-
	tert-Amyl methyl ether	mg/kg	0.01		<0.01	<0.01	-	-	-	-	-
VOC/SVOC	1,2,3-trichlorobenzene	mg/kg	0.02	1800	<0.02	<0.02	-	-	-	-	-
	1,2,4-trichlorobenzene	mg/kg	0.02	15000	<0.02	<0.02	-	-	-	-	-
	1,2-dichlorobenzene	mg/kg	0.01	90000	<0.01	<0.01	-	-	-	-	-
	1,3,5-Trichlorobenzene	mg/kg	0.02	1700	-	-	-	-	-	-	-
	1,3-dichlorobenzene	mg/kg	0.008	300	<0.008	<0.008	-	-	-	-	-
	1,4-dichlorobenzene	mg/kg	0.005	17000	<0.005	<0.005	-	-	-	-	-

				Location Code	TP02003	TP02004	TP02004	TP02004	TP02004	TP02004	TP02004
				Sample Depth Range	3.8-3.8	0.05-0.05	0.05-0.05	0.3-0.4	0.9-1	1.3-1.4	1.7-1.8
				Sampled Date Time	27/04/2020	15/04/2020	15/04/2020	16/04/2020	16/04/2020	16/04/2020	16/04/2020
				LQM S4UL Public Open Space (POS) Residential - 1% SOM (GAC)							
Chem_Group	**ChemName**	**output unit**	**EQL**								
	Chlorobenzene	mg/kg	0.005	11000	<0.005	<0.005	-	-	-	-	-
	Hexachlorobutadiene	mg/kg	0.02	25	<0.02	<0.02	-	-	-	-	-
SVOC	4-bromophenyl phenyl ether	mg/kg	0.1		<0.1	<0.1	-	-	-	-	-
	4-nitroaniline	mg/kg	0.1		<0.1	<0.1	-	-	-	-	-
	4-nitrophenol	mg/kg	0.1		<0.1	<0.1	-	-	-	-	-
	2,4,5-trichlorophenol	mg/kg	0.1		<0.1	<0.01	-	-	-	-	-
	2,4,6-trichlorophenol	mg/kg	0.1		<0.1	<0.1	-	-	-	-	-
	2,4-dichlorophenol	mg/kg	0.1		<0.1	<0.1	-	-	-	-	-
	2,4-dimethylphenol	mg/kg	0.1		<0.1	<0.1	-	-	-	-	-
	2,4-dinitrotoluene	mg/kg	0.1		<0.1	<0.1	-	-	-	-	-
	2,6-dinitrotoluene	mg/kg	0.1		<0.1	<0.1	-	-	-	-	-
	2-chloronaphthalene	mg/kg	0.1		<0.1	<0.1	-	-	-	-	-
	2-chlorophenol	mg/kg	0.1		<0.1	<0.1	-	-	-	-	-
	2-methylnaphthalene	mg/kg	0.1		<0.1	<0.1	-	-	-	-	-
	2-methylphenol	mg/kg	0.1		<0.1	<0.1	-	-	-	-	-
	2-nitroaniline	mg/kg	0.1		<0.1	<0.1	-	-	-	-	-
	2-nitrophenol	mg/kg	0.1		<0.1	<0.1	-	-	-	-	-
	3-nitroaniline	mg/kg	0.1		<0.1	<0.1	-	-	-	-	-
	4-chloro-3-methylphenol	mg/kg	0.1		<0.1	<0.1	-	-	-	-	-
	4-chloroaniline	mg/kg	0.1		<0.1	<0.1	-	-	-	-	-
	4-chlorophenyl phenyl ether	mg/kg	0.1		<0.1	<0.1	-	-	-	-	-
	4-methylphenol	mg/kg	0.1		<0.1	<0.1	-	-	-	-	-
	Azobenzene	mg/kg	0.1		<0.1	<0.1	-	-	-	-	-
	Bis(2-chloroethoxy) methane	mg/kg	0.1		<0.1	<0.1	-	-	-	-	-
	Bis(2-chloroethyl)ether	mg/kg	0.1		<0.1	<0.1	-	-	-	-	-
	Bis(2-chloroisopropyl) ether	mg/kg	0.1		<0.1	<0.1	-	-	-	-	-
	Bis(2-ethylhexyl) phthalate	mg/kg	0.1		<0.1	<0.1	-	-	-	-	-
	Butyl benzyl phthalate	mg/kg	0.1		<0.1	<0.1	-	-	-	-	-
	Carbazole	mg/kg	0.1		<0.1	<0.1	-	-	-	-	-
	Dibenzofuran	mg/kg	0.1		<0.1	<0.1	-	-	-	-	-
	Diethylphthalate	mg/kg	0.1		<0.1	<0.1	-	-	-	-	-
	Dimethyl phthalate	mg/kg	0.1		<0.1	<0.1	-	-	-	-	-
	Di-n-butyl phthalate	mg/kg	0.1		<0.1	<0.1	-	-	-	-	-
	Di-n-octyl phthalate	mg/kg	0.1		<0.1	<0.1	-	-	-	-	-
	Hexachlorobenzene	mg/kg	0.05	16	<0.1	<0.05	-	-	-	-	-
	Hexachlorocyclopentadiene	mg/kg	0.1		<0.1	<0.1	-	-	-	-	-
	Hexachloroethane	mg/kg	0.1		<0.1	<0.1	-	-	-	-	-
	Isophorone	mg/kg	0.1		<0.1	<0.1	-	-	-	-	-
	Nitrobenzene	mg/kg	0.1		<0.1	<0.1	-	-	-	-	-
	N-nitrosodi-n-propylamine	mg/kg	0.1		<0.1	<0.1	-	-	-	-	-
	Pentachloronitrobenzene	mg/kg	0.05		-	-	-	-	-	-	-
	Pentachlorophenol	mg/kg	0.1	60	<0.1	<0.1	-	-	-	-	-
PCB	Heptachlorobiphenyl, 2,3,3,4,4,5,5- (PCB 189)	mg/kg	0.003		<0.003	<0.003	-	<0.003	<0.003	<0.003	<0.003
	Hexachlorobiphenyl, 2,3,3,4,4,5- (PCB 156)	mg/kg	0.003		<0.003	<0.003	-	<0.003	<0.003	<0.003	<0.003
	Hexachlorobiphenyl, 2,3,3,4,4,5- (PCB 157)	mg/kg	0.003		<0.003	<0.003	-	<0.003	<0.003	<0.003	<0.003
	Hexachlorobiphenyl, 2,3,4,4,5,5- (PCB 167)	mg/kg	0.003		<0.003	<0.003	-	<0.003	<0.003	<0.003	<0.003
	Hexachlorobiphenyl, 3,3,4,4,5,5- (PCB 169)	mg/kg	0.003		<0.003	<0.003	-	<0.003	<0.003	<0.003	<0.003
	PCB 101	mg/kg	0.003		<0.003	<0.003	-	<0.003	<0.003	<0.003	<0.003
	PCB 118	mg/kg	0.003		<0.003	<0.003	-	<0.003	<0.003	<0.003	<0.003
	PCB 138	mg/kg	0.003		<0.003	<0.003	-	<0.003	<0.003	<0.003	<0.003
	PCB 153	mg/kg	0.003		<0.003	<0.003	-	<0.003	<0.003	<0.003	<0.003
	PCB 180	mg/kg	0.003		<0.003	<0.003	-	<0.003	<0.003	<0.003	<0.003
	PCB 28	mg/kg	0.003		<0.003	<0.003	-	<0.003	<0.003	<0.003	<0.003
	PCB 52	mg/kg	0.003		<0.003	<0.003	-	<0.003	<0.003	<0.003	<0.003
	Pentachlorobiphenyl, 2,3,3,4,4- (PCB 105)	mg/kg	0.003		<0.003	<0.003	-	<0.003	<0.003	<0.003	<0.003
	Pentachlorobiphenyl, 2,3,4,4,5- (PCB 114)	mg/kg	0.003		<0.003	<0.003	-	<0.003	<0.003	<0.003	<0.003
	Pentachlorobiphenyl, 2,3,4,4,5- (PCB 123)	mg/kg	0.003		<0.003	<0.003	-	<0.003	<0.003	<0.003	<0.003
	Pentachlorobiphenyl, 3,3,4,4,5- (PCB 126)	mg/kg	0.003		<0.003	<0.003	-	<0.003	<0.003	<0.003	<0.003
	Tetrachlorobiphenyl, 3,3,4,4- (PCB 77)	mg/kg	0.003		<0.003	<0.003	-	<0.003	<0.003	<0.003	<0.003
	Tetrachlorobiphenyl, 3,4,4,5- (PCB 81)	mg/kg	0.003		<0.003	<0.003	-	<0.003	<0.003	<0.003	<0.003
	Total PCB 7 Congeners	mg/kg	0.021		<0.021	<0.021	-	<0.021	<0.021	<0.021	<0.021
	Total PCB WHO 12	mg/kg	0.036		<0.036	<0.036	-	<0.036	<0.036	<0.036	<0.036
Phenolics	Xylenols	mg/kg	0.015		<0.015	<0.015	-	<0.015	<0.015	<0.015	<0.015
	Cresol Total	mg/kg	0.01		<0.01	**0.0116**	-	<0.01	<0.01	<0.01	<0.01
	Phenol	mg/kg	0.01	(dir)760[#8]	<0.01	<0.01	-	<0.01	<0.01	<0.01	<0.01
	Phenols Monohydric	mg/kg	0.035		<0.035	<0.035	-	<0.035	<0.035	<0.035	<0.035
Organotins	Dibutyltin	mg/kg			-	-	-	-	-	-	-
	Monophenyltin	mg/kg			<0.02	<0.02	-	<0.02	<0.02	<0.02	<0.02
	Diphenyltin	mg/kg			-	-	-	-	-	-	-
	Monobutyltin	mg/kg			-	-	-	-	-	-	-
	Tetrabutyltin	mg/kg			-	-	-	-	-	-	-
	Tributyltin	mg/kg			<0.02	<0.02	-	<0.02	<0.02	<0.02	<0.02
	Triphenyltin	mg/kg			-	-	-	-	-	-	-
Pesticides	Heptachlor epoxide	mg/kg	0.05		-	<0.05	-	-	-	-	-
	Tecnazene	mg/kg	0.05		-	-	-	-	-	-	-
	2,4,5-TP (Silvex)	mg/kg			-	<0.01	-	-	-	-	-
	Hedonal	mg/kg			-	<0.01	-	-	-	-	-

				Location Code	TP02003	TP02004	TP02004	TP02004	TP02004	TP02004	TP02004
				Sample Depth Range	3.8-3.8	0.05-0.05	0.05-0.05	0.3-0.4	0.9-1	1.3-1.4	1.7-1.8
				Sampled Date Time	27/04/2020	15/04/2020	15/04/2020	16/04/2020	16/04/2020	16/04/2020	16/04/2020
			LQM S4UL Public Open Space (POS) Residential - 1% SOM (GAC)								
Chem_Group	ChemName	output unit	EQL								
	2,4-DDT	mg/kg	0.05		-	<0.05	-	-	-	-	-
	2,4-Dichlorprop	mg/kg			-	<0.01	-	-	-	-	-
	4-(2,4-Dichlorophenoxy)butyric Acid (2,4-DB)	mg/kg			-	<0.01	-	-	-	-	-
	4,4-DDE	mg/kg	0.05		-	<0.05	-	-	-	-	-
	a-BHC	mg/kg	0.05	24	-	<0.05	-	-	-	-	-
	Aldrin	mg/kg	0.05	18	-	<0.05	-	-	-	-	-
	Atrazine	mg/kg	0.05	1200	-	<0.05	-	-	-	-	-
	Azinophos methyl	mg/kg	0.05		-	<0.05	-	-	-	-	-
	b-BHC	mg/kg	0.05	8.1	-	<0.05	-	-	-	-	-
	Bentazone	mg/kg			-	<0.01	-	-	-	-	-
	Chlordane (cis)	mg/kg	0.05		-	<0.05	-	-	-	-	-
	Chlordane (trans)	mg/kg	0.05		-	<0.05	-	-	-	-	-
	Chlorfenvinphos	mg/kg	0.05		-	<0.05	-	-	-	-	-
	Chlorotoluron	mg/kg			-	<0.01	-	-	-	-	-
	Chlorpyrifos-methyl	mg/kg	0.05		-	<0.05	-	-	-	-	-
	Cyanazine	mg/kg			-	<0.01	-	-	-	-	-
	d-BHC	mg/kg	0.05		-	<0.05	-	-	-	-	-
	DDD	mg/kg	0.05		-	<0.05	-	-	-	-	-
	DDT	mg/kg	0.05		-	<0.05	-	-	-	-	-
	Chlorothalonil	mg/kg	0.05		-	-	-	-	-	-	-
	Diazinon	mg/kg	0.05		-	<0.05	-	-	-	-	-
	Dichlorvos	mg/kg	0.05	16	-	<0.05	-	-	-	-	-
	Dieldrin	mg/kg	0.05	18	-	<0.05	-	-	-	-	-
	Dimethoate	mg/kg	0.05		-	<0.05	-	-	-	-	-
	Disulfoton	mg/kg	0.05		-	-	-	-	-	-	-
	Diuron	mg/kg			-	<0.01	-	-	-	-	-
	Endosulfan I	mg/kg	0.05	1200	-	<0.05	-	-	-	-	-
	Endosulfan II	mg/kg	0.05		-	<0.05	-	-	-	-	-
	Endosulfan sulphate	mg/kg	0.05		-	-	-	-	-	-	-
	Endrin	mg/kg	0.05		-	<0.05	-	-	-	-	-
	Fenitrothion	mg/kg	0.05		-	<0.05	-	-	-	-	-
	Fenthion	mg/kg	0.05		-	<0.05	-	-	-	-	-
	Fluroxypyr	mg/kg			-	<0.01	-	-	-	-	-
	g-BHC (Lindane)	mg/kg	0.05	8.2	-	<0.05	-	-	-	-	-
	Heptachlor	mg/kg	0.05		-	<0.05	-	-	-	-	-
	Isodrin	mg/kg	0.05		-	<0.05	-	-	-	-	-
	Isoproturon	mg/kg			-	<0.01	-	-	-	-	-
	Linuron	mg/kg			-	<0.01	-	-	-	-	-
	Malathion	mg/kg	0.05		-	<0.05	-	-	-	-	-
	2-Methyl-4-chlorophenoxyacetic acid	mg/kg			-	<0.01	-	-	-	-	-
	2-Methyl-4-Chlorophenoxy Butanoic Acid	mg/kg			-	<0.01	-	-	-	-	-
	Mecoprop	mg/kg			-	<0.01	-	-	-	-	-
	Methoxychlor	mg/kg	0.05		-	<0.05	-	-	-	-	-
	Methyl parathion	mg/kg	0.05		-	<0.05	-	-	-	-	-
	Mevinphos (Phosdrin)	mg/kg	0.05		-	<0.05	-	-	-	-	-
	Nitroguanidine	mg/kg			-	<0.1	-	-	-	-	-
	o,p-DDD	mg/kg	0.05		-	<0.05	-	-	-	-	-
	o,p'-DDE	mg/kg	0.05		-	<0.05	-	-	-	-	-
	o,p-Methoxychlor	mg/kg	0.05		-	-	-	-	-	-	-
	Parathion	mg/kg	0.05		-	<0.05	-	-	-	-	-
	Pendimethalin	mg/kg	0.05		-	<0.05	-	-	-	-	-
	Permethrin	mg/kg	0.05		-	-	-	-	-	-	-

				Location Code	TP02003	TP02004	TP02004	TP02004	TP02004	TP02004	TP02004
				Sample Depth Range	3.8-3.8	0.05-0.05	0.05-0.05	0.3-0.4	0.9-1	1.3-1.4	1.7-1.8
				Sampled Date Time	27/04/2020	15/04/2020	15/04/2020	16/04/2020	16/04/2020	16/04/2020	16/04/2020
				LQM S4UL Public Open Space (POS) Residential - 1% SOM (GAC)							
Chem Group	**ChemName**	**output unit**	**EQL**								
	Permethrin II	mg/kg	0.05		-	-	-	-	-	-	-
	Phorate	mg/kg	0.05		-	<0.05	-	-	-	-	-
	Prometryn	mg/kg	0.05		-	<0.05	-	-	-	-	-
	Pronamide	mg/kg	0.05		-	<0.05	-	-	-	-	-
	Propazine	mg/kg	0.05		-	<0.05	-	-	-	-	-
	Simazine	mg/kg	0.05		-	<0.05	-	-	-	-	-
	Terbutryn	mg/kg	0.05		-	<0.05	-	-	-	-	-
	Terbutylazine	mg/kg	0.05		-	<0.05	-	-	-	-	-
	Triadimefon	mg/kg	0.05		-	<0.05	-	-	-	-	-
	Triallate	mg/kg	0.05		-	-	-	-	-	-	-
	Tricloovr	mg/kg			-	<0.01	-	-	-	-	-
	Trifluralin	mg/kg	0.05		-	<0.05	-	-	-	-	-
	Telodrin	mg/kg	0.05		-	-	-	-	-	-	-
Radionuclides	Caesium-137	Bq/kg	1.4		-	-	<1.6	-	-	-	-
	Protactinium-234m	Bq/kg	140		-	-	<190	-	-	-	-
	Americium-241	Bq/g	0.0022		-	-	<0.0044	-	-	-	-
	Beryllium-7	Bq/g	0.016		-	-	<0.025	-	-	-	-
	Cobalt-60	Bq/g	0.0015		-	-	<0.0017	-	-	-	-
	Gross alpha	Bq/kg	54		-	-	109	-	-	-	-
	Gross beta	Bq/kg	87		-	-	239	-	-	-	-
	Lead-210	Bq/kg	22		-	-	<39	-	-	-	-
	Potassium-40	Bq/kg	2		-	-	132	-	-	-	-
	Radium -224	Bq/g	0.022		-	-	<0.046	-	-	-	-
	Radium-226	Bq/g	0.0005		-	-	<0.033 - 0.0499	-	-	-	-
	Thorium-228	Bq/g	0.0005		-	-	0.0108	-	-	-	-
	Thorium-230	Bq/g	0.0005		-	-	0.0169	-	-	-	-
	Thorium-232	Bq/g	0.0005		-	-	0.0102	-	-	-	-
	Thorium-234	Bq/g	0.025		-	-	<0.044	-	-	-	-
	Uranium-234	Bq/g	0.0005		-	-	0.0143	-	-	-	-
	Uranium-235	Bq/g	0.0005		-	-	<0.0015	-	-	-	-
SVOC TIC	SVOC TICS - Detect	Detect			0	0	-	-	-	-	-
	SVOC Tentatively Identified Compounds	mg/kg	0.1		<0.1	<0.1	-	-	-	-	-
VOC TIC	VOC Tentatively Identified Compounds	mg/kg	0.05		<0.05	<0.05	-	-	-	-	-
Explosives	2,2,4,4,6,6-Hexanitrostilbene	mg/kg			-	<0.5	-	-	-	-	-
	2,4,6-Trinitrotoluene (TNT)	mg/kg		130	-	<0.5	-	-	-	-	-
	2,4,6-trinitrophenyl	mg/kg			-	<0.1	-	-	-	-	-
	HMX	mg/kg		13000	-	<1	-	-	-	-	-
	Ethylene glycol dinitrate	mg/kg			-	<0.1	-	-	-	-	-
	Nitrocellulose (12% N)	mg/kg			-	<5000	-	-	-	-	-
	Nitroglycerine	mg/kg			-	<0.1	-	-	-	-	-
	PETN	mg/kg			-	<5	-	-	-	-	-
	RDX	mg/kg		26000	-	<1	-	-	-	-	-
	Tetryl	mg/kg			-	<1	-	-	-	-	-
NA	Actinium-228	Bq/kg	2		-	-	<7.6	-	-	-	-
	Caesium-134	Bq/kg	1.7		-	-	<2.2	-	-	-	-
	Bismuth-212	Bq/kg	19		-	-	<23	-	-	-	-
	Bismuth-214	Bq/kg	2		-	-	15.4	-	-	-	-
	Lead-212	Bq/kg	2		-	-	12.8	-	-	-	-
	Lead-214	Bq/kg	2		-	-	17.2	-	-	-	-
	Thallium-208	Bq/kg	2		-	-	4.2	-	-	-	-
Other	Temperature	°C			17.6 - 19.3	9.4	-	13.4	15.7	12.1	18.6
	Conductivity @ 20oC	uS/cm	14		42.9 - 133	188 - 202	-	227 - 275	241 - 286	239 - 256	163 - 164
	Organic Matter	%	0.35		-	-	-	-	-	-	-
	Moisture Content (dried @35oC)	%			9	14	-	10	20	18	19
	pH (Lab)	pH Units	1		7.32 - 8.88	7.99 - 8.49	-	7.75 - 8.52	7.66 - 8.62	7.9 - 8.5	7.61 - 8.53
	Total Organic Carbon	%	0.2		<0.2	2.56	-	1.4	0.663	0.215	<0.2

Environmental Standards Comments
#1:GAC is only presented as speciated chromium. 7.7mg/kg is used for hexavalent. If hexavalent chromium (CrVI) data is available, a value of 1,500mg/kg may be appropriate for the remaining trivalent chromium (CrIII).
#2:C4SL for lead adopted
#3:GAC only presented as speciated mercury. 16mg/kg is used for elemental mercury. If the CSM indicates that elemental mercury is not a CoC and mercury is present in an inorganic form, a value of 120mg/kg for inorganic mercury may be appropriate
#4:Updated S4UL for nickel
#5:S4UL exceeds solubility saturation limit
#6:Criteria derived for Ali>C16-C35 split between Ali>C16-21 & Ali>C21-35. Requires summation of fractions to use Ali>C16-C35 criteria.
#7:Criteria presented is for p-xylene. A separate value is presented for o-xylene.
#8:S4UL based on a threshold protective of direct skin contact with phenol

Key

<0.6	Result MDL exceeds GAC
27.8	Result exceeds GAC

Notes
Where a range is given a determinand has been analysed for by more than one method

				Location Code	TP02301	TP02301	TP02301	BH02304	TP02305A	TP02305A	TP02305A
				Sample Depth Range	0.05-0.05	0.05-0.05	0.3-0.3	1.2-1.3	0.05-0.05	0.05-0.05	0.2-0.2
				Sampled Date Time	23/04/2020	23/04/2020	23/04/2020	24/04/2020	05/05/2020	05/05/2020	05/05/2020
				LQM S4UL Public Open Space (POS) Residential - 1% SOM (GAC)							
Chem Group	**ChemName**	**output unit**	**EQL**								
Metals	Antimony	mg/kg	0.6		0.748	-	<0.6	<0.6	-	-	-
	Arsenic	mg/kg	0.6	79	9.29	-	2.39	<0.6	11.8	13.4	12
	Barium	mg/kg	0.6		-	-	-	-	-	-	-
	Beryllium	mg/kg	0.01	2.2	-	-	-	-	-	-	-
	Boron	mg/kg	1	21000	1.16	-	<1	<1	1.33	1.27	1.22
	Cadmium	mg/kg	0.02	120	0.569	-	0.337	0.262	0.65	0.743	0.622
	Chromium (hexavalent)	mg/kg	0.6	7.7	<0.6	-	<0.6	<0.6	<0.6	<0.6	<0.6
	Chromium	mg/kg	0.9	#1	25.8	-	3.1	1.31	36.1	43.5	35.1
	Copper	mg/kg	1.4	12000	16.8	-	3.52	<1.4	19.4	21.4	17.4
	Lead	mg/kg	0.7	630#2	32.6	-	7.1	1.23	42.7	51.3	41.8
	Mercury	mg/kg	0.14	#3	<0.14	-	<0.14	<0.14	<0.14	<0.14	<0.14
	Molybdenum	mg/kg	0.1		0.221	-	<0.1	<0.1	-	-	-
	Nickel	mg/kg	0.2	230#4	23.9	-	5.7	1.27	21.6	25	20.4
	Selenium	mg/kg	1	1100	<1	-	<1	<1	<1	<1	<1
	Vanadium	mg/kg	0.2	2000	32.1	-	5.43	2.99	-	-	-
	Zinc	mg/kg	1.9	81000	81.4	-	18.2	13	91.4	109	87.1
Asbestos	Anthophyllite	Detect			0	-	0	0	0	0	0
	Asbestos Analysts Comments	-			-	-	-	-	-	-	-
	Asbestos PCOM Quantification	%	0.001		-	-	-	-	-	-	-
	Asbestos Quantification Total	%	0.001		-	-	-	-	-	-	-
	Asbestos: Actinolite	Detect			0	-	0	0	0	0	0
	Additional Asbestos Components (Using TM048)	Comment			-	-	-	-	-	-	-
	Crocidolite Asbestos	Detect			0	-	0	0	0	0	0
	Asbestos Gravimetric Quantification	%	0.001		-	-	-	-	-	-	-
	Chrysotile Asbestos	Detect			0	-	0	0	0	0	0
	Amosite Asbestos	Detect			0	-	0	0	0	0	0
	Non-Asbestos Fibre	Detect			0	-	0	0	0	0	0
	Tremolite	Detect			0	-	0	0	0	0	0
Inorganics	Alkalinity (total) as CaCO3	mg/kg	10		-	-	-	-	-	-	-
	Ammoniacal Nitrogen as N	mg/kg	12		<12	-	<12	<12	-	-	-
	Cyanide (Free)	mg/kg	1		<1	-	<1	<1	<1	<1	<1
	Cyanide Total	mg/kg	1		<1	-	<1	<1	<1	<1	<1
	cyanides-complex	mg/kg	1		<1	-	<1	<1	<1	<1	<1
	Nitrite (as N)	mg/kg	0.03		-	-	-	-	-	-	-
	Sulphate	mg/kg	200		-	-	-	-	-	-	-
PAH	Naphthalene	mg/kg	0.009	4900	<0.013 - 0.0127	-	<0.009	<0.009	<0.009	<0.009	<0.009
	Acenaphthene	mg/kg	0.008	15000	0.0662 - 7.22	-	<0.008	<0.008	<0.008	<0.008	<0.008
	Acenaphthylene	mg/kg	0.012	15000	<1 - 0.0297	-	<0.012	<0.012	0.0161	0.0168	0.0139
	Fluoranthene	mg/kg	0.017	3100	2.02 - 143	-	0.141 - 0.216	<0.017	0.35	0.247	0.251
	Anthracene	mg/kg	0.016	74000	0.155 - 22	-	<0.016	<0.016	0.0259	<0.016	0.0208
	Phenanthrene	mg/kg	0.015	3100	1.2 - 106	-	0.0698 - 0.144	<0.015	0.104	0.081	0.0953
	Fluorene	mg/kg	0.01	9900	0.0537 - 4.81	-	<0.01	<0.01	<0.01	<0.01	<0.01
	Chrysene	mg/kg	0.01	57	0.759 - 48.1	-	<0.1 - 0.0732	<0.01	0.161	0.132	0.123
	Pyrene	mg/kg	0.015	7400	1.59 - 121	-	0.116 - 0.24	<0.015	0.286	0.207	0.208
	Benzo(a)anthracene	mg/kg	0.014	29	0.67 - 52.9	-	<0.1 - 0.0548	<0.014	0.138	0.105	0.0996
	Benzo(b)fluoranthene	mg/kg	0.015	7.1	1.02 - 37.2	-	<0.1 - 0.0717	<0.015	0.22	0.194	0.186
	Benzo(k)fluoranthene	mg/kg	0.014	190	0.338 - 34.9	-	<0.1 - 0.0338	<0.014	0.09	0.0771	0.0691
	Benzo(a)pyrene	mg/kg	0.015	5.7	0.63 - 42.8	-	<0.1 - 0.0703	<0.015	0.147	0.133	0.122
	Dibenz(a,h)anthracene	mg/kg	0.023	0.57	0.0772 - 4.97	-	<0.023	<0.023	<0.023	<0.023	<0.023
	Benzo(g,h,i)perylene	mg/kg	0.024	640	0.441 - 22.7	-	<0.1 - 0.0567	<0.024	0.112	0.107	0.0956
	Indeno(1,2,3-c,d)pyrene	mg/kg	0.018	82	0.484 - 31.7	-	<0.1 - 0.0597	<0.018	0.112	0.11	0.097
	PAH 16 Total	mg/kg	0.118		9.55	-	0.747	<0.118	1.76	1.41	1.38
TPH CWG	>C5-C6 Aliphatics	mg/kg	0.01	(sol)570000#5	<0.01	-	<0.01	<0.01	-	-	-
	>C6-C8 Aliphatics	mg/kg	0.01	600000	<0.01	-	<0.01	<0.01	-	-	-
	>C10-C44 Aliphatics	mg/kg	5		7.02	-	<5	<5	-	-	-
	>C10-C44 Aliphatics/Aromatics	mg/kg	10		33.3	-	<10	<10	-	-	-
	>C8-C10 Aliphatics	mg/kg	0.01	13000	<0.01	-	<0.01	<0.01	-	-	-
	>C10-C12 Aliphatics	mg/kg	0.01	13000	<1	-	<1	<1	-	-	-
	>C12-C16 Aliphatics	mg/kg	0.1	13000	<1	-	<1	<1	-	-	-
	>C16-C21 Aliphatics	mg/kg	0.1	125000#6	<1	-	<1	<1	-	-	-
	>C21-C35 Aliphatics	mg/kg	0.1	125000#6	6.75	-	2.49	<1	-	-	-
	>C35-C44 Aliphatics	mg/kg	0.1	250000	<1	-	<1	<1	-	-	-
	>C5-C10 Aliphatics	mg/kg	0.05		<0.05	-	<0.05	<0.05	-	-	-
	Total Aliphatics >C12-C44	mg/kg	0.1		-	-	-	-	-	-	-
	>EC5-EC10 Aromatics	mg/kg	0.05		<0.05	-	<0.05	<0.05	-	-	-
	>EC6-EC7 Aromatics	mg/kg	0.01		<0.01	-	<0.01	<0.01	-	-	-
	>EC7-EC8 Aromatics	mg/kg	0.01	56000	<0.01	-	<0.01	<0.01	-	-	-
	>EC8-EC10 Aromatics	mg/kg	0.01	5000	<0.01	-	<0.01	<0.01	-	-	-
	>EC10-EC12 Aromatics	mg/kg	0.01	5000	<1	-	<1	<1	-	-	-
	>EC10-EC44 Aromatics	mg/kg	5		26.3	-	<5	<5	-	-	-
	>EC12-EC16 Aromatics	mg/kg	0.1	5100	<1	-	<1	<1	-	-	-
	>EC16-EC21 Aromatics	mg/kg	0.1	3800	6.35	-	<1	<1	-	-	-
	>EC21-EC35 Aromatics	mg/kg	0.1	3800	18.3	-	2.74	<1	-	-	-
	>EC35-EC44 Aromatics	mg/kg	0.1	3800	1.43	-	<1	<1	-	-	-
	>EC40-EC44 Aromatics	mg/kg	0.1		<1	-	<1	<1	-	-	-
	>EC12-EC44 Aromatics	mg/kg	0.1		-	-	-	-	-	-	-
	TPH Aliphatics & Aromatics >C5-44	mg/kg	0.1		33.3	-	<10	<10	-	-	-
TPH	>C5-C6	mg/kg	0.02		-	-	-	-	<0.02	<0.02	<0.02

				Location Code	TP02301	TP02301	TP02301	BH02304	TP02305A	TP02305A	TP02305A
				Sample Depth Range	0.05-0.05	0.05-0.05	0.3-0.3	1.2-1.3	0.05-0.05	0.05-0.05	0.2-0.2
				Sampled Date Time	23/04/2020	23/04/2020	23/04/2020	24/04/2020	05/05/2020	05/05/2020	05/05/2020
Chem Group	**ChemName**	**output unit**	**EQL**	LQM S4UL Public Open Space (POS) Residential - 1% SOM (GAC)							
	>C6-C7	mg/kg	0.02		-	-	-	-	<0.02	<0.02	<0.02
	>C7-C8	mg/kg	0.02		-	-	-	-	<0.02	<0.02	<0.02
	>C8-C10	mg/kg	0.02		-	-	-	-	<0.02	<0.02	<0.02
	>C10-C12	mg/kg	0.02		-	-	-	-	<0.02	<0.02	<0.02
	>C12-C16	mg/kg	35		-	-	-	-	<35	<35	<35
	>C16-C21	mg/kg	35		-	-	-	-	<35	<35	<35
	>C21-C28	mg/kg	35		-	-	-	-	<35	<35	<35
	>C28-C35	mg/kg	35		-	-	-	-	<35	<35	<35
	>C35-C40	mg/kg	35		-	-	-	-	<35	<35	<35
	GRO >C5-10	mg/kg	0.02		<0.02	-	<0.02	<0.02	-	-	-
	TPH >C6-C40	mg/kg	10		-	-	-	-	-	-	-
	EPH>C5-40	mg/kg	35		-	-	-	-	-	-	-
	EPH >C10-40	mg/kg	35		-	-	-	-	<35	<35	<35
	GRO >C5-12	mg/kg	0.1		-	-	-	-	<0.1	<0.1	<0.1
	Total Petroleum Hydrocarbons	mg/kg	35		-	-	-	-	<35	<35	<35
BTEX and MTBE	Benzene	mg/kg	0.009	72	<0.009	-	<0.009	<0.009	<0.18	<0.18	<0.009
	Toluene	mg/kg	0.007	56000	<0.007	-	<0.007	<0.007	<0.14	<0.14	<0.007
	Ethylbenzene	mg/kg	0.004	24000	<0.004	-	<0.004	<0.004	<0.08	<0.08	<0.004
	Xylene (m & p)	mg/kg	0.01	41000[#7]	<0.01	-	<0.01	<0.01	<0.2	<0.2	<0.01
	Xylene (o)	mg/kg	0.01	41000	<0.01	-	<0.01	<0.01	<0.2	<0.2	<0.01
	Xylene Total	mg/kg	0.02		<0.02	-	<0.02	<0.02	-	-	-
	MTBE	mg/kg	0.01		<0.01	-	<0.01	<0.01	<0.2	<0.2	<0.01
	Total BTEX	mg/kg	0.04		<0.04	-	<0.04	<0.04	<0.8	<0.8	<0.04
VOC	Styrene	mg/kg	0.01		<0.01	-	<0.01	<0.01	-	-	-
	cis-1,3-dichloropropene	mg/kg	0.01		<0.01	-	<0.01	<0.01	-	-	-
	trans-1,3-dichloropropene	mg/kg	0.01		<0.01	-	<0.01	<0.01	-	-	-
	1,1,1,2-tetrachloroethane	mg/kg	0.01	1400	<0.01	-	<0.01	<0.01	-	-	-
	1,1,1-trichloroethane	mg/kg	0.007	140000	<0.007	-	<0.007	<0.007	-	-	-
	1,1,2,2-tetrachloroethane	mg/kg	0.01	1400	<0.01	-	<0.01	<0.01	-	-	-
	1,1,2-trichloroethane	mg/kg	0.01		<0.01	-	<0.01	<0.01	-	-	-
	1,1-dichloroethane	mg/kg	0.008		<0.008	-	<0.008	<0.008	-	-	-
	1,1-dichloroethene	mg/kg	0.01		<0.01	-	<0.01	<0.01	-	-	-
	1,1-dichloropropene	mg/kg	0.01		<0.01	-	<0.01	<0.01	-	-	-
	1,2,3-trichloropropane	mg/kg	0.016		<0.016	-	<0.016	<0.016	-	-	-
	1,2,4-trimethylbenzene	mg/kg	0.009		<0.009	-	<0.009	<0.009	-	-	-
	1,2-dibromo-3-chloropropane	mg/kg	0.014		<0.014	-	<0.014	<0.014	-	-	-
	1,2-dibromoethane	mg/kg	0.01		<0.01	-	<0.01	<0.01	-	-	-
	1,2-dichloroethane	mg/kg	0.005	29	<0.005	-	<0.005	<0.005	-	-	-
	1,2-dichloropropane	mg/kg	0.01		<0.01	-	<0.01	<0.01	-	-	-
	1,3,5-trimethylbenzene	mg/kg	0.008		<0.008	-	<0.008	<0.008	-	-	-
	1,3-dichloropropane	mg/kg	0.007		<0.007	-	<0.007	<0.007	-	-	-
	2,2-dichloropropane	mg/kg	0.01		<0.01	-	<0.01	<0.01	-	-	-
	2-chlorotoluene	mg/kg	0.009		<0.009	-	<0.009	<0.009	-	-	-
	4-chlorotoluene	mg/kg	0.01		<0.01	-	<0.01	<0.01	-	-	-
	Bromobenzene	mg/kg	0.01		<0.01	-	<0.01	<0.01	-	-	-
	Bromochloromethane	mg/kg	0.01		<0.01	-	<0.01	<0.01	-	-	-
	Bromodichloromethane	mg/kg	0.007		<0.007	-	<0.007	<0.007	-	-	-
	Bromoform	mg/kg	0.01		<0.01	-	<0.01	<0.01	-	-	-
	Bromomethane	mg/kg	0.01		<0.01	-	<0.01	<0.01	-	-	-
	Carbon disulfide	mg/kg	0.007	11000	<0.007	-	<0.007	<0.007	-	-	-
	Carbon tetrachloride	mg/kg	0.01	890	<0.01	-	<0.01	<0.01	-	-	-
	Chlorodibromomethane	mg/kg	0.01		<0.01	-	<0.01	<0.01	-	-	-
	Chloroethane	mg/kg	0.01		<0.01	-	<0.01	<0.01	-	-	-
	Chloroform	mg/kg	0.008	2500	<0.008	-	<0.008	<0.008	-	-	-
	Chloromethane	mg/kg	0.007		<0.007	-	<0.007	<0.007	-	-	-
	cis-1,2-dichloroethene	mg/kg	0.006		<0.006	-	<0.006	<0.006	-	-	-
	Dibromomethane	mg/kg	0.009		<0.009	-	<0.009	<0.009	-	-	-
	Dichlorodifluoromethane	mg/kg	0.006		<0.006	-	<0.006	<0.006	-	-	-
	Dichloromethane	mg/kg	0.01		<0.01	-	<0.01	<0.01	-	-	-
	Isopropylbenzene	mg/kg	0.005		<0.005	-	<0.005	<0.005	-	-	-
	n-butylbenzene	mg/kg	0.011		<0.011	-	<0.011	<0.011	-	-	-
	n-propylbenzene	mg/kg	0.01		<0.01	-	<0.01	<0.01	-	-	-
	p-isopropyltoluene	mg/kg	0.01		<0.01	-	<0.01	<0.01	-	-	-
	sec-butylbenzene	mg/kg	0.01		<0.01	-	<0.01	<0.01	-	-	-
	Trichloroethene	mg/kg	0.009	120	<0.009	-	<0.009	<0.009	-	-	-
	tert-butylbenzene	mg/kg	0.014		<0.014	-	<0.014	<0.014	-	-	-
	Tetrachloroethene	mg/kg	0.005	1400	<0.005	-	<0.005	<0.005	-	-	-
	trans-1,2-dichloroethene	mg/kg	0.01		<0.01	-	<0.01	<0.01	-	-	-
	Trichlorofluoromethane	mg/kg	0.006		<0.006	-	<0.006	<0.006	-	-	-
	Vinyl chloride	mg/kg	0.006	3.5	<0.006	-	<0.006	<0.006	-	-	-
	tert-Amyl methyl ether	mg/kg	0.01		<0.01	-	<0.01	<0.01	-	-	-
VOC/SVOC	1,2,3-trichlorobenzene	mg/kg	0.02	1800	<0.02	-	<0.02	<0.02	-	-	-
	1,2,4-trichlorobenzene	mg/kg	0.02	15000	<0.02	-	<0.02	<0.02	-	-	-
	1,2-dichlorobenzene	mg/kg	0.01	90000	<0.01	-	<0.01	<0.01	-	-	-
	1,3,5-Trichlorobenzene	mg/kg	0.02	1700	-	-	-	-	-	-	-
	1,3-dichlorobenzene	mg/kg	0.008	300	<0.008	-	<0.008	<0.008	-	-	-
	1,4-dichlorobenzene	mg/kg	0.005	17000	<0.005	-	<0.005	<0.005	-	-	-

				Location Code	TP02301	TP02301	TP02301	BH02304	TP02305A	TP02305A	TP02305A
				Sample Depth Range	0.05-0.05	0.05-0.05	0.3-0.3	1.2-1.3	0.05-0.05	0.05-0.05	0.2-0.2
				Sampled Date Time	23/04/2020	23/04/2020	23/04/2020	24/04/2020	05/05/2020	05/05/2020	05/05/2020
				LQM S4UL Public Open Space (POS) Residential - 1% SOM (GAC)							
Chem_Group	**ChemName**	**output unit**	**EQL**								
	Chlorobenzene	mg/kg	0.005	11000	<0.005	-	<0.005	<0.005	-	-	-
	Hexachlorobutadiene	mg/kg	0.02	25	<0.02	-	<0.02	<0.02	-	-	-
SVOC	4-bromophenyl phenyl ether	mg/kg	0.1		<1	-	<0.1	<0.1	-	-	-
	4-nitroaniline	mg/kg	0.1		<1	-	<0.1	<0.1	-	-	-
	4-nitrophenol	mg/kg	0.1		<1	-	<0.1	<0.1	-	-	-
	2,4,5-trichlorophenol	mg/kg	0.1		<0.01	-	<0.1	<0.1	-	-	-
	2,4,6-trichlorophenol	mg/kg	0.1		<1	-	<0.1	<0.1	-	-	-
	2,4-dichlorophenol	mg/kg	0.1		<1	-	<0.1	<0.1	-	-	-
	2,4-dimethylphenol	mg/kg	0.1		<1	-	<0.1	<0.1	-	-	-
	2,4-dinitrotoluene	mg/kg	0.1		<1	-	<0.1	<0.1	-	-	-
	2,6-dinitrotoluene	mg/kg	0.1		<1	-	<0.1	<0.1	-	-	-
	2-chloronaphthalene	mg/kg	0.1		<1	-	<0.1	<0.1	-	-	-
	2-chlorophenol	mg/kg	0.1		<1	-	<0.1	<0.1	-	-	-
	2-methylnaphthalene	mg/kg	0.1		<1	-	<0.1	<0.1	-	-	-
	2-methylphenol	mg/kg	0.1		<1	-	<0.1	<0.1	-	-	-
	2-nitroaniline	mg/kg	0.1		<1	-	<0.1	<0.1	-	-	-
	2-nitrophenol	mg/kg	0.1		<1	-	<0.1	<0.1	-	-	-
	3-nitroaniline	mg/kg	0.1		<1	-	<0.1	<0.1	-	-	-
	4-chloro-3-methylphenol	mg/kg	0.1		<1	-	<0.1	<0.1	-	-	-
	4-chloroaniline	mg/kg	0.1		<1	-	<0.1	<0.1	-	-	-
	4-chlorophenyl phenyl ether	mg/kg	0.1		<1	-	<0.1	<0.1	-	-	-
	4-methylphenol	mg/kg	0.1		<1	-	<0.1	<0.1	-	-	-
	Azobenzene	mg/kg	0.1		<1	-	<0.1	<0.1	-	-	-
	Bis(2-chloroethoxy) methane	mg/kg	0.1		<1	-	<0.1	<0.1	-	-	-
	Bis(2-chloroethyl)ether	mg/kg	0.1		<1	-	<0.1	<0.1	-	-	-
	Bis(2-chloroisopropyl) ether	mg/kg	0.1		<1	-	<0.1	<0.1	-	-	-
	Bis(2-ethylhexyl) phthalate	mg/kg	0.1		<1	-	<0.1	<0.1	-	-	-
	Butyl benzyl phthalate	mg/kg	0.1		<1	-	<0.1	<0.1	-	-	-
	Carbazole	mg/kg	0.1		2.37	-	<0.1	<0.1	-	-	-
	Dibenzofuran	mg/kg	0.1		4.55	-	<0.1	<0.1	-	-	-
	Diethylphthalate	mg/kg	0.1		<1	-	<0.1	<0.1	-	-	-
	Dimethyl phthalate	mg/kg	0.1		<1	-	<0.1	<0.1	-	-	-
	Di-n-butyl phthalate	mg/kg	0.1		<1	-	<0.1	<0.1	-	-	-
	Di-n-octyl phthalate	mg/kg	0.1		<1	-	<0.1	<0.1	-	-	-
	Hexachlorobenzene	mg/kg	0.05	16	<0.05	-	<0.1	<0.1	-	-	-
	Hexachlorocyclopentadiene	mg/kg	0.1		<1	-	<0.1	<0.1	-	-	-
	Hexachloroethane	mg/kg	0.1		<1	-	<0.1	<0.1	-	-	-
	Isophorone	mg/kg	0.1		<1	-	<0.1	<0.1	-	-	-
	Nitrobenzene	mg/kg	0.1		<1	-	<0.1	<0.1	-	-	-
	N-nitrosodi-n-propylamine	mg/kg	0.1		<1	-	<0.1	<0.1	-	-	-
	Pentachloronitrobenzene	mg/kg	0.05		-	-	-	-	-	-	-
	Pentachlorophenol	mg/kg	0.1	60	<1	-	<0.1	<0.1	-	-	-
PCB	Heptachlorobiphenyl, 2,3,3,4,4,5,5- (PCB 189)	mg/kg	0.003		<0.003	-	<0.003	<0.003	-	-	-
	Hexachlorobiphenyl, 2,3,3,4,4,5- (PCB 156)	mg/kg	0.003		<0.003	-	<0.003	<0.003	-	-	-
	Hexachlorobiphenyl, 2,3,3,4,4,5- (PCB 157)	mg/kg	0.003		<0.003	-	<0.003	<0.003	-	-	-
	Hexachlorobiphenyl, 2,3,4,4,5,5- (PCB 167)	mg/kg	0.003		<0.003	-	<0.003	<0.003	-	-	-
	Hexachlorobiphenyl, 3,3,4,4,5,5- (PCB 169)	mg/kg	0.003		<0.003	-	<0.003	<0.003	-	-	-
	PCB 101	mg/kg	0.003		<0.003	-	<0.003	<0.003	-	-	-
	PCB 118	mg/kg	0.003		<0.003	-	<0.003	<0.003	-	-	-
	PCB 138	mg/kg	0.003		<0.003	-	<0.003	<0.003	-	-	-
	PCB 153	mg/kg	0.003		<0.003	-	<0.003	<0.003	-	-	-
	PCB 180	mg/kg	0.003		<0.003	-	<0.003	<0.003	-	-	-
	PCB 28	mg/kg	0.003		<0.003	-	<0.003	<0.003	-	-	-
	PCB 52	mg/kg	0.003		<0.003	-	<0.003	<0.003	-	-	-
	Pentachlorobiphenyl, 2,3,3,4,4- (PCB 105)	mg/kg	0.003		<0.003	-	<0.003	<0.003	-	-	-
	Pentachlorobiphenyl, 2,3,4,4,5- (PCB 114)	mg/kg	0.003		<0.003	-	<0.003	<0.003	-	-	-
	Pentachlorobiphenyl, 2,3,4,4,5- (PCB 123)	mg/kg	0.003		<0.003	-	<0.003	<0.003	-	-	-
	Pentachlorobiphenyl, 3,3,4,4,5- (PCB 126)	mg/kg	0.003		<0.003	-	<0.003	<0.003	-	-	-
	Tetrachlorobiphenyl, 3,3,4,4- (PCB 77)	mg/kg	0.003		<0.003	-	<0.003	<0.003	-	-	-
	Tetrachlorobiphenyl, 3,4,4,5- (PCB 81)	mg/kg	0.003		<0.003	-	<0.003	<0.003	-	-	-
	Total PCB 7 Congeners	mg/kg	0.021		<0.021	-	<0.021	<0.021	-	-	-
	Total PCB WHO 12	mg/kg	0.036		<0.036	-	<0.036	<0.036	-	-	-
Phenolics	Xylenols	mg/kg	0.015		<0.015	-	<0.015	<0.015	<0.015	<0.015	<0.015
	Cresol Total	mg/kg	0.01		0.011	-	<0.01	<0.01	0.0236	0.0238	0.0114
	Phenol	mg/kg	0.01	(dir)760[#8]	<0.01	-	<0.01	<0.01	0.0236	<0.01	<0.01
	Phenols Monohydric	mg/kg	0.035		<0.035	-	<0.035	<0.035	0.0472	<0.035	<0.035
Organotins	Dibutyltin	mg/kg			-	-	-	-	-	-	-
	Monophenyltin	mg/kg			<0.02	-	<0.02	<0.02	-	-	-
	Diphenyltin	mg/kg			-	-	-	-	-	-	-
	Monobutyltin	mg/kg			-	-	-	-	-	-	-
	Tetrabutyltin	mg/kg			-	-	-	-	-	-	-
	Tributyltin	mg/kg			<0.02	-	<0.02	<0.02	-	-	-
	Triphenyltin	mg/kg			-	-	-	-	-	-	-
Pesticides	Heptachlor epoxide	mg/kg	0.05		<0.05	-	-	-	-	-	-
	Tecnazene	mg/kg	0.05		-	-	-	-	-	-	-
	2,4,5-TP (Silvex)	mg/kg			<0.01	-	-	-	-	-	-
	Hedonal	mg/kg			<0.01	-	-	-	-	-	-

				Location Code	TP02301	TP02301	TP02301	BH02304	TP02305A	TP02305A	TP02305A
				Sample Depth Range	0.05-0.05	0.05-0.05	0.3-0.3	1.2-1.3	0.05-0.05	0.05-0.05	0.2-0.2
				Sampled Date Time	23/04/2020	23/04/2020	23/04/2020	24/04/2020	05/05/2020	05/05/2020	05/05/2020
				LQM S4UL Public Open Space (POS) Residential - 1% SOM (GAC)							
Chem_Group	**ChemName**	**output unit**	**EQL**								
	2,4-DDT	mg/kg	0.05		<0.05	-	-	-	-	-	-
	2,4-Dichlorprop	mg/kg			<0.01	-	-	-	-	-	-
	4-(2,4-Dichlorophenoxy)butyric Acid (2,4-DB)	mg/kg			<0.01	-	-	-	-	-	-
	4,4-DDE	mg/kg	0.05		<0.05	-	-	-	-	-	-
	a-BHC	mg/kg	0.05	24	<0.05	-	-	-	-	-	-
	Aldrin	mg/kg	0.05	18	<0.05	-	-	-	-	-	-
	Atrazine	mg/kg	0.05	1200	<0.05	-	-	-	-	-	-
	Azinophos methyl	mg/kg	0.05		<0.05	-	-	-	-	-	-
	b-BHC	mg/kg	0.05	8.1	<0.05	-	-	-	-	-	-
	Bentazone	mg/kg			<0.01	-	-	-	-	-	-
	Chlordane (cis)	mg/kg	0.05		<0.05	-	-	-	-	-	-
	Chlordane (trans)	mg/kg	0.05		<0.05	-	-	-	-	-	-
	Chlorfenvinphos	mg/kg	0.05		<0.05	-	-	-	-	-	-
	Chlorotoluron	mg/kg			<0.01	-	-	-	-	-	-
	Chlorpyrifos-methyl	mg/kg	0.05		<0.05	-	-	-	-	-	-
	Cyanazine	mg/kg			<0.01	-	-	-	-	-	-
	d-BHC	mg/kg	0.05		<0.05	-	-	-	-	-	-
	DDD	mg/kg	0.05		<0.05	-	-	-	-	-	-
	DDT	mg/kg	0.05		<0.05	-	-	-	-	-	-
	Chlorothalonil	mg/kg	0.05		-	-	-	-	-	-	-
	Diazinon	mg/kg	0.05		<0.05	-	-	-	-	-	-
	Dichlorvos	mg/kg	0.05	16	<0.05	-	-	-	-	-	-
	Dieldrin	mg/kg	0.05	18	<0.05	-	-	-	-	-	-
	Dimethoate	mg/kg	0.05		<0.05	-	-	-	-	-	-
	Disulfoton	mg/kg	0.05		-	-	-	-	-	-	-
	Diuron	mg/kg			<0.01	-	-	-	-	-	-
	Endosulfan I	mg/kg	0.05	1200	<0.05	-	-	-	-	-	-
	Endosulfan II	mg/kg	0.05		<0.05	-	-	-	-	-	-
	Endosulfan sulphate	mg/kg	0.05		-	-	-	-	-	-	-
	Endrin	mg/kg	0.05		<0.05	-	-	-	-	-	-
	Fenitrothion	mg/kg	0.05		<0.05	-	-	-	-	-	-
	Fenthion	mg/kg	0.05		<0.05	-	-	-	-	-	-
	Fluroxypyr	mg/kg			<0.01	-	-	-	-	-	-
	g-BHC (Lindane)	mg/kg	0.05	8.2	<0.05	-	-	-	-	-	-
	Heptachlor	mg/kg	0.05		<0.05	-	-	-	-	-	-
	Isodrin	mg/kg	0.05		<0.05	-	-	-	-	-	-
	Isoproturon	mg/kg			<0.01	-	-	-	-	-	-
	Linuron	mg/kg			<0.01	-	-	-	-	-	-
	Malathion	mg/kg	0.05		<0.05	-	-	-	-	-	-
	2-Methyl-4-chlorophenoxyacetic acid	mg/kg			<0.01	-	-	-	-	-	-
	2-Methyl-4-Chlorophenoxy Butanoic Acid	mg/kg			<0.01	-	-	-	-	-	-
	Mecoprop	mg/kg			0.0245	-	-	-	-	-	-
	Methoxychlor	mg/kg	0.05		<0.05	-	-	-	-	-	-
	Methyl parathion	mg/kg	0.05		<0.05	-	-	-	-	-	-
	Mevinphos (Phosdrin)	mg/kg	0.05		<0.05	-	-	-	-	-	-
	Nitroguanidine	mg/kg			<5	-	-	-	-	-	-
	o,p-DDD	mg/kg	0.05		<0.05	-	-	-	-	-	-
	o,p'-DDE	mg/kg	0.05		<0.05	-	-	-	-	-	-
	o,p-Methoxychlor	mg/kg	0.05		-	-	-	-	-	-	-
	Parathion	mg/kg	0.05		<0.05	-	-	-	-	-	-
	Pendimethalin	mg/kg	0.05		<0.05	-	-	-	-	-	-
	Permethrin	mg/kg	0.05		-	-	-	-	-	-	-

				Location Code	TP02301	TP02301	TP02301	BH02304	TP02305A	TP02305A	TP02305A
				Sample Depth Range	0.05-0.05	0.05-0.05	0.3-0.3	1.2-1.3	0.05-0.05	0.05-0.05	0.2-0.2
				Sampled Date Time	23/04/2020	23/04/2020	23/04/2020	24/04/2020	05/05/2020	05/05/2020	05/05/2020
				LQM S4UL Public Open Space (POS) Residential - 1% SOM (GAC)							
Chem Group	**ChemName**	**output unit**	**EQL**								
	Permethrin II	mg/kg	0.05		-	-	-	-	-	-	-
	Phorate	mg/kg	0.05		<0.05	-	-	-	-	-	-
	Prometryn	mg/kg	0.05		<0.05	-	-	-	-	-	-
	Pronamide	mg/kg	0.05		<0.05	-	-	-	-	-	-
	Propazine	mg/kg	0.05		<0.05	-	-	-	-	-	-
	Simazine	mg/kg	0.05		<0.05	-	-	-	-	-	-
	Terbutryn	mg/kg	0.05		<0.05	-	-	-	-	-	-
	Terbutylazine	mg/kg	0.05		<0.05	-	-	-	-	-	-
	Triadimefon	mg/kg	0.05		<0.05	-	-	-	-	-	-
	Triallate	mg/kg	0.05		-	-	-	-	-	-	-
	Tricloovr	mg/kg			<0.01	-	-	-	-	-	-
	Trifluralin	mg/kg	0.05		<0.05	-	-	-	-	-	-
	Telodrin	mg/kg	0.05		-	-	-	-	-	-	-
Radionuclides	Caesium-137	Bq/kg	1.4		-	<2.1	-	-	-	-	-
	Protactinium-234m	Bq/kg	140		-	<220	-	-	-	-	-
	Americium-241	Bq/g	0.0022		-	<0.0034	-	-	-	-	-
	Beryllium-7	Bq/g	0.016		-	<0.026	-	-	-	-	-
	Cobalt-60	Bq/g	0.0015		-	<0.0021	-	-	-	-	-
	Gross alpha	Bq/kg	54		-	151	-	-	-	-	-
	Gross beta	Bq/kg	87		-	269	-	-	-	-	-
	Lead-210	Bq/kg	22		-	<33	-	-	-	-	-
	Potassium-40	Bq/kg	2		-	137	-	-	-	-	-
	Radium -224	Bq/g	0.022		-	<0.04	-	-	-	-	-
	Radium-226	Bq/g	0.0005		-	<0.029 - 0.0121	-	-	-	-	-
	Thorium-228	Bq/g	0.0005		-	0.0105	-	-	-	-	-
	Thorium-230	Bq/g	0.0005		-	0.0169	-	-	-	-	-
	Thorium-232	Bq/g	0.0005		-	0.0099	-	-	-	-	-
	Thorium-234	Bq/g	0.025		-	<0.034	-	-	-	-	-
	Uranium-234	Bq/g	0.0005		-	0.0129	-	-	-	-	-
	Uranium-235	Bq/g	0.0005		-	<0.0018	-	-	-	-	-
SVOC TIC	SVOC TICS - Detect	Detect			1	-	0	0	-	-	-
	SVOC Tentatively Identified Compounds	mg/kg	0.1		160	-	<0.1	<0.1	-	-	-
VOC TIC	VOC Tentatively Identified Compounds	mg/kg	0.05		0.736	-	<0.05	<0.05	-	-	-
Explosives	2,2,4,4,6,6-Hexanitrostilbene	mg/kg			<5	-	-	-	-	-	-
	2,4,6-Trinitrotoluene (TNT)	mg/kg		130	<5	-	-	-	-	-	-
	2,4,6-trinitrophenyl	mg/kg			<5	-	-	-	-	-	-
	HMX	mg/kg		13000	<5	-	-	-	-	-	-
	Ethylene glycol dinitrate	mg/kg			<5	-	-	-	-	-	-
	Nitrocellulose (12% N)	mg/kg			<5000	-	-	-	-	-	-
	Nitroglycerine	mg/kg			<5	-	-	-	-	-	-
	PETN	mg/kg			<5	-	-	-	-	-	-
	RDX	mg/kg		26000	<5	-	-	-	-	-	-
	Tetryl	mg/kg			<5	-	-	-	-	-	-
NA	Actinium-228	Bq/kg	2		-	<8.7	-	-	-	-	-
	Caesium-134	Bq/kg	1.7		-	<2.3	-	-	-	-	-
	Bismuth-212	Bq/kg	19		-	<25	-	-	-	-	-
	Bismuth-214	Bq/kg	2		-	13.4	-	-	-	-	-
	Lead-212	Bq/kg	2		-	11.4	-	-	-	-	-
	Lead-214	Bq/kg	2		-	16.2	-	-	-	-	-
	Thallium-208	Bq/kg	2		-	4.6	-	-	-	-	-
Other	Temperature	°C			16.4 - 19.7	-	17.5 - 19.7	17.3 - 19.2	20.5	20.6	20.6
	Conductivity @ 20oC	uS/cm	14		114 - 275	-	74.1 - 233	32.7 - 65.8	257 - 262	323 - 349	222 - 225
	Organic Matter	%	0.35		-	-	-	-	-	-	-
	Moisture Content (dried @35oC)	%			9.3	-	17	23	15	16	12
	pH (Lab)	pH Units	1		7.78 - 8.55	-	8.11 - 8.46	8.15 - 9.67	7.97 - 8.52	8.02 - 8.6	8.14 - 8.53
	Total Organic Carbon	%	0.2		1.58	-	0.583	<0.2	2.4	2.46	1.78

Environmental Standards Comments
#1:GAC is only presented as speciated chromium. 7.7mg/kg is used for hexavalent. If hexavalent chromium (CrVI) data is available, a value of 1,500mg/kg may be appropriate for the remaining trivalent chromium (CrIII).
#2:C4SL for lead adopted
#3:GAC only presented as speciated mercury. 16mg/kg is used for elemental mercury. If the CSM indicates that elemental mercury is not a CoC and mercury is present in an inorganic form, a value of 120mg/kg for inorganic mercury may be appropriate
#4:Updated S4UL for nickel
#5:S4UL exceeds solubility saturation limit
#6:Criteria derived for Ali>C16-C35 split between Ali>C16-21 & Ali>C21-35. Requires summation of fractions to use Ali>C16-C35 criteria.
#7:Criteria presented is for p-xylene. A separate value is presented for o-xylene.
#8:S4UL based on a threshold protective of direct skin contact with phenol

Key

<0.6	Result MDL exceeds GAC
27.8	Result exceeds GAC

Notes
Where a range is given a determinand has been analysed for by more than one method

				Location Code	TP02305A	TP02305	TP02305	TP02305	TP02305	TP02305	TP03001
				Sample Depth Range	1.95-1.95	0.05-0.05	0.4-0.4	0.4-0.4	2.1-2.1	2.7-2.7	0.05-0.4
				Sampled Date Time	05/05/2020	24/04/2020	24/04/2020	24/04/2020	24/04/2020	24/04/2020	31/10/2019
				LQM S4UL Public Open Space (POS) Residential - 1% SOM (GAC)							
Chem_Group	**ChemName**	**output unit**	**EQL**								
Metals	Antimony	mg/kg	0.6		-	1.24	<0.6	<0.6	<0.6	<0.6	-
	Arsenic	mg/kg	0.6	79	6.53	11.8	6.59	6.39	9.24	4.22	10.2
	Barium	mg/kg	0.6	-	-	-	-	-	-	-	-
	Beryllium	mg/kg	0.01	2.2	-	-	-	-	-	-	-
	Boron	mg/kg	1	21000	<1	1.38	1.07	1.15	<1	<1	1.22
	Cadmium	mg/kg	0.02	120	0.146	0.405	0.433	0.416	<0.02	0.214	0.385
	Chromium (hexavalent)	mg/kg	0.6	7.7	<0.6	<0.6	<0.6	<0.6	<0.6	<0.6	<0.6
	Chromium	mg/kg	0.9	[#1]	15.3	29.6	23.9	24.5	9.21	6.47	26.9
	Copper	mg/kg	1.4	12000	6.56	15	10.7	10.7	6.86	5	15.6
	Lead	mg/kg	0.7	630[#2]	6.68	32	10.5	9.99	6.23	1.54	30.9
	Mercury	mg/kg	0.14	[#3]	<0.14	<0.14	<0.14	<0.14	<0.14	<0.14	<0.14
	Molybdenum	mg/kg	0.1		-	0.224	<0.1	<0.1	0.246	0.202	-
	Nickel	mg/kg	0.2	230[#4]	15.3	19.9	18.8	19.1	12.6	7.15	27.4
	Selenium	mg/kg	1	1100	<1	<1	<1	<1	<1	<1	<1
	Vanadium	mg/kg	0.2	2000	-	38.9	33.6	34.2	25.5	12.3	-
	Zinc	mg/kg	1.9	81000	28.8	75.9	60.3	60.1	27.3	21.5	82.1
Asbestos	Anthophyllite	Detect			0	0	0	0	0	0	0
	Asbestos Analysts Comments	-			-	-	-	-	-	-	-
	Asbestos PCOM Quantification	%	0.001		-	-	-	-	-	-	-
	Asbestos Quantification Total	%	0.001		-	-	-	-	-	-	-
	Asbestos: Actinolite	Detect			0	0	0	0	0	0	0
	Additional Asbestos Components (Using TM048)	Comment			-	-	-	-	-	-	-
	Crocidolite Asbestos	Detect			0	0	0	0	0	0	0
	Asbestos Gravimetric Quantification	%	0.001		-	-	-	-	-	-	-
	Chrysotile Asbestos	Detect			0	0	0	0	0	0	0
	Amosite Asbestos	Detect			0	0	0	0	0	0	0
	Non-Asbestos Fibre	Detect			0	0	0	0	0	0	0
	Tremolite	Detect			0	0	0	0	0	0	0
Inorganics	Alkalinity (total) as CaCO3	mg/kg	10		-	-	-	-	-	-	-
	Ammoniacal Nitrogen as N	mg/kg	12		-	15.4	26.2	215	16.3	16.5	-
	Cyanide (Free)	mg/kg	1		<1	<1	<1	<1	<1	<1	<1
	Cyanide Total	mg/kg	1		<1	<1	<1	<1	<1	<1	<1
	cyanides-complex	mg/kg	1		<1	<1	<1	<1	<1	<1	<1
	Nitrite (as N)	mg/kg	0.03		-	-	-	-	-	-	-
	Sulphate	mg/kg	200		-	-	-	-	-	-	-
PAH	Naphthalene	mg/kg	0.009	4900	<0.009	<0.009	<0.009	<0.009	<0.009	<0.009	<0.009
	Acenaphthene	mg/kg	0.008	15000	<0.008	<0.1 - 0.0108	<0.008	<0.008	<0.008	<0.008	<0.008
	Acenaphthylene	mg/kg	0.012	15000	<0.012	<0.1 - 0.0145	<0.012	<0.012	<0.012	<0.012	<0.012
	Fluoranthene	mg/kg	0.017	3100	<0.017	0.35 - 0.461	<0.017	<0.017	<0.017	<0.017	0.134
	Anthracene	mg/kg	0.016	74000	<0.016	<0.1 - 0.0349	<0.016	<0.016	<0.016	<0.016	<0.016
	Phenanthrene	mg/kg	0.015	3100	<0.015	0.184 - 0.203	<0.015	<0.015	<0.015	<0.015	0.0518
	Fluorene	mg/kg	0.01	9900	<0.01	<0.01	<0.01	<0.01	<0.01	<0.01	<0.01
	Chrysene	mg/kg	0.01	57	<0.01	0.181 - 0.209	<0.01	<0.01	<0.01	<0.01	0.0684
	Pyrene	mg/kg	0.015	7400	<0.015	0.35 - 0.386	<0.015	<0.015	<0.015	<0.015	0.113
	Benzo(a)anthracene	mg/kg	0.014	29	<0.014	0.181 - 0.185	<0.014	<0.014	<0.014	<0.014	0.0591
	Benzo(b)fluoranthene	mg/kg	0.015	7.1	<0.015	0.215 - 0.305	<0.015	<0.015	<0.015	<0.015	0.107
	Benzo(k)fluoranthene	mg/kg	0.014	190	<0.014	0.0964 - 0.147	<0.014	<0.014	<0.014	<0.014	0.0425
	Benzo(a)pyrene	mg/kg	0.015	5.7	<0.015	0.17 - 0.174	<0.015	<0.015	<0.015	<0.015	0.0728
	Dibenz(a,h)anthracene	mg/kg	0.023	0.57	<0.023	<0.023	<0.023	<0.023	<0.023	<0.023	<0.023
	Benzo(g,h,i)perylene	mg/kg	0.024	640	<0.024	0.136 - 0.142	<0.024	<0.024	<0.024	<0.024	0.0626
	Indeno(1,2,3-c,d)pyrene	mg/kg	0.018	82	<0.018	0.144 - 0.203	<0.018	<0.018	<0.018	<0.018	0.0444
	PAH 16 Total	mg/kg	0.118		<0.118	2.34	<0.118	<0.118	<0.118	<0.118	0.756
TPH CWG	>C5-C6 Aliphatics	mg/kg	0.01	(sat)570000[#5]	-	<0.01	<0.01	<0.01	<0.01	<0.01	-
	>C6-C8 Aliphatics	mg/kg	0.01	600000	-	<0.01	<0.01	0.0106	<0.01	<0.01	-
	>C10-C44 Aliphatics	mg/kg	5		-	<5	<5	<5	<5	<5	-
	>C10-C44 Aliphatics/Aromatics	mg/kg	10		-	<10	<10	<10	<10	<10	-
	>C8-C10 Aliphatics	mg/kg	0.01	13000	-	<0.01	<0.01	<0.01	<0.01	<0.01	-
	>C10-C12 Aliphatics	mg/kg	0.01	13000	-	<1	<1	<1	<1	<1	-
	>C12-C16 Aliphatics	mg/kg	0.1	13000	-	<1	<1	<1	<1	<1	-
	>C16-C21 Aliphatics	mg/kg	0.1	125000[#6]	-	<1	<1	<1	<1	<1	-
	>C21-C35 Aliphatics	mg/kg	0.1	125000[#6]	-	3.39	1.08	<1	<1	<1	-
	>C35-C44 Aliphatics	mg/kg	0.1	250000	-	<1	<1	<1	<1	<1	-
	>C5-C10 Aliphatics	mg/kg	0.05		-	<0.05	<0.05	<0.05	<0.05	<0.05	-
	Total Aliphatics >C12-C44	mg/kg	0.1		-	-	-	-	-	-	-
	>EC5-EC10 Aromatics	mg/kg	0.05		-	<0.05	<0.05	<0.05	<0.05	<0.05	-
	>EC6-EC7 Aromatics	mg/kg	0.01		-	<0.01	<0.01	<0.01	<0.01	<0.01	-
	>EC7-EC8 Aromatics	mg/kg	0.01	56000	-	<0.01	<0.01	<0.01	<0.01	<0.01	-
	>EC8-EC10 Aromatics	mg/kg	0.01	5000	-	<0.01	<0.01	<0.01	<0.01	<0.01	-
	>EC10-EC12 Aromatics	mg/kg	0.01	5000	-	<1	<1	<1	<1	<1	-
	>EC10-EC44 Aromatics	mg/kg	5		-	<5	<5	<5	<5	<5	-
	>EC12-EC16 Aromatics	mg/kg	0.1	5100	-	<1	<1	<1	<1	<1	-
	>EC16-EC21 Aromatics	mg/kg	0.1	3800	-	<1	<1	<1	<1	<1	-
	>EC21-EC35 Aromatics	mg/kg	0.1	3800	-	3.28	<1	<1	<1	<1	-
	>EC35-EC44 Aromatics	mg/kg	0.1	3800	-	<1	<1	<1	<1	<1	-
	>EC40-EC44 Aromatics	mg/kg	0.1		-	<1	<1	<1	<1	<1	-
	>EC12-EC44 Aromatics	mg/kg	0.1		-	-	-	-	-	-	-
	TPH Aliphatics & Aromatics >C5-44	mg/kg	0.1		-	<10	<10	<10	<10	<10	-
TPH	>C5-C6	mg/kg	0.02		<0.02	-	-	-	-	-	<0.02

				Location Code	TP02305A	TP02305	TP02305	TP02305	TP02305	TP02305	TP03001
				Sample Depth Range	1.95-1.95	0.05-0.05	0.4-0.4	0.4-0.4	2.1-2.1	2.7-2.7	0.05-0.1
				Sampled Date Time	05/05/2020	24/04/2020	24/04/2020	24/04/2020	24/04/2020	24/04/2020	31/10/2019
				LQM S4UL Public Open Space (POS) Residential - 1% SOM (GAC)							
Chem_Group	**ChemName**	**output unit**	**EQL**								
	>C6-C7	mg/kg	0.02		<0.02	-	-	-	-	-	<0.02
	>C7-C8	mg/kg	0.02		<0.02	-	-	-	-	-	<0.02
	>C8-C10	mg/kg	0.02		<0.02	-	-	-	-	-	<0.02
	>C10-C12	mg/kg	0.02		<0.02	-	-	-	-	-	<0.02
	>C12-C16	mg/kg	35		<35	-	-	-	-	-	<35
	>C16-C21	mg/kg	35		<35	-	-	-	-	-	<35
	>C21-C28	mg/kg	35		<35	-	-	-	-	-	<35
	>C28-C35	mg/kg	35		<35	-	-	-	-	-	<35
	>C35-C40	mg/kg	35		<35	-	-	-	-	-	<35
	GRO >C5-10	mg/kg	0.02		-	<0.02	<0.02	<0.02	<0.02	<0.02	-
	TPH >C6-C40	mg/kg	10		-	-	-	-	-	-	-
	EPH>C5-40	mg/kg	35		-	-	-	-	-	-	<35
	EPH >C10-40	mg/kg	35		<35	-	-	-	-	-	<35
	GRO >C5-12	mg/kg	0.1		<0.1	-	-	-	-	-	<0.1
	Total Petroleum Hydrocarbons	mg/kg	35		<35	-	-	-	-	-	-
BTEX and MTBE	Benzene	mg/kg	0.009	72	<0.009	<0.009	<0.009	<0.009	<0.009	<0.009	<0.009
	Toluene	mg/kg	0.007	56000	<0.007	<0.007	<0.007	<0.007	<0.007	<0.007	<0.007
	Ethylbenzene	mg/kg	0.004	24000	<0.004	<0.004	<0.004	<0.004	<0.004	<0.004	<0.004
	Xylene (m & p)	mg/kg	0.01	41000[87]	<0.01	<0.01	<0.01	<0.01	<0.01	<0.01	<0.01
	Xylene (o)	mg/kg	0.01	41000	<0.01	<0.01	<0.01	<0.01	<0.01	<0.01	<0.01
	Xylene Total	mg/kg	0.02		-	<0.02	<0.02	<0.02	<0.02	<0.02	-
	MTBE	mg/kg	0.01		<0.01	<0.01	<0.01	<0.01	<0.01	<0.01	<0.01
	Total BTEX	mg/kg	0.04		<0.04	<0.04	<0.04	<0.04	<0.04	<0.04	<0.04
VOC	Styrene	mg/kg	0.01		-	<0.01	<0.01	<0.01	<0.01	<0.01	-
	cis-1,3-dichloropropene	mg/kg	0.01		-	<0.01	<0.01	<0.01	<0.01	<0.01	-
	trans-1,3-dichloropropene	mg/kg	0.01		-	<0.01	<0.01	<0.01	<0.01	<0.01	-
	1,1,1,2-tetrachloroethane	mg/kg	0.01	1400	-	<0.01	<0.01	<0.01	<0.01	<0.01	-
	1,1,1-trichloroethane	mg/kg	0.007	140000	-	<0.007	<0.007	<0.007	<0.007	<0.007	-
	1,1,2,2-tetrachloroethane	mg/kg	0.01	1400	-	<0.01	<0.01	<0.01	<0.01	<0.01	-
	1,1,2-trichloroethane	mg/kg	0.01		-	<0.01	<0.01	<0.01	<0.01	<0.01	-
	1,1-dichloroethane	mg/kg	0.008		-	<0.008	<0.008	<0.008	<0.008	<0.008	-
	1,1-dichloroethene	mg/kg	0.01		-	<0.01	<0.01	<0.01	<0.01	<0.01	-
	1,1-dichloropropene	mg/kg	0.01		-	<0.01	<0.01	<0.01	<0.01	<0.01	-
	1,2,3-trichloropropane	mg/kg	0.016		-	<0.016	<0.016	<0.016	<0.016	<0.016	-
	1,2,4-trimethylbenzene	mg/kg	0.009		-	<0.009	<0.009	<0.009	<0.009	<0.009	-
	1,2-dibromo-3-chloropropane	mg/kg	0.014		-	<0.014	<0.014	<0.014	<0.014	<0.014	-
	1,2-dibromoethane	mg/kg	0.01		-	<0.01	<0.01	<0.01	<0.01	<0.01	-
	1,2-dichloroethane	mg/kg	0.005	29	-	<0.005	<0.005	<0.005	<0.005	<0.005	-
	1,2-dichloropropane	mg/kg	0.01		-	<0.01	<0.01	<0.01	<0.01	<0.01	-
	1,3,5-trimethylbenzene	mg/kg	0.008		-	<0.008	<0.008	<0.008	<0.008	<0.008	-
	1,3-dichloropropane	mg/kg	0.007		-	<0.007	<0.007	<0.007	<0.007	<0.007	-
	2,2-dichloropropane	mg/kg	0.01		-	<0.01	<0.01	<0.01	<0.01	<0.01	-
	2-chlorotoluene	mg/kg	0.009		-	<0.009	<0.009	<0.009	<0.009	<0.009	-
	4-chlorotoluene	mg/kg	0.01		-	<0.01	<0.01	<0.01	<0.01	<0.01	-
	Bromobenzene	mg/kg	0.01		-	<0.01	<0.01	<0.01	<0.01	<0.01	-
	Bromochloromethane	mg/kg	0.01		-	<0.01	<0.01	<0.01	<0.01	<0.01	-
	Bromodichloromethane	mg/kg	0.007		-	<0.007	<0.007	<0.007	<0.007	<0.007	-
	Bromoform	mg/kg	0.01		-	<0.01	<0.01	<0.01	<0.01	<0.01	-
	Bromomethane	mg/kg	0.01		-	<0.01	<0.01	<0.01	<0.01	<0.01	-
	Carbon disulfide	mg/kg	0.007	11000	-	<0.007	<0.007	<0.007	<0.007	<0.007	-
	Carbon tetrachloride	mg/kg	0.01	890	-	<0.01	<0.01	<0.01	<0.01	<0.01	-
	Chlorodibromomethane	mg/kg	0.01		-	<0.01	<0.01	<0.01	<0.01	<0.01	-
	Chloroethane	mg/kg	0.01		-	<0.01	<0.01	<0.01	<0.01	<0.01	-
	Chloroform	mg/kg	0.008	2500	-	<0.008	<0.008	<0.008	<0.008	<0.008	-
	Chloromethane	mg/kg	0.007		-	<0.007	<0.007	<0.007	<0.007	<0.007	-
	cis-1,2-dichloroethene	mg/kg	0.006		-	<0.006	<0.006	<0.006	<0.006	<0.006	-
	Dibromomethane	mg/kg	0.009		-	<0.009	<0.009	<0.009	<0.009	<0.009	-
	Dichlorodifluoromethane	mg/kg	0.006		-	<0.006	<0.006	<0.006	<0.006	<0.006	-
	Dichloromethane	mg/kg	0.01		-	<0.01	<0.01	<0.01	<0.01	<0.01	-
	Isopropylbenzene	mg/kg	0.005		-	<0.005	<0.005	<0.005	<0.005	<0.005	-
	n-butylbenzene	mg/kg	0.011		-	<0.011	<0.011	<0.011	<0.011	<0.011	-
	n-propylbenzene	mg/kg	0.01		-	<0.01	<0.01	<0.01	<0.01	<0.01	-
	p-isopropyltoluene	mg/kg	0.01		-	<0.01	<0.01	<0.01	<0.01	<0.01	-
	sec-butylbenzene	mg/kg	0.01		-	<0.01	<0.01	<0.01	<0.01	<0.01	-
	Trichloroethene	mg/kg	0.009	120	-	<0.009	<0.009	<0.009	<0.009	<0.009	-
	tert-butylbenzene	mg/kg	0.014		-	<0.014	<0.014	<0.014	<0.014	<0.014	-
	Tetrachloroethene	mg/kg	0.005	1400	-	<0.005	<0.005	<0.005	<0.005	<0.005	-
	trans-1,2-dichloroethene	mg/kg	0.01		-	<0.01	<0.01	<0.01	<0.01	<0.01	-
	Trichlorofluoromethane	mg/kg	0.006		-	<0.006	<0.006	<0.006	<0.006	<0.006	-
	Vinyl chloride	mg/kg	0.006	3.5	-	<0.006	<0.006	<0.006	<0.006	<0.006	-
	tert-Amyl methyl ether	mg/kg	0.01		-	<0.01	<0.01	<0.01	<0.01	<0.01	-
VOC/SVOC	1,2,3-trichlorobenzene	mg/kg	0.02	1800	-	<0.02	<0.02	<0.02	<0.02	<0.02	-
	1,2,4-trichlorobenzene	mg/kg	0.02	15000	-	<0.02	<0.02	<0.02	<0.02	<0.02	-
	1,2-dichlorobenzene	mg/kg	0.01	90000	-	<0.01	<0.01	<0.01	<0.01	<0.01	-
	1,3,5-Trichlorobenzene	mg/kg	0.02	1700	-	-	-	-	-	-	-
	1,3-dichlorobenzene	mg/kg	0.008	300	-	<0.008	<0.008	<0.008	<0.008	<0.008	-
	1,4-dichlorobenzene	mg/kg	0.005	17000	-	<0.005	<0.005	<0.005	<0.005	<0.005	-

				Location Code	TP02305A	TP02305	TP02305	TP02305	TP02305	TP02305	TP03001
				Sample Depth Range	1.95-1.95	0.05-0.05	0.4-0.4	0.4-0.4	2.1-2.1	2.7-2.7	0.05-0.1
				Sampled Date Time	05/05/2020	24/04/2020	24/04/2020	24/04/2020	24/04/2020	24/04/2020	31/10/2019
				LQM S4UL Public Open Space (POS) Residential - 1% SOM (GAC)							
Chem_Group	ChemName	output unit	EQL								
	Chlorobenzene	mg/kg	0.005	11000	-	<0.005	<0.005	<0.005	<0.005	<0.005	-
	Hexachlorobutadiene	mg/kg	0.02	25	-	<0.02	<0.02	<0.02	<0.02	<0.02	-
SVOC	4-bromophenyl phenyl ether	mg/kg	0.1		-	<0.1	<0.1	<0.1	<0.1	<0.1	-
	4-nitroaniline	mg/kg	0.1		-	<0.1	<0.1	<0.1	<0.1	<0.1	-
	4-nitrophenol	mg/kg	0.1		-	<0.1	<0.1	<0.1	<0.1	<0.1	-
	2,4,5-trichlorophenol	mg/kg	0.1		-	<0.01	<0.1	<0.1	<0.1	<0.1	-
	2,4,6-trichlorophenol	mg/kg	0.1		-	<0.1	<0.1	<0.1	<0.1	<0.1	-
	2,4-dichlorophenol	mg/kg	0.1		-	<0.1	<0.1	<0.1	<0.1	<0.1	-
	2,4-dimethylphenol	mg/kg	0.1		-	<0.1	<0.1	<0.1	<0.1	<0.1	-
	2,4-dinitrotoluene	mg/kg	0.1		-	<0.1	<0.1	<0.1	<0.1	<0.1	-
	2,6-dinitrotoluene	mg/kg	0.1		-	<0.1	<0.1	<0.1	<0.1	<0.1	-
	2-chloronaphthalene	mg/kg	0.1		-	<0.1	<0.1	<0.1	<0.1	<0.1	-
	2-chlorophenol	mg/kg	0.1		-	<0.1	<0.1	<0.1	<0.1	<0.1	-
	2-methylnaphthalene	mg/kg	0.1		-	<0.1	<0.1	<0.1	<0.1	<0.1	-
	2-methylphenol	mg/kg	0.1		-	<0.1	<0.1	<0.1	<0.1	<0.1	-
	2-nitroaniline	mg/kg	0.1		-	<0.1	<0.1	<0.1	<0.1	<0.1	-
	2-nitrophenol	mg/kg	0.1		-	<0.1	<0.1	<0.1	<0.1	<0.1	-
	3-nitroaniline	mg/kg	0.1		-	<0.1	<0.1	<0.1	<0.1	<0.1	-
	4-chloro-3-methylphenol	mg/kg	0.1		-	<0.1	<0.1	<0.1	<0.1	<0.1	-
	4-chloroaniline	mg/kg	0.1		-	<0.1	<0.1	<0.1	<0.1	<0.1	-
	4-chlorophenyl phenyl ether	mg/kg	0.1		-	<0.1	<0.1	<0.1	<0.1	<0.1	-
	4-methylphenol	mg/kg	0.1		-	<0.1	<0.1	<0.1	<0.1	<0.1	-
	Azobenzene	mg/kg	0.1		-	<0.1	<0.1	<0.1	<0.1	<0.1	-
	Bis(2-chloroethoxy) methane	mg/kg	0.1		-	<0.1	<0.1	<0.1	<0.1	<0.1	-
	Bis(2-chloroethyl)ether	mg/kg	0.1		-	<0.1	<0.1	<0.1	<0.1	<0.1	-
	Bis(2-chloroisopropyl) ether	mg/kg	0.1		-	<0.1	<0.1	<0.1	<0.1	<0.1	-
	Bis(2-ethylhexyl) phthalate	mg/kg	0.1		-	<0.1	<0.1	<0.1	<0.1	<0.1	-
	Butyl benzyl phthalate	mg/kg	0.1		-	<0.1	<0.1	<0.1	<0.1	<0.1	-
	Carbazole	mg/kg	0.1		-	<0.1	<0.1	<0.1	<0.1	<0.1	-
	Dibenzofuran	mg/kg	0.1		-	<0.1	<0.1	<0.1	<0.1	<0.1	-
	Diethylphthalate	mg/kg	0.1		-	<0.1	<0.1	<0.1	<0.1	<0.1	-
	Dimethyl phthalate	mg/kg	0.1		-	<0.1	<0.1	<0.1	<0.1	<0.1	-
	Di-n-butyl phthalate	mg/kg	0.1		-	<0.1	<0.1	<0.1	<0.1	<0.1	-
	Di-n-octyl phthalate	mg/kg	0.1		-	<0.1	<0.1	<0.1	<0.1	<0.1	-
	Hexachlorobenzene	mg/kg	0.05	16	-	<0.05	<0.1	<0.1	<0.1	<0.1	-
	Hexachlorocyclopentadiene	mg/kg	0.1		-	<0.1	<0.1	<0.1	<0.1	<0.1	-
	Hexachloroethane	mg/kg	0.1		-	<0.1	<0.1	<0.1	<0.1	<0.1	-
	Isophorone	mg/kg	0.1		-	<0.1	<0.1	<0.1	<0.1	<0.1	-
	Nitrobenzene	mg/kg	0.1		-	<0.1	<0.1	<0.1	<0.1	<0.1	-
	N-nitrosodi-n-propylamine	mg/kg	0.1		-	<0.1	<0.1	<0.1	<0.1	<0.1	-
	Pentachloronitrobenzene	mg/kg	0.05		-	-	-	-	-	-	-
	Pentachlorophenol	mg/kg	0.1	60	-	<0.1	<0.1	<0.1	<0.1	<0.1	-
PCB	Heptachlorobiphenyl, 2,3,3,4,4,5,5- (PCB 189)	mg/kg	0.003		-	<0.003	<0.003	<0.003	<0.003	<0.003	-
	Hexachlorobiphenyl, 2,3,3,4,4,5- (PCB 156)	mg/kg	0.003		-	<0.003	<0.003	<0.003	<0.003	<0.003	-
	Hexachlorobiphenyl, 2,3,3,4,4,5- (PCB 157)	mg/kg	0.003		-	<0.003	<0.003	<0.003	<0.003	<0.003	-
	Hexachlorobiphenyl, 2,3,4,4,5,5- (PCB 167)	mg/kg	0.003		-	<0.003	<0.003	<0.003	<0.003	<0.003	-
	Hexachlorobiphenyl, 3,3,4,4,5,5- (PCB 169)	mg/kg	0.003		-	<0.003	<0.003	<0.003	<0.003	<0.003	-
	PCB 101	mg/kg	0.003		-	<0.003	<0.003	<0.003	<0.003	<0.003	-
	PCB 118	mg/kg	0.003		-	<0.003	<0.003	<0.003	<0.003	<0.003	-
	PCB 138	mg/kg	0.003		-	<0.003	<0.003	<0.003	<0.003	<0.003	-
	PCB 153	mg/kg	0.003		-	<0.003	<0.003	<0.003	<0.003	<0.003	-
	PCB 180	mg/kg	0.003		-	<0.003	<0.003	<0.003	<0.003	<0.003	-
	PCB 28	mg/kg	0.003		-	<0.003	<0.003	<0.003	<0.003	<0.003	-
	PCB 52	mg/kg	0.003		-	<0.003	<0.003	<0.003	<0.003	<0.003	-
	Pentachlorobiphenyl, 2,3,3,4,4- (PCB 105)	mg/kg	0.003		-	<0.003	<0.003	<0.003	<0.003	<0.003	-
	Pentachlorobiphenyl, 2,3,4,4,5- (PCB 114)	mg/kg	0.003		-	<0.003	<0.003	<0.003	<0.003	<0.003	-
	Pentachlorobiphenyl, 2,3,4,4,5- (PCB 123)	mg/kg	0.003		-	<0.003	<0.003	<0.003	<0.003	<0.003	-
	Pentachlorobiphenyl, 3,3,4,4,5- (PCB 126)	mg/kg	0.003		-	<0.003	<0.003	<0.003	<0.003	<0.003	-
	Tetrachlorobiphenyl, 3,3,4,4- (PCB 77)	mg/kg	0.003		-	<0.003	<0.003	<0.003	<0.003	<0.003	-
	Tetrachlorobiphenyl, 3,4,4,5- (PCB 81)	mg/kg	0.003		-	<0.003	<0.003	<0.003	<0.003	<0.003	-
	Total PCB 7 Congeners	mg/kg	0.021		-	<0.021	<0.021	<0.021	<0.021	<0.021	-
	Total PCB WHO 12	mg/kg	0.036		-	<0.036	<0.036	<0.036	<0.036	<0.036	-
Phenolics	Xylenols	mg/kg	0.015		<0.015	<0.015	<0.015	<0.015	<0.015	<0.015	<0.015
	Cresol Total	mg/kg	0.01		<0.01	**0.0113**	<0.01	<0.01	<0.01	<0.01	<0.01
	Phenol	mg/kg	0.01	(dir)760[#8]	<0.01	<0.01	<0.01	<0.01	<0.01	<0.01	<0.01
	Phenols Monohydric	mg/kg	0.035		<0.035	<0.035	<0.035	<0.035	<0.035	<0.035	<0.035
Organotins	Dibutyltin	mg/kg			-	-	-	-	-	-	-
	Monophenyltin	mg/kg			-	<0.02	<0.02	<0.02	<0.02	<0.02	-
	Diphenyltin	mg/kg			-	-	-	-	-	-	-
	Monobutyltin	mg/kg			-	-	-	-	-	-	-
	Tetrabutyltin	mg/kg			-	-	-	-	-	-	-
	Tributyltin	mg/kg			-	<0.02	<0.02	<0.02	<0.02	<0.02	-
	Triphenyltin	mg/kg			-	-	-	-	-	-	-
Pesticides	Heptachlor epoxide	mg/kg	0.05		-	<0.05	-	-	-	-	-
	Tecnazene	mg/kg	0.05		-	-	-	-	-	-	-
	2,4,5-TP (Silvex)	mg/kg			-	<0.01	-	-	-	-	-
	Hedonal	mg/kg			-	<0.01	-	-	-	-	-

				Location_Code	TP02305A	TP02305	TP02305	TP02305	TP02305	TP02305	TP03001
				Sample_Depth_Range	1.95-1.95	0.05-0.05	0.4-0.4	0.4-0.4	2.1-2.1	2.7-2.7	0.05-0.1
				Sampled_Date_Time	05/05/2020	24/04/2020	24/04/2020	24/04/2020	24/04/2020	24/04/2020	31/10/2019
				LQM S4UL Public Open Space (POS) Residential - 1% SOM (GAC)							
Chem_Group	ChemName	output unit	EQL								
	2,4-DDT	mg/kg	0.05		-	<0.05	-	-	-	-	-
	2,4-Dichlorprop	mg/kg			-	<0.01	-	-	-	-	-
	4-(2,4-Dichlorophenoxy)butyric Acid (2,4-DB)	mg/kg			-	<0.01	-	-	-	-	-
	4,4-DDE	mg/kg	0.05		-	<0.05	-	-	-	-	-
	a-BHC	mg/kg	0.05	24	-	<0.05	-	-	-	-	-
	Aldrin	mg/kg	0.05	18	-	<0.05	-	-	-	-	-
	Atrazine	mg/kg	0.05	1200	-	<0.05	-	-	-	-	-
	Azinophos methyl	mg/kg	0.05		-	<0.05	-	-	-	-	-
	b-BHC	mg/kg	0.05	8.1	-	<0.05	-	-	-	-	-
	Bentazone	mg/kg			-	<0.01	-	-	-	-	-
	Chlordane (cis)	mg/kg	0.05		-	<0.05	-	-	-	-	-
	Chlordane (trans)	mg/kg	0.05		-	<0.05	-	-	-	-	-
	Chlorfenvinphos	mg/kg	0.05		-	<0.05	-	-	-	-	-
	Chlorotoluron	mg/kg			-	<0.01	-	-	-	-	-
	Chlorpyrifos-methyl	mg/kg	0.05		-	<0.05	-	-	-	-	-
	Cyanazine	mg/kg			-	<0.01	-	-	-	-	-
	d-BHC	mg/kg	0.05		-	<0.05	-	-	-	-	-
	DDD	mg/kg	0.05		-	<0.05	-	-	-	-	-
	DDT	mg/kg	0.05		-	<0.05	-	-	-	-	-
	Chlorothalonil	mg/kg	0.05		-	-	-	-	-	-	-
	Diazinon	mg/kg	0.05		-	<0.05	-	-	-	-	-
	Dichlorvos	mg/kg	0.05	16	-	<0.05	-	-	-	-	-
	Dieldrin	mg/kg	0.05	18	-	<0.05	-	-	-	-	-
	Dimethoate	mg/kg	0.05		-	<0.05	-	-	-	-	-
	Disulfoton	mg/kg	0.05		-	-	-	-	-	-	-
	Diuron	mg/kg			-	<0.01	-	-	-	-	-
	Endosulfan I	mg/kg	0.05	1200	-	<0.05	-	-	-	-	-
	Endosulfan II	mg/kg	0.05		-	<0.05	-	-	-	-	-
	Endosulfan sulphate	mg/kg	0.05		-	-	-	-	-	-	-
	Endrin	mg/kg	0.05		-	<0.05	-	-	-	-	-
	Fenitrothion	mg/kg	0.05		-	<0.05	-	-	-	-	-
	Fenthion	mg/kg	0.05		-	<0.05	-	-	-	-	-
	Fluroxypyr	mg/kg			-	<0.01	-	-	-	-	-
	g-BHC (Lindane)	mg/kg	0.05	8.2	-	<0.05	-	-	-	-	-
	Heptachlor	mg/kg	0.05		-	<0.05	-	-	-	-	-
	Isodrin	mg/kg	0.05		-	<0.05	-	-	-	-	-
	Isoproturon	mg/kg			-	<0.01	-	-	-	-	-
	Linuron	mg/kg			-	<0.01	-	-	-	-	-
	Malathion	mg/kg	0.05		-	<0.05	-	-	-	-	-
	2-Methyl-4-chlorophenoxyacetic acid	mg/kg			-	<0.01	-	-	-	-	-
	2-Methyl-4-Chlorophenoxy Butanoic Acid	mg/kg			-	<0.01	-	-	-	-	-
	Mecoprop	mg/kg			-	<0.01	-	-	-	-	-
	Methoxychlor	mg/kg	0.05		-	<0.05	-	-	-	-	-
	Methyl parathion	mg/kg	0.05		-	<0.05	-	-	-	-	-
	Mevinphos (Phosdrin)	mg/kg	0.05		-	<0.05	-	-	-	-	-
	Nitroguanidine	mg/kg			-	-	-	-	-	-	-
	o,p-DDD	mg/kg	0.05		-	<0.05	-	-	-	-	-
	o,p'-DDE	mg/kg	0.05		-	<0.05	-	-	-	-	-
	o,p-Methoxychlor	mg/kg	0.05		-	-	-	-	-	-	-
	Parathion	mg/kg	0.05		-	<0.05	-	-	-	-	-
	Pendimethalin	mg/kg	0.05		-	<0.05	-	-	-	-	-
	Permethrin	mg/kg	0.05		-	-	-	-	-	-	-

				Location Code	TP02305A	TP02305	TP02305	TP02305	TP02305	TP02305	TP03001
				Sample Depth Range	1.95-1.95	0.05-0.05	0.4-0.4	0.4-0.4	2.1-2.1	2.7-2.7	0.05-0.1
				Sampled Date Time	05/05/2020	24/04/2020	24/04/2020	24/04/2020	24/04/2020	24/04/2020	31/10/2019
				LQM S4UL Public Open Space (POS) Residential - 1% SOM (GAC)							
Chem Group	**ChemName**	**output unit**	**EQL**								
	Permethrin II	mg/kg	0.05		-	-	-	-	-	-	-
	Phorate	mg/kg	0.05		-	<0.05	-	-	-	-	-
	Prometryn	mg/kg	0.05		-	<0.05	-	-	-	-	-
	Pronamide	mg/kg	0.05		-	<0.05	-	-	-	-	-
	Propazine	mg/kg	0.05		-	<0.05	-	-	-	-	-
	Simazine	mg/kg	0.05		-	<0.05	-	-	-	-	-
	Terbutryn	mg/kg	0.05		-	<0.05	-	-	-	-	-
	Terbutylazine	mg/kg	0.05		-	<0.05	-	-	-	-	-
	Triadimefon	mg/kg	0.05		-	<0.05	-	-	-	-	-
	Triallate	mg/kg	0.05		-	-	-	-	-	-	-
	Tricloovr	mg/kg			-	<0.01	-	-	-	-	-
	Trifluralin	mg/kg	0.05		-	<0.05	-	-	-	-	-
	Telodrin	mg/kg	0.05		-	-	-	-	-	-	-
Radionuclides	Caesium-137	Bq/kg	1.4		-	-	-	-	-	-	-
	Protactinium-234m	Bq/kg	140		-	-	-	-	-	-	-
	Americium-241	Bq/g	0.0022		-	-	-	-	-	-	-
	Beryllium-7	Bq/g	0.016		-	-	-	-	-	-	-
	Cobalt-60	Bq/g	0.0015		-	-	-	-	-	-	-
	Gross alpha	Bq/kg	54		-	-	-	-	-	-	-
	Gross beta	Bq/kg	87		-	-	-	-	-	-	-
	Lead-210	Bq/kg	22		-	-	-	-	-	-	-
	Potassium-40	Bq/kg	2		-	-	-	-	-	-	-
	Radium -224	Bq/g	0.022		-	-	-	-	-	-	-
	Radium-226	Bq/g	0.0005		-	-	-	-	-	-	-
	Thorium-228	Bq/g	0.0005		-	-	-	-	-	-	-
	Thorium-230	Bq/g	0.0005		-	-	-	-	-	-	-
	Thorium-232	Bq/g	0.0005		-	-	-	-	-	-	-
	Thorium-234	Bq/g	0.025		-	-	-	-	-	-	-
	Uranium-234	Bq/g	0.0005		-	-	-	-	-	-	-
	Uranium-235	Bq/g	0.0005		-	-	-	-	-	-	-
SVOC TIC	SVOC TICS - Detect	Detect			-	0	0	0	0	0	-
	SVOC Tentatively Identified Compounds	mg/kg	0.1		-	<0.1	<0.1	<0.1	<0.1	<0.1	-
VOC TIC	VOC Tentatively Identified Compounds	mg/kg	0.05		-	<0.05	<0.05	<0.05	<0.05	<0.05	-
Explosives	2,2,4,4,6,6-Hexanitrostilbene	mg/kg			-	-	-	-	-	-	-
	2,4,6-Trinitrotoluene (TNT)	mg/kg		130	-	-	-	-	-	-	-
	2,4,6-trinitrophenyl	mg/kg			-	-	-	-	-	-	-
	HMX	mg/kg		13000	-	-	-	-	-	-	-
	Ethylene glycol dinitrate	mg/kg			-	-	-	-	-	-	-
	Nitrocellulose (12% N)	mg/kg			-	-	-	-	-	-	-
	Nitroglycerine	mg/kg			-	-	-	-	-	-	-
	PETN	mg/kg			-	-	-	-	-	-	-
	RDX	mg/kg		26000	-	-	-	-	-	-	-
	Tetryl	mg/kg			-	-	-	-	-	-	-
NA	Actinium-228	Bq/kg	2		-	-	-	-	-	-	-
	Caesium-134	Bq/kg	1.7		-	-	-	-	-	-	-
	Bismuth-212	Bq/kg	19		-	-	-	-	-	-	-
	Bismuth-214	Bq/kg	2		-	-	-	-	-	-	-
	Lead-212	Bq/kg	2		-	-	-	-	-	-	-
	Lead-214	Bq/kg	2		-	-	-	-	-	-	-
	Thallium-208	Bq/kg	2		-	-	-	-	-	-	-
Other	Temperature	°C			16.8	16.9	15.1 - 19.5	16.1 - 17.8	15.9 - 19.8	16.1 - 17.8	18.5
	Conductivity @ 20oC	uS/cm	14		110 - 113	99.4 - 223	73.3 - 151	72.9 - 159	64.9 - 167	67.9 - 123	197
	Organic Matter	%	0.35		-	-	-	-	-	-	-
	Moisture Content (dried @35oC)	%			15	12	16	15	6.9	10	15
	pH (Lab)	pH Units	1		7.03 - 8.62	7.8 - 8.58	7.64 - 8.46	8.15 - 8.57	7.98 - 8.63	8.07 - 8.67	8.24 - 8.49
	Total Organic Carbon	%	0.2		<0.2	1.5	0.592	0.632	<0.2	<0.2	1.28

Environmental Standards Comments
#1:GAC is only presented as speciated chromium. 7.7mg/kg is used for hexavalent. If hexavalent chromium (CrVI) data is available, a value of 1,500mg/kg may be appropriate for the remaining trivalent chromium (CrIII).
#2:C4SL for lead adopted
#3:GAC only presented as speciated mercury. 16mg/kg is used for elemental mercury. If the CSM indicates that elemental mercury is not a CoC and mercury is present in an inorganic form, a value of 120mg/kg for inorganic mercury may be appropriate
#4:Updated S4UL for nickel
#5:S4UL exceeds solubility saturation limit
#6:Criteria derived for Ali>C16-C35 split between Ali>C16-21 & Ali>C21-35. Requires summation of fractions to use Ali>C16-C35 criteria.
#7:Criteria presented is for p-xylene. A separate value is presented for o-xylene.
#8:S4UL based on a threshold protective of direct skin contact with phenol

Key

<0.6	Result MDL exceeds GAC
27.8	Result exceeds GAC

Notes
Where a range is given a determinand has been analysed for by more than one method

				Location_Code	TP03001	TP03001	TP03002A	TP03002A	TP03002A	TP03002A	TP03002A
				Sample_Depth_Range	0.4-0.5	0.85-0.9	0.05-0.1	0.35-0.4	1.6-1.7	2.5-2.6	3.4-3.5
				Sampled_Date_Time	31/10/2019	31/10/2019	01/11/2019	01/11/2019	01/11/2019	01/11/2019	01/11/2019
				LQM S4UL Public Open Space (POS) Residential - 1% SOM (GAC)							
Chem_Group	**ChemName**	**output unit**	**EQL**								
Metals	Antimony	mg/kg	0.6		-	-	-	-	-	-	-
	Arsenic	mg/kg	0.6	79	8.19	6.52	9.12	6.13	4.66	4.52	<0.6
	Barium	mg/kg	0.6		-	-	-	-	-	-	-
	Beryllium	mg/kg	0.01	2.2	-	-	-	-	-	-	-
	Boron	mg/kg	1	21000	<1	<1	1.32	1.18	1.29	3.06	<1
	Cadmium	mg/kg	0.02	120	0.536	0.414	0.51	0.442	0.261	0.224	0.187
	Chromium (hexavalent)	mg/kg	0.6	7.7	<0.6	<0.6	<0.6	<0.6	<0.6	<0.6	<0.6
	Chromium	mg/kg	0.9	#1	20.7	9.69	130	31.2	19.9	12.6	2.01
	Copper	mg/kg	1.4	12000	6.71	3.86	23.6	11.2	9.23	7	1.85
	Lead	mg/kg	0.7	630[#2]	4.69	1.64	63.6	15	7.24	8.45	0.983
	Mercury	mg/kg	0.14	#3	<0.14	<0.14	1.54	<0.14	<0.14	<0.14	<0.14
	Molybdenum	mg/kg	0.1		-	-	-	-	-	-	-
	Nickel	mg/kg	0.2	230[#4]	33.5	20.6	18.5	18.8	16.7	12.1	2.78
	Selenium	mg/kg	1	1100	<1	<1	<1	<1	<1	<1	<1
	Vanadium	mg/kg	0.2	2000	-	-	-	-	-	-	-
	Zinc	mg/kg	1.9	81000	58.1	47.6	108	67.6	57.3	40.9	13.8
Asbestos	Anthophyllite	Detect			0	0	0	0	0	0	0
	Asbestos Analysts Comments	-			-	-	-	-	-	-	-
	Asbestos PCOM Quantification	%	0.001		-	-	-	-	-	-	-
	Asbestos Quantification Total	%	0.001		-	-	-	-	-	-	-
	Asbestos: Actinolite	Detect			0	0	0	0	0	0	0
	Additional Asbestos Components (Using TM048)	Comment			-	-	-	-	-	-	-
	Crocidolite Asbestos	Detect			0	0	0	0	0	0	0
	Asbestos Gravimetric Quantification	%	0.001		-	-	-	-	-	-	-
	Chrysotile Asbestos	Detect			0	0	0	0	0	0	0
	Amosite Asbestos	Detect			0	0	0	0	0	0	0
	Non-Asbestos Fibre	Detect			0	0	0	0	0	0	0
	Tremolite	Detect			0	0	0	0	0	0	0
Inorganics	Alkalinity (total) as CaCO3	mg/kg	10		-	-	-	-	-	-	-
	Ammoniacal Nitrogen as N	mg/kg	12		-	-	-	-	-	-	-
	Cyanide (Free)	mg/kg	1		<1	<1	<1	<1	<1	<1	<1
	Cyanide Total	mg/kg	1		<1	<1	<1	<1	<1	<1	<1
	cyanides-complex	mg/kg	1		<1	<1	<1	<1	<1	<1	<1
	Nitrite (as N)	mg/kg	0.03		-	-	-	-	-	-	-
	Sulphate	mg/kg	200		-	-	-	-	-	-	-
PAH	Naphthalene	mg/kg	0.009	4900	<0.009	<0.009	0.0192	0.0243	<0.009	<0.009	<0.009
	Acenaphthene	mg/kg	0.008	15000	<0.008	<0.008	0.0178	<0.008	<0.008	<0.008	<0.008
	Acenaphthylene	mg/kg	0.012	15000	<0.012	<0.012	0.13	0.0236	<0.012	<0.012	<0.012
	Fluoranthene	mg/kg	0.017	3100	<0.017	<0.017	1.25	0.287	<0.017	<0.017	<0.017
	Anthracene	mg/kg	0.016	74000	<0.016	<0.016	0.0971	0.0227	<0.016	<0.016	<0.016
	Phenanthrene	mg/kg	0.015	3100	<0.015	<0.015	0.402	0.105	<0.015	<0.015	<0.015
	Fluorene	mg/kg	0.01	9900	<0.01	<0.01	0.0209	<0.01	<0.01	<0.01	<0.01
	Chrysene	mg/kg	0.01	57	<0.01	<0.01	0.472	0.106	<0.01	<0.01	<0.01
	Pyrene	mg/kg	0.015	7400	<0.015	<0.015	1.1	0.243	<0.015	<0.015	<0.015
	Benzo(a)anthracene	mg/kg	0.014	29	<0.014	<0.014	0.492	0.0974	<0.014	<0.014	<0.014
	Benzo(b)fluoranthene	mg/kg	0.015	7.1	<0.015	<0.015	0.857	0.166	<0.015	<0.015	<0.015
	Benzo(k)fluoranthene	mg/kg	0.014	190	<0.014	<0.014	0.269	0.0512	<0.014	<0.014	<0.014
	Benzo(a)pyrene	mg/kg	0.015	5.7	<0.015	<0.015	0.642	0.118	<0.015	<0.015	<0.015
	Dibenz(a,h)anthracene	mg/kg	0.023	0.57	<0.023	<0.023	0.103	<0.023	<0.023	<0.023	<0.023
	Benzo(g,h,i)perylene	mg/kg	0.024	640	<0.024	<0.024	0.573	0.114	<0.024	<0.024	<0.024
	Indeno(1,2,3-c,d)pyrene	mg/kg	0.018	82	<0.018	<0.018	0.602	0.112	<0.018	<0.018	<0.018
	PAH 16 Total	mg/kg	0.118		<0.118	<0.118	7.05	1.47	<0.118	<0.118	<0.118
TPH CWG	>C5-C6 Aliphatics	mg/kg	0.01	(sol)570000[#5]	-	-	-	-	-	-	-
	>C6-C8 Aliphatics	mg/kg	0.01	600000	-	-	-	-	-	-	-
	>C10-C44 Aliphatics	mg/kg	5		-	-	-	-	-	-	-
	>C10-C44 Aliphatics/Aromatics	mg/kg	10		-	-	-	-	-	-	-
	>C8-C10 Aliphatics	mg/kg	0.01	13000	-	-	-	-	-	-	-
	>C10-C12 Aliphatics	mg/kg	0.01	13000	-	-	-	-	-	-	-
	>C12-C16 Aliphatics	mg/kg	0.1	13000	-	-	-	-	-	-	-
	>C16-C21 Aliphatics	mg/kg	0.1	125000[#6]	-	-	-	-	-	-	-
	>C21-C35 Aliphatics	mg/kg	0.1	125000[#6]	-	-	-	-	-	-	-
	>C35-C44 Aliphatics	mg/kg	0.1	250000	-	-	-	-	-	-	-
	>C5-C10 Aliphatics	mg/kg	0.05		-	-	-	-	-	-	-
	Total Aliphatics >C12-C44	mg/kg	0.1		-	-	-	-	-	-	-
	>EC5-EC10 Aromatics	mg/kg	0.05		-	-	-	-	-	-	-
	>EC6-EC7 Aromatics	mg/kg	0.01		-	-	-	-	-	-	-
	>EC7-EC8 Aromatics	mg/kg	0.01	56000	-	-	-	-	-	-	-
	>EC8-EC10 Aromatics	mg/kg	0.01	5000	-	-	-	-	-	-	-
	>EC10-EC12 Aromatics	mg/kg	0.01	5000	-	-	-	-	-	-	-
	>EC10-EC44 Aromatics	mg/kg	5		-	-	-	-	-	-	-
	>EC12-EC16 Aromatics	mg/kg	0.1	5100	-	-	-	-	-	-	-
	>EC16-EC21 Aromatics	mg/kg	0.1	3800	-	-	-	-	-	-	-
	>EC21-EC35 Aromatics	mg/kg	0.1	3800	-	-	-	-	-	-	-
	>EC35-EC44 Aromatics	mg/kg	0.1	3800	-	-	-	-	-	-	-
	>EC40-EC44 Aromatics	mg/kg	0.1		-	-	-	-	-	-	-
	>EC12-EC44 Aromatics	mg/kg	0.1		-	-	-	-	-	-	-
	TPH Aliphatics & Aromatics >C5-44	mg/kg	0.1		-	-	-	-	-	-	-
TPH	>C5-C6	mg/kg	0.02		<0.02	<0.02	<0.02	<0.02	<0.02	<0.02	<0.02

				Location Code	TP03001	TP03001	TP03002A	TP03002A	TP03002A	TP03002A	TP03002A
				Sample Depth Range	0.4-0.5	0.85-0.9	0.05-0.1	0.35-0.4	1.6-1.7	2.5-2.6	3.4-3.5
				Sampled Date Time	31/10/2019	31/10/2019	01/11/2019	01/11/2019	01/11/2019	01/11/2019	01/11/2019
				LQM S4UL Public Open Space (POS) Residential - 1% SOM (GAC)							
Chem_Group	ChemName	output unit	EQL								
	>C6-C7	mg/kg	0.02		<0.02	<0.02	<0.02	<0.02	<0.02	<0.02	<0.02
	>C7-C8	mg/kg	0.02		<0.02	<0.02	<0.02	<0.02	<0.02	<0.02	<0.02
	>C8-C10	mg/kg	0.02		<0.02	<0.02	<0.02	<0.02	<0.02	<0.02	<0.02
	>C10-C12	mg/kg	0.02		<0.02	<0.02	<0.02	<0.02	<0.02	<0.02	<0.02
	>C12-C16	mg/kg	35		<35	<35	<35	<35	<35	<35	<35
	>C16-C21	mg/kg	35		<35	<35	<35	<35	<35	<35	<35
	>C21-C28	mg/kg	35		<35	<35	<35	<35	<35	<35	<35
	>C28-C35	mg/kg	35		<35	<35	<35	<35	<35	<35	<35
	>C35-C40	mg/kg	35		<35	<35	<35	<35	<35	<35	<35
	GRO >C5-10	mg/kg	0.02		-	-	-	-	-	-	-
	TPH >C6-C40	mg/kg	10		-	-	-	-	-	-	-
	EPH>C5-40	mg/kg	35		<35	<35	77.2	<35	<35	<35	<35
	EPH >C10-40	mg/kg	35		<35	<35	77.2	<35	<35	<35	<35
	GRO >C5-12	mg/kg	0.1		<0.1	<0.1	<0.1	<0.1	<0.1	<0.1	<0.1
	Total Petroleum Hydrocarbons	mg/kg	35		-	-	-	-	-	-	-
BTEX and MTBE	Benzene	mg/kg	0.009	72	<0.009	<0.009	<0.09	<0.009	<0.009	<0.009	<0.009
	Toluene	mg/kg	0.007	56000	<0.007	<0.007	<0.07	<0.007	<0.007	<0.007	<0.007
	Ethylbenzene	mg/kg	0.004	24000	<0.004	<0.004	<0.04	<0.004	<0.004	<0.004	<0.004
	Xylene (m & p)	mg/kg	0.01	41000[#7]	<0.01	<0.01	<0.1	<0.01	<0.01	<0.01	<0.01
	Xylene (o)	mg/kg	0.01	41000	<0.01	<0.01	<0.1	<0.01	<0.01	<0.01	<0.01
	Xylene Total	mg/kg	0.02		-	-	-	-	-	-	-
	MTBE	mg/kg	0.01		<0.01	<0.01	<0.1	<0.01	<0.01	<0.01	<0.01
	Total BTEX	mg/kg	0.04		<0.04	<0.04	<0.4	<0.04	<0.04	<0.04	<0.04
VOC	Styrene	mg/kg	0.01		-	-	-	-	-	<0.01	<0.01
	cis-1,3-dichloropropene	mg/kg	0.01		-	-	-	-	-	<0.01	<0.01
	trans-1,3-dichloropropene	mg/kg	0.01		-	-	-	-	-	<0.01	<0.01
	1,1,1,2-tetrachloroethane	mg/kg	0.01	1400	-	-	-	-	-	<0.01	<0.01
	1,1,1-trichloroethane	mg/kg	0.007	140000	-	-	-	-	-	<0.007	<0.007
	1,1,2,2-tetrachloroethane	mg/kg	0.01	1400	-	-	-	-	-	<0.01	<0.01
	1,1,2-trichloroethane	mg/kg	0.01		-	-	-	-	-	<0.01	<0.01
	1,1-dichloroethane	mg/kg	0.008		-	-	-	-	-	<0.008	<0.008
	1,1-dichloroethene	mg/kg	0.01		-	-	-	-	-	<0.01	<0.01
	1,1-dichloropropene	mg/kg	0.01		-	-	-	-	-	<0.01	<0.01
	1,2,3-trichloropropane	mg/kg	0.016		-	-	-	-	-	<0.016	<0.016
	1,2,4-trimethylbenzene	mg/kg	0.009		-	-	-	-	-	<0.009	<0.009
	1,2-dibromo-3-chloropropane	mg/kg	0.014		-	-	-	-	-	<0.014	<0.014
	1,2-dibromoethane	mg/kg	0.01		-	-	-	-	-	<0.01	<0.01
	1,2-dichloroethane	mg/kg	0.005	29	-	-	-	-	-	<0.005	<0.005
	1,2-dichloropropane	mg/kg	0.01		-	-	-	-	-	<0.01	<0.01
	1,3,5-trimethylbenzene	mg/kg	0.008		-	-	-	-	-	<0.008	<0.008
	1,3-dichloropropane	mg/kg	0.007		-	-	-	-	-	<0.007	<0.007
	2,2-dichloropropane	mg/kg	0.01		-	-	-	-	-	<0.01	<0.01
	2-chlorotoluene	mg/kg	0.009		-	-	-	-	-	<0.009	<0.009
	4-chlorotoluene	mg/kg	0.01		-	-	-	-	-	<0.01	<0.01
	Bromobenzene	mg/kg	0.01		-	-	-	-	-	<0.01	<0.01
	Bromochloromethane	mg/kg	0.01		-	-	-	-	-	<0.01	<0.01
	Bromodichloromethane	mg/kg	0.007		-	-	-	-	-	<0.007	<0.007
	Bromoform	mg/kg	0.01		-	-	-	-	-	<0.01	<0.01
	Bromomethane	mg/kg	0.01		-	-	-	-	-	<0.01	<0.01
	Carbon disulfide	mg/kg	0.007	11000	-	-	-	-	-	<0.007	<0.007
	Carbon tetrachloride	mg/kg	0.01	890	-	-	-	-	-	<0.01	<0.01
	Chlorodibromomethane	mg/kg	0.01		-	-	-	-	-	<0.01	<0.01
	Chloroethane	mg/kg	0.01		-	-	-	-	-	<0.01	<0.01
	Chloroform	mg/kg	0.008	2500	-	-	-	-	-	<0.008	<0.008
	Chloromethane	mg/kg	0.007		-	-	-	-	-	<0.007	<0.007
	cis-1,2-dichloroethene	mg/kg	0.006		-	-	-	-	-	<0.006	<0.006
	Dibromomethane	mg/kg	0.009		-	-	-	-	-	<0.009	<0.009
	Dichlorodifluoromethane	mg/kg	0.006		-	-	-	-	-	<0.006	<0.006
	Dichloromethane	mg/kg	0.01		-	-	-	-	-	<0.01	<0.01
	Isopropylbenzene	mg/kg	0.005		-	-	-	-	-	<0.005	<0.005
	n-butylbenzene	mg/kg	0.011		-	-	-	-	-	<0.011	<0.011
	n-propylbenzene	mg/kg	0.01		-	-	-	-	-	<0.01	<0.01
	p-isopropyltoluene	mg/kg	0.01		-	-	-	-	-	<0.01	<0.01
	sec-butylbenzene	mg/kg	0.01		-	-	-	-	-	<0.01	<0.01
	Trichloroethene	mg/kg	0.009	120	-	-	-	-	-	<0.009	<0.009
	tert-butylbenzene	mg/kg	0.014		-	-	-	-	-	<0.014	<0.014
	Tetrachloroethene	mg/kg	0.005	1400	-	-	-	-	-	<0.005	<0.005
	trans-1,2-dichloroethene	mg/kg	0.01		-	-	-	-	-	<0.01	<0.01
	Trichlorofluoromethane	mg/kg	0.006		-	-	-	-	-	<0.006	<0.006
	Vinyl chloride	mg/kg	0.006	3.5	-	-	-	-	-	<0.006	<0.006
	tert-Amyl methyl ether	mg/kg	0.01		-	-	-	-	-	<0.01	<0.01
VOC/SVOC	1,2,3-trichlorobenzene	mg/kg	0.02	1800	-	-	-	-	-	<0.02	<0.02
	1,2,4-trichlorobenzene	mg/kg	0.02	15000	-	-	-	-	-	<0.02	<0.02
	1,2-dichlorobenzene	mg/kg	0.01	90000	-	-	-	-	-	<0.01	<0.01
	1,3,5-Trichlorobenzene	mg/kg	0.02	1700	-	-	-	-	-	<0.02	<0.02
	1,3-dichlorobenzene	mg/kg	0.008	300	-	-	-	-	-	<0.008	<0.008
	1,4-dichlorobenzene	mg/kg	0.005	17000	-	-	-	-	-	<0.005	<0.005

				Location Code	TP03001	TP03001	TP03002A	TP03002A	TP03002A	TP03002A	TP03002A
				Sample Depth Range	0.4-0.5	0.85-0.9	0.05-0.1	0.35-0.4	1.6-1.7	2.5-2.6	3.4-3.5
				Sampled Date Time	31/10/2019	31/10/2019	01/11/2019	01/11/2019	01/11/2019	01/11/2019	01/11/2019
				LQM S4UL Public Open Space (POS) Residential - 1% SOM (GAC)							
Chem_Group	**ChemName**	**output unit**	**EQL**								
	Chlorobenzene	mg/kg	0.005	11000	-	-	-	-	-	<0.005	<0.005
	Hexachlorobutadiene	mg/kg	0.02	25	-	-	-	-	-	<0.02	<0.02
SVOC	4-bromophenyl phenyl ether	mg/kg	0.1		-	-	-	-	-	<0.1	<0.1
	4-nitroaniline	mg/kg	0.1		-	-	-	-	-	<0.1	<0.1
	4-nitrophenol	mg/kg	0.1		-	-	-	-	-	<0.1	<0.1
	2,4,5-trichlorophenol	mg/kg	0.1		-	-	-	-	-	<0.1	<0.1
	2,4,6-trichlorophenol	mg/kg	0.1		-	-	-	-	-	<0.1	<0.1
	2,4-dichlorophenol	mg/kg	0.1		-	-	-	-	-	<0.1	<0.1
	2,4-dimethylphenol	mg/kg	0.1		-	-	-	-	-	<0.1	<0.1
	2,4-dinitrotoluene	mg/kg	0.1		-	-	-	-	-	<0.1	<0.1
	2,6-dinitrotoluene	mg/kg	0.1		-	-	-	-	-	<0.1	<0.1
	2-chloronaphthalene	mg/kg	0.1		-	-	-	-	-	<0.1	<0.1
	2-chlorophenol	mg/kg	0.1		-	-	-	-	-	<0.1	<0.1
	2-methylnaphthalene	mg/kg	0.1		-	-	-	-	-	<0.1	<0.1
	2-methylphenol	mg/kg	0.1		-	-	-	-	-	<0.1	<0.1
	2-nitroaniline	mg/kg	0.1		-	-	-	-	-	<0.1	<0.1
	2-nitrophenol	mg/kg	0.1		-	-	-	-	-	<0.1	<0.1
	3-nitroaniline	mg/kg	0.1		-	-	-	-	-	<0.1	<0.1
	4-chloro-3-methylphenol	mg/kg	0.1		-	-	-	-	-	<0.1	<0.1
	4-chloroaniline	mg/kg	0.1		-	-	-	-	-	<0.1	<0.1
	4-chlorophenyl phenyl ether	mg/kg	0.1		-	-	-	-	-	<0.1	<0.1
	4-methylphenol	mg/kg	0.1		-	-	-	-	-	<0.1	<0.1
	Azobenzene	mg/kg	0.1		-	-	-	-	-	<0.1	<0.1
	Bis(2-chloroethoxy) methane	mg/kg	0.1		-	-	-	-	-	<0.1	<0.1
	Bis(2-chloroethyl)ether	mg/kg	0.1		-	-	-	-	-	<0.1	<0.1
	Bis(2-chloroisopropyl) ether	mg/kg	0.1		-	-	-	-	-	<0.1	<0.1
	Bis(2-ethylhexyl) phthalate	mg/kg	0.1		-	-	-	-	-	<0.1	<0.1
	Butyl benzyl phthalate	mg/kg	0.1		-	-	-	-	-	<0.1	<0.1
	Carbazole	mg/kg	0.1		-	-	-	-	-	<0.1	<0.1
	Dibenzofuran	mg/kg	0.1		-	-	-	-	-	<0.1	<0.1
	Diethylphthalate	mg/kg	0.1		-	-	-	-	-	<0.1	<0.1
	Dimethyl phthalate	mg/kg	0.1		-	-	-	-	-	<0.1	<0.1
	Di-n-butyl phthalate	mg/kg	0.1		-	-	-	-	-	<0.1	<0.1
	Di-n-octyl phthalate	mg/kg	0.1		-	-	-	-	-	<0.1	<0.1
	Hexachlorobenzene	mg/kg	0.05	16	-	-	-	-	-	<0.1	<0.1
	Hexachlorocyclopentadiene	mg/kg	0.1		-	-	-	-	-	<0.1	<0.1
	Hexachloroethane	mg/kg	0.1		-	-	-	-	-	<0.1	<0.1
	Isophorone	mg/kg	0.1		-	-	-	-	-	<0.1	<0.1
	Nitrobenzene	mg/kg	0.1		-	-	-	-	-	<0.1	<0.1
	N-nitrosodi-n-propylamine	mg/kg	0.1		-	-	-	-	-	<0.1	<0.1
	Pentachloronitrobenzene	mg/kg	0.05		-	-	-	-	-	-	-
	Pentachlorophenol	mg/kg	0.1	60	-	-	-	-	-	<0.1	<0.1
PCB	Heptachlorobiphenyl, 2,3,3,4,4,5,5- (PCB 189)	mg/kg	0.003		-	-	-	-	-	-	-
	Hexachlorobiphenyl, 2,3,3,4,4,5- (PCB 156)	mg/kg	0.003		-	-	-	-	-	-	-
	Hexachlorobiphenyl, 2,3,3,4,4,5- (PCB 157)	mg/kg	0.003		-	-	-	-	-	-	-
	Hexachlorobiphenyl, 2,3,4,4,5,5- (PCB 167)	mg/kg	0.003		-	-	-	-	-	-	-
	Hexachlorobiphenyl, 3,3,4,4,5,5- (PCB 169)	mg/kg	0.003		-	-	-	-	-	-	-
	PCB 101	mg/kg	0.003		-	-	-	-	-	-	-
	PCB 118	mg/kg	0.003		-	-	-	-	-	-	-
	PCB 138	mg/kg	0.003		-	-	-	-	-	-	-
	PCB 153	mg/kg	0.003		-	-	-	-	-	-	-
	PCB 180	mg/kg	0.003		-	-	-	-	-	-	-
	PCB 28	mg/kg	0.003		-	-	-	-	-	-	-
	PCB 52	mg/kg	0.003		-	-	-	-	-	-	-
	Pentachlorobiphenyl, 2,3,3,4,4- (PCB 105)	mg/kg	0.003		-	-	-	-	-	-	-
	Pentachlorobiphenyl, 2,3,4,4,5- (PCB 114)	mg/kg	0.003		-	-	-	-	-	-	-
	Pentachlorobiphenyl, 2,3,4,4,5- (PCB 123)	mg/kg	0.003		-	-	-	-	-	-	-
	Pentachlorobiphenyl, 3,3,4,4,5- (PCB 126)	mg/kg	0.003		-	-	-	-	-	-	-
	Tetrachlorobiphenyl, 3,3,4,4- (PCB 77)	mg/kg	0.003		-	-	-	-	-	-	-
	Tetrachlorobiphenyl, 3,4,4,5- (PCB 81)	mg/kg	0.003		-	-	-	-	-	-	-
	Total PCB 7 Congeners	mg/kg	0.021		-	-	-	-	-	-	-
	Total PCB WHO 12	mg/kg	0.036		-	-	-	-	-	-	-
Phenolics	Xylenols	mg/kg	0.015		<0.015	<0.015	<0.015	<0.015	<0.015	<0.015	<0.015
	Cresol Total	mg/kg	0.01		<0.01	<0.01	<0.01	<0.01	<0.01	<0.01	<0.01
	Phenol	mg/kg	0.01	(dir)760[#8]	<0.01	<0.01	<0.01	<0.01	<0.01	<0.01	<0.01
	Phenols Monohydric	mg/kg	0.035		<0.035	<0.035	<0.035	<0.035	<0.035	<0.035	<0.035
Organotins	Dibutyltin	mg/kg			-	-	-	-	-	-	-
	Monophenyltin	mg/kg			-	-	-	-	-	-	-
	Diphenyltin	mg/kg			-	-	-	-	-	-	-
	Monobutyltin	mg/kg			-	-	-	-	-	-	-
	Tetrabutyltin	mg/kg			-	-	-	-	-	-	-
	Tributyltin	mg/kg			-	-	-	-	-	-	-
	Triphenyltin	mg/kg			-	-	-	-	-	-	-
Pesticides	Heptachlor epoxide	mg/kg	0.05		-	-	-	-	-	-	-
	Tecnazene	mg/kg	0.05		-	-	-	-	-	-	-
	2,4,5-TP (Silvex)	mg/kg			-	-	-	-	-	-	-
	Hedonal	mg/kg			-	-	-	-	-	-	-

				Location Code	TP03001	TP03001	TP03002A	TP03002A	TP03002A	TP03002A	TP03002A
				Sample Depth Range	0.4-0.5	0.85-0.9	0.05-0.1	0.35-0.4	1.6-1.7	2.5-2.6	3.4-3.5
				Sampled Date Time	31/10/2019	31/10/2019	01/11/2019	01/11/2019	01/11/2019	01/11/2019	01/11/2019
				LQM S4UL Public Open Space (POS) Residential - 1% SOM (GAC)							
Chem_Group	**ChemName**	**output unit**	**EQL**								
	2,4-DDT	mg/kg	0.05		-	-	-	-	-	-	-
	2,4-Dichlorprop	mg/kg			-	-	-	-	-	-	-
	4-(2,4-Dichlorophenoxy)butyric Acid (2,4-DB)	mg/kg			-	-	-	-	-	-	-
	4,4-DDE	mg/kg	0.05		-	-	-	-	-	-	-
	a-BHC	mg/kg	0.05	24	-	-	-	-	-	-	-
	Aldrin	mg/kg	0.05	18	-	-	-	-	-	-	-
	Atrazine	mg/kg	0.05	1200	-	-	-	-	-	-	-
	Azinophos methyl	mg/kg	0.05		-	-	-	-	-	-	-
	b-BHC	mg/kg	0.05	8.1	-	-	-	-	-	-	-
	Bentazone	mg/kg			-	-	-	-	-	-	-
	Chlordane (cis)	mg/kg	0.05		-	-	-	-	-	-	-
	Chlordane (trans)	mg/kg	0.05		-	-	-	-	-	-	-
	Chlorfenvinphos	mg/kg	0.05		-	-	-	-	-	-	-
	Chlorotoluron	mg/kg			-	-	-	-	-	-	-
	Chlorpyrifos-methyl	mg/kg	0.05		-	-	-	-	-	-	-
	Cyanazine	mg/kg			-	-	-	-	-	-	-
	d-BHC	mg/kg	0.05		-	-	-	-	-	-	-
	DDD	mg/kg	0.05		-	-	-	-	-	-	-
	DDT	mg/kg	0.05		-	-	-	-	-	-	-
	Chlorothalonil	mg/kg	0.05		-	-	-	-	-	-	-
	Diazinon	mg/kg	0.05		-	-	-	-	-	-	-
	Dichlorvos	mg/kg	0.05	16	-	-	-	-	-	-	-
	Dieldrin	mg/kg	0.05	18	-	-	-	-	-	-	-
	Dimethoate	mg/kg	0.05		-	-	-	-	-	-	-
	Disulfoton	mg/kg	0.05		-	-	-	-	-	-	-
	Diuron	mg/kg			-	-	-	-	-	-	-
	Endosulfan I	mg/kg	0.05	1200	-	-	-	-	-	-	-
	Endosulfan II	mg/kg	0.05		-	-	-	-	-	-	-
	Endosulfan sulphate	mg/kg	0.05		-	-	-	-	-	-	-
	Endrin	mg/kg	0.05		-	-	-	-	-	-	-
	Fenitrothion	mg/kg	0.05		-	-	-	-	-	-	-
	Fenthion	mg/kg	0.05		-	-	-	-	-	-	-
	Fluroxypyr	mg/kg			-	-	-	-	-	-	-
	g-BHC (Lindane)	mg/kg	0.05	8.2	-	-	-	-	-	-	-
	Heptachlor	mg/kg	0.05		-	-	-	-	-	-	-
	Isodrin	mg/kg	0.05		-	-	-	-	-	-	-
	Isoproturon	mg/kg			-	-	-	-	-	-	-
	Linuron	mg/kg			-	-	-	-	-	-	-
	Malathion	mg/kg	0.05		-	-	-	-	-	-	-
	2-Methyl-4-chlorophenoxyacetic acid	mg/kg			-	-	-	-	-	-	-
	2-Methyl-4-Chlorophenoxy Butanoic Acid	mg/kg			-	-	-	-	-	-	-
	Mecoprop	mg/kg			-	-	-	-	-	-	-
	Methoxychlor	mg/kg	0.05		-	-	-	-	-	-	-
	Methyl parathion	mg/kg	0.05		-	-	-	-	-	-	-
	Mevinphos (Phosdrin)	mg/kg	0.05		-	-	-	-	-	-	-
	Nitroguanidine	mg/kg			-	-	-	-	-	-	-
	o,p-DDD	mg/kg	0.05		-	-	-	-	-	-	-
	o,p'-DDE	mg/kg	0.05		-	-	-	-	-	-	-
	o,p-Methoxychlor	mg/kg	0.05		-	-	-	-	-	-	-
	Parathion	mg/kg	0.05		-	-	-	-	-	-	-
	Pendimethalin	mg/kg	0.05		-	-	-	-	-	-	-
	Permethrin	mg/kg	0.05		-	-	-	-	-	-	-

				Location Code	TP03001	TP03001	TP03002A	TP03002A	TP03002A	TP03002A	TP03002A
				Sample Depth Range	0.4-0.5	0.85-0.9	0.05-0.1	0.35-0.4	1.6-1.7	2.5-2.6	3.4-3.5
				Sampled Date Time	31/10/2019	31/10/2019	01/11/2019	01/11/2019	01/11/2019	01/11/2019	01/11/2019
			LQM S4UL Public Open Space (POS) Residential - 1% SOM (GAC)								
Chem Group	**ChemName**	**output unit**	**EQL**								
	Permethrin II	mg/kg	0.05		-	-	-	-	-	-	-
	Phorate	mg/kg	0.05		-	-	-	-	-	-	-
	Prometryn	mg/kg	0.05		-	-	-	-	-	-	-
	Pronamide	mg/kg	0.05		-	-	-	-	-	-	-
	Propazine	mg/kg	0.05		-	-	-	-	-	-	-
	Simazine	mg/kg	0.05		-	-	-	-	-	-	-
	Terbutryn	mg/kg	0.05		-	-	-	-	-	-	-
	Terbutylazine	mg/kg	0.05		-	-	-	-	-	-	-
	Triadimefon	mg/kg	0.05		-	-	-	-	-	-	-
	Triallate	mg/kg	0.05		-	-	-	-	-	-	-
	Tricloovr	mg/kg			-	-	-	-	-	-	-
	Trifluralin	mg/kg	0.05		-	-	-	-	-	-	-
	Telodrin	mg/kg	0.05		-	-	-	-	-	-	-
Radionuclides	Caesium-137	Bq/kg	1.4		-	-	-	-	-	-	-
	Protactinium-234m	Bq/kg	140		-	-	-	-	-	-	-
	Americium-241	Bq/g	0.0022		-	-	-	-	-	-	-
	Beryllium-7	Bq/g	0.016		-	-	-	-	-	-	-
	Cobalt-60	Bq/g	0.0015		-	-	-	-	-	-	-
	Gross alpha	Bq/kg	54		-	-	-	-	-	-	-
	Gross beta	Bq/kg	87		-	-	-	-	-	-	-
	Lead-210	Bq/kg	22		-	-	-	-	-	-	-
	Potassium-40	Bq/kg	2		-	-	-	-	-	-	-
	Radium -224	Bq/g	0.022		-	-	-	-	-	-	-
	Radium-226	Bq/g	0.0005		-	-	-	-	-	-	-
	Thorium-228	Bq/g	0.0005		-	-	-	-	-	-	-
	Thorium-230	Bq/g	0.0005		-	-	-	-	-	-	-
	Thorium-232	Bq/g	0.0005		-	-	-	-	-	-	-
	Thorium-234	Bq/g	0.025		-	-	-	-	-	-	-
	Uranium-234	Bq/g	0.0005		-	-	-	-	-	-	-
	Uranium-235	Bq/g	0.0005		-	-	-	-	-	-	-
SVOC TIC	SVOC TICS - Detect	Detect			-	-	-	-	-	0	0
	SVOC Tentatively Identified Compounds	mg/kg	0.1		-	-	-	-	-	<1	<1
VOC TIC	VOC Tentatively Identified Compounds	mg/kg	0.05		-	-	-	-	-	-	-
Explosives	2,2,4,4,6,6-Hexanitrostilbene	mg/kg			-	-	-	-	-	-	-
	2,4,6-Trinitrotoluene (TNT)	mg/kg		130	-	-	-	-	-	-	-
	2,4,6-trinitrophenyl	mg/kg			-	-	-	-	-	-	-
	HMX	mg/kg		13000	-	-	-	-	-	-	-
	Ethylene glycol dinitrate	mg/kg			-	-	-	-	-	-	-
	Nitrocellulose (12% N)	mg/kg			-	-	-	-	-	-	-
	Nitroglycerine	mg/kg			-	-	-	-	-	-	-
	PETN	mg/kg			-	-	-	-	-	-	-
	RDX	mg/kg		26000	-	-	-	-	-	-	-
	Tetryl	mg/kg			-	-	-	-	-	-	-
NA	Actinium-228	Bq/kg	2		-	-	-	-	-	-	-
	Caesium-134	Bq/kg	1.7		-	-	-	-	-	-	-
	Bismuth-212	Bq/kg	19		-	-	-	-	-	-	-
	Bismuth-214	Bq/kg	2		-	-	-	-	-	-	-
	Lead-212	Bq/kg	2		-	-	-	-	-	-	-
	Lead-214	Bq/kg	2		-	-	-	-	-	-	-
	Thallium-208	Bq/kg	2		-	-	-	-	-	-	-
Other	Temperature	°C			19.2	19.3	18.8	16.9	19.4	11.5	17.5
	Conductivity @ 20oC	uS/cm	14		205 - 207	183 - 192	229 - 231	249 - 274	193 - 197	190 - 195	145 - 160
	Organic Matter	%	0.35		-	-	-	-	-	-	-
	Moisture Content (dried @35oC)	%			18	16	12	14	14	7.5	21
	pH (Lab)	pH Units	1		8.33 - 8.54	8.18 - 8.64	8.33 - 8.56	8.25 - 8.84	8.33 - 8.56	8.41 - 8.83	8.22 - 8.84
	Total Organic Carbon	%	0.2		0.457	<0.2	1.52	0.669	0.443	<0.2	<0.2

Environmental Standards Comments
#1:GAC is only presented as speciated chromium. 7.7mg/kg is used for hexavalent. If hexavalent chromium (CrVI) data is available, a value of 1,500mg/kg may be appropriate for the remaining trivalent chromium (CrIII).
#2:C4SL for lead adopted
#3:GAC only presented as speciated mercury. 16mg/kg is used for elemental mercury. If the CSM indicates that elemental mercury is not a CoC and mercury is present in an inorganic form, a value of 120mg/kg for inorganic mercury may be appropriate
#4:Updated S4UL for nickel
#5:S4UL exceeds solubility saturation limit
#6:Criteria derived for Ali>C16-C35 split between Ali>C16-21 & Ali>C21-35. Requires summation of fractions to use Ali>C16-C35 criteria.
#7:Criteria presented is for p-xylene. A separate value is presented for o-xylene.
#8:S4UL based on a threshold protective of direct skin contact with phenol

Key

<0.6	Result MDL exceeds GAC
27.8	Result exceeds GAC

Notes
Where a range is given a determinand has been analysed for by more than one method

				Location_Code	TP03002	TP03003	TP03003	TP03003	TP03004	TP03004	TP03004
				Sample_Depth_Range	0.1-0.3	0.05-0.1	0.35-0.4	0.95-1	0.05-0.1	0.35-0.4	0.65-0.7
				Sampled_Date_Time	12/09/2019	10/10/2019	10/10/2019	10/10/2019	29/10/2019	29/10/2019	29/10/2019
				LQM S4UL Public Open Space (POS) Residential - 1% SOM (GAC)							
Chem_Group	**ChemName**	**output unit**	**EQL**								
Metals	Antimony	mg/kg	0.6		-	-	-	-	-	-	-
	Arsenic	mg/kg	0.6	79	10.3	12.1	7.97	2.85	9.71	6.4	2.26
	Barium	mg/kg	0.6	-	-	-	-	-	-	-	-
	Beryllium	mg/kg	0.01	2.2	-	-	-	-	-	-	-
	Boron	mg/kg	1	21000	1.06	1.38	<1	<1	1.11	<1	<1
	Cadmium	mg/kg	0.02	120	0.706	0.464	0.307	0.327	0.513	0.492	0.307
	Chromium (hexavalent)	mg/kg	0.6	7.7	<0.6	<0.6	<0.6	<0.6	<0.6	<0.6	<0.6
	Chromium	mg/kg	0.9	[#1]	101	22.5	17	4.96	14.2	14.1	5.73
	Copper	mg/kg	1.4	12000	26.8	20	8.25	2.73	10.9	7.31	2.1
	Lead	mg/kg	0.7	630[#2]	69	51.1	14.1	1.79	24.6	10	2.03
	Mercury	mg/kg	0.14	[#3]	1.62	<0.14	<0.14	<0.14	<0.14	<0.14	<0.14
	Molybdenum	mg/kg	0.1		-	-	-	-	-	-	-
	Nickel	mg/kg	0.2	230[#4]	19	19.1	18.8	8.74	13.6	15	6.25
	Selenium	mg/kg	1	1100	<1	<1	<1	<1	<1	<1	<1
	Vanadium	mg/kg	0.2	2000	-	-	-	-	-	-	-
	Zinc	mg/kg	1.9	81000	115	74.4	46.2	17.6	46.5	42.5	16.9
Asbestos	Anthophyllite	Detect			0	0	0	0	0	0	0
	Asbestos Analysts Comments	-			-	-	-	-	-	-	-
	Asbestos PCOM Quantification	%	0.001		-	-	-	-	-	-	-
	Asbestos Quantification Total	%	0.001		-	-	-	-	-	-	-
	Asbestos: Actinolite	Detect			0	0	0	0	0	0	0
	Additional Asbestos Components (Using TM048)	Comment			-	-	-	-	-	-	-
	Crocidolite Asbestos	Detect			0	0	0	0	0	0	0
	Asbestos Gravimetric Quantification	%	0.001		-	-	-	-	-	-	-
	Chrysotile Asbestos	Detect			0	0	0	0	0	0	0
	Amosite Asbestos	Detect			0	0	0	0	0	0	0
	Non-Asbestos Fibre	Detect			0	0	0	0	1	0	1
	Tremolite	Detect			0	0	0	0	0	0	0
Inorganics	Alkalinity (total) as CaCO3	mg/kg	10		-	-	-	-	-	-	-
	Ammoniacal Nitrogen as N	mg/kg	12		-	-	-	-	-	-	-
	Cyanide (Free)	mg/kg	1		<1	<1	<1	<1	<1	<1	<1
	Cyanide Total	mg/kg	1		<1	<1	<1	<1	<1	<1	<1
	cyanides-complex	mg/kg	1		<1	<1	<1	<1	<1	<1	<1
	Nitrite (as N)	mg/kg	0.03		-	-	-	-	-	-	-
	Sulphate	mg/kg	200		-	-	-	-	-	-	-
PAH	Naphthalene	mg/kg	0.009	4900	0.018	<0.009	<0.009	<0.009	0.0159	<0.009	<0.009
	Acenaphthene	mg/kg	0.008	15000	0.0145	<0.008	<0.008	<0.008	<0.008	<0.008	<0.008
	Acenaphthylene	mg/kg	0.012	15000	0.0871	0.0257	<0.012	<0.012	<0.012	<0.012	<0.012
	Fluoranthene	mg/kg	0.017	3100	0.898	0.431	<0.017	<0.017	0.13	<0.017	<0.017
	Anthracene	mg/kg	0.016	74000	0.0487	0.0252	<0.016	<0.016	<0.016	<0.016	<0.016
	Phenanthrene	mg/kg	0.015	3100	0.277	0.16	<0.015	<0.015	0.0429	<0.015	<0.015
	Fluorene	mg/kg	0.01	9900	0.0141	<0.01	<0.01	<0.01	<0.01	<0.01	<0.01
	Chrysene	mg/kg	0.01	57	0.382	0.202	0.0112	<0.01	0.0554	<0.01	<0.01
	Pyrene	mg/kg	0.015	7400	0.769	0.377	<0.015	<0.015	0.115	<0.015	<0.015
	Benzo(a)anthracene	mg/kg	0.014	29	0.341	0.205	<0.014	<0.014	0.0534	<0.014	<0.014
	Benzo(b)fluoranthene	mg/kg	0.015	7.1	0.546	0.349	0.023	<0.015	0.0962	<0.015	<0.015
	Benzo(k)fluoranthene	mg/kg	0.014	190	0.237	0.127	<0.014	<0.014	0.0304	<0.014	<0.014
	Benzo(a)pyrene	mg/kg	0.015	5.7	0.518	0.237	0.0197	<0.015	0.0626	<0.015	<0.015
	Dibenz(a,h)anthracene	mg/kg	0.023	0.57	0.0615	<0.023	0.0329	<0.023	<0.023	<0.023	<0.023
	Benzo(g,h,i)perylene	mg/kg	0.024	640	0.478	0.198	0.0333	<0.024	0.0565	<0.024	<0.024
	Indeno(1,2,3-c,d)pyrene	mg/kg	0.018	82	0.497	0.185	0.0384	<0.018	0.0587	<0.018	<0.018
	PAH 16 Total	mg/kg	0.118		5.19	2.52	0.159	<0.118	0.717	<0.118	<0.118
TPH CWG	>C5-C6 Aliphatics	mg/kg	0.01	(sol)570000[#5]	-	-	-	-	-	-	-
	>C6-C8 Aliphatics	mg/kg	0.01	600000	-	-	-	-	-	-	-
	>C10-C44 Aliphatics	mg/kg	5		-	-	-	-	-	-	-
	>C10-C44 Aliphatics/Aromatics	mg/kg	10		-	-	-	-	-	-	-
	>C8-C10 Aliphatics	mg/kg	0.01	13000	-	-	-	-	-	-	-
	>C10-C12 Aliphatics	mg/kg	0.01	13000	-	-	-	-	-	-	-
	>C12-C16 Aliphatics	mg/kg	0.1	13000	-	-	-	-	-	-	-
	>C16-C21 Aliphatics	mg/kg	0.1	125000[#6]	-	-	-	-	-	-	-
	>C21-C35 Aliphatics	mg/kg	0.1	125000[#6]	-	-	-	-	-	-	-
	>C35-C44 Aliphatics	mg/kg	0.1	250000	-	-	-	-	-	-	-
	>C5-C10 Aliphatics	mg/kg	0.05		-	-	-	-	-	-	-
	Total Aliphatics >C12-C44	mg/kg	0.1		-	-	-	-	-	-	-
	>EC5-EC10 Aromatics	mg/kg	0.05		-	-	-	-	-	-	-
	>EC6-EC7 Aromatics	mg/kg	0.01		-	-	-	-	-	-	-
	>EC7-EC8 Aromatics	mg/kg	0.01	56000	-	-	-	-	-	-	-
	>EC8-EC10 Aromatics	mg/kg	0.01	5000	-	-	-	-	-	-	-
	>EC10-EC12 Aromatics	mg/kg	0.01	5000	-	-	-	-	-	-	-
	>EC10-EC44 Aromatics	mg/kg	5		-	-	-	-	-	-	-
	>EC12-EC16 Aromatics	mg/kg	0.1	5100	-	-	-	-	-	-	-
	>EC16-EC21 Aromatics	mg/kg	0.1	3800	-	-	-	-	-	-	-
	>EC21-EC35 Aromatics	mg/kg	0.1	3800	-	-	-	-	-	-	-
	>EC35-EC44 Aromatics	mg/kg	0.1	3800	-	-	-	-	-	-	-
	>EC40-EC44 Aromatics	mg/kg	0.1		-	-	-	-	-	-	-
	>EC12-EC44 Aromatics	mg/kg	0.1		-	-	-	-	-	-	-
	TPH Aliphatics & Aromatics >C5-44	mg/kg	0.1		-	-	-	-	-	-	-
TPH	>C5-C8	mg/kg	0.02		<0.02	<0.02	<0.02	<0.02	<0.02	<0.02	<0.02

				Location Code	TP03002	TP03003	TP03003	TP03003	TP03004	TP03004	TP03004
				Sample Depth Range	0.1-0.3	0.05-0.1	0.35-0.4	0.95-1	0.05-0.1	0.35-0.4	0.65-0.7
				Sampled Date Time	12/09/2019	10/10/2019	10/10/2019	10/10/2019	29/10/2019	29/10/2019	29/10/2019
				LQM S4UL Public Open Space (POS) Residential - 1% SOM (GAC)							
Chem_Group	**ChemName**	**output unit**	**EQL**								
	>C6-C7	mg/kg	0.02		<0.02	<0.02	<0.02	<0.02	<0.02	<0.02	<0.02
	>C7-C8	mg/kg	0.02		<0.02	<0.02	<0.02	<0.02	<0.02	<0.02	<0.02
	>C8-C10	mg/kg	0.02		<0.02	<0.02	<0.02	<0.02	<0.02	<0.02	<0.02
	>C10-C12	mg/kg	0.02		<0.02	<0.02	<0.02	<0.02	<0.02	<0.02	<0.02
	>C12-C16	mg/kg	35		<35	<35	<35	<35	<35	<35	<35
	>C16-C21	mg/kg	35		<35	<35	<35	<35	<35	<35	<35
	>C21-C28	mg/kg	35		<35	<35	<35	<35	<35	<35	<35
	>C28-C35	mg/kg	35		<35	<35	<35	<35	<35	<35	<35
	>C35-C40	mg/kg	35		<35	<35	<35	<35	<35	<35	<35
	GRO >C5-10	mg/kg	0.02		-	-	-	-	-	-	-
	TPH >C6-C40	mg/kg	10		-	-	-	-	-	-	-
	EPH>C5-40	mg/kg	35		72.4	52.3	<35	<35	<35	<35	<35
	EPH >C10-40	mg/kg	35		72.4	52.3	<35	<35	<35	<35	<35
	GRO >C5-12	mg/kg	0.1		<0.1	<0.1	<0.1	<0.1	<0.1	<0.1	<0.1
	Total Petroleum Hydrocarbons	mg/kg	35		-	-	-	-	-	-	-
BTEX and MTBE	Benzene	mg/kg	0.009	72	<0.009	<0.009	<0.009	<0.009	<0.009	<0.009	<0.009
	Toluene	mg/kg	0.007	56000	<0.007	<0.007	<0.007	<0.007	<0.007	<0.007	<0.007
	Ethylbenzene	mg/kg	0.004	24000	<0.004	<0.004	<0.004	<0.004	<0.004	<0.004	<0.004
	Xylene (m & p)	mg/kg	0.01	41000[#7]	<0.01	<0.01	<0.01	<0.01	<0.01	<0.01	<0.01
	Xylene (o)	mg/kg	0.01	41000	<0.01	<0.01	<0.01	<0.01	<0.01	<0.01	<0.01
	Xylene Total	mg/kg	0.02		-	-	-	-	-	-	-
	MTBE	mg/kg	0.01		<0.01	<0.01	<0.01	<0.01	<0.01	<0.01	<0.01
	Total BTEX	mg/kg	0.04		<0.04	<0.04	<0.04	<0.04	<0.04	<0.04	<0.04
VOC	Styrene	mg/kg	0.01		-	-	-	-	-	-	-
	cis-1,3-dichloropropene	mg/kg	0.01		-	-	-	-	-	-	-
	trans-1,3-dichloropropene	mg/kg	0.01		-	-	-	-	-	-	-
	1,1,1,2-tetrachloroethane	mg/kg	0.01	1400	-	-	-	-	-	-	-
	1,1,1-trichloroethane	mg/kg	0.007	140000	-	-	-	-	-	-	-
	1,1,2,2-tetrachloroethane	mg/kg	0.01	1400	-	-	-	-	-	-	-
	1,1,2-trichloroethane	mg/kg	0.01		-	-	-	-	-	-	-
	1,1-dichloroethane	mg/kg	0.008		-	-	-	-	-	-	-
	1,1-dichloroethene	mg/kg	0.01		-	-	-	-	-	-	-
	1,1-dichloropropene	mg/kg	0.01		-	-	-	-	-	-	-
	1,2,3-trichloropropane	mg/kg	0.016		-	-	-	-	-	-	-
	1,2,4-trimethylbenzene	mg/kg	0.009		-	-	-	-	-	-	-
	1,2-dibromo-3-chloropropane	mg/kg	0.014		-	-	-	-	-	-	-
	1,2-dibromoethane	mg/kg	0.01		-	-	-	-	-	-	-
	1,2-dichloroethane	mg/kg	0.005	29	-	-	-	-	-	-	-
	1,2-dichloropropane	mg/kg	0.01		-	-	-	-	-	-	-
	1,3,5-trimethylbenzene	mg/kg	0.008		-	-	-	-	-	-	-
	1,3-dichloropropane	mg/kg	0.007		-	-	-	-	-	-	-
	2,2-dichloropropane	mg/kg	0.01		-	-	-	-	-	-	-
	2-chlorotoluene	mg/kg	0.009		-	-	-	-	-	-	-
	4-chlorotoluene	mg/kg	0.01		-	-	-	-	-	-	-
	Bromobenzene	mg/kg	0.01		-	-	-	-	-	-	-
	Bromochloromethane	mg/kg	0.01		-	-	-	-	-	-	-
	Bromodichloromethane	mg/kg	0.007		-	-	-	-	-	-	-
	Bromoform	mg/kg	0.01		-	-	-	-	-	-	-
	Bromomethane	mg/kg	0.01		-	-	-	-	-	-	-
	Carbon disulfide	mg/kg	0.007	11000	-	-	-	-	-	-	-
	Carbon tetrachloride	mg/kg	0.01	890	-	-	-	-	-	-	-
	Chlorodibromomethane	mg/kg	0.01		-	-	-	-	-	-	-
	Chloroethane	mg/kg	0.01		-	-	-	-	-	-	-
	Chloroform	mg/kg	0.008	2500	-	-	-	-	-	-	-
	Chloromethane	mg/kg	0.007		-	-	-	-	-	-	-
	cis-1,2-dichloroethene	mg/kg	0.006		-	-	-	-	-	-	-
	Dibromomethane	mg/kg	0.009		-	-	-	-	-	-	-
	Dichlorodifluoromethane	mg/kg	0.006		-	-	-	-	-	-	-
	Dichloromethane	mg/kg	0.01		-	-	-	-	-	-	-
	Isopropylbenzene	mg/kg	0.005		-	-	-	-	-	-	-
	n-butylbenzene	mg/kg	0.011		-	-	-	-	-	-	-
	n-propylbenzene	mg/kg	0.01		-	-	-	-	-	-	-
	p-isopropyltoluene	mg/kg	0.01		-	-	-	-	-	-	-
	sec-butylbenzene	mg/kg	0.01		-	-	-	-	-	-	-
	Trichloroethene	mg/kg	0.009	120	-	-	-	-	-	-	-
	tert-butylbenzene	mg/kg	0.014		-	-	-	-	-	-	-
	Tetrachloroethene	mg/kg	0.005	1400	-	-	-	-	-	-	-
	trans-1,2-dichloroethene	mg/kg	0.01		-	-	-	-	-	-	-
	Trichlorofluoromethane	mg/kg	0.006		-	-	-	-	-	-	-
	Vinyl chloride	mg/kg	0.006	3.5	-	-	-	-	-	-	-
	tert-Amyl methyl ether	mg/kg	0.01		-	-	-	-	-	-	-
VOC/SVOC	1,2,3-trichlorobenzene	mg/kg	0.02	1800	-	-	-	-	-	-	-
	1,2,4-trichlorobenzene	mg/kg	0.02	15000	-	-	-	-	-	-	-
	1,2-dichlorobenzene	mg/kg	0.01	90000	-	-	-	-	-	-	-
	1,3,5-Trichlorobenzene	mg/kg	0.02	1700	-	-	-	-	-	-	-
	1,3-dichlorobenzene	mg/kg	0.008	300	-	-	-	-	-	-	-
	1,4-dichlorobenzene	mg/kg	0.005	17000	-	-	-	-	-	-	-

				Location Code	TP03002	TP03003	TP03003	TP03003	TP03004	TP03004	TP03004
				Sample Depth Range	0.1-0.3	0.05-0.1	0.35-0.4	0.95-1	0.05-0.1	0.35-0.4	0.65-0.7
				Sampled Date Time	12/09/2019	10/10/2019	10/10/2019	10/10/2019	29/10/2019	29/10/2019	29/10/2019
				LQM S4UL Public Open Space (POS) Residential - 1% SOM (GAC)							
Chem_Group	**ChemName**	**output unit**	**EQL**								
	Chlorobenzene	mg/kg	0.005	11000	-	-	-	-	-	-	-
	Hexachlorobutadiene	mg/kg	0.02	25	-	-	-	-	-	-	-
SVOC	4-bromophenyl phenyl ether	mg/kg	0.1		-	-	-	-	-	-	-
	4-nitroaniline	mg/kg	0.1		-	-	-	-	-	-	-
	4-nitrophenol	mg/kg	0.1		-	-	-	-	-	-	-
	2,4,5-trichlorophenol	mg/kg	0.1		-	-	-	-	-	-	-
	2,4,6-trichlorophenol	mg/kg	0.1		-	-	-	-	-	-	-
	2,4-dichlorophenol	mg/kg	0.1		-	-	-	-	-	-	-
	2,4-dimethylphenol	mg/kg	0.1		-	-	-	-	-	-	-
	2,4-dinitrotoluene	mg/kg	0.1		-	-	-	-	-	-	-
	2,6-dinitrotoluene	mg/kg	0.1		-	-	-	-	-	-	-
	2-chloronaphthalene	mg/kg	0.1		-	-	-	-	-	-	-
	2-chlorophenol	mg/kg	0.1		-	-	-	-	-	-	-
	2-methylnaphthalene	mg/kg	0.1		-	-	-	-	-	-	-
	2-methylphenol	mg/kg	0.1		-	-	-	-	-	-	-
	2-nitroaniline	mg/kg	0.1		-	-	-	-	-	-	-
	2-nitrophenol	mg/kg	0.1		-	-	-	-	-	-	-
	3-nitroaniline	mg/kg	0.1		-	-	-	-	-	-	-
	4-chloro-3-methylphenol	mg/kg	0.1		-	-	-	-	-	-	-
	4-chloroaniline	mg/kg	0.1		-	-	-	-	-	-	-
	4-chlorophenyl phenyl ether	mg/kg	0.1		-	-	-	-	-	-	-
	4-methylphenol	mg/kg	0.1		-	-	-	-	-	-	-
	Azobenzene	mg/kg	0.1		-	-	-	-	-	-	-
	Bis(2-chloroethoxy) methane	mg/kg	0.1		-	-	-	-	-	-	-
	Bis(2-chloroethyl)ether	mg/kg	0.1		-	-	-	-	-	-	-
	Bis(2-chloroisopropyl) ether	mg/kg	0.1		-	-	-	-	-	-	-
	Bis(2-ethylhexyl) phthalate	mg/kg	0.1		-	-	-	-	-	-	-
	Butyl benzyl phthalate	mg/kg	0.1		-	-	-	-	-	-	-
	Carbazole	mg/kg	0.1		-	-	-	-	-	-	-
	Dibenzofuran	mg/kg	0.1		-	-	-	-	-	-	-
	Diethylphthalate	mg/kg	0.1		-	-	-	-	-	-	-
	Dimethyl phthalate	mg/kg	0.1		-	-	-	-	-	-	-
	Di-n-butyl phthalate	mg/kg	0.1		-	-	-	-	-	-	-
	Di-n-octyl phthalate	mg/kg	0.1		-	-	-	-	-	-	-
	Hexachlorobenzene	mg/kg	0.05	16	-	-	-	-	-	-	-
	Hexachlorocyclopentadiene	mg/kg	0.1		-	-	-	-	-	-	-
	Hexachloroethane	mg/kg	0.1		-	-	-	-	-	-	-
	Isophorone	mg/kg	0.1		-	-	-	-	-	-	-
	Nitrobenzene	mg/kg	0.1		-	-	-	-	-	-	-
	N-nitrosodi-n-propylamine	mg/kg	0.1		-	-	-	-	-	-	-
	Pentachloronitrobenzene	mg/kg	0.05		-	-	-	-	-	-	-
	Pentachlorophenol	mg/kg	0.1	60	-	-	-	-	-	-	-
PCB	Heptachlorobiphenyl, 2,3,3,4,4,5,5- (PCB 189)	mg/kg	0.003		-	-	-	-	-	-	-
	Hexachlorobiphenyl, 2,3,3,4,4,5- (PCB 156)	mg/kg	0.003		-	-	-	-	-	-	-
	Hexachlorobiphenyl, 2,3,3,4,4,5- (PCB 157)	mg/kg	0.003		-	-	-	-	-	-	-
	Hexachlorobiphenyl, 2,3,4,4,5,5- (PCB 167)	mg/kg	0.003		-	-	-	-	-	-	-
	Hexachlorobiphenyl, 3,3,4,4,5,5- (PCB 169)	mg/kg	0.003		-	-	-	-	-	-	-
	PCB 101	mg/kg	0.003		-	-	-	-	-	-	-
	PCB 118	mg/kg	0.003		-	-	-	-	-	-	-
	PCB 138	mg/kg	0.003		-	-	-	-	-	-	-
	PCB 153	mg/kg	0.003		-	-	-	-	-	-	-
	PCB 180	mg/kg	0.003		-	-	-	-	-	-	-
	PCB 28	mg/kg	0.003		-	-	-	-	-	-	-
	PCB 52	mg/kg	0.003		-	-	-	-	-	-	-
	Pentachlorobiphenyl, 2,3,3,4,4- (PCB 105)	mg/kg	0.003		-	-	-	-	-	-	-
	Pentachlorobiphenyl, 2,3,4,4,5- (PCB 114)	mg/kg	0.003		-	-	-	-	-	-	-
	Pentachlorobiphenyl, 2,3,4,4,5- (PCB 123)	mg/kg	0.003		-	-	-	-	-	-	-
	Pentachlorobiphenyl, 3,3,4,4,5- (PCB 126)	mg/kg	0.003		-	-	-	-	-	-	-
	Tetrachlorobiphenyl, 3,3,4,4- (PCB 77)	mg/kg	0.003		-	-	-	-	-	-	-
	Tetrachlorobiphenyl, 3,4,4,5- (PCB 81)	mg/kg	0.003		-	-	-	-	-	-	-
	Total PCB 7 Congeners	mg/kg	0.021		-	-	-	-	-	-	-
	Total PCB WHO 12	mg/kg	0.036		-	-	-	-	-	-	-
Phenolics	Xylenols	mg/kg	0.015		<0.015	<0.015	<0.015	<0.015	<0.015	<0.015	<0.015
	Cresol Total	mg/kg	0.01		<0.01	<0.01	<0.01	<0.01	<0.01	<0.01	<0.01
	Phenol	mg/kg	0.01	(dir)760[#8]	<0.01	<0.01	<0.01	<0.01	<0.01	<0.01	<0.01
	Phenols Monohydric	mg/kg	0.035		<0.035	<0.035	<0.035	<0.035	<0.035	<0.035	<0.035
Organotins	Dibutyltin	mg/kg			-	-	-	-	-	-	-
	Monophenyltin	mg/kg			-	-	-	-	-	-	-
	Diphenyltin	mg/kg			-	-	-	-	-	-	-
	Monobutyltin	mg/kg			-	-	-	-	-	-	-
	Tetrabutyltin	mg/kg			-	-	-	-	-	-	-
	Tributyltin	mg/kg			-	-	-	-	-	-	-
	Triphenyltin	mg/kg			-	-	-	-	-	-	-
Pesticides	Heptachlor epoxide	mg/kg	0.05		-	-	-	-	-	-	-
	Tecnazene	mg/kg	0.05		-	-	-	-	-	-	-
	2,4,5-TP (Silvex)	mg/kg			-	-	-	-	-	-	-
	Hedonal	mg/kg			-	-	-	-	-	-	-

				Location Code	TP03002	TP03003	TP03003	TP03003	TP03004	TP03004	TP03004
				Sample Depth Range	0.1-0.3	0.05-0.1	0.35-0.4	0.95-1	0.05-0.1	0.35-0.4	0.65-0.7
				Sampled Date Time	12/09/2019	10/10/2019	10/10/2019	10/10/2019	29/10/2019	29/10/2019	29/10/2019
				LQM S4UL Public Open Space (POS) Residential - 1% SOM (GAC)							
Chem_Group	**ChemName**	**output unit**	**EQL**								
	2,4-DDT	mg/kg	0.05		-	-	-	-	-	-	-
	2,4-Dichlorprop	mg/kg			-	-	-	-	-	-	-
	4-(2,4-Dichlorophenoxy)butyric Acid (2,4-DB)	mg/kg			-	-	-	-	-	-	-
	4,4-DDE	mg/kg	0.05		-	-	-	-	-	-	-
	a-BHC	mg/kg	0.05	24	-	-	-	-	-	-	-
	Aldrin	mg/kg	0.05	18	-	-	-	-	-	-	-
	Atrazine	mg/kg	0.05	1200	-	-	-	-	-	-	-
	Azinophos methyl	mg/kg	0.05		-	-	-	-	-	-	-
	b-BHC	mg/kg	0.05	8.1	-	-	-	-	-	-	-
	Bentazone	mg/kg			-	-	-	-	-	-	-
	Chlordane (cis)	mg/kg	0.05		-	-	-	-	-	-	-
	Chlordane (trans)	mg/kg	0.05		-	-	-	-	-	-	-
	Chlorfenvinphos	mg/kg	0.05		-	-	-	-	-	-	-
	Chlorotoluron	mg/kg			-	-	-	-	-	-	-
	Chlorpyrifos-methyl	mg/kg	0.05		-	-	-	-	-	-	-
	Cyanazine	mg/kg			-	-	-	-	-	-	-
	d-BHC	mg/kg	0.05		-	-	-	-	-	-	-
	DDD	mg/kg	0.05		-	-	-	-	-	-	-
	DDT	mg/kg	0.05		-	-	-	-	-	-	-
	Chlorothalonil	mg/kg	0.05		-	-	-	-	-	-	-
	Diazinon	mg/kg	0.05		-	-	-	-	-	-	-
	Dichlorvos	mg/kg	0.05	16	-	-	-	-	-	-	-
	Dieldrin	mg/kg	0.05	18	-	-	-	-	-	-	-
	Dimethoate	mg/kg	0.05		-	-	-	-	-	-	-
	Disulfoton	mg/kg	0.05		-	-	-	-	-	-	-
	Diuron	mg/kg			-	-	-	-	-	-	-
	Endosulfan I	mg/kg	0.05	1200	-	-	-	-	-	-	-
	Endosulfan II	mg/kg	0.05		-	-	-	-	-	-	-
	Endosulfan sulphate	mg/kg	0.05		-	-	-	-	-	-	-
	Endrin	mg/kg	0.05		-	-	-	-	-	-	-
	Fenitrothion	mg/kg	0.05		-	-	-	-	-	-	-
	Fenthion	mg/kg	0.05		-	-	-	-	-	-	-
	Fluroxypyr	mg/kg			-	-	-	-	-	-	-
	g-BHC (Lindane)	mg/kg	0.05	8.2	-	-	-	-	-	-	-
	Heptachlor	mg/kg	0.05		-	-	-	-	-	-	-
	Isodrin	mg/kg	0.05		-	-	-	-	-	-	-
	Isoproturon	mg/kg			-	-	-	-	-	-	-
	Linuron	mg/kg			-	-	-	-	-	-	-
	Malathion	mg/kg	0.05		-	-	-	-	-	-	-
	2-Methyl-4-chlorophenoxyacetic acid	mg/kg			-	-	-	-	-	-	-
	2-Methyl-4-Chlorophenoxy Butanoic Acid	mg/kg			-	-	-	-	-	-	-
	Mecoprop	mg/kg			-	-	-	-	-	-	-
	Methoxychlor	mg/kg	0.05		-	-	-	-	-	-	-
	Methyl parathion	mg/kg	0.05		-	-	-	-	-	-	-
	Mevinphos (Phosdrin)	mg/kg	0.05		-	-	-	-	-	-	-
	Nitroguanidine	mg/kg			-	-	-	-	-	-	-
	o,p-DDD	mg/kg	0.05		-	-	-	-	-	-	-
	o,p'-DDE	mg/kg	0.05		-	-	-	-	-	-	-
	o,p-Methoxychlor	mg/kg	0.05		-	-	-	-	-	-	-
	Parathion	mg/kg	0.05		-	-	-	-	-	-	-
	Pendimethalin	mg/kg	0.05		-	-	-	-	-	-	-
	Permethrin	mg/kg	0.05		-	-	-	-	-	-	-

				Location Code	TP03002	TP03003	TP03003	TP03003	TP03004	TP03004	TP03004
				Sample Depth Range	0.1-0.3	0.05-0.1	0.35-0.4	0.95-1	0.05-0.1	0.35-0.4	0.65-0.7
				Sampled Date Time	12/09/2019	10/10/2019	10/10/2019	10/10/2019	29/10/2019	29/10/2019	29/10/2019
				LQM S4UL Public Open Space (POS) Residential - 1% SOM (GAC)							
Chem_Group	**ChemName**	**output unit**	**EQL**								
	Permethrin II	mg/kg	0.05		-	-	-	-	-	-	-
	Phorate	mg/kg	0.05		-	-	-	-	-	-	-
	Prometryn	mg/kg	0.05		-	-	-	-	-	-	-
	Pronamide	mg/kg	0.05		-	-	-	-	-	-	-
	Propazine	mg/kg	0.05		-	-	-	-	-	-	-
	Simazine	mg/kg	0.05		-	-	-	-	-	-	-
	Terbutryn	mg/kg	0.05		-	-	-	-	-	-	-
	Terbutylazine	mg/kg	0.05		-	-	-	-	-	-	-
	Triadimefon	mg/kg	0.05		-	-	-	-	-	-	-
	Triallate	mg/kg	0.05		-	-	-	-	-	-	-
	Triclopyr	mg/kg			-	-	-	-	-	-	-
	Trifluralin	mg/kg	0.05		-	-	-	-	-	-	-
	Telodrin	mg/kg	0.05		-	-	-	-	-	-	-
Radionuclides	Caesium-137	Bq/kg	1.4		-	-	-	-	-	-	-
	Protactinium-234m	Bq/kg	140		-	-	-	-	-	-	-
	Americium-241	Bq/g	0.0022		-	-	-	-	-	-	-
	Beryllium-7	Bq/g	0.016		-	-	-	-	-	-	-
	Cobalt-60	Bq/g	0.0015		-	-	-	-	-	-	-
	Gross alpha	Bq/kg	54		-	-	-	-	-	-	-
	Gross beta	Bq/kg	87		-	-	-	-	-	-	-
	Lead-210	Bq/kg	22		-	-	-	-	-	-	-
	Potassium-40	Bq/kg	2		-	-	-	-	-	-	-
	Radium -224	Bq/g	0.022		-	-	-	-	-	-	-
	Radium-226	Bq/g	0.0005		-	-	-	-	-	-	-
	Thorium-228	Bq/g	0.0005		-	-	-	-	-	-	-
	Thorium-230	Bq/g	0.0005		-	-	-	-	-	-	-
	Thorium-232	Bq/g	0.0005		-	-	-	-	-	-	-
	Thorium-234	Bq/g	0.025		-	-	-	-	-	-	-
	Uranium-234	Bq/g	0.0005		-	-	-	-	-	-	-
	Uranium-235	Bq/g	0.0005		-	-	-	-	-	-	-
SVOC TIC	SVOC TICS - Detect	Detect			-	-	-	-	-	-	-
	SVOC Tentatively Identified Compounds	mg/kg	0.1		-	-	-	-	-	-	-
VOC TIC	VOC Tentatively Identified Compounds	mg/kg	0.05		-	-	-	-	-	-	-
Explosives	2,2,4,4,6,6-Hexanitrostilbene	mg/kg			-	-	-	-	-	-	-
	2,4,6-Trinitrotoluene (TNT)	mg/kg		130	-	-	-	-	-	-	-
	2,4,6-trinitrophenyl	mg/kg			-	-	-	-	-	-	-
	HMX	mg/kg		13000	-	-	-	-	-	-	-
	Ethylene glycol dinitrate	mg/kg			-	-	-	-	-	-	-
	Nitrocellulose (12% N)	mg/kg			-	-	-	-	-	-	-
	Nitroglycerine	mg/kg			-	-	-	-	-	-	-
	PETN	mg/kg			-	-	-	-	-	-	-
	RDX	mg/kg		26000	-	-	-	-	-	-	-
	Tetryl	mg/kg			-	-	-	-	-	-	-
NA	Actinium-228	Bq/kg	2		-	-	-	-	-	-	-
	Caesium-134	Bq/kg	1.7		-	-	-	-	-	-	-
	Bismuth-212	Bq/kg	19		-	-	-	-	-	-	-
	Bismuth-214	Bq/kg	2		-	-	-	-	-	-	-
	Lead-212	Bq/kg	2		-	-	-	-	-	-	-
	Lead-214	Bq/kg	2		-	-	-	-	-	-	-
	Thallium-208	Bq/kg	2		-	-	-	-	-	-	-
Other	Temperature	°C			20.3	17.7	18.2	17.4	18.5	17.1	18.3
	Conductivity @ 20oC	uS/cm	14		305 - 334	232 - 301	166 - 173	148 - 150	213 - 231	246 - 250	223 - 232
	Organic Matter	%	0.35		-	-	-	-	-	-	-
	Moisture Content (dried @35oC)	%			11	15	9.9	11	6.6	12	15
	pH (Lab)	pH Units	1		7.96 - 8.62	8.22 - 8.66	8.21 - 8.69	8.02 - 8.84	8.14 - 8.51	8.32 - 8.6	8.06 - 8.68
	Total Organic Carbon	%	0.2		1.44	1.44	0.569	<0.2	1.19	0.662	0.236

Environmental Standards Comments
#1:GAC is only presented as speciated chromium. 7.7mg/kg is used for hexavalent. If hexavalent chromium (CrVI) data is available, a value of 1,500mg/kg may be appropriate for the remaining trivalent chromium (CrIII).
#2:C4SL for lead adopted
#3:GAC only presented as speciated mercury. 16mg/kg is used for elemental mercury. If the CSM indicates that elemental mercury is not a CoC and mercury is present in an inorganic form, a value of 120mg/kg for inorganic mercury may be appropriate
#4:Updated S4UL for nickel
#5:S4UL exceeds solubility saturation limit
#6:Criteria derived for Ali>C16-C35 split between Ali>C16-21 & Ali>C21-35. Requires summation of fractions to use Ali>C16-C35 criteria.
#7:Criteria presented is for p-xylene. A separate value is presented for o-xylene.
#8:S4UL based on a threshold protective of direct skin contact with phenol

Key

<0.6	Result MDL exceeds GAC
27.8	Result exceeds GAC

Notes
Where a range is given a determinand has been analysed for by more than one method

				Location Code	TP03005	TP03005	TP03006A	TP03006A	TP03006A	TP03006A	TP03006
				Sample Depth Range	0.05-0.15	2.1-2.2	0.05-0.1	0.4-0.5	2.8-2.9	3.55-3.65	0.1-0.3
				Sampled Date Time	24/09/2019	24/09/2019	04/11/2019	04/11/2019	04/11/2019	04/11/2019	13/09/2019
				LQM S4UL Public Open Space (POS) Residential - 1% SOM (GAC)							
Chem_Group	**ChemName**	**output unit**	**EQL**								
Metals	Antimony	mg/kg	0.6		-	-	-	-	-	-	-
	Arsenic	mg/kg	0.6	79	5.83	6.55	9.95	4.57	16.5	17.1	7.58
	Barium	mg/kg	0.6		-	-	-	-	-	-	-
	Beryllium	mg/kg	0.01	2.2	-	-	-	-	-	-	-
	Boron	mg/kg	1	21000	<1	<1	<1	1.01	<1	<1	<1
	Cadmium	mg/kg	0.02	120	0.0813	0.163	0.441	0.394	0.144	0.155	0.577
	Chromium (hexavalent)	mg/kg	0.6	7.7	<0.6	<0.6	<0.6	<0.6	<0.6	<0.6	<0.6
	Chromium	mg/kg	0.9	[#1]	32.3	30	156	22.7	14.7	3.24	111
	Copper	mg/kg	1.4	12000	30.1	24.3	25.5	7.68	14.4	7.06	22.5
	Lead	mg/kg	0.7	630[#2]	13.9	18.4	75.8	7.54	11.9	3.99	4670
	Mercury	mg/kg	0.14	[#3]	<0.14	<0.14	2.11	<0.14	<0.14	<0.14	1.85
	Molybdenum	mg/kg	0.1		-	-	-	-	-	-	-
	Nickel	mg/kg	0.2	230[#4]	38.4	31	16.1	15.3	33.5	17.1	14.4
	Selenium	mg/kg	1	1100	<1	<1	<1	<1	<1	<1	<1
	Vanadium	mg/kg	0.2	2000	-	-	-	-	-	-	-
	Zinc	mg/kg	1.9	81000	85	79.8	85.3	48.9	54.9	28.7	80.6
Asbestos	Anthophyllite	Detect			0	0	0	0	0	0	0
	Asbestos Analysts Comments	-			-	-	-	-	-	-	-
	Asbestos PCOM Quantification	%	0.001		-	-	-	-	-	-	-
	Asbestos Quantification Total	%	0.001		-	-	-	-	-	-	-
	Asbestos: Actinolite	Detect			0	0	0	0	0	0	0
	Additional Asbestos Components (Using TM048)	Comment			-	-	-	-	-	-	-
	Crocidolite Asbestos	Detect			0	0	0	0	0	0	0
	Asbestos Gravimetric Quantification	%	0.001		-	-	-	-	-	-	-
	Chrysotile Asbestos	Detect			0	0	0	0	0	0	0
	Amosite Asbestos	Detect			0	0	0	0	0	0	0
	Non-Asbestos Fibre	Detect			0	0	0	0	0	0	0
	Tremolite	Detect			0	0	0	0	0	0	0
Inorganics	Alkalinity (total) as CaCO3	mg/kg	10		-	-	-	-	-	-	-
	Ammoniacal Nitrogen as N	mg/kg	12		-	-	-	-	-	-	-
	Cyanide (Free)	mg/kg	1		<1	<1	<1	<1	<1	<1	<1
	Cyanide Total	mg/kg	1		<1	<1	<1	<1	<1	<1	<1
	cyanides-complex	mg/kg	1		<1	<1	<1	<1	<1	<1	<1
	Nitrite (as N)	mg/kg	0.03		-	-	-	-	-	-	-
	Sulphate	mg/kg	200		-	-	-	-	-	-	-
PAH	Naphthalene	mg/kg	0.009	4900	0.0199	<0.009	<0.009	<0.009	<0.009	<0.009	0.00986
	Acenaphthene	mg/kg	0.008	15000	0.029	<0.008	<0.008	<0.008	<0.008	<0.008	<0.008
	Acenaphthylene	mg/kg	0.012	15000	0.184	<0.012	<0.1 - 0.0239	<0.012	<0.012	<0.012	0.0181
	Fluoranthene	mg/kg	0.017	3100	1.8	<0.017	0.331 - 0.529	<0.017	<0.1 - 0.0446	<0.017	0.257
	Anthracene	mg/kg	0.016	74000	0.111	<0.016	<0.1 - 0.038	<0.016	<0.016	<0.016	<0.016
	Phenanthrene	mg/kg	0.015	3100	0.594	<0.015	0.179 - 0.201	<0.015	<0.1 - 0.0166	<0.015	0.0978
	Fluorene	mg/kg	0.01	9900	0.0319	<0.01	<0.01	<0.01	<0.01	<0.01	<0.01
	Chrysene	mg/kg	0.01	57	0.883	<0.01	0.193 - 0.233	<0.01	<0.1 - 0.0186	<0.01	0.115
	Pyrene	mg/kg	0.015	7400	1.56	<0.015	0.331 - 0.444	<0.015	<0.1 - 0.0384	<0.015	0.216
	Benzo(a)anthracene	mg/kg	0.014	29	0.811	<0.014	0.152 - 0.227	<0.014	<0.1 - 0.0186	<0.014	0.112
	Benzo(b)fluoranthene	mg/kg	0.015	7.1	1.44	<0.015	0.138 - 0.34	<0.015	<0.1 - 0.0326	<0.015	0.138
	Benzo(k)fluoranthene	mg/kg	0.014	190	0.585	<0.014	0.123 - 0.166	<0.014	<0.014	<0.014	0.0562
	Benzo(a)pyrene	mg/kg	0.015	5.7	1.2	<0.015	0.166 - 0.243	<0.015	<0.1 - 0.0206	<0.015	0.137
	Dibenz(a,h)anthracene	mg/kg	0.023	0.57	0.162	<0.023	<0.023	<0.023	<0.023	<0.023	<0.023
	Benzo(g,h,i)perylene	mg/kg	0.024	640	1.23	<0.024	<0.1 - 0.19	<0.024	<0.024	<0.024	0.11
	Indeno(1,2,3-c,d)pyrene	mg/kg	0.018	82	1.26	<0.018	<0.1 - 0.208	<0.018	<0.018	<0.018	0.111
	PAH 16 Total	mg/kg	0.118		11.9	<0.118	2.8	<0.118	0.19	<0.118	1.38
TPH CWG	>C5-C6 Aliphatics	mg/kg	0.01	(sol)570000[#5]	-	-	-	-	-	-	-
	>C6-C8 Aliphatics	mg/kg	0.01	600000	-	-	-	-	-	-	-
	>C10-C44 Aliphatics	mg/kg	5		-	-	-	-	-	-	-
	>C10-C44 Aliphatics/Aromatics	mg/kg	10		-	-	-	-	-	-	-
	>C8-C10 Aliphatics	mg/kg	0.01	13000	-	-	-	-	-	-	-
	>C10-C12 Aliphatics	mg/kg	0.01	13000	-	-	-	-	-	-	-
	>C12-C16 Aliphatics	mg/kg	0.1	13000	-	-	-	-	-	-	-
	>C16-C21 Aliphatics	mg/kg	0.1	125000[#6]	-	-	-	-	-	-	-
	>C21-C35 Aliphatics	mg/kg	0.1	125000[#6]	-	-	-	-	-	-	-
	>C35-C44 Aliphatics	mg/kg	0.1	250000	-	-	-	-	-	-	-
	>C5-C10 Aliphatics	mg/kg	0.05		-	-	-	-	-	-	-
	Total Aliphatics >C12-C44	mg/kg	0.1		-	-	-	-	-	-	-
	>EC5-EC10 Aromatics	mg/kg	0.05		-	-	-	-	-	-	-
	>EC6-EC7 Aromatics	mg/kg	0.01		-	-	-	-	-	-	-
	>EC7-EC8 Aromatics	mg/kg	0.01	56000	-	-	-	-	-	-	-
	>EC8-EC10 Aromatics	mg/kg	0.01	5000	-	-	-	-	-	-	-
	>EC10-EC12 Aromatics	mg/kg	0.01	5000	-	-	-	-	-	-	-
	>EC10-EC44 Aromatics	mg/kg	5		-	-	-	-	-	-	-
	>EC12-EC16 Aromatics	mg/kg	0.1	5100	-	-	-	-	-	-	-
	>EC16-EC21 Aromatics	mg/kg	0.1	3800	-	-	-	-	-	-	-
	>EC21-EC35 Aromatics	mg/kg	0.1	3800	-	-	-	-	-	-	-
	>EC35-EC44 Aromatics	mg/kg	0.1	3800	-	-	-	-	-	-	-
	>EC40-EC44 Aromatics	mg/kg	0.1		-	-	-	-	-	-	-
	>EC12-EC44 Aromatics	mg/kg	0.1		-	-	-	-	-	-	-
	TPH Aliphatics & Aromatics >C5-44	mg/kg	0.1		-	-	-	-	-	-	-
TPH	>C5-C6	mg/kg	0.02		<0.02	<0.02	<0.02	<0.02	<0.02	<0.02	<0.02

				Location Code	TP03005	TP03005	TP03006A	TP03006A	TP03006A	TP03006A	TP03006
				Sample Depth Range	0.05-0.15	2.1-2.2	0.05-0.1	0.4-0.5	2.8-2.9	3.55-3.65	0.1-0.3
				Sampled Date Time	24/09/2019	24/09/2019	04/11/2019	04/11/2019	04/11/2019	04/11/2019	13/09/2019
				LQM S4UL Public Open Space (POS) Residential - 1% SOM (GAC)							
Chem_Group	**ChemName**	**output unit**	**EQL**								
	>C6-C7	mg/kg	0.02		<0.02	<0.02	<0.02	<0.02	<0.02	<0.02	<0.02
	>C7-C8	mg/kg	0.02		<0.02	<0.02	<0.02	<0.02	<0.02	<0.02	<0.02
	>C8-C10	mg/kg	0.02		<0.02	<0.02	<0.02	<0.02	<0.02	<0.02	<0.02
	>C10-C12	mg/kg	0.02		<0.02	<0.02	<0.02	<0.02	<0.02	<0.02	<0.02
	>C12-C16	mg/kg	35		<35	<35	<35	<35	<35	<35	<35
	>C16-C21	mg/kg	35		<35	<35	<35	<35	<35	<35	<35
	>C21-C28	mg/kg	35		<35	<35	<35	<35	<35	<35	<35
	>C28-C35	mg/kg	35		42.4	<35	<35	<35	<35	<35	<35
	>C35-C40	mg/kg	35		<35	<35	<35	<35	<35	<35	<35
	GRO >C5-10	mg/kg	0.02		-	-	-	-	-	-	-
	TPH >C6-C40	mg/kg	10		-	-	-	-	-	-	-
	EPH>C5-40	mg/kg	35		118	<35	59.3	<35	<35	<35	45.2
	EPH >C10-40	mg/kg	35		118	<35	59.3	<35	<35	<35	45.2
	GRO >C5-12	mg/kg	0.1		<0.1	<0.1	<0.1	<0.1	<0.1	<0.1	<0.1
	Total Petroleum Hydrocarbons	mg/kg	35		-	-	-	-	-	-	-
BTEX and MTBE	Benzene	mg/kg	0.009	72	<0.009	<0.009	<0.009	<0.009	<0.009	<0.009	<0.009
	Toluene	mg/kg	0.007	56000	<0.007	<0.007	<0.007	<0.007	<0.007	<0.007	<0.007
	Ethylbenzene	mg/kg	0.004	24000	<0.004	<0.004	<0.004	<0.004	<0.004	<0.004	<0.004
	Xylene (m & p)	mg/kg	0.01	41000[#7]	<0.01	<0.01	<0.01	<0.01	<0.01	<0.01	<0.01
	Xylene (o)	mg/kg	0.01	41000	<0.01	<0.01	<0.01	<0.01	<0.01	<0.01	<0.01
	Xylene Total	mg/kg	0.02		-	-	-	-	-	-	-
	MTBE	mg/kg	0.01		<0.01	<0.01	<0.01	<0.01	<0.01	<0.01	<0.01
	Total BTEX	mg/kg	0.04		<0.04	<0.04	<0.04	<0.04	<0.04	<0.04	<0.04
VOC	Styrene	mg/kg	0.01		-	-	<0.01	<0.01	<0.01	<0.01	-
	cis-1,3-dichloropropene	mg/kg	0.01		-	-	<0.01	<0.01	<0.01	<0.01	-
	trans-1,3-dichloropropene	mg/kg	0.01		-	-	<0.01	<0.01	<0.01	<0.01	-
	1,1,1,2-tetrachloroethane	mg/kg	0.01	1400	-	-	<0.01	<0.01	<0.01	<0.01	-
	1,1,1-trichloroethane	mg/kg	0.007	140000	-	-	<0.007	<0.007	<0.007	<0.007	-
	1,1,2,2-tetrachloroethane	mg/kg	0.01	1400	-	-	<0.01	<0.01	<0.01	<0.01	-
	1,1,2-trichloroethane	mg/kg	0.01		-	-	<0.01	<0.01	<0.01	<0.01	-
	1,1-dichloroethane	mg/kg	0.008		-	-	<0.008	<0.008	<0.008	<0.008	-
	1,1-dichloroethene	mg/kg	0.01		-	-	<0.01	<0.01	<0.01	<0.01	-
	1,1-dichloropropene	mg/kg	0.01		-	-	<0.01	<0.01	<0.01	<0.01	-
	1,2,3-trichloropropane	mg/kg	0.016		-	-	<0.016	<0.016	<0.016	<0.016	-
	1,2,4-trimethylbenzene	mg/kg	0.009		-	-	<0.009	<0.009	<0.009	<0.009	-
	1,2-dibromo-3-chloropropane	mg/kg	0.014		-	-	<0.014	<0.014	<0.014	<0.014	-
	1,2-dibromoethane	mg/kg	0.01		-	-	<0.01	<0.01	<0.01	<0.01	-
	1,2-dichloroethane	mg/kg	0.005	29	-	-	<0.005	<0.005	<0.005	<0.005	-
	1,2-dichloropropane	mg/kg	0.01		-	-	<0.01	<0.01	<0.01	<0.01	-
	1,3,5-trimethylbenzene	mg/kg	0.008		-	-	<0.008	<0.008	<0.008	<0.008	-
	1,3-dichloropropane	mg/kg	0.007		-	-	<0.007	<0.007	<0.007	<0.007	-
	2,2-dichloropropane	mg/kg	0.01		-	-	<0.01	<0.01	<0.01	<0.01	-
	2-chlorotoluene	mg/kg	0.009		-	-	<0.009	<0.009	<0.009	<0.009	-
	4-chlorotoluene	mg/kg	0.01		-	-	<0.01	<0.01	<0.01	<0.01	-
	Bromobenzene	mg/kg	0.01		-	-	<0.01	<0.01	<0.01	<0.01	-
	Bromochloromethane	mg/kg	0.01		-	-	<0.01	<0.01	<0.01	<0.01	-
	Bromodichloromethane	mg/kg	0.007		-	-	<0.007	<0.007	<0.007	<0.007	-
	Bromoform	mg/kg	0.01		-	-	<0.01	<0.01	<0.01	<0.01	-
	Bromomethane	mg/kg	0.01		-	-	<0.01	<0.01	<0.01	<0.01	-
	Carbon disulfide	mg/kg	0.007	11000	-	-	<0.007	<0.007	<0.007	<0.007	-
	Carbon tetrachloride	mg/kg	0.01	890	-	-	<0.01	<0.01	<0.01	<0.01	-
	Chlorodibromomethane	mg/kg	0.01		-	-	<0.01	<0.01	<0.01	<0.01	-
	Chloroethane	mg/kg	0.01		-	-	<0.01	<0.01	<0.01	<0.01	-
	Chloroform	mg/kg	0.008	2500	-	-	<0.008	<0.008	<0.008	<0.008	-
	Chloromethane	mg/kg	0.007		-	-	<0.007	<0.007	<0.007	<0.007	-
	cis-1,2-dichloroethene	mg/kg	0.006		-	-	<0.006	<0.006	<0.006	<0.006	-
	Dibromomethane	mg/kg	0.009		-	-	<0.009	<0.009	<0.009	<0.009	-
	Dichlorodifluoromethane	mg/kg	0.006		-	-	<0.006	<0.006	<0.006	<0.006	-
	Dichloromethane	mg/kg	0.01		-	-	<0.01	<0.01	<0.01	<0.01	-
	Isopropylbenzene	mg/kg	0.005		-	-	<0.005	<0.005	<0.005	<0.005	-
	n-butylbenzene	mg/kg	0.011		-	-	<0.011	<0.011	<0.011	<0.011	-
	n-propylbenzene	mg/kg	0.01		-	-	<0.01	<0.01	<0.01	<0.01	-
	p-isopropyltoluene	mg/kg	0.01		-	-	<0.01	<0.01	<0.01	<0.01	-
	sec-butylbenzene	mg/kg	0.01		-	-	<0.01	<0.01	<0.01	<0.01	-
	Trichloroethene	mg/kg	0.009	120	-	-	<0.009	<0.009	<0.009	<0.009	-
	tert-butylbenzene	mg/kg	0.014		-	-	<0.014	<0.014	<0.014	<0.014	-
	Tetrachloroethene	mg/kg	0.005	1400	-	-	<0.005	<0.005	<0.005	<0.005	-
	trans-1,2-dichloroethene	mg/kg	0.01		-	-	<0.01	<0.01	<0.01	<0.01	-
	Trichlorofluoromethane	mg/kg	0.006		-	-	<0.006	<0.006	<0.006	<0.006	-
	Vinyl chloride	mg/kg	0.006	3.5	-	-	<0.006	<0.006	<0.006	<0.006	-
	tert-Amyl methyl ether	mg/kg	0.01		-	-	<0.01	<0.01	<0.01	<0.01	-
VOC/SVOC	1,2,3-trichlorobenzene	mg/kg	0.02	1800	-	-	<0.02	<0.02	<0.02	<0.02	-
	1,2,4-trichlorobenzene	mg/kg	0.02	15000	-	-	<0.02	<0.02	<0.02	<0.02	-
	1,2-dichlorobenzene	mg/kg	0.01	90000	-	-	<0.01	<0.01	<0.01	<0.01	-
	1,3,5-Trichlorobenzene	mg/kg	0.02	1700	-	-	<0.02	<0.02	<0.02	<0.02	-
	1,3-dichlorobenzene	mg/kg	0.008	300	-	-	<0.008	<0.008	<0.008	<0.008	-
	1,4-dichlorobenzene	mg/kg	0.005	17000	-	-	<0.005	<0.005	<0.005	<0.005	-

				Location Code	TP03005	TP03005	TP03006A	TP03006A	TP03006A	TP03006A	TP03006
				Sample Depth Range	0.05-0.15	2.1-2.2	0.05-0.1	0.4-0.5	2.8-2.9	3.55-3.65	0.1-0.3
				Sampled Date Time	24/09/2019	24/09/2019	04/11/2019	04/11/2019	04/11/2019	04/11/2019	13/09/2019
				LQM S4UL Public Open Space (POS) Residential - 1% SOM (GAC)							
Chem_Group	**ChemName**	**output unit**	**EQL**								
	Chlorobenzene	mg/kg	0.005	11000	-	-	<0.005	<0.005	<0.005	<0.005	-
	Hexachlorobutadiene	mg/kg	0.02	25	-	-	<0.02	<0.02	<0.02	<0.02	-
SVOC	4-bromophenyl phenyl ether	mg/kg	0.1		-	-	<0.1	<0.1	<0.1	<0.1	-
	4-nitroaniline	mg/kg	0.1		-	-	<0.1	<0.1	<0.1	<0.1	-
	4-nitrophenol	mg/kg	0.1		-	-	<0.1	<0.1	<0.1	<0.1	-
	2,4,5-trichlorophenol	mg/kg	0.1		-	-	<0.1	<0.1	<0.1	<0.1	-
	2,4,6-trichlorophenol	mg/kg	0.1		-	-	<0.1	<0.1	<0.1	<0.1	-
	2,4-dichlorophenol	mg/kg	0.1		-	-	<0.1	<0.1	<0.1	<0.1	-
	2,4-dimethylphenol	mg/kg	0.1		-	-	<0.1	<0.1	<0.1	<0.1	-
	2,4-dinitrotoluene	mg/kg	0.1		-	-	<0.1	<0.1	<0.1	<0.1	-
	2,6-dinitrotoluene	mg/kg	0.1		-	-	<0.1	<0.1	<0.1	<0.1	-
	2-chloronaphthalene	mg/kg	0.1		-	-	<0.1	<0.1	<0.1	<0.1	-
	2-chlorophenol	mg/kg	0.1		-	-	<0.1	<0.1	<0.1	<0.1	-
	2-methylnaphthalene	mg/kg	0.1		-	-	<0.1	<0.1	<0.1	<0.1	-
	2-methylphenol	mg/kg	0.1		-	-	<0.1	<0.1	<0.1	<0.1	-
	2-nitroaniline	mg/kg	0.1		-	-	<0.1	<0.1	<0.1	<0.1	-
	2-nitrophenol	mg/kg	0.1		-	-	<0.1	<0.1	<0.1	<0.1	-
	3-nitroaniline	mg/kg	0.1		-	-	<0.1	<0.1	<0.1	<0.1	-
	4-chloro-3-methylphenol	mg/kg	0.1		-	-	<0.1	<0.1	<0.1	<0.1	-
	4-chloroaniline	mg/kg	0.1		-	-	<0.1	<0.1	<0.1	<0.1	-
	4-chlorophenyl phenyl ether	mg/kg	0.1		-	-	<0.1	<0.1	<0.1	<0.1	-
	4-methylphenol	mg/kg	0.1		-	-	<0.1	<0.1	<0.1	<0.1	-
	Azobenzene	mg/kg	0.1		-	-	<0.1	<0.1	<0.1	<0.1	-
	Bis(2-chloroethoxy) methane	mg/kg	0.1		-	-	<0.1	<0.1	<0.1	<0.1	-
	Bis(2-chloroethyl)ether	mg/kg	0.1		-	-	<0.1	<0.1	<0.1	<0.1	-
	Bis(2-chloroisopropyl) ether	mg/kg	0.1		-	-	<0.1	<0.1	<0.1	<0.1	-
	Bis(2-ethylhexyl) phthalate	mg/kg	0.1		-	-	<0.1	<0.1	<0.1	<0.1	-
	Butyl benzyl phthalate	mg/kg	0.1		-	-	<0.1	<0.1	<0.1	<0.1	-
	Carbazole	mg/kg	0.1		-	-	<0.1	<0.1	<0.1	<0.1	-
	Dibenzofuran	mg/kg	0.1		-	-	<0.1	<0.1	<0.1	<0.1	-
	Diethylphthalate	mg/kg	0.1		-	-	<0.1	<0.1	<0.1	<0.1	-
	Dimethyl phthalate	mg/kg	0.1		-	-	<0.1	<0.1	<0.1	<0.1	-
	Di-n-butyl phthalate	mg/kg	0.1		-	-	<0.1	<0.1	<0.1	<0.1	-
	Di-n-octyl phthalate	mg/kg	0.1		-	-	<0.1	<0.1	<0.1	<0.1	-
	Hexachlorobenzene	mg/kg	0.05	16	-	-	<0.1	<0.1	<0.1	<0.1	-
	Hexachlorocyclopentadiene	mg/kg	0.1		-	-	<0.1	<0.1	<0.1	<0.1	-
	Hexachloroethane	mg/kg	0.1		-	-	<0.1	<0.1	<0.1	<0.1	-
	Isophorone	mg/kg	0.1		-	-	<0.1	<0.1	<0.1	<0.1	-
	Nitrobenzene	mg/kg	0.1		-	-	<0.1	<0.1	<0.1	<0.1	-
	N-nitrosodi-n-propylamine	mg/kg	0.1		-	-	<0.1	<0.1	<0.1	<0.1	-
	Pentachloronitrobenzene	mg/kg	0.05		-	-	-	-	-	-	-
	Pentachlorophenol	mg/kg	0.1	60	-	-	<0.1	<0.1	<0.1	<0.1	-
PCB	Heptachlorobiphenyl, 2,3,3,4,4,5,5- (PCB 189)	mg/kg	0.003		-	-	-	-	-	-	-
	Hexachlorobiphenyl, 2,3,3,4,4,5- (PCB 156)	mg/kg	0.003		-	-	-	-	-	-	-
	Hexachlorobiphenyl, 2,3,3,4,4,5- (PCB 157)	mg/kg	0.003		-	-	-	-	-	-	-
	Hexachlorobiphenyl, 2,3,4,4,5,5- (PCB 167)	mg/kg	0.003		-	-	-	-	-	-	-
	Hexachlorobiphenyl, 3,3,4,4,5,5- (PCB 169)	mg/kg	0.003		-	-	-	-	-	-	-
	PCB 101	mg/kg	0.003		-	-	-	-	-	-	-
	PCB 118	mg/kg	0.003		-	-	-	-	-	-	-
	PCB 138	mg/kg	0.003		-	-	-	-	-	-	-
	PCB 153	mg/kg	0.003		-	-	-	-	-	-	-
	PCB 180	mg/kg	0.003		-	-	-	-	-	-	-
	PCB 28	mg/kg	0.003		-	-	-	-	-	-	-
	PCB 52	mg/kg	0.003		-	-	-	-	-	-	-
	Pentachlorobiphenyl, 2,3,3,4,4- (PCB 105)	mg/kg	0.003		-	-	-	-	-	-	-
	Pentachlorobiphenyl, 2,3,4,4,5- (PCB 114)	mg/kg	0.003		-	-	-	-	-	-	-
	Pentachlorobiphenyl, 2,3,4,4,5- (PCB 123)	mg/kg	0.003		-	-	-	-	-	-	-
	Pentachlorobiphenyl, 3,3,4,4,5- (PCB 126)	mg/kg	0.003		-	-	-	-	-	-	-
	Tetrachlorobiphenyl, 3,3,4,4- (PCB 77)	mg/kg	0.003		-	-	-	-	-	-	-
	Tetrachlorobiphenyl, 3,4,4,5- (PCB 81)	mg/kg	0.003		-	-	-	-	-	-	-
	Total PCB 7 Congeners	mg/kg	0.021		-	-	-	-	-	-	-
	Total PCB WHO 12	mg/kg	0.036		-	-	-	-	-	-	-
Phenolics	Xylenols	mg/kg	0.015		<0.015	<0.015	<0.015	<0.015	<0.015	<0.015	<0.015
	Cresol Total	mg/kg	0.01		<0.01	<0.01	<0.01	**0.0116**	<0.01	<0.01	**0.0106**
	Phenol	mg/kg	0.01	(dir)760[#8]	<0.01	<0.01	<0.01	<0.01	<0.01	<0.01	<0.01
	Phenols Monohydric	mg/kg	0.035		<0.035	<0.035	<0.035	<0.035	<0.035	<0.035	<0.035
Organotins	Dibutyltin	mg/kg			-	-	-	-	-	-	-
	Monophenyltin	mg/kg			-	-	-	-	-	-	-
	Diphenyltin	mg/kg			-	-	-	-	-	-	-
	Monobutyltin	mg/kg			-	-	-	-	-	-	-
	Tetrabutyltin	mg/kg			-	-	-	-	-	-	-
	Tributyltin	mg/kg			-	-	-	-	-	-	-
	Triphenyltin	mg/kg			-	-	-	-	-	-	-
Pesticides	Heptachlor epoxide	mg/kg	0.05		-	-	-	-	-	-	-
	Tecnazene	mg/kg	0.05		-	-	-	-	-	-	-
	2,4,5-TP (Silvex)	mg/kg			-	-	-	-	-	-	-
	Hedonal	mg/kg			-	-	-	-	-	-	-

				Location Code	TP03005	TP03005	TP03006A	TP03006A	TP03006A	TP03006A	TP03006
				Sample Depth Range	0.05-0.15	2.1-2.2	0.05-0.1	0.4-0.5	2.8-2.9	3.55-3.65	0.1-0.3
				Sampled Date Time	24/09/2019	24/09/2019	04/11/2019	04/11/2019	04/11/2019	04/11/2019	13/09/2019
			LQM S4UL Public Open Space (POS) Residential - 1% SOM (GAC)								
Chem_Group	**ChemName**	**output unit**	**EQL**								
	2,4-DDT	mg/kg	0.05		-	-	-	-	-	-	-
	2,4-Dichlorprop	mg/kg			-	-	-	-	-	-	-
	4-(2,4-Dichlorophenoxy)butyric Acid (2,4-DB)	mg/kg			-	-	-	-	-	-	-
	4,4-DDE	mg/kg	0.05		-	-	-	-	-	-	-
	a-BHC	mg/kg	0.05	24	-	-	-	-	-	-	-
	Aldrin	mg/kg	0.05	18	-	-	-	-	-	-	-
	Atrazine	mg/kg	0.05	1200	-	-	-	-	-	-	-
	Azinophos methyl	mg/kg	0.05		-	-	-	-	-	-	-
	b-BHC	mg/kg	0.05	8.1	-	-	-	-	-	-	-
	Bentazone	mg/kg			-	-	-	-	-	-	-
	Chlordane (cis)	mg/kg	0.05		-	-	-	-	-	-	-
	Chlordane (trans)	mg/kg	0.05		-	-	-	-	-	-	-
	Chlorfenvinphos	mg/kg	0.05		-	-	-	-	-	-	-
	Chlorotoluron	mg/kg			-	-	-	-	-	-	-
	Chlorpyrifos-methyl	mg/kg	0.05		-	-	-	-	-	-	-
	Cyanazine	mg/kg			-	-	-	-	-	-	-
	d-BHC	mg/kg	0.05		-	-	-	-	-	-	-
	DDD	mg/kg	0.05		-	-	-	-	-	-	-
	DDT	mg/kg	0.05		-	-	-	-	-	-	-
	Chlorothalonil	mg/kg	0.05		-	-	-	-	-	-	-
	Diazinon	mg/kg	0.05		-	-	-	-	-	-	-
	Dichlorvos	mg/kg	0.05	16	-	-	-	-	-	-	-
	Dieldrin	mg/kg	0.05	18	-	-	-	-	-	-	-
	Dimethoate	mg/kg	0.05		-	-	-	-	-	-	-
	Disulfoton	mg/kg	0.05		-	-	-	-	-	-	-
	Diuron	mg/kg			-	-	-	-	-	-	-
	Endosulfan I	mg/kg	0.05	1200	-	-	-	-	-	-	-
	Endosulfan II	mg/kg	0.05		-	-	-	-	-	-	-
	Endosulfan sulphate	mg/kg	0.05		-	-	-	-	-	-	-
	Endrin	mg/kg	0.05		-	-	-	-	-	-	-
	Fenitrothion	mg/kg	0.05		-	-	-	-	-	-	-
	Fenthion	mg/kg	0.05		-	-	-	-	-	-	-
	Fluroxypyr	mg/kg			-	-	-	-	-	-	-
	g-BHC (Lindane)	mg/kg	0.05	8.2	-	-	-	-	-	-	-
	Heptachlor	mg/kg	0.05		-	-	-	-	-	-	-
	Isodrin	mg/kg	0.05		-	-	-	-	-	-	-
	Isoproturon	mg/kg			-	-	-	-	-	-	-
	Linuron	mg/kg			-	-	-	-	-	-	-
	Malathion	mg/kg	0.05		-	-	-	-	-	-	-
	2-Methyl-4-chlorophenoxyacetic acid	mg/kg			-	-	-	-	-	-	-
	2-Methyl-4-Chlorophenoxy Butanoic Acid	mg/kg			-	-	-	-	-	-	-
	Mecoprop	mg/kg			-	-	-	-	-	-	-
	Methoxychlor	mg/kg	0.05		-	-	-	-	-	-	-
	Methyl parathion	mg/kg	0.05		-	-	-	-	-	-	-
	Mevinphos (Phosdrin)	mg/kg	0.05		-	-	-	-	-	-	-
	Nitroguanidine	mg/kg			-	-	-	-	-	-	-
	o,p-DDD	mg/kg	0.05		-	-	-	-	-	-	-
	o,p'-DDE	mg/kg	0.05		-	-	-	-	-	-	-
	o,p-Methoxychlor	mg/kg	0.05		-	-	-	-	-	-	-
	Parathion	mg/kg	0.05		-	-	-	-	-	-	-
	Pendimethalin	mg/kg	0.05		-	-	-	-	-	-	-
	Permethrin	mg/kg	0.05		-	-	-	-	-	-	-

				Location Code	TP03005	TP03005	TP03006A	TP03006A	TP03006A	TP03006A	TP03006
				Sample Depth Range	0.05-0.15	2.1-2.2	0.05-0.1	0.4-0.5	2.8-2.9	3.55-3.65	0.1-0.3
				Sampled Date Time	24/09/2019	24/09/2019	04/11/2019	04/11/2019	04/11/2019	04/11/2019	13/09/2019
				LQM S4UL Public Open Space (POS) Residential - 1% SOM (GAC)							
Chem Group	**ChemName**	**output unit**	**EQL**								
	Permethrin II	mg/kg	0.05		-	-	-	-	-	-	-
	Phorate	mg/kg	0.05		-	-	-	-	-	-	-
	Prometryn	mg/kg	0.05		-	-	-	-	-	-	-
	Pronamide	mg/kg	0.05		-	-	-	-	-	-	-
	Propazine	mg/kg	0.05		-	-	-	-	-	-	-
	Simazine	mg/kg	0.05		-	-	-	-	-	-	-
	Terbutryn	mg/kg	0.05		-	-	-	-	-	-	-
	Terbutylazine	mg/kg	0.05		-	-	-	-	-	-	-
	Triadimefon	mg/kg	0.05		-	-	-	-	-	-	-
	Triallate	mg/kg	0.05		-	-	-	-	-	-	-
	Tricloovr	mg/kg			-	-	-	-	-	-	-
	Trifluralin	mg/kg	0.05		-	-	-	-	-	-	-
	Telodrin	mg/kg	0.05		-	-	-	-	-	-	-
Radionuclides	Caesium-137	Bq/kg	1.4		-	-	-	-	-	-	-
	Protactinium-234m	Bq/kg	140		-	-	-	-	-	-	-
	Americium-241	Bq/g	0.0022		-	-	-	-	-	-	-
	Beryllium-7	Bq/g	0.016		-	-	-	-	-	-	-
	Cobalt-60	Bq/g	0.0015		-	-	-	-	-	-	-
	Gross alpha	Bq/kg	54		-	-	-	-	-	-	-
	Gross beta	Bq/kg	87		-	-	-	-	-	-	-
	Lead-210	Bq/kg	22		-	-	-	-	-	-	-
	Potassium-40	Bq/kg	2		-	-	-	-	-	-	-
	Radium -224	Bq/g	0.022		-	-	-	-	-	-	-
	Radium-226	Bq/g	0.0005		-	-	-	-	-	-	-
	Thorium-228	Bq/g	0.0005		-	-	-	-	-	-	-
	Thorium-230	Bq/g	0.0005		-	-	-	-	-	-	-
	Thorium-232	Bq/g	0.0005		-	-	-	-	-	-	-
	Thorium-234	Bq/g	0.025		-	-	-	-	-	-	-
	Uranium-234	Bq/g	0.0005		-	-	-	-	-	-	-
	Uranium-235	Bq/g	0.0005		-	-	-	-	-	-	-
SVOC TIC	SVOC TICS - Detect	Detect			-	-	0	0	0	0	-
	SVOC Tentatively Identified Compounds	mg/kg	0.1		-	-	<1	<1	<1	<1	-
VOC TIC	VOC Tentatively Identified Compounds	mg/kg	0.05		-	-	-	-	-	-	-
Explosives	2,2,4,4,6,6-Hexanitrostilbene	mg/kg			-	-	-	-	-	-	-
	2,4,6-Trinitrotoluene (TNT)	mg/kg		130	-	-	-	-	-	-	-
	2,4,6-trinitrophenyl	mg/kg			-	-	-	-	-	-	-
	HMX	mg/kg		13000	-	-	-	-	-	-	-
	Ethylene glycol dinitrate	mg/kg			-	-	-	-	-	-	-
	Nitrocellulose (12% N)	mg/kg			-	-	-	-	-	-	-
	Nitroglycerine	mg/kg			-	-	-	-	-	-	-
	PETN	mg/kg			-	-	-	-	-	-	-
	RDX	mg/kg		26000	-	-	-	-	-	-	-
	Tetryl	mg/kg			-	-	-	-	-	-	-
NA	Actinium-228	Bq/kg	2		-	-	-	-	-	-	-
	Caesium-134	Bq/kg	1.7		-	-	-	-	-	-	-
	Bismuth-212	Bq/kg	19		-	-	-	-	-	-	-
	Bismuth-214	Bq/kg	2		-	-	-	-	-	-	-
	Lead-212	Bq/kg	2		-	-	-	-	-	-	-
	Lead-214	Bq/kg	2		-	-	-	-	-	-	-
	Thallium-208	Bq/kg	2		-	-	-	-	-	-	-
Other	Temperature	°C			20.2	19.5	17.6	17.5	17	17.4	19.1
	Conductivity @ 20oC	uS/cm	14		209 - 268	103 - 105	232 - 247	221 - 226	195 - 212	174 - 177	205 - 276
	Organic Matter	%	0.35		-	-	-	-	-	-	-
	Moisture Content (dried @35oC)	%			9.4	17	28	13	8.9	11	8.2
	pH (Lab)	pH Units	1		8.28 - 8.82	8.3 - 8.93	8.06 - 8.57	8.35 - 8.63	8.41 - 8.59	8.34 - 8.88	8.12 - 9.17
	Total Organic Carbon	%	0.2		0.947	<0.2	1.76	0.718	0.339	<0.2	1.1

Environmental Standards Comments
#1:GAC is only presented as speciated chromium. 7.7mg/kg is used for hexavalent. If hexavalent chromium (CrVI) data is available, a value of 1,500mg/kg may be appropriate for the remaining trivalent chromium (CrIII).
#2:C4SL for lead adopted
#3:GAC only presented as speciated mercury. 16mg/kg is used for elemental mercury. If the CSM indicates that elemental mercury is not a CoC and mercury is present in an inorganic form, a value of 120mg/kg for inorganic mercury may be appropriate
#4:Updated S4UL for nickel
#5:S4UL exceeds solubility saturation limit
#6:Criteria derived for Ali>C16-C35 split between Ali>C16-21 & Ali>C21-35. Requires summation of fractions to use Ali>C16-C35 criteria.
#7:Criteria presented is for p-xylene. A separate value is presented for o-xylene.
#8:S4UL based on a threshold protective of direct skin contact with phenol

Key

<0.6	Result MDL exceeds GAC
27.8	Result exceeds GAC

Notes
Where a range is given a determinand has been analysed for by more than one method

				Location Code	TP03007	TP03007	TP03007	TP03008	TP03008	TP03008	TP04001
				Sample Depth Range	0.05-0.15	0.35-0.45	1.7-1.8	0.05-0.15	0.5-0.6	3.55-3.6	0.05-0.1
				Sampled Date Time	26/09/2019	26/09/2019	26/09/2019	30/09/2019	30/09/2019	30/09/2019	07/10/2019
				LQM S4UL Public Open Space (POS) Residential - 1% SOM (GAC)							
Chem_Group	**ChemName**	**output unit**	**EQL**								
Metals	Antimony	mg/kg	0.6		-	-	-	-	-	-	-
	Arsenic	mg/kg	0.6	79	12.3	6.74	7.91	8.31	8.81	7.24	11
	Barium	mg/kg	0.6	-	-	-	-	-	-	-	-
	Beryllium	mg/kg	0.01	2.2	-	-	-	-	-	-	-
	Boron	mg/kg	1	21000	1.22	1.32	1.29	1.23	1.43	<1	3.29
	Cadmium	mg/kg	0.02	120	0.805	0.538	0.245	0.604	0.571	0.356	0.319
	Chromium (hexavalent)	mg/kg	0.6	7.7	<0.6	<0.6	<0.6	<0.6	<0.6	<0.6	<0.6
	Chromium	mg/kg	0.9	#1	143	27.6	25.9	43.1	29.4	3.17	24.5
	Copper	mg/kg	1.4	12000	42.9	18	20.9	21.5	16	6.01	14.3
	Lead	mg/kg	0.7	630[#2]	141	17	14.5	53.7	27.6	14.3	53.2
	Mercury	mg/kg	0.14	#3	2.02	<0.14	<0.14	<0.14	<0.14	<0.14	<0.14
	Molybdenum	mg/kg	0.1		-	-	-	-	-	-	-
	Nickel	mg/kg	0.2	230[#4]	22.2	19.2	35.9	22.4	24.1	13.3	17.7
	Selenium	mg/kg	1	1100	<1	<1	<1	<1	<1	<1	<1
	Vanadium	mg/kg	0.2	2000	-	-	-	-	-	-	-
	Zinc	mg/kg	1.9	81000	171	72.4	79.8	94.3	82	26.8	83.1
Asbestos	Anthophyllite	Detect			0	0	0	0	0	0	0
	Asbestos Analysts Comments	-			-	-	-	-	-	-	-
	Asbestos PCOM Quantification	%	0.001		-	-	-	-	-	-	-
	Asbestos Quantification Total	%	0.001		-	-	-	-	-	-	-
	Asbestos: Actinolite	Detect			0	0	0	0	0	0	0
	Additional Asbestos Components (Using TM048)	Comment			-	-	-	-	-	-	-
	Crocidolite Asbestos	Detect			0	0	0	0	0	0	0
	Asbestos Gravimetric Quantification	%	0.001		-	-	-	-	-	-	-
	Chrysotile Asbestos	Detect			0	0	0	0	0	0	0
	Amosite Asbestos	Detect			0	0	0	0	0	0	0
	Non-Asbestos Fibre	Detect			0	0	0	0	0	0	0
	Tremolite	Detect			0	0	0	0	0	0	0
Inorganics	Alkalinity (total) as CaCO3	mg/kg	10		-	-	-	-	-	-	-
	Ammoniacal Nitrogen as N	mg/kg	12		-	-	-	-	-	-	-
	Cyanide (Free)	mg/kg	1		<1	<1	<1	<1	<1	<1	<1
	Cyanide Total	mg/kg	1		<1	<1	<1	<1	<1	<1	<1
	cyanides-complex	mg/kg	1		<1	<1	<1	<1	<1	<1	<1
	Nitrite (as N)	mg/kg	0.03		-	-	-	-	-	-	-
	Sulphate	mg/kg	200		-	-	-	-	-	-	-
PAH	Naphthalene	mg/kg	0.009	4900	0.0203	<0.009	<0.009	<0.009	<0.009	<0.009	0.0325
	Acenaphthene	mg/kg	0.008	15000	<0.008	<0.008	<0.008	<0.008	<0.008	<0.008	0.148
	Acenaphthylene	mg/kg	0.012	15000	0.0292	<0.012	<0.012	<0.012	<0.012	<0.012	0.129
	Fluoranthene	mg/kg	0.017	3100	0.397	<0.017	<0.017	0.0431	<0.017	<0.017	3.36
	Anthracene	mg/kg	0.016	74000	0.0341	<0.016	<0.016	<0.016	<0.016	<0.016	0.565
	Phenanthrene	mg/kg	0.015	3100	0.166	<0.015	<0.015	<0.015	<0.015	<0.015	1.56
	Fluorene	mg/kg	0.01	9900	<0.01	<0.01	<0.01	<0.01	<0.01	<0.01	0.132
	Chrysene	mg/kg	0.01	57	0.181	<0.01	<0.01	0.0191	<0.01	<0.01	1.39
	Pyrene	mg/kg	0.015	7400	0.338	<0.015	<0.015	0.0377	<0.015	<0.015	2.9
	Benzo(a)anthracene	mg/kg	0.014	29	0.191	<0.014	<0.014	0.0224	<0.014	<0.014	1.64
	Benzo(b)fluoranthene	mg/kg	0.015	7.1	0.236	<0.015	<0.015	0.0291	<0.015	<0.015	1.78
	Benzo(k)fluoranthene	mg/kg	0.014	190	0.0897	<0.014	<0.014	<0.014	<0.014	<0.014	0.705
	Benzo(a)pyrene	mg/kg	0.015	5.7	0.207	<0.015	<0.015	0.0259	<0.015	<0.015	1.52
	Dibenz(a,h)anthracene	mg/kg	0.023	0.57	<0.023	<0.023	<0.023	<0.023	<0.023	<0.023	0.188
	Benzo(g,h,i)perylene	mg/kg	0.024	640	0.162	<0.024	<0.024	<0.024	<0.024	<0.024	1.06
	Indeno(1,2,3-c,d)pyrene	mg/kg	0.018	82	0.178	<0.018	<0.018	0.0213	<0.018	<0.018	1.11
	PAH 16 Total	mg/kg	0.118		2.23	<0.118	<0.118	0.199	<0.118	<0.118	18.2
TPH CWG	>C5-C6 Aliphatics	mg/kg	0.01	(sol)570000[#5]	-	-	-	-	-	-	-
	>C6-C8 Aliphatics	mg/kg	0.01	600000	-	-	-	-	-	-	-
	>C10-C44 Aliphatics	mg/kg	5		-	-	-	-	-	-	-
	>C10-C44 Aliphatics/Aromatics	mg/kg	10		-	-	-	-	-	-	-
	>C8-C10 Aliphatics	mg/kg	0.01	13000	-	-	-	-	-	-	-
	>C10-C12 Aliphatics	mg/kg	0.01	13000	-	-	-	-	-	-	-
	>C12-C16 Aliphatics	mg/kg	0.1	13000	-	-	-	-	-	-	-
	>C16-C21 Aliphatics	mg/kg	0.1	125000[#6]	-	-	-	-	-	-	-
	>C21-C35 Aliphatics	mg/kg	0.1	125000[#6]	-	-	-	-	-	-	-
	>C35-C44 Aliphatics	mg/kg	0.1	250000	-	-	-	-	-	-	-
	>C5-C10 Aliphatics	mg/kg	0.05		-	-	-	-	-	-	-
	Total Aliphatics >C12-C44	mg/kg	0.1		-	-	-	-	-	-	-
	>EC5-EC10 Aromatics	mg/kg	0.05		-	-	-	-	-	-	-
	>EC6-EC7 Aromatics	mg/kg	0.01		-	-	-	-	-	-	-
	>EC7-EC8 Aromatics	mg/kg	0.01	56000	-	-	-	-	-	-	-
	>EC8-EC10 Aromatics	mg/kg	0.01	5000	-	-	-	-	-	-	-
	>EC10-EC12 Aromatics	mg/kg	0.01	5000	-	-	-	-	-	-	-
	>EC10-EC44 Aromatics	mg/kg	5		-	-	-	-	-	-	-
	>EC12-EC16 Aromatics	mg/kg	0.1	5100	-	-	-	-	-	-	-
	>EC16-EC21 Aromatics	mg/kg	0.1	3800	-	-	-	-	-	-	-
	>EC21-EC35 Aromatics	mg/kg	0.1	3800	-	-	-	-	-	-	-
	>EC35-EC44 Aromatics	mg/kg	0.1	3800	-	-	-	-	-	-	-
	>EC40-EC44 Aromatics	mg/kg	0.1		-	-	-	-	-	-	-
	>EC12-EC44 Aromatics	mg/kg	0.1		-	-	-	-	-	-	-
	TPH Aliphatics & Aromatics >C5-44	mg/kg	0.1		-	-	-	-	-	-	-
TPH	>C5-C6	mg/kg	0.02		<0.02	<0.02	<0.02	<0.02	<0.02	<0.02	<0.02

				Location_Code	TP03007	TP03007	TP03007	TP03008	TP03008	TP03008	TP04001
				Sample_Depth_Range	0.05-0.15	0.35-0.45	1.7-1.8	0.05-0.15	0.5-0.6	3.55-3.6	0.05-0.1
				Sampled_Date_Time	26/09/2019	26/09/2019	26/09/2019	30/09/2019	30/09/2019	30/09/2019	07/10/2019
			LQM S4UL Public Open Space (POS) Residential - 1% SOM (GAC)								
Chem_Group	**ChemName**	**output unit**	**EQL**								
	>C6-C7	mg/kg	0.02		<0.02	<0.02	<0.02	<0.02	<0.02	<0.02	<0.02
	>C7-C8	mg/kg	0.02		<0.02	<0.02	<0.02	<0.02	<0.02	<0.02	<0.02
	>C8-C10	mg/kg	0.02		<0.02	<0.02	<0.02	<0.02	<0.02	<0.02	<0.02
	>C10-C12	mg/kg	0.02		<0.02	<0.02	<0.02	<0.02	<0.02	<0.02	<0.02
	>C12-C16	mg/kg	35		<35	<35	<35	<35	<35	<35	<35
	>C16-C21	mg/kg	35		<35	<35	<35	<35	<35	<35	<35
	>C21-C28	mg/kg	35		<35	<35	<35	<35	<35	<35	60.5
	>C28-C35	mg/kg	35		<35	<35	<35	<35	<35	<35	70.4
	>C35-C40	mg/kg	35		<35	<35	<35	<35	<35	<35	<35
	GRO >C5-10	mg/kg	0.02		-	-	-	-	-	-	-
	TPH >C6-C40	mg/kg	10		-	-	-	-	-	-	-
	EPH>C5-40	mg/kg	35		45.4	<35	<35	<35	<35	<35	206
	EPH >C10-40	mg/kg	35		45.4	<35	<35	<35	<35	<35	206
	GRO >C5-12	mg/kg	0.1		<0.1	<0.1	<0.1	<0.1	<0.1	<0.1	<0.1
	Total Petroleum Hydrocarbons	mg/kg	35		-	-	-	-	-	-	-
BTEX and MTBE	Benzene	mg/kg	0.009	72	<0.09	<0.009	<0.009	<0.009	<0.009	<0.009	<0.18
	Toluene	mg/kg	0.007	56000	<0.07	<0.007	<0.007	<0.007	<0.007	<0.007	<0.14
	Ethylbenzene	mg/kg	0.004	24000	<0.04	<0.004	<0.004	<0.004	<0.004	<0.004	<0.08
	Xylene (m & p)	mg/kg	0.01	41000[#7]	<0.1	<0.01	<0.01	<0.01	<0.01	<0.01	<0.2
	Xylene (o)	mg/kg	0.01	41000	<0.1	<0.01	<0.01	<0.01	<0.01	<0.01	<0.2
	Xylene Total	mg/kg	0.02		-	-	-	-	-	-	-
	MTBE	mg/kg	0.01		<0.1	<0.01	<0.01	<0.01	<0.01	<0.01	<0.2
	Total BTEX	mg/kg	0.04		<0.4	<0.04	<0.04	<0.04	<0.04	<0.04	<0.8
VOC	Styrene	mg/kg	0.01		-	-	-	-	-	-	-
	cis-1,3-dichloropropene	mg/kg	0.01		-	-	-	-	-	-	-
	trans-1,3-dichloropropene	mg/kg	0.01		-	-	-	-	-	-	-
	1,1,1,2-tetrachloroethane	mg/kg	0.01	1400	-	-	-	-	-	-	-
	1,1,1-trichloroethane	mg/kg	0.007	140000	-	-	-	-	-	-	-
	1,1,2,2-tetrachloroethane	mg/kg	0.01	1400	-	-	-	-	-	-	-
	1,1,2-trichloroethane	mg/kg	0.01		-	-	-	-	-	-	-
	1,1-dichloroethane	mg/kg	0.008		-	-	-	-	-	-	-
	1,1-dichloroethene	mg/kg	0.01		-	-	-	-	-	-	-
	1,1-dichloropropene	mg/kg	0.01		-	-	-	-	-	-	-
	1,2,3-trichloropropane	mg/kg	0.016		-	-	-	-	-	-	-
	1,2,4-trimethylbenzene	mg/kg	0.009		-	-	-	-	-	-	-
	1,2-dibromo-3-chloropropane	mg/kg	0.014		-	-	-	-	-	-	-
	1,2-dibromoethane	mg/kg	0.01		-	-	-	-	-	-	-
	1,2-dichloroethane	mg/kg	0.005	29	-	-	-	-	-	-	-
	1,2-dichloropropane	mg/kg	0.01		-	-	-	-	-	-	-
	1,3,5-trimethylbenzene	mg/kg	0.008		-	-	-	-	-	-	-
	1,3-dichloropropane	mg/kg	0.007		-	-	-	-	-	-	-
	2,2-dichloropropane	mg/kg	0.01		-	-	-	-	-	-	-
	2-chlorotoluene	mg/kg	0.009		-	-	-	-	-	-	-
	4-chlorotoluene	mg/kg	0.01		-	-	-	-	-	-	-
	Bromobenzene	mg/kg	0.01		-	-	-	-	-	-	-
	Bromochloromethane	mg/kg	0.01		-	-	-	-	-	-	-
	Bromodichloromethane	mg/kg	0.007		-	-	-	-	-	-	-
	Bromoform	mg/kg	0.01		-	-	-	-	-	-	-
	Bromomethane	mg/kg	0.01		-	-	-	-	-	-	-
	Carbon disulfide	mg/kg	0.007	11000	-	-	-	-	-	-	-
	Carbon tetrachloride	mg/kg	0.01	890	-	-	-	-	-	-	-
	Chlorodibromomethane	mg/kg	0.01		-	-	-	-	-	-	-
	Chloroethane	mg/kg	0.01		-	-	-	-	-	-	-
	Chloroform	mg/kg	0.008	2500	-	-	-	-	-	-	-
	Chloromethane	mg/kg	0.007		-	-	-	-	-	-	-
	cis-1,2-dichloroethene	mg/kg	0.006		-	-	-	-	-	-	-
	Dibromomethane	mg/kg	0.009		-	-	-	-	-	-	-
	Dichlorodifluoromethane	mg/kg	0.006		-	-	-	-	-	-	-
	Dichloromethane	mg/kg	0.01		-	-	-	-	-	-	-
	Isopropylbenzene	mg/kg	0.005		-	-	-	-	-	-	-
	n-butylbenzene	mg/kg	0.011		-	-	-	-	-	-	-
	n-propylbenzene	mg/kg	0.01		-	-	-	-	-	-	-
	p-isopropyltoluene	mg/kg	0.01		-	-	-	-	-	-	-
	sec-butylbenzene	mg/kg	0.01		-	-	-	-	-	-	-
	Trichloroethene	mg/kg	0.009	120	-	-	-	-	-	-	-
	tert-butylbenzene	mg/kg	0.014		-	-	-	-	-	-	-
	Tetrachloroethene	mg/kg	0.005	1400	-	-	-	-	-	-	-
	trans-1,2-dichloroethene	mg/kg	0.01		-	-	-	-	-	-	-
	Trichlorofluoromethane	mg/kg	0.006		-	-	-	-	-	-	-
	Vinyl chloride	mg/kg	0.006	3.5	-	-	-	-	-	-	-
	tert-Amyl methyl ether	mg/kg	0.01		-	-	-	-	-	-	-
VOC/SVOC	1,2,3-trichlorobenzene	mg/kg	0.02	1800	-	-	-	-	-	-	-
	1,2,4-trichlorobenzene	mg/kg	0.02	15000	-	-	-	-	-	-	-
	1,2-dichlorobenzene	mg/kg	0.01	90000	-	-	-	-	-	-	-
	1,3,5-Trichlorobenzene	mg/kg	0.02	1700	-	-	-	-	-	-	-
	1,3-dichlorobenzene	mg/kg	0.008	300	-	-	-	-	-	-	-
	1,4-dichlorobenzene	mg/kg	0.005	17000	-	-	-	-	-	-	-

				Location_Code	TP03007	TP03007	TP03007	TP03008	TP03008	TP03008	TP04001
				Sample_Depth_Range	0.05-0.15	0.35-0.45	1.7-1.8	0.05-0.15	0.5-0.6	3.55-3.6	0.05-0.1
				Sampled_Date_Time	26/09/2019	26/09/2019	26/09/2019	30/09/2019	30/09/2019	30/09/2019	07/10/2019
				LQM S4UL Public Open Space (POS) Residential - 1% SOM (GAC)							
Chem_Group	**ChemName**	**output unit**	**EQL**								
	Chlorobenzene	mg/kg	0.005	11000	-	-	-	-	-	-	-
	Hexachlorobutadiene	mg/kg	0.02	25	-	-	-	-	-	-	-
SVOC	4-bromophenyl phenyl ether	mg/kg	0.1		-	-	-	-	-	-	-
	4-nitroaniline	mg/kg	0.1		-	-	-	-	-	-	-
	4-nitrophenol	mg/kg	0.1		-	-	-	-	-	-	-
	2,4,5-trichlorophenol	mg/kg	0.1		-	-	-	-	-	-	-
	2,4,6-trichlorophenol	mg/kg	0.1		-	-	-	-	-	-	-
	2,4-dichlorophenol	mg/kg	0.1		-	-	-	-	-	-	-
	2,4-dimethylphenol	mg/kg	0.1		-	-	-	-	-	-	-
	2,4-dinitrotoluene	mg/kg	0.1		-	-	-	-	-	-	-
	2,6-dinitrotoluene	mg/kg	0.1		-	-	-	-	-	-	-
	2-chloronaphthalene	mg/kg	0.1		-	-	-	-	-	-	-
	2-chlorophenol	mg/kg	0.1		-	-	-	-	-	-	-
	2-methylnaphthalene	mg/kg	0.1		-	-	-	-	-	-	-
	2-methylphenol	mg/kg	0.1		-	-	-	-	-	-	-
	2-nitroaniline	mg/kg	0.1		-	-	-	-	-	-	-
	2-nitrophenol	mg/kg	0.1		-	-	-	-	-	-	-
	3-nitroaniline	mg/kg	0.1		-	-	-	-	-	-	-
	4-chloro-3-methylphenol	mg/kg	0.1		-	-	-	-	-	-	-
	4-chloroaniline	mg/kg	0.1		-	-	-	-	-	-	-
	4-chlorophenyl phenyl ether	mg/kg	0.1		-	-	-	-	-	-	-
	4-methylphenol	mg/kg	0.1		-	-	-	-	-	-	-
	Azobenzene	mg/kg	0.1		-	-	-	-	-	-	-
	Bis(2-chloroethoxy) methane	mg/kg	0.1		-	-	-	-	-	-	-
	Bis(2-chloroethyl)ether	mg/kg	0.1		-	-	-	-	-	-	-
	Bis(2-chloroisopropyl) ether	mg/kg	0.1		-	-	-	-	-	-	-
	Bis(2-ethylhexyl) phthalate	mg/kg	0.1		-	-	-	-	-	-	-
	Butyl benzyl phthalate	mg/kg	0.1		-	-	-	-	-	-	-
	Carbazole	mg/kg	0.1		-	-	-	-	-	-	-
	Dibenzofuran	mg/kg	0.1		-	-	-	-	-	-	-
	Diethylphthalate	mg/kg	0.1		-	-	-	-	-	-	-
	Dimethyl phthalate	mg/kg	0.1		-	-	-	-	-	-	-
	Di-n-butyl phthalate	mg/kg	0.1		-	-	-	-	-	-	-
	Di-n-octyl phthalate	mg/kg	0.1		-	-	-	-	-	-	-
	Hexachlorobenzene	mg/kg	0.05	16	-	-	-	-	-	-	-
	Hexachlorocyclopentadiene	mg/kg	0.1		-	-	-	-	-	-	-
	Hexachloroethane	mg/kg	0.1		-	-	-	-	-	-	-
	Isophorone	mg/kg	0.1		-	-	-	-	-	-	-
	Nitrobenzene	mg/kg	0.1		-	-	-	-	-	-	-
	N-nitrosodi-n-propylamine	mg/kg	0.1		-	-	-	-	-	-	-
	Pentachloronitrobenzene	mg/kg	0.05		-	-	-	-	-	-	-
	Pentachlorophenol	mg/kg	0.1	60	-	-	-	-	-	-	-
PCB	Heptachlorobiphenyl, 2,3,3,4,4,5,5- (PCB 189)	mg/kg	0.003		-	-	-	-	-	-	-
	Hexachlorobiphenyl, 2,3,3,4,4,5- (PCB 156)	mg/kg	0.003		-	-	-	-	-	-	-
	Hexachlorobiphenyl, 2,3,3,4,4,5- (PCB 157)	mg/kg	0.003		-	-	-	-	-	-	-
	Hexachlorobiphenyl, 2,3,4,4,5,5- (PCB 167)	mg/kg	0.003		-	-	-	-	-	-	-
	Hexachlorobiphenyl, 3,3,4,4,5,5- (PCB 169)	mg/kg	0.003		-	-	-	-	-	-	-
	PCB 101	mg/kg	0.003		-	-	-	-	-	-	-
	PCB 118	mg/kg	0.003		-	-	-	-	-	-	-
	PCB 138	mg/kg	0.003		-	-	-	-	-	-	-
	PCB 153	mg/kg	0.003		-	-	-	-	-	-	-
	PCB 180	mg/kg	0.003		-	-	-	-	-	-	-
	PCB 28	mg/kg	0.003		-	-	-	-	-	-	-
	PCB 52	mg/kg	0.003		-	-	-	-	-	-	-
	Pentachlorobiphenyl, 2,3,3,4,4- (PCB 105)	mg/kg	0.003		-	-	-	-	-	-	-
	Pentachlorobiphenyl, 2,3,4,4,5- (PCB 114)	mg/kg	0.003		-	-	-	-	-	-	-
	Pentachlorobiphenyl, 2,3,4,4,5- (PCB 123)	mg/kg	0.003		-	-	-	-	-	-	-
	Pentachlorobiphenyl, 3,3,4,4,5- (PCB 126)	mg/kg	0.003		-	-	-	-	-	-	-
	Tetrachlorobiphenyl, 3,3,4,4- (PCB 77)	mg/kg	0.003		-	-	-	-	-	-	-
	Tetrachlorobiphenyl, 3,4,4,5- (PCB 81)	mg/kg	0.003		-	-	-	-	-	-	-
	Total PCB 7 Congeners	mg/kg	0.021		-	-	-	-	-	-	-
	Total PCB WHO 12	mg/kg	0.036		-	-	-	-	-	-	-
Phenolics	Xylenols	mg/kg	0.015		<0.015	<0.015	<0.015	<0.015	<0.015	<0.015	<0.015
	Cresol Total	mg/kg	0.01		0.0238	<0.01	<0.01	<0.01	<0.01	<0.01	<0.01
	Phenol	mg/kg	0.01	(dir)760[f8]	0.0119	<0.01	<0.01	<0.01	<0.01	<0.01	0.0139
	Phenols Monohydric	mg/kg	0.035		<0.035	<0.035	<0.035	<0.035	<0.035	<0.035	<0.035
Organotins	Dibutyltin	mg/kg			-	-	-	-	-	-	-
	Monophenyltin	mg/kg			-	-	-	-	-	-	-
	Diphenyltin	mg/kg			-	-	-	-	-	-	-
	Monobutyltin	mg/kg			-	-	-	-	-	-	-
	Tetrabutyltin	mg/kg			-	-	-	-	-	-	-
	Tributyltin	mg/kg			-	-	-	-	-	-	-
	Triphenyltin	mg/kg			-	-	-	-	-	-	-
Pesticides	Heptachlor epoxide	mg/kg	0.05		-	-	-	-	-	-	-
	Tecnazene	mg/kg	0.05		-	-	-	-	-	-	-
	2,4,5-TP (Silvex)	mg/kg			-	-	-	-	-	-	-
	Hedonal	mg/kg			-	-	-	-	-	-	-

				Location_Code	TP03007	TP03007	TP03007	TP03008	TP03008	TP03008	TP04001
				Sample_Depth_Range	0.05-0.15	0.35-0.45	1.7-1.8	0.05-0.15	0.5-0.6	3.55-3.6	0.05-0.1
				Sampled_Date_Time	26/09/2019	26/09/2019	26/09/2019	30/09/2019	30/09/2019	30/09/2019	07/10/2019
			LQM S4UL Public Open Space (POS) Residential - 1% SOM (GAC)								
Chem_Group	**ChemName**	**output unit**	**EQL**								
	2,4-DDT	mg/kg	0.05		-	-	-	-	-	-	-
	2,4-Dichlorprop	mg/kg			-	-	-	-	-	-	-
	4-(2,4-Dichlorophenoxy)butyric Acid (2,4-DB)	mg/kg			-	-	-	-	-	-	-
	4,4-DDE	mg/kg	0.05		-	-	-	-	-	-	-
	a-BHC	mg/kg	0.05	24	-	-	-	-	-	-	-
	Aldrin	mg/kg	0.05	18	-	-	-	-	-	-	-
	Atrazine	mg/kg	0.05	1200	-	-	-	-	-	-	-
	Azinophos methyl	mg/kg	0.05		-	-	-	-	-	-	-
	b-BHC	mg/kg	0.05	8.1	-	-	-	-	-	-	-
	Bentazone	mg/kg			-	-	-	-	-	-	-
	Chlordane (cis)	mg/kg	0.05		-	-	-	-	-	-	-
	Chlordane (trans)	mg/kg	0.05		-	-	-	-	-	-	-
	Chlorfenvinphos	mg/kg	0.05		-	-	-	-	-	-	-
	Chlorotoluron	mg/kg			-	-	-	-	-	-	-
	Chlorpyrifos-methyl	mg/kg	0.05		-	-	-	-	-	-	-
	Cyanazine	mg/kg			-	-	-	-	-	-	-
	d-BHC	mg/kg	0.05		-	-	-	-	-	-	-
	DDD	mg/kg	0.05		-	-	-	-	-	-	-
	DDT	mg/kg	0.05		-	-	-	-	-	-	-
	Chlorothalonil	mg/kg	0.05		-	-	-	-	-	-	-
	Diazinon	mg/kg	0.05		-	-	-	-	-	-	-
	Dichlorvos	mg/kg	0.05	16	-	-	-	-	-	-	-
	Dieldrin	mg/kg	0.05	18	-	-	-	-	-	-	-
	Dimethoate	mg/kg	0.05		-	-	-	-	-	-	-
	Disulfoton	mg/kg	0.05		-	-	-	-	-	-	-
	Diuron	mg/kg			-	-	-	-	-	-	-
	Endosulfan I	mg/kg	0.05	1200	-	-	-	-	-	-	-
	Endosulfan II	mg/kg	0.05		-	-	-	-	-	-	-
	Endosulfan sulphate	mg/kg	0.05		-	-	-	-	-	-	-
	Endrin	mg/kg	0.05		-	-	-	-	-	-	-
	Fenitrothion	mg/kg	0.05		-	-	-	-	-	-	-
	Fenthion	mg/kg	0.05		-	-	-	-	-	-	-
	Fluroxypyr	mg/kg			-	-	-	-	-	-	-
	g-BHC (Lindane)	mg/kg	0.05	8.2	-	-	-	-	-	-	-
	Heptachlor	mg/kg	0.05		-	-	-	-	-	-	-
	Isodrin	mg/kg	0.05		-	-	-	-	-	-	-
	Isoproturon	mg/kg			-	-	-	-	-	-	-
	Linuron	mg/kg			-	-	-	-	-	-	-
	Malathion	mg/kg	0.05		-	-	-	-	-	-	-
	2-Methyl-4-chlorophenoxyacetic acid	mg/kg			-	-	-	-	-	-	-
	2-Methyl-4-Chlorophenoxy Butanoic Acid	mg/kg			-	-	-	-	-	-	-
	Mecoprop	mg/kg			-	-	-	-	-	-	-
	Methoxychlor	mg/kg	0.05		-	-	-	-	-	-	-
	Methyl parathion	mg/kg	0.05		-	-	-	-	-	-	-
	Mevinphos (Phosdrin)	mg/kg	0.05		-	-	-	-	-	-	-
	Nitroguanidine	mg/kg			-	-	-	-	-	-	-
	o,p-DDD	mg/kg	0.05		-	-	-	-	-	-	-
	o,p'-DDE	mg/kg	0.05		-	-	-	-	-	-	-
	o,p-Methoxychlor	mg/kg	0.05		-	-	-	-	-	-	-
	Parathion	mg/kg	0.05		-	-	-	-	-	-	-
	Pendimethalin	mg/kg	0.05		-	-	-	-	-	-	-
	Permethrin	mg/kg	0.05		-	-	-	-	-	-	-

				Location Code	TP03007	TP03007	TP03007	TP03008	TP03008	TP03008	TP04001
				Sample Depth Range	0.05-0.15	0.35-0.45	1.7-1.8	0.05-0.15	0.5-0.6	3.55-3.6	0.05-0.1
				Sampled Date Time	26/09/2019	26/09/2019	26/09/2019	30/09/2019	30/09/2019	30/09/2019	07/10/2019
				LQM S4UL Public Open Space (POS) Residential - 1% SOM (GAC)							
Chem_Group	**ChemName**	**output unit**	**EQL**								
	Permethrin II	mg/kg	0.05		-	-	-	-	-	-	-
	Phorate	mg/kg	0.05		-	-	-	-	-	-	-
	Prometryn	mg/kg	0.05		-	-	-	-	-	-	-
	Pronamide	mg/kg	0.05		-	-	-	-	-	-	-
	Propazine	mg/kg	0.05		-	-	-	-	-	-	-
	Simazine	mg/kg	0.05		-	-	-	-	-	-	-
	Terbutryn	mg/kg	0.05		-	-	-	-	-	-	-
	Terbutylazine	mg/kg	0.05		-	-	-	-	-	-	-
	Triadimefon	mg/kg	0.05		-	-	-	-	-	-	-
	Triallate	mg/kg	0.05		-	-	-	-	-	-	-
	Tricloovr	mg/kg			-	-	-	-	-	-	-
	Trifluralin	mg/kg	0.05		-	-	-	-	-	-	-
	Telodrin	mg/kg	0.05		-	-	-	-	-	-	-
Radionuclides	Caesium-137	Bq/kg	1.4		-	-	-	-	-	-	-
	Protactinium-234m	Bq/kg	140		-	-	-	-	-	-	-
	Americium-241	Bq/g	0.0022		-	-	-	-	-	-	-
	Beryllium-7	Bq/g	0.016		-	-	-	-	-	-	-
	Cobalt-60	Bq/g	0.0015		-	-	-	-	-	-	-
	Gross alpha	Bq/kg	54		-	-	-	-	-	-	-
	Gross beta	Bq/kg	87		-	-	-	-	-	-	-
	Lead-210	Bq/kg	22		-	-	-	-	-	-	-
	Potassium-40	Bq/kg	2		-	-	-	-	-	-	-
	Radium -224	Bq/g	0.022		-	-	-	-	-	-	-
	Radium-226	Bq/g	0.0005		-	-	-	-	-	-	-
	Thorium-228	Bq/g	0.0005		-	-	-	-	-	-	-
	Thorium-230	Bq/g	0.0005		-	-	-	-	-	-	-
	Thorium-232	Bq/g	0.0005		-	-	-	-	-	-	-
	Thorium-234	Bq/g	0.025		-	-	-	-	-	-	-
	Uranium-234	Bq/g	0.0005		-	-	-	-	-	-	-
	Uranium-235	Bq/g	0.0005		-	-	-	-	-	-	-
SVOC TIC	SVOC TICS - Detect	Detect			-	-	-	-	-	-	-
	SVOC Tentatively Identified Compounds	mg/kg	0.1		-	-	-	-	-	-	-
VOC TIC	VOC Tentatively Identified Compounds	mg/kg	0.05		-	-	-	-	-	-	-
Explosives	2,2,4,4,6,6-Hexanitrostilbene	mg/kg			-	-	-	-	-	-	-
	2,4,6-Trinitrotoluene (TNT)	mg/kg		130	-	-	-	-	-	-	-
	2,4,6-trinitrophenyl	mg/kg			-	-	-	-	-	-	-
	HMX	mg/kg		13000	-	-	-	-	-	-	-
	Ethylene glycol dinitrate	mg/kg			-	-	-	-	-	-	-
	Nitrocellulose (12% N)	mg/kg			-	-	-	-	-	-	-
	Nitroglycerine	mg/kg			-	-	-	-	-	-	-
	PETN	mg/kg			-	-	-	-	-	-	-
	RDX	mg/kg		26000	-	-	-	-	-	-	-
	Tetryl	mg/kg			-	-	-	-	-	-	-
NA	Actinium-228	Bq/kg	2		-	-	-	-	-	-	-
	Caesium-134	Bq/kg	1.7		-	-	-	-	-	-	-
	Bismuth-212	Bq/kg	19		-	-	-	-	-	-	-
	Bismuth-214	Bq/kg	2		-	-	-	-	-	-	-
	Lead-212	Bq/kg	2		-	-	-	-	-	-	-
	Lead-214	Bq/kg	2		-	-	-	-	-	-	-
	Thallium-208	Bq/kg	2		-	-	-	-	-	-	-
Other	Temperature	°C			19.2	19.6	19.3	19.5	19.6	18.7	18.8
	Conductivity @ 20oC	uS/cm	14		401 - 403	179 - 183	242 - 257	206 - 222	191 - 225	191 - 199	1130 - 1150
	Organic Matter	%	0.35		-	-	-	-	-	-	-
	Moisture Content (dried @35oC)	%			16	9.4	13	11	12	18	28
	pH (Lab)	pH Units	1		7.87 - 8.56	8.37 - 8.6	8.3 - 8.59	8.23 - 8.5	8.44 - 8.64	8.58 - 8.8	7.55 - 8.61
	Total Organic Carbon	%	0.2		2.37	0.793	0.33	1.02	1.16	0.227	4.03

Environmental Standards Comments
#1:GAC is only presented as speciated chromium. 7.7mg/kg is used for hexavalent. If hexavalent chromium (CrVI) data is available, a value of 1,500mg/kg may be appropriate for the remaining trivalent chromium (CrIII).
#2:C4SL for lead adopted
#3:GAC only presented as speciated mercury. 16mg/kg is used for elemental mercury. If the CSM indicates that elemental mercury is not a CoC and mercury is present in an inorganic form, a value of 120mg/kg for inorganic mercury may be appropriate
#4:Updated S4UL for nickel
#5:S4UL exceeds solubility saturation limit
#6:Criteria derived for Ali>C16-C35 split between Ali>C16-21 & Ali>C21-35. Requires summation of fractions to use Ali>C16-C35 criteria.
#7:Criteria presented is for p-xylene. A separate value is presented for o-xylene.
#8:S4UL based on a threshold protective of direct skin contact with phenol

Key

<0.6	Result MDL exceeds GAC
27.8	Result exceeds GAC

Notes
Where a range is given a determinand has been analysed for by more than one method

				Location Code	TP04001	TP04002	TP04002	TP04002	TP04003	TP04003	TP04003
				Sample Depth Range	0.2-0.25	0.15-0.2	0.6-0.65	1.8-1.85	0.05-0.1	0.2-0.25	2-2.05
				Sampled Date Time	07/10/2019	02/10/2019	02/10/2019	02/10/2019	09/10/2019	09/10/2019	09/10/2019
				LQM S4UL Public Open Space (POS) Residential - 1% SOM (GAC)							
Chem_Group	**ChemName**	**output unit**	**EQL**								
Metals	Antimony	mg/kg	0.6		-	-	-	-	-	-	-
	Arsenic	mg/kg	0.6	79	19.9	18.9	16.9	5.36	11.4	13.5	7.76
	Barium	mg/kg	0.6		-	-	-	-	-	-	-
	Beryllium	mg/kg	0.01	2.2	-	-	-	-	-	-	-
	Boron	mg/kg	1	21000	3.13	2.44	2.49	<1	2.45	3.84	2.42
	Cadmium	mg/kg	0.02	120	<0.02	0.247	0.141	0.21	0.216	0.133	0.201
	Chromium (hexavalent)	mg/kg	0.6	7.7	<0.6	<0.6	<0.6	<0.6	<0.6	<0.6	<0.6
	Chromium	mg/kg	0.9	#1	24.5	30.3	32.1	12.4	28.1	31.3	16.2
	Copper	mg/kg	1.4	12000	9.89	21.2	15.6	8.87	14.5	13.5	27.2
	Lead	mg/kg	0.7	630#2	25.1	58.5	37.6	5.14	43.4	24.4	8.9
	Mercury	mg/kg	0.14	#3	<0.14	<0.14	<0.14	<0.14	<0.14	<0.14	<0.14
	Molybdenum	mg/kg	0.1		-	-	-	-	-	-	-
	Nickel	mg/kg	0.2	230#4	24.6	28.2	28.4	15.9	18	21.5	16.9
	Selenium	mg/kg	1	1100	<1	<1	<1	<1	<1	<1	<1
	Vanadium	mg/kg	0.2	2000	-	-	-	-	-	-	-
	Zinc	mg/kg	1.9	81000	77.8	124	109	32.2	84.6	80.2	30.9
Asbestos	Anthophyllite	Detect			0	0	0	0	0	0	0
	Asbestos Analysts Comments	-			-	-	-	-	-	-	-
	Asbestos PCOM Quantification	%	0.001		-	-	-	-	-	-	-
	Asbestos Quantification Total	%	0.001		-	-	-	-	-	-	-
	Asbestos: Actinolite	Detect			0	0	0	0	0	0	0
	Additional Asbestos Components (Using TM048)	Comment			-	-	-	-	-	-	-
	Crocidolite Asbestos	Detect			0	0	0	0	0	0	0
	Asbestos Gravimetric Quantification	%	0.001		-	-	-	-	-	-	-
	Chrysotile Asbestos	Detect			0	0	0	0	0	0	0
	Amosite Asbestos	Detect			0	0	0	0	0	0	0
	Non-Asbestos Fibre	Detect			0	0	0	0	0	0	0
	Tremolite	Detect			0	0	0	0	0	0	0
Inorganics	Alkalinity (total) as CaCO3	mg/kg	10		-	-	-	-	-	-	-
	Ammoniacal Nitrogen as N	mg/kg	12		-	-	-	-	-	-	-
	Cyanide (Free)	mg/kg	1		<1	<1	<1	<1	<1	<1	<1
	Cyanide Total	mg/kg	1		<1	<1	<1	<1	<1	<1	<1
	cyanides-complex	mg/kg	1		<1	<1	<1	<1	<1	<1	<1
	Nitrite (as N)	mg/kg	0.03		-	-	-	-	-	-	-
	Sulphate	mg/kg	200		-	-	-	-	-	-	-
PAH	Naphthalene	mg/kg	0.009	4900	<0.009	0.106	0.013	<0.009	<0.009	<0.009	<0.009
	Acenaphthene	mg/kg	0.008	15000	<0.008	0.267	0.0401	<0.008	<0.008	<0.008	<0.008
	Acenaphthylene	mg/kg	0.012	15000	<0.012	0.528	0.0604	<0.012	<0.012	<0.012	<0.012
	Fluoranthene	mg/kg	0.017	3100	0.0271	10.4	1.64	0.0368	0.578	0.0429	<0.017
	Anthracene	mg/kg	0.016	74000	<0.016	0.791	0.111	<0.016	<0.016	<0.016	<0.016
	Phenanthrene	mg/kg	0.015	3100	<0.015	3.66	0.536	<0.015	0.161	<0.015	<0.015
	Fluorene	mg/kg	0.01	9900	<0.01	0.168	0.0295	<0.01	<0.01	<0.01	<0.01
	Chrysene	mg/kg	0.01	57	<0.01	4.27	0.669	0.0152	0.26	0.0181	<0.01
	Pyrene	mg/kg	0.015	7400	0.025	8.95	1.42	0.0394	0.519	0.0378	<0.015
	Benzo(a)anthracene	mg/kg	0.014	29	<0.014	4.61	0.714	0.0185	0.281	0.0217	<0.014
	Benzo(b)fluoranthene	mg/kg	0.015	7.1	<0.015	4.69	0.971	0.0219	0.537	0.0361	<0.015
	Benzo(k)fluoranthene	mg/kg	0.014	190	<0.014	2.78	0.373	<0.014	0.123	<0.014	<0.014
	Benzo(a)pyrene	mg/kg	0.015	5.7	<0.015	5.74	0.908	0.0218	0.325	0.0198	<0.015
	Dibenz(a,h)anthracene	mg/kg	0.023	0.57	<0.023	0.692	0.103	<0.023	0.0367	<0.023	<0.023
	Benzo(g,h,i)perylene	mg/kg	0.024	640	<0.024	4.91	0.734	<0.024	0.244	<0.024	<0.024
	Indeno(1,2,3-c,d)pyrene	mg/kg	0.018	82	<0.018	5.46	0.697	<0.018	0.307	<0.018	<0.018
	PAH 16 Total	mg/kg	0.118		<0.118	58	9.02	0.154	3.37	0.176	<0.118
TPH CWG	>C5-C6 Aliphatics	mg/kg	0.01	(sol)570000#5	-	-	-	-	-	-	-
	>C6-C8 Aliphatics	mg/kg	0.01	600000	-	-	-	-	-	-	-
	>C10-C44 Aliphatics	mg/kg	5		-	-	-	-	-	-	-
	>C10-C44 Aliphatics/Aromatics	mg/kg	10		-	-	-	-	-	-	-
	>C8-C10 Aliphatics	mg/kg	0.01	13000	-	-	-	-	-	-	-
	>C10-C12 Aliphatics	mg/kg	0.01	13000	-	-	-	-	-	-	-
	>C12-C16 Aliphatics	mg/kg	0.1	13000	-	-	-	-	-	-	-
	>C16-C21 Aliphatics	mg/kg	0.1	125000#6	-	-	-	-	-	-	-
	>C21-C35 Aliphatics	mg/kg	0.1	125000#6	-	-	-	-	-	-	-
	>C35-C44 Aliphatics	mg/kg	0.1	250000	-	-	-	-	-	-	-
	>C5-C10 Aliphatics	mg/kg	0.05		-	-	-	-	-	-	-
	Total Aliphatics >C12-C44	mg/kg	0.1		-	-	-	-	-	-	-
	>EC5-EC10 Aromatics	mg/kg	0.05		-	-	-	-	-	-	-
	>EC6-EC7 Aromatics	mg/kg	0.01		-	-	-	-	-	-	-
	>EC7-EC8 Aromatics	mg/kg	0.01	56000	-	-	-	-	-	-	-
	>EC8-EC10 Aromatics	mg/kg	0.01	5000	-	-	-	-	-	-	-
	>EC10-EC12 Aromatics	mg/kg	0.01	5000	-	-	-	-	-	-	-
	>EC10-EC44 Aromatics	mg/kg	5		-	-	-	-	-	-	-
	>EC12-EC16 Aromatics	mg/kg	0.1	5100	-	-	-	-	-	-	-
	>EC16-EC21 Aromatics	mg/kg	0.1	3800	-	-	-	-	-	-	-
	>EC21-EC35 Aromatics	mg/kg	0.1	3800	-	-	-	-	-	-	-
	>EC35-EC44 Aromatics	mg/kg	0.1	3800	-	-	-	-	-	-	-
	>EC40-EC44 Aromatics	mg/kg	0.1		-	-	-	-	-	-	-
	>EC12-EC44 Aromatics	mg/kg	0.1		-	-	-	-	-	-	-
	TPH Aliphatics & Aromatics >C5-44	mg/kg	0.1		-	-	-	-	-	-	-
TPH	>C5-C6	mg/kg	0.02		<0.02	<0.02	<0.02	<0.02	<0.02	<0.02	<0.02

				Location Code	TP04001	TP04002	TP04002	TP04002	TP04003	TP04003	TP04003
				Sample Depth Range	0.2-0.25	0.15-0.2	0.6-0.65	1.8-1.85	0.05-0.1	0.2-0.25	2-2.05
				Sampled Date Time	07/10/2019	02/10/2019	02/10/2019	02/10/2019	09/10/2019	09/10/2019	09/10/2019
			LQM S4UL Public Open Space (POS) Residential - 1% SOM (GAC)								
Chem_Group	ChemName	output unit	EQL								
	>C6-C7	mg/kg	0.02		<0.02	<0.02	<0.02	<0.02	<0.02	<0.02	<0.02
	>C7-C8	mg/kg	0.02		<0.02	<0.02	<0.02	<0.02	<0.02	<0.02	<0.02
	>C8-C10	mg/kg	0.02		<0.02	<0.02	<0.02	<0.02	<0.02	<0.02	<0.02
	>C10-C12	mg/kg	0.02		<0.02	<0.02	<0.02	<0.02	<0.02	<0.02	<0.02
	>C12-C16	mg/kg	35		<35	<35	<35	<35	<35	<35	<35
	>C16-C21	mg/kg	35		<35	69	<35	<35	<35	<35	<35
	>C21-C28	mg/kg	35		<35	168	<35	<35	<35	<35	<35
	>C28-C35	mg/kg	35		<35	139	<35	<35	64.6	<35	<35
	>C35-C40	mg/kg	35		<35	70.2	<35	<35	<35	<35	<35
	GRO >C5-10	mg/kg	0.02		-	-	-	-	-	-	-
	TPH >C6-C40	mg/kg	10		-	-	-	-	-	-	-
	EPH>C5-40	mg/kg	35		39	456	78.2	<35	125	<35	<35
	EPH >C10-40	mg/kg	35		39	456	78.2	<35	125	<35	<35
	GRO >C5-12	mg/kg	0.1		<0.1	<0.1	<0.1	<0.1	<0.1	<0.1	<0.1
	Total Petroleum Hydrocarbons	mg/kg	35		-	-	-	-	-	-	-
BTEX and MTBE	Benzene	mg/kg	0.009	72	<0.009	<0.18	<0.009	<0.009	<0.009	<0.009	<0.009
	Toluene	mg/kg	0.007	56000	<0.007	<0.14	<0.007	<0.007	<0.007	<0.007	<0.007
	Ethylbenzene	mg/kg	0.004	24000	<0.004	<0.08	<0.004	<0.004	<0.004	<0.004	<0.004
	Xylene (m & p)	mg/kg	0.01	41000[#7]	<0.01	<0.2	<0.01	<0.01	<0.01	<0.01	<0.01
	Xylene (o)	mg/kg	0.01	41000	<0.01	<0.2	<0.01	<0.01	<0.01	<0.01	<0.01
	Xylene Total	mg/kg	0.02		-	-	-	-	-	-	-
	MTBE	mg/kg	0.01		<0.01	<0.2	<0.01	<0.01	<0.01	<0.01	<0.01
	Total BTEX	mg/kg	0.04		<0.04	<0.8	<0.04	<0.04	<0.04	<0.04	<0.04
VOC	Styrene	mg/kg	0.01		-	-	-	-	-	-	<0.01
	cis-1,3-dichloropropene	mg/kg	0.01		-	-	-	-	-	-	<0.01
	trans-1,3-dichloropropene	mg/kg	0.01		-	-	-	-	-	-	<0.01
	1,1,1,2-tetrachloroethane	mg/kg	0.01	1400	-	-	-	-	-	-	<0.01
	1,1,1-trichloroethane	mg/kg	0.007	140000	-	-	-	-	-	-	<0.007
	1,1,2,2-tetrachloroethane	mg/kg	0.01	1400	-	-	-	-	-	-	<0.01
	1,1,2-trichloroethane	mg/kg	0.01		-	-	-	-	-	-	<0.01
	1,1-dichloroethane	mg/kg	0.008		-	-	-	-	-	-	<0.008
	1,1-dichloroethene	mg/kg	0.01		-	-	-	-	-	-	<0.01
	1,1-dichloropropene	mg/kg	0.01		-	-	-	-	-	-	<0.01
	1,2,3-trichloropropane	mg/kg	0.016		-	-	-	-	-	-	<0.016
	1,2,4-trimethylbenzene	mg/kg	0.009		-	-	-	-	-	-	<0.009
	1,2-dibromo-3-chloropropane	mg/kg	0.014		-	-	-	-	-	-	<0.014
	1,2-dibromoethane	mg/kg	0.01		-	-	-	-	-	-	<0.01
	1,2-dichloroethane	mg/kg	0.005	29	-	-	-	-	-	-	<0.005
	1,2-dichloropropane	mg/kg	0.01		-	-	-	-	-	-	<0.01
	1,3,5-trimethylbenzene	mg/kg	0.008		-	-	-	-	-	-	<0.008
	1,3-dichloropropane	mg/kg	0.007		-	-	-	-	-	-	<0.007
	2,2-dichloropropane	mg/kg	0.01		-	-	-	-	-	-	<0.01
	2-chlorotoluene	mg/kg	0.009		-	-	-	-	-	-	<0.009
	4-chlorotoluene	mg/kg	0.01		-	-	-	-	-	-	<0.01
	Bromobenzene	mg/kg	0.01		-	-	-	-	-	-	<0.01
	Bromochloromethane	mg/kg	0.01		-	-	-	-	-	-	<0.01
	Bromodichloromethane	mg/kg	0.007		-	-	-	-	-	-	<0.007
	Bromoform	mg/kg	0.01		-	-	-	-	-	-	<0.01
	Bromomethane	mg/kg	0.01		-	-	-	-	-	-	<0.01
	Carbon disulfide	mg/kg	0.007	11000	-	-	-	-	-	-	<0.007
	Carbon tetrachloride	mg/kg	0.01	890	-	-	-	-	-	-	<0.01
	Chlorodibromomethane	mg/kg	0.01		-	-	-	-	-	-	<0.01
	Chloroethane	mg/kg	0.01		-	-	-	-	-	-	<0.01
	Chloroform	mg/kg	0.008	2500	-	-	-	-	-	-	<0.008
	Chloromethane	mg/kg	0.007		-	-	-	-	-	-	<0.007
	cis-1,2-dichloroethene	mg/kg	0.006		-	-	-	-	-	-	<0.006
	Dibromomethane	mg/kg	0.009		-	-	-	-	-	-	<0.009
	Dichlorodifluoromethane	mg/kg	0.006		-	-	-	-	-	-	<0.006
	Dichloromethane	mg/kg	0.01		-	-	-	-	-	-	<0.01
	Isopropylbenzene	mg/kg	0.005		-	-	-	-	-	-	<0.005
	n-butylbenzene	mg/kg	0.011		-	-	-	-	-	-	<0.011
	n-propylbenzene	mg/kg	0.01		-	-	-	-	-	-	<0.01
	p-isopropyltoluene	mg/kg	0.01		-	-	-	-	-	-	<0.01
	sec-butylbenzene	mg/kg	0.01		-	-	-	-	-	-	<0.01
	Trichloroethene	mg/kg	0.009	120	-	-	-	-	-	-	<0.009
	tert-butylbenzene	mg/kg	0.014		-	-	-	-	-	-	<0.014
	Tetrachloroethene	mg/kg	0.005	1400	-	-	-	-	-	-	<0.005
	trans-1,2-dichloroethene	mg/kg	0.01		-	-	-	-	-	-	<0.01
	Trichlorofluoromethane	mg/kg	0.006		-	-	-	-	-	-	<0.006
	Vinyl chloride	mg/kg	0.006	3.5	-	-	-	-	-	-	<0.006
	tert-Amyl methyl ether	mg/kg	0.01		-	-	-	-	-	-	<0.01
VOC/SVOC	1,2,3-trichlorobenzene	mg/kg	0.02	1800	-	-	-	-	-	-	<0.02
	1,2,4-trichlorobenzene	mg/kg	0.02	15000	-	-	-	-	-	-	<0.02
	1,2-dichlorobenzene	mg/kg	0.01	90000	-	-	-	-	-	-	<0.01
	1,3,5-Trichlorobenzene	mg/kg	0.02	1700	-	-	-	-	-	-	<0.02
	1,3-dichlorobenzene	mg/kg	0.008	300	-	-	-	-	-	-	<0.008
	1,4-dichlorobenzene	mg/kg	0.005	17000	-	-	-	-	-	-	<0.005

				Location Code	TP04001	TP04002	TP04002	TP04002	TP04003	TP04003	TP04003
				Sample Depth Range	0.2-0.25	0.15-0.2	0.6-0.65	1.8-1.85	0.05-0.1	0.2-0.25	2-2.05
				Sampled Date Time	07/10/2019	02/10/2019	02/10/2019	02/10/2019	09/10/2019	09/10/2019	09/10/2019
			LQM S4UL Public Open Space (POS) Residential - 1% SOM (GAC)								
Chem_Group	**ChemName**	**output unit**	**EQL**								
	Chlorobenzene	mg/kg	0.005	11000	-	-	-	-	-	-	<0.005
	Hexachlorobutadiene	mg/kg	0.02	25	-	-	-	-	-	-	<0.02
SVOC	4-bromophenyl phenyl ether	mg/kg	0.1		-	-	-	-	-	-	<0.1
	4-nitroaniline	mg/kg	0.1		-	-	-	-	-	-	<0.1
	4-nitrophenol	mg/kg	0.1		-	-	-	-	-	-	<0.1
	2,4,5-trichlorophenol	mg/kg	0.1		-	-	-	-	-	-	<0.1
	2,4,6-trichlorophenol	mg/kg	0.1		-	-	-	-	-	-	<0.1
	2,4-dichlorophenol	mg/kg	0.1		-	-	-	-	-	-	<0.1
	2,4-dimethylphenol	mg/kg	0.1		-	-	-	-	-	-	<0.1
	2,4-dinitrotoluene	mg/kg	0.1		-	-	-	-	-	-	<0.1
	2,6-dinitrotoluene	mg/kg	0.1		-	-	-	-	-	-	<0.1
	2-chloronaphthalene	mg/kg	0.1		-	-	-	-	-	-	<0.1
	2-chlorophenol	mg/kg	0.1		-	-	-	-	-	-	<0.1
	2-methylnaphthalene	mg/kg	0.1		-	-	-	-	-	-	<0.1
	2-methylphenol	mg/kg	0.1		-	-	-	-	-	-	<0.1
	2-nitroaniline	mg/kg	0.1		-	-	-	-	-	-	<0.1
	2-nitrophenol	mg/kg	0.1		-	-	-	-	-	-	<0.2
	3-nitroaniline	mg/kg	0.1		-	-	-	-	-	-	<0.1
	4-chloro-3-methylphenol	mg/kg	0.1		-	-	-	-	-	-	<0.1
	4-chloroaniline	mg/kg	0.1		-	-	-	-	-	-	<0.1
	4-chlorophenyl phenyl ether	mg/kg	0.1		-	-	-	-	-	-	<0.1
	4-methylphenol	mg/kg	0.1		-	-	-	-	-	-	<0.1
	Azobenzene	mg/kg	0.1		-	-	-	-	-	-	<0.1
	Bis(2-chloroethoxy) methane	mg/kg	0.1		-	-	-	-	-	-	<0.1
	Bis(2-chloroethyl)ether	mg/kg	0.1		-	-	-	-	-	-	<0.1
	Bis(2-chloroisopropyl) ether	mg/kg	0.1		-	-	-	-	-	-	<0.1
	Bis(2-ethylhexyl) phthalate	mg/kg	0.1		-	-	-	-	-	-	<0.1
	Butyl benzyl phthalate	mg/kg	0.1		-	-	-	-	-	-	<0.1
	Carbazole	mg/kg	0.1		-	-	-	-	-	-	<0.1
	Dibenzofuran	mg/kg	0.1		-	-	-	-	-	-	<0.1
	Diethylphthalate	mg/kg	0.1		-	-	-	-	-	-	<0.1
	Dimethyl phthalate	mg/kg	0.1		-	-	-	-	-	-	<0.1
	Di-n-butyl phthalate	mg/kg	0.1		-	-	-	-	-	-	<0.1
	Di-n-octyl phthalate	mg/kg	0.1		-	-	-	-	-	-	<0.1
	Hexachlorobenzene	mg/kg	0.05	16	-	-	-	-	-	-	<0.1
	Hexachlorocyclopentadiene	mg/kg	0.1		-	-	-	-	-	-	<0.1
	Hexachloroethane	mg/kg	0.1		-	-	-	-	-	-	<0.1
	Isophorone	mg/kg	0.1		-	-	-	-	-	-	<0.1
	Nitrobenzene	mg/kg	0.1		-	-	-	-	-	-	<0.1
	N-nitrosodi-n-propylamine	mg/kg	0.1		-	-	-	-	-	-	<0.1
	Pentachloronitrobenzene	mg/kg	0.05		-	-	-	-	-	-	-
	Pentachlorophenol	mg/kg	0.1	60	-	-	-	-	-	-	<0.1
PCB	Heptachlorobiphenyl, 2,3,3,4,4,5,5- (PCB 189)	mg/kg	0.003		-	-	-	-	-	-	-
	Hexachlorobiphenyl, 2,3,3,4,4,5- (PCB 156)	mg/kg	0.003		-	-	-	-	-	-	-
	Hexachlorobiphenyl, 2,3,3,4,4,5- (PCB 157)	mg/kg	0.003		-	-	-	-	-	-	-
	Hexachlorobiphenyl, 2,3,4,4,5,5- (PCB 167)	mg/kg	0.003		-	-	-	-	-	-	-
	Hexachlorobiphenyl, 3,3,4,4,5,5- (PCB 169)	mg/kg	0.003		-	-	-	-	-	-	-
	PCB 101	mg/kg	0.003		-	-	-	-	-	-	-
	PCB 118	mg/kg	0.003		-	-	-	-	-	-	-
	PCB 138	mg/kg	0.003		-	-	-	-	-	-	-
	PCB 153	mg/kg	0.003		-	-	-	-	-	-	-
	PCB 180	mg/kg	0.003		-	-	-	-	-	-	-
	PCB 28	mg/kg	0.003		-	-	-	-	-	-	-
	PCB 52	mg/kg	0.003		-	-	-	-	-	-	-
	Pentachlorobiphenyl, 2,3,3,4,4- (PCB 105)	mg/kg	0.003		-	-	-	-	-	-	-
	Pentachlorobiphenyl, 2,3,4,4,5- (PCB 114)	mg/kg	0.003		-	-	-	-	-	-	-
	Pentachlorobiphenyl, 2,3,4,4,5- (PCB 123)	mg/kg	0.003		-	-	-	-	-	-	-
	Pentachlorobiphenyl, 3,3,4,4,5- (PCB 126)	mg/kg	0.003		-	-	-	-	-	-	-
	Tetrachlorobiphenyl, 3,3,4,4- (PCB 77)	mg/kg	0.003		-	-	-	-	-	-	-
	Tetrachlorobiphenyl, 3,4,4,5- (PCB 81)	mg/kg	0.003		-	-	-	-	-	-	-
	Total PCB 7 Congeners	mg/kg	0.021		-	-	-	-	-	-	-
	Total PCB WHO 12	mg/kg	0.036		-	-	-	-	-	-	-
Phenolics	Xylenols	mg/kg	0.015		<0.015	<0.015	<0.015	<0.015	<0.015	<0.015	<0.015
	Cresol Total	mg/kg	0.01		<0.01	<0.01	<0.01	<0.01	0.0127	<0.01	<0.01
	Phenol	mg/kg	0.01	(dir)760[#8]	<0.01	<0.01	<0.01	<0.01	0.0127	<0.01	<0.01
	Phenols Monohydric	mg/kg	0.035		<0.035	<0.035	<0.035	<0.035	<0.035	<0.035	<0.035
Organotins	Dibutyltin	mg/kg			-	-	-	-	-	-	-
	Monophenyltin	mg/kg			-	-	-	-	-	-	-
	Diphenyltin	mg/kg			-	-	-	-	-	-	-
	Monobutyltin	mg/kg			-	-	-	-	-	-	-
	Tetrabutyltin	mg/kg			-	-	-	-	-	-	-
	Tributyltin	mg/kg			-	-	-	-	-	-	-
	Triphenyltin	mg/kg			-	-	-	-	-	-	-
Pesticides	Heptachlor epoxide	mg/kg	0.05		-	-	-	-	-	-	-
	Tecnazene	mg/kg	0.05		-	-	-	-	-	-	-
	2,4,5-TP (Silvex)	mg/kg			-	-	-	-	-	-	-
	Hedonal	mg/kg			-	-	-	-	-	-	-

				Location_Code	TP04001	TP04002	TP04002	TP04002	TP04003	TP04003	TP04003
				Sample_Depth_Range	0.2-0.25	0.15-0.2	0.6-0.65	1.8-1.85	0.05-0.1	0.2-0.25	2-2.05
				Sampled_Date_Time	07/10/2019	02/10/2019	02/10/2019	02/10/2019	09/10/2019	09/10/2019	09/10/2019
			LQM S4UL Public Open Space (POS) Residential - 1% SOM (GAC)								
Chem_Group	**ChemName**	**output unit**	**EQL**								
	2,4-DDT	mg/kg	0.05		-	-	-	-	-	-	-
	2,4-Dichlorprop	mg/kg			-	-	-	-	-	-	-
	4-(2,4-Dichlorophenoxy)butyric Acid (2,4-DB)	mg/kg			-	-	-	-	-	-	-
	4,4-DDE	mg/kg	0.05		-	-	-	-	-	-	-
	a-BHC	mg/kg	0.05	24	-	-	-	-	-	-	-
	Aldrin	mg/kg	0.05	18	-	-	-	-	-	-	-
	Atrazine	mg/kg	0.05	1200	-	-	-	-	-	-	-
	Azinophos methyl	mg/kg	0.05		-	-	-	-	-	-	-
	b-BHC	mg/kg	0.05	8.1	-	-	-	-	-	-	-
	Bentazone	mg/kg			-	-	-	-	-	-	-
	Chlordane (cis)	mg/kg	0.05		-	-	-	-	-	-	-
	Chlordane (trans)	mg/kg	0.05		-	-	-	-	-	-	-
	Chlorfenvinphos	mg/kg	0.05		-	-	-	-	-	-	-
	Chlorotoluron	mg/kg			-	-	-	-	-	-	-
	Chlorpyrifos-methyl	mg/kg	0.05		-	-	-	-	-	-	-
	Cyanazine	mg/kg			-	-	-	-	-	-	-
	d-BHC	mg/kg	0.05		-	-	-	-	-	-	-
	DDD	mg/kg	0.05		-	-	-	-	-	-	-
	DDT	mg/kg	0.05		-	-	-	-	-	-	-
	Chlorothalonil	mg/kg	0.05		-	-	-	-	-	-	-
	Diazinon	mg/kg	0.05		-	-	-	-	-	-	-
	Dichlorvos	mg/kg	0.05	16	-	-	-	-	-	-	-
	Dieldrin	mg/kg	0.05	18	-	-	-	-	-	-	-
	Dimethoate	mg/kg	0.05		-	-	-	-	-	-	-
	Disulfoton	mg/kg	0.05		-	-	-	-	-	-	-
	Diuron	mg/kg			-	-	-	-	-	-	-
	Endosulfan I	mg/kg	0.05	1200	-	-	-	-	-	-	-
	Endosulfan II	mg/kg	0.05		-	-	-	-	-	-	-
	Endosulfan sulphate	mg/kg	0.05		-	-	-	-	-	-	-
	Endrin	mg/kg	0.05		-	-	-	-	-	-	-
	Fenitrothion	mg/kg	0.05		-	-	-	-	-	-	-
	Fenthion	mg/kg	0.05		-	-	-	-	-	-	-
	Fluroxypyr	mg/kg			-	-	-	-	-	-	-
	g-BHC (Lindane)	mg/kg	0.05	8.2	-	-	-	-	-	-	-
	Heptachlor	mg/kg	0.05		-	-	-	-	-	-	-
	Isodrin	mg/kg	0.05		-	-	-	-	-	-	-
	Isoproturon	mg/kg			-	-	-	-	-	-	-
	Linuron	mg/kg			-	-	-	-	-	-	-
	Malathion	mg/kg	0.05		-	-	-	-	-	-	-
	2-Methyl-4-chlorophenoxyacetic acid	mg/kg			-	-	-	-	-	-	-
	2-Methyl-4-Chlorophenoxy Butanoic Acid	mg/kg			-	-	-	-	-	-	-
	Mecoprop	mg/kg			-	-	-	-	-	-	-
	Methoxychlor	mg/kg	0.05		-	-	-	-	-	-	-
	Methyl parathion	mg/kg	0.05		-	-	-	-	-	-	-
	Mevinphos (Phosdrin)	mg/kg	0.05		-	-	-	-	-	-	-
	Nitroguanidine	mg/kg			-	-	-	-	-	-	-
	o,p-DDD	mg/kg	0.05		-	-	-	-	-	-	-
	o,p'-DDE	mg/kg	0.05		-	-	-	-	-	-	-
	o,p-Methoxychlor	mg/kg	0.05		-	-	-	-	-	-	-
	Parathion	mg/kg	0.05		-	-	-	-	-	-	-
	Pendimethalin	mg/kg	0.05		-	-	-	-	-	-	-
	Permethrin	mg/kg	0.05		-	-	-	-	-	-	-

				Location Code	TP04001	TP04002	TP04002	TP04002	TP04003	TP04003	TP04003
				Sample Depth Range	0.2-0.25	0.15-0.2	0.6-0.65	1.8-1.85	0.05-0.1	0.2-0.25	2-2.05
				Sampled Date Time	07/10/2019	02/10/2019	02/10/2019	02/10/2019	09/10/2019	09/10/2019	09/10/2019
				LQM S4UL Public Open Space (POS) Residential - 1% SOM (GAC)							
Chem_Group	**ChemName**	**output unit**	**EQL**								
	Permethrin II	mg/kg	0.05		-	-	-	-	-	-	-
	Phorate	mg/kg	0.05		-	-	-	-	-	-	-
	Prometryn	mg/kg	0.05		-	-	-	-	-	-	-
	Pronamide	mg/kg	0.05		-	-	-	-	-	-	-
	Propazine	mg/kg	0.05		-	-	-	-	-	-	-
	Simazine	mg/kg	0.05		-	-	-	-	-	-	-
	Terbutryn	mg/kg	0.05		-	-	-	-	-	-	-
	Terbutylazine	mg/kg	0.05		-	-	-	-	-	-	-
	Triadimefon	mg/kg	0.05		-	-	-	-	-	-	-
	Triallate	mg/kg	0.05		-	-	-	-	-	-	-
	Triclopyr	mg/kg			-	-	-	-	-	-	-
	Trifluralin	mg/kg	0.05		-	-	-	-	-	-	-
	Telodrin	mg/kg	0.05		-	-	-	-	-	-	-
Radionuclides	Caesium-137	Bq/kg	1.4		-	-	-	-	-	-	-
	Protactinium-234m	Bq/kg	140		-	-	-	-	-	-	-
	Americium-241	Bq/g	0.0022		-	-	-	-	-	-	-
	Beryllium-7	Bq/g	0.016		-	-	-	-	-	-	-
	Cobalt-60	Bq/g	0.0015		-	-	-	-	-	-	-
	Gross alpha	Bq/kg	54		-	-	-	-	-	-	-
	Gross beta	Bq/kg	87		-	-	-	-	-	-	-
	Lead-210	Bq/kg	22		-	-	-	-	-	-	-
	Potassium-40	Bq/kg	2		-	-	-	-	-	-	-
	Radium -224	Bq/g	0.022		-	-	-	-	-	-	-
	Radium-226	Bq/g	0.0005		-	-	-	-	-	-	-
	Thorium-228	Bq/g	0.0005		-	-	-	-	-	-	-
	Thorium-230	Bq/g	0.0005		-	-	-	-	-	-	-
	Thorium-232	Bq/g	0.0005		-	-	-	-	-	-	-
	Thorium-234	Bq/g	0.025		-	-	-	-	-	-	-
	Uranium-234	Bq/g	0.0005		-	-	-	-	-	-	-
	Uranium-235	Bq/g	0.0005		-	-	-	-	-	-	-
SVOC TIC	SVOC TICS - Detect	Detect			-	-	-	-	-	-	0
	SVOC Tentatively Identified Compounds	mg/kg	0.1		-	-	-	-	-	-	<1
VOC TIC	VOC Tentatively Identified Compounds	mg/kg	0.05		-	-	-	-	-	-	-
Explosives	2,2,4,4,6,6-Hexanitrostilbene	mg/kg			-	-	-	-	-	-	-
	2,4,6-Trinitrotoluene (TNT)	mg/kg		130	-	-	-	-	-	-	-
	2,4,6-trinitrophenyl	mg/kg			-	-	-	-	-	-	-
	HMX	mg/kg		13000	-	-	-	-	-	-	-
	Ethylene glycol dinitrate	mg/kg			-	-	-	-	-	-	-
	Nitrocellulose (12% N)	mg/kg			-	-	-	-	-	-	-
	Nitroglycerine	mg/kg			-	-	-	-	-	-	-
	PETN	mg/kg			-	-	-	-	-	-	-
	RDX	mg/kg		26000	-	-	-	-	-	-	-
	Tetryl	mg/kg			-	-	-	-	-	-	-
NA	Actinium-228	Bq/kg	2		-	-	-	-	-	-	-
	Caesium-134	Bq/kg	1.7		-	-	-	-	-	-	-
	Bismuth-212	Bq/kg	19		-	-	-	-	-	-	-
	Bismuth-214	Bq/kg	2		-	-	-	-	-	-	-
	Lead-212	Bq/kg	2		-	-	-	-	-	-	-
	Lead-214	Bq/kg	2		-	-	-	-	-	-	-
	Thallium-208	Bq/kg	2		-	-	-	-	-	-	-
Other	Temperature	°C			18.4	19.1	19.6	19.1	16.5	16.8	15.7
	Conductivity @ 20oC	uS/cm	14		887 - 1670	637 - 660	559 - 588	396 - 423	111 - 112	390 - 445	243 - 265
	Organic Matter	%	0.35		-	-	-	-	-	-	-
	Moisture Content (dried @35oC)	%			22	20	24	18	22	20	10
	pH (Lab)	pH Units	1		8.18 - 8.8	8.22 - 8.96	8.39 - 9	8.44 - 8.7	6.17 - 7.8	7.04 - 8.41	9.24 - 9.51
	Total Organic Carbon	%	0.2		1.14	1.83	1.15	<0.2	4.5	1.15	<0.2

Environmental Standards Comments
#1:GAC is only presented as speciated chromium. 7.7mg/kg is used for hexavalent. If hexavalent chromium (CrVI) data is available, a value of 1,500mg/kg may be appropriate for the remaining trivalent chromium (CrIII).
#2:C4SL for lead adopted
#3:GAC only presented as speciated mercury. 16mg/kg is used for elemental mercury. If the CSM indicates that elemental mercury is not a CoC and mercury is present in an inorganic form, a value of 120mg/kg for inorganic mercury may be appropriate
#4:Updated S4UL for nickel
#5:S4UL exceeds solubility saturation limit
#6:Criteria derived for Ali>C16-C35 split between Ali>C16-21 & Ali>C21-35. Requires summation of fractions to use Ali>C16-C35 criteria.
#7:Criteria presented is for p-xylene. A separate value is presented for o-xylene.
#8:S4UL based on a threshold protective of direct skin contact with phenol

Key

<0.6	Result MDL exceeds GAC
27.8	Result exceeds GAC

Notes
Where a range is given a determinand has been analysed for by more than one method

				Location Code	TP04004	TP04004	TP04004	TP04004	TP04004	WS01005	WS01005
				Sample Depth Range	0.05-0.1	0.1-0.15	0.4-0.45	1.75-1.8	2.3-2.35	0.05-0.15	0.15-0.3
				Sampled Date Time	03/10/2019	03/10/2019	03/10/2019	03/10/2019	03/10/2019	09/10/2019	09/10/2019
				LQM S4UL Public Open Space (POS) Residential - 1% SOM (GAC)							
Chem Group	**ChemName**	**output unit**	**EQL**								
Metals	Antimony	mg/kg	0.6		-	-	-	-	-	-	-
	Arsenic	mg/kg	0.6	79	7.5	19	17.2	12.9	5.39	11.5	8.76
	Barium	mg/kg	0.6	-	-	-	-	-	-	-	-
	Beryllium	mg/kg	0.01	2.2	-	-	-	-	-	-	-
	Boron	mg/kg	1	21000	4.65	4.33	5.59	5.27	<1	<1	1.16
	Cadmium	mg/kg	0.02	120	0.474	0.111	<0.02	0.28	0.159	0.0752	0.065
	Chromium (hexavalent)	mg/kg	0.6	7.7	<0.6	<0.6	<0.6	<0.6	<0.6	<0.6	<0.6
	Chromium	mg/kg	0.9	#1	22	40.4	35.1	24.2	8.12	34.9	14
	Copper	mg/kg	1.4	12000	22.2	13.2	12.9	9.97	4.46	21	13.4
	Lead	mg/kg	0.7	630#2	70.3	24.7	21.3	15.3	4.11	28.5	38.6
	Mercury	mg/kg	0.14	#3	<0.14	<0.14	<0.14	<0.14	<0.14	<0.14	<0.14
	Molybdenum	mg/kg	0.1		-	-	-	-	-	-	-
	Nickel	mg/kg	0.2	230#4	18.6	35.1	34.2	28.2	10.8	30.1	15.4
	Selenium	mg/kg	1	1100	<1	<1	<1	<1	<1	<1	<1
	Vanadium	mg/kg	0.2	2000	-	-	-	-	-	-	-
	Zinc	mg/kg	1.9	81000	148	94.9	95	77	21.8	73.1	79.4
Asbestos	Anthophyllite	Detect			0	0	0	0	0	0	0
	Asbestos Analysts Comments	-			-	-	-	-	-	-	-
	Asbestos PCOM Quantification	%	0.001		-	-	-	-	-	-	-
	Asbestos Quantification Total	%	0.001		-	-	-	-	-	-	-
	Asbestos: Actinolite	Detect			0	0	0	0	0	0	0
	Additional Asbestos Components (Using TM048)	Comment			-	-	-	-	-	-	-
	Crocidolite Asbestos	Detect			0	0	0	0	0	0	0
	Asbestos Gravimetric Quantification	%	0.001		-	-	-	-	-	-	-
	Chrysotile Asbestos	Detect			0	0	0	0	0	0	0
	Amosite Asbestos	Detect			0	0	0	0	0	0	0
	Non-Asbestos Fibre	Detect			0	0	0	0	0	0	0
	Tremolite	Detect			0	0	0	0	0	0	0
Inorganics	Alkalinity (total) as CaCO3	mg/kg	10		-	-	-	-	-	-	-
	Ammoniacal Nitrogen as N	mg/kg	12		-	-	-	-	-	-	-
	Cyanide (Free)	mg/kg	1		<1	<1	<1	<1	<1	<1	<1
	Cyanide Total	mg/kg	1		<1	<1	<1	<1	<1	<1	<1
	cyanides-complex	mg/kg	1		<1	<1	<1	<1	<1	<1	<1
	Nitrite (as N)	mg/kg	0.03		-	-	-	-	-	-	-
	Sulphate	mg/kg	200		-	-	-	-	-	-	-
PAH	Naphthalene	mg/kg	0.009	4900	0.0164	<0.009	<0.009	<0.009 - 0.767	<0.009	<0.18	<0.18
	Acenaphthene	mg/kg	0.008	15000	0.0242	<0.008	<0.008	<0.008	<0.008	0.842	0.669
	Acenaphthylene	mg/kg	0.012	15000	0.0752	0.0423	<0.012	<0.012	<0.012	1.24	0.647
	Fluoranthene	mg/kg	0.017	3100	1.65	0.42	<0.017	<0.017	<0.017	24.1	16.2
	Anthracene	mg/kg	0.016	74000	0.078	0.0282	<0.016	<0.016	<0.016	3.06	2.23
	Phenanthrene	mg/kg	0.015	3100	0.414	0.107	<0.015	<0.015	<0.015	10	7.17
	Fluorene	mg/kg	0.01	9900	0.018	<0.01	<0.01	<0.01	<0.01	1.11	0.868
	Chrysene	mg/kg	0.01	57	0.82	0.268	<0.01	<0.01	<0.01	7.62	5.46
	Pyrene	mg/kg	0.015	7400	1.53	0.397	0.0243	<0.015	<0.015	19.1	12.9
	Benzo(a)anthracene	mg/kg	0.014	29	0.804	0.225	<0.014	<0.014	<0.014	9.25	6.34
	Benzo(b)fluoranthene	mg/kg	0.015	7.1	1.1	0.479	0.0241	<0.015	<0.015	14.2	7.41
	Benzo(k)fluoranthene	mg/kg	0.014	190	0.497	0.181	<0.014	<0.014	<0.014	5.39	3.52
	Benzo(a)pyrene	mg/kg	0.015	5.7	1.07	0.334	<0.015	<0.015	<0.015	11.9	8.09
	Dibenz(a,h)anthracene	mg/kg	0.023	0.57	0.103	0.0552	<0.023	<0.023	<0.023	1.56	1.04
	Benzo(g,h,i)perylene	mg/kg	0.024	640	0.91	0.324	<0.024	<0.024	<0.024	8.01	5.14
	Indeno(1,2,3-c,d)pyrene	mg/kg	0.018	82	0.804	0.261	<0.018	<0.018	<0.018	8.6	5.71
	PAH 16 Total	mg/kg	0.118		9.92	3.12	<0.118	-	<0.118	126	83.4
TPH CWG	>C5-C6 Aliphatics	mg/kg	0.01	(sol)570000#5	-	-	-	-	-	-	-
	>C6-C8 Aliphatics	mg/kg	0.01	600000	-	-	-	-	-	-	-
	>C10-C44 Aliphatics	mg/kg	5		-	-	-	-	-	-	-
	>C10-C44 Aliphatics/Aromatics	mg/kg	10		-	-	-	-	-	-	-
	>C8-C10 Aliphatics	mg/kg	0.01	13000	-	-	-	-	-	-	-
	>C10-C12 Aliphatics	mg/kg	0.01	13000	-	-	-	-	-	-	-
	>C12-C16 Aliphatics	mg/kg	0.1	13000	-	-	-	-	-	-	-
	>C16-C21 Aliphatics	mg/kg	0.1	125000#6	-	-	-	-	-	-	-
	>C21-C35 Aliphatics	mg/kg	0.1	125000#6	-	-	-	-	-	-	-
	>C35-C44 Aliphatics	mg/kg	0.1	250000	-	-	-	-	-	-	-
	>C5-C10 Aliphatics	mg/kg	0.05		-	-	-	-	-	-	-
	Total Aliphatics >C12-C44	mg/kg	0.1		-	-	-	-	-	-	-
	>EC5-EC10 Aromatics	mg/kg	0.05		-	-	-	-	-	-	-
	>EC6-EC7 Aromatics	mg/kg	0.01		-	-	-	-	-	-	-
	>EC7-EC8 Aromatics	mg/kg	0.01	56000	-	-	-	-	-	-	-
	>EC8-EC10 Aromatics	mg/kg	0.01	5000	-	-	-	-	-	-	-
	>EC10-EC12 Aromatics	mg/kg	0.01	5000	-	-	-	-	-	-	-
	>EC10-EC44 Aromatics	mg/kg	5		-	-	-	-	-	-	-
	>EC12-EC16 Aromatics	mg/kg	0.1	5100	-	-	-	-	-	-	-
	>EC16-EC21 Aromatics	mg/kg	0.1	3800	-	-	-	-	-	-	-
	>EC21-EC35 Aromatics	mg/kg	0.1	3800	-	-	-	-	-	-	-
	>EC35-EC44 Aromatics	mg/kg	0.1	3800	-	-	-	-	-	-	-
	>EC40-EC44 Aromatics	mg/kg	0.1		-	-	-	-	-	-	-
	>EC12-EC44 Aromatics	mg/kg	0.1		-	-	-	-	-	-	-
	TPH Aliphatics & Aromatics >C5-44	mg/kg	0.1		-	-	-	-	-	-	-
TPH	>C5-C6	mg/kg	0.02		<0.02	<0.02	<0.02	<0.02	<0.02	<0.02	<0.02

				Location Code	TP04004	TP04004	TP04004	TP04004	TP04004	WS01005	WS01005
				Sample Depth Range	0.05-0.1	0.1-0.15	0.4-0.45	1.75-1.8	2.3-2.35	0.05-0.15	0.15-0.3
				Sampled Date Time	03/10/2019	03/10/2019	03/10/2019	03/10/2019	03/10/2019	09/10/2019	09/10/2019
				LQM S4UL Public Open Space (POS) Residential - 1% SOM (GAC)							
Chem_Group	ChemName	output unit	EQL								
	>C6-C7	mg/kg	0.02		<0.02	<0.02	<0.02	<0.02	<0.02	<0.02	<0.02
	>C7-C8	mg/kg	0.02		<0.02	<0.02	<0.02	<0.02	<0.02	<0.02	<0.02
	>C8-C10	mg/kg	0.02		<0.02	<0.02	<0.02	<0.02	<0.02	<0.02	<0.02
	>C10-C12	mg/kg	0.02		<0.02	<0.02	<0.02	<0.02	<0.02	<0.02	<0.02
	>C12-C16	mg/kg	35		<35	<35	<35	<35	<35	<175	<175
	>C16-C21	mg/kg	35		<35	<35	<35	<35	<35	235	<175
	>C21-C28	mg/kg	35		73.2	<35	<35	<35	<35	818	432
	>C28-C35	mg/kg	35		103	<35	<35	<35	<35	1370	704
	>C35-C40	mg/kg	35		50.3	<35	<35	<35	<35	1280	634
	GRO >C5-10	mg/kg	0.02		-	-	-	-	-	-	-
	TPH >C6-C40	mg/kg	10		-	-	-	-	-	-	-
	EPH>C5-40	mg/kg	35		262	38.8	<35	42.7	<35	746	384
	EPH >C10-40	mg/kg	35		262	38.8	<35	42.7	<35	3730	1920
	GRO >C5-12	mg/kg	0.1		<0.1	<0.1	<0.1	<0.1	<0.1	<0.1	<0.1
	Total Petroleum Hydrocarbons	mg/kg	35		-	-	-	-	-	-	-
BTEX and MTBE	Benzene	mg/kg	0.009	72	<0.18	<0.009	<0.009	<0.18	<0.009	<0.18	<0.09
	Toluene	mg/kg	0.007	56000	<0.14	<0.007	<0.007	<0.14	<0.007	<0.14	<0.07
	Ethylbenzene	mg/kg	0.004	24000	<0.08	<0.004	<0.004	<0.08	<0.004	<0.08	<0.04
	Xylene (m & p)	mg/kg	0.01	41000[#7]	<0.2	<0.01	<0.01	<0.2	<0.01	<0.2	<0.1
	Xylene (o)	mg/kg	0.01	41000	<0.2	<0.01	<0.01	<0.2	<0.01	<0.2	<0.1
	Xylene Total	mg/kg	0.02		-	-	-	-	-	-	-
	MTBE	mg/kg	0.01		<0.2	<0.01	<0.01	<0.2	<0.01	<0.2	<0.1
	Total BTEX	mg/kg	0.04		<0.8	<0.04	<0.04	<0.8	<0.04	<0.8	<0.4
VOC	Styrene	mg/kg	0.01		-	-	-	<0.2	<0.01	-	-
	cis-1,3-dichloropropene	mg/kg	0.01		-	-	-	<0.2	<0.01	-	-
	trans-1,3-dichloropropene	mg/kg	0.01		-	-	-	<0.2	<0.01	-	-
	1,1,1,2-tetrachloroethane	mg/kg	0.01	1400	-	-	-	<0.2	<0.01	-	-
	1,1,1-trichloroethane	mg/kg	0.007	140000	-	-	-	<0.14	<0.007	-	-
	1,1,2,2-tetrachloroethane	mg/kg	0.01	1400	-	-	-	<0.2	<0.01	-	-
	1,1,2-trichloroethane	mg/kg	0.01		-	-	-	<0.2	<0.01	-	-
	1,1-dichloroethane	mg/kg	0.008		-	-	-	<0.16	<0.008	-	-
	1,1-dichloroethene	mg/kg	0.01		-	-	-	<0.2	<0.01	-	-
	1,1-dichloropropene	mg/kg	0.01		-	-	-	<0.2	<0.01	-	-
	1,2,3-trichloropropane	mg/kg	0.016		-	-	-	<0.32	<0.016	-	-
	1,2,4-trimethylbenzene	mg/kg	0.009		-	-	-	<0.18	<0.009	-	-
	1,2-dibromo-3-chloropropane	mg/kg	0.014		-	-	-	<0.28	<0.014	-	-
	1,2-dibromoethane	mg/kg	0.01		-	-	-	<0.2	<0.01	-	-
	1,2-dichloroethane	mg/kg	0.005	29	-	-	-	<0.1	<0.005	-	-
	1,2-dichloropropane	mg/kg	0.01		-	-	-	<0.2	<0.01	-	-
	1,3,5-trimethylbenzene	mg/kg	0.008		-	-	-	<0.16	<0.008	-	-
	1,3-dichloropropane	mg/kg	0.007		-	-	-	<0.14	<0.007	-	-
	2,2-dichloropropane	mg/kg	0.01		-	-	-	<0.2	<0.01	-	-
	2-chlorotoluene	mg/kg	0.009		-	-	-	<0.18	<0.009	-	-
	4-chlorotoluene	mg/kg	0.01		-	-	-	<0.2	<0.01	-	-
	Bromobenzene	mg/kg	0.01		-	-	-	<0.2	<0.01	-	-
	Bromochloromethane	mg/kg	0.01		-	-	-	<0.2	<0.01	-	-
	Bromodichloromethane	mg/kg	0.007		-	-	-	<0.14	<0.007	-	-
	Bromoform	mg/kg	0.01		-	-	-	<0.2	<0.01	-	-
	Bromomethane	mg/kg	0.01		-	-	-	<0.2	<0.01	-	-
	Carbon disulfide	mg/kg	0.007	11000	-	-	-	<0.14	<0.007	-	-
	Carbon tetrachloride	mg/kg	0.01	890	-	-	-	<0.2	<0.01	-	-
	Chlorodibromomethane	mg/kg	0.01		-	-	-	<0.2	<0.01	-	-
	Chloroethane	mg/kg	0.01		-	-	-	<0.2	<0.01	-	-
	Chloroform	mg/kg	0.008	2500	-	-	-	<0.16	<0.008	-	-
	Chloromethane	mg/kg	0.007		-	-	-	<0.14	<0.007	-	-
	cis-1,2-dichloroethene	mg/kg	0.006		-	-	-	<0.12	<0.006	-	-
	Dibromomethane	mg/kg	0.009		-	-	-	<0.18	<0.009	-	-
	Dichlorodifluoromethane	mg/kg	0.006		-	-	-	<0.12	<0.006	-	-
	Dichloromethane	mg/kg	0.01		-	-	-	<0.2	<0.01	-	-
	Isopropylbenzene	mg/kg	0.005		-	-	-	<0.1	<0.005	-	-
	n-butylbenzene	mg/kg	0.011		-	-	-	<0.22	<0.011	-	-
	n-propylbenzene	mg/kg	0.01		-	-	-	<0.2	<0.01	-	-
	p-isopropyltoluene	mg/kg	0.01		-	-	-	<0.2	<0.01	-	-
	sec-butylbenzene	mg/kg	0.01		-	-	-	<0.2	<0.01	-	-
	Trichloroethene	mg/kg	0.009	120	-	-	-	<0.18	<0.009	-	-
	tert-butylbenzene	mg/kg	0.014		-	-	-	<0.28	<0.014	-	-
	Tetrachloroethene	mg/kg	0.005	1400	-	-	-	<0.1	<0.005	-	-
	trans-1,2-dichloroethene	mg/kg	0.01		-	-	-	<0.2	<0.01	-	-
	Trichlorofluoromethane	mg/kg	0.006		-	-	-	<0.12	<0.006	-	-
	Vinyl chloride	mg/kg	0.006	3.5	-	-	-	<0.12	<0.006	-	-
	tert-Amyl methyl ether	mg/kg	0.01		-	-	-	<0.2	<0.01	-	-
VOC/SVOC	1,2,3-trichlorobenzene	mg/kg	0.02	1800	-	-	-	<0.4	<0.02	-	-
	1,2,4-trichlorobenzene	mg/kg	0.02	15000	-	-	-	<0.1	<0.02	-	-
	1,2-dichlorobenzene	mg/kg	0.01	90000	-	-	-	<0.1	<0.01	-	-
	1,3,5-Trichlorobenzene	mg/kg	0.02	1700	-	-	-	<0.4	<0.02	-	-
	1,3-dichlorobenzene	mg/kg	0.008	300	-	-	-	<0.1	<0.008	-	-
	1,4-dichlorobenzene	mg/kg	0.005	17000	-	-	-	<0.1	<0.005	-	-

				Location Code	TP04004	TP04004	TP04004	TP04004	TP04004	WS01005	WS01005
				Sample Depth Range	0.05-0.1	0.1-0.15	0.4-0.45	1.75-1.8	2.3-2.35	0.05-0.15	0.15-0.3
				Sampled Date Time	03/10/2019	03/10/2019	03/10/2019	03/10/2019	03/10/2019	09/10/2019	09/10/2019
				LQM S4UL Public Open Space (POS) Residential - 1% SOM (GAC)							
Chem_Group	**ChemName**	**output unit**	**EQL**								
	Chlorobenzene	mg/kg	0.005	11000	-	-	-	<0.1	<0.005	-	-
	Hexachlorobutadiene	mg/kg	0.02	25	-	-	-	<0.1	<0.02	-	-
SVOC	4-bromophenyl phenyl ether	mg/kg	0.1		-	-	-	<0.1	<0.1	-	-
	4-nitroaniline	mg/kg	0.1		-	-	-	<0.1	<0.1	-	-
	4-nitrophenol	mg/kg	0.1		-	-	-	<0.1	<0.1	-	-
	2,4,5-trichlorophenol	mg/kg	0.1		-	-	-	<0.1	<0.1	-	-
	2,4,6-trichlorophenol	mg/kg	0.1		-	-	-	<0.1	<0.1	-	-
	2,4-dichlorophenol	mg/kg	0.1		-	-	-	<0.1	<0.1	-	-
	2,4-dimethylphenol	mg/kg	0.1		-	-	-	<0.1	<0.1	-	-
	2,4-dinitrotoluene	mg/kg	0.1		-	-	-	<0.1	<0.1	-	-
	2,6-dinitrotoluene	mg/kg	0.1		-	-	-	<0.1	<0.1	-	-
	2-chloronaphthalene	mg/kg	0.1		-	-	-	<0.1	<0.1	-	-
	2-chlorophenol	mg/kg	0.1		-	-	-	<0.1	<0.1	-	-
	2-methylnaphthalene	mg/kg	0.1		-	-	-	<0.1	<0.1	-	-
	2-methylphenol	mg/kg	0.1		-	-	-	<0.1	<0.1	-	-
	2-nitroaniline	mg/kg	0.1		-	-	-	<0.1	<0.1	-	-
	2-nitrophenol	mg/kg	0.1		-	-	-	<0.1	<0.1	-	-
	3-nitroaniline	mg/kg	0.1		-	-	-	<0.1	<0.1	-	-
	4-chloro-3-methylphenol	mg/kg	0.1		-	-	-	<0.1	<0.1	-	-
	4-chloroaniline	mg/kg	0.1		-	-	-	<0.1	<0.1	-	-
	4-chlorophenyl phenyl ether	mg/kg	0.1		-	-	-	<0.1	<0.1	-	-
	4-methylphenol	mg/kg	0.1		-	-	-	<0.1	<0.1	-	-
	Azobenzene	mg/kg	0.1		-	-	-	<0.1	<0.1	-	-
	Bis(2-chloroethoxy) methane	mg/kg	0.1		-	-	-	<0.1	<0.1	-	-
	Bis(2-chloroethyl)ether	mg/kg	0.1		-	-	-	<0.1	<0.1	-	-
	Bis(2-chloroisopropyl) ether	mg/kg	0.1		-	-	-	<0.1	<0.1	-	-
	Bis(2-ethylhexyl) phthalate	mg/kg	0.1		-	-	-	<0.1	<0.1	-	-
	Butyl benzyl phthalate	mg/kg	0.1		-	-	-	<0.1	<0.1	-	-
	Carbazole	mg/kg	0.1		-	-	-	<0.1	<0.1	-	-
	Dibenzofuran	mg/kg	0.1		-	-	-	<0.1	<0.1	-	-
	Diethylphthalate	mg/kg	0.1		-	-	-	<0.1	<0.1	-	-
	Dimethyl phthalate	mg/kg	0.1		-	-	-	<0.1	<0.1	-	-
	Di-n-butyl phthalate	mg/kg	0.1		-	-	-	<0.1	<0.1	-	-
	Di-n-octyl phthalate	mg/kg	0.1		-	-	-	<0.1	<0.1	-	-
	Hexachlorobenzene	mg/kg	0.05	16	-	-	-	<0.1	<0.1	-	-
	Hexachlorocyclopentadiene	mg/kg	0.1		-	-	-	<0.1	<0.1	-	-
	Hexachloroethane	mg/kg	0.1		-	-	-	<0.1	<0.1	-	-
	Isophorone	mg/kg	0.1		-	-	-	<0.1	<0.1	-	-
	Nitrobenzene	mg/kg	0.1		-	-	-	<0.1	<0.1	-	-
	N-nitrosodi-n-propylamine	mg/kg	0.1		-	-	-	<0.1	<0.1	-	-
	Pentachloronitrobenzene	mg/kg	0.05		-	-	-	-	-	-	-
	Pentachlorophenol	mg/kg	0.1	60	-	-	-	<0.1	<0.1	-	-
PCB	Heptachlorobiphenyl, 2,3,3,4,4,5,5- (PCB 189)	mg/kg	0.003		-	-	-	-	-	-	-
	Hexachlorobiphenyl, 2,3,3,4,4,5- (PCB 156)	mg/kg	0.003		-	-	-	-	-	-	-
	Hexachlorobiphenyl, 2,3,3,4,4,5- (PCB 157)	mg/kg	0.003		-	-	-	-	-	-	-
	Hexachlorobiphenyl, 2,3,4,4,5,5- (PCB 167)	mg/kg	0.003		-	-	-	-	-	-	-
	Hexachlorobiphenyl, 3,3,4,4,5,5- (PCB 169)	mg/kg	0.003		-	-	-	-	-	-	-
	PCB 101	mg/kg	0.003		-	-	-	-	-	-	-
	PCB 118	mg/kg	0.003		-	-	-	-	-	-	-
	PCB 138	mg/kg	0.003		-	-	-	-	-	-	-
	PCB 153	mg/kg	0.003		-	-	-	-	-	-	-
	PCB 180	mg/kg	0.003		-	-	-	-	-	-	-
	PCB 28	mg/kg	0.003		-	-	-	-	-	-	-
	PCB 52	mg/kg	0.003		-	-	-	-	-	-	-
	Pentachlorobiphenyl, 2,3,3,4,4- (PCB 105)	mg/kg	0.003		-	-	-	-	-	-	-
	Pentachlorobiphenyl, 2,3,4,4,5- (PCB 114)	mg/kg	0.003		-	-	-	-	-	-	-
	Pentachlorobiphenyl, 2,3,4,4,5- (PCB 123)	mg/kg	0.003		-	-	-	-	-	-	-
	Pentachlorobiphenyl, 3,3,4,4,5- (PCB 126)	mg/kg	0.003		-	-	-	-	-	-	-
	Tetrachlorobiphenyl, 3,3,4,4- (PCB 77)	mg/kg	0.003		-	-	-	-	-	-	-
	Tetrachlorobiphenyl, 3,4,4,5- (PCB 81)	mg/kg	0.003		-	-	-	-	-	-	-
	Total PCB 7 Congeners	mg/kg	0.021		-	-	-	-	-	-	-
	Total PCB WHO 12	mg/kg	0.036		-	-	-	-	-	-	-
Phenolics	Xylenols	mg/kg	0.015		<0.015	<0.015	<0.015	<0.015	<0.015	<0.015	<0.015
	Cresol Total	mg/kg	0.01		0.058	<0.01	<0.01	<0.01	<0.01	<0.01	<0.01
	Phenol	mg/kg	0.01	(dir)760[#8]	<0.01	<0.01	<0.01	<0.01	<0.01	<0.01	<0.01
	Phenols Monohydric	mg/kg	0.035		0.058	<0.035	<0.035	<0.035	<0.035	<0.035	<0.035
Organotins	Dibutyltin	mg/kg			-	-	-	-	-	-	-
	Monophenyltin	mg/kg			-	-	-	-	-	-	-
	Diphenyltin	mg/kg			-	-	-	-	-	-	-
	Monobutyltin	mg/kg			-	-	-	-	-	-	-
	Tetrabutyltin	mg/kg			-	-	-	-	-	-	-
	Tributyltin	mg/kg			-	-	-	-	-	-	-
	Triphenyltin	mg/kg			-	-	-	-	-	-	-
Pesticides	Heptachlor epoxide	mg/kg	0.05		-	-	-	-	-	-	-
	Tecnazene	mg/kg	0.05		-	-	-	-	-	-	-
	2,4,5-TP (Silvex)	mg/kg			-	-	-	-	-	-	-
	Hedonal	mg/kg			-	-	-	-	-	-	-

				Location Code	TP04004	TP04004	TP04004	TP04004	TP04004	WS01005	WS01005
				Sample Depth Range	0.05-0.1	0.1-0.15	0.4-0.45	1.75-1.8	2.3-2.35	0.05-0.15	0.15-0.3
				Sampled Date Time	03/10/2019	03/10/2019	03/10/2019	03/10/2019	03/10/2019	09/10/2019	09/10/2019
				LQM S4UL Public Open Space (POS) Residential - 1% SOM (GAC)							
Chem Group	**ChemName**	**output unit**	**EQL**								
	2,4-DDT	mg/kg	0.05		-	-	-	-	-	-	-
	2,4-Dichlorprop	mg/kg			-	-	-	-	-	-	-
	4-(2,4-Dichlorophenoxy)butyric Acid (2,4-DB)	mg/kg			-	-	-	-	-	-	-
	4,4-DDE	mg/kg	0.05		-	-	-	-	-	-	-
	a-BHC	mg/kg	0.05	24	-	-	-	-	-	-	-
	Aldrin	mg/kg	0.05	18	-	-	-	-	-	-	-
	Atrazine	mg/kg	0.05	1200	-	-	-	-	-	-	-
	Azinophos methyl	mg/kg	0.05		-	-	-	-	-	-	-
	b-BHC	mg/kg	0.05	8.1	-	-	-	-	-	-	-
	Bentazone	mg/kg			-	-	-	-	-	-	-
	Chlordane (cis)	mg/kg	0.05		-	-	-	-	-	-	-
	Chlordane (trans)	mg/kg	0.05		-	-	-	-	-	-	-
	Chlorfenvinphos	mg/kg	0.05		-	-	-	-	-	-	-
	Chlorotoluron	mg/kg			-	-	-	-	-	-	-
	Chlorpyrifos-methyl	mg/kg	0.05		-	-	-	-	-	-	-
	Cyanazine	mg/kg			-	-	-	-	-	-	-
	d-BHC	mg/kg	0.05		-	-	-	-	-	-	-
	DDD	mg/kg	0.05		-	-	-	-	-	-	-
	DDT	mg/kg	0.05		-	-	-	-	-	-	-
	Chlorothalonil	mg/kg	0.05		-	-	-	-	-	-	-
	Diazinon	mg/kg	0.05		-	-	-	-	-	-	-
	Dichlorvos	mg/kg	0.05	16	-	-	-	-	-	-	-
	Dieldrin	mg/kg	0.05	18	-	-	-	-	-	-	-
	Dimethoate	mg/kg	0.05		-	-	-	-	-	-	-
	Disulfoton	mg/kg	0.05		-	-	-	-	-	-	-
	Diuron	mg/kg			-	-	-	-	-	-	-
	Endosulfan I	mg/kg	0.05	1200	-	-	-	-	-	-	-
	Endosulfan II	mg/kg	0.05		-	-	-	-	-	-	-
	Endosulfan sulphate	mg/kg	0.05		-	-	-	-	-	-	-
	Endrin	mg/kg	0.05		-	-	-	-	-	-	-
	Fenitrothion	mg/kg	0.05		-	-	-	-	-	-	-
	Fenthion	mg/kg	0.05		-	-	-	-	-	-	-
	Fluroxypyr	mg/kg			-	-	-	-	-	-	-
	g-BHC (Lindane)	mg/kg	0.05	8.2	-	-	-	-	-	-	-
	Heptachlor	mg/kg	0.05		-	-	-	-	-	-	-
	Isodrin	mg/kg	0.05		-	-	-	-	-	-	-
	Isoproturon	mg/kg			-	-	-	-	-	-	-
	Linuron	mg/kg			-	-	-	-	-	-	-
	Malathion	mg/kg	0.05		-	-	-	-	-	-	-
	2-Methyl-4-chlorophenoxyacetic acid	mg/kg			-	-	-	-	-	-	-
	2-Methyl-4-Chlorophenoxy Butanoic Acid	mg/kg			-	-	-	-	-	-	-
	Mecoprop	mg/kg			-	-	-	-	-	-	-
	Methoxychlor	mg/kg	0.05		-	-	-	-	-	-	-
	Methyl parathion	mg/kg	0.05		-	-	-	-	-	-	-
	Mevinphos (Phosdrin)	mg/kg	0.05		-	-	-	-	-	-	-
	Nitroguanidine	mg/kg			-	-	-	-	-	-	-
	o,p-DDD	mg/kg	0.05		-	-	-	-	-	-	-
	o,p'-DDE	mg/kg	0.05		-	-	-	-	-	-	-
	o,p-Methoxychlor	mg/kg	0.05		-	-	-	-	-	-	-
	Parathion	mg/kg	0.05		-	-	-	-	-	-	-
	Pendimethalin	mg/kg	0.05		-	-	-	-	-	-	-
	Permethrin	mg/kg	0.05		-	-	-	-	-	-	-

				Location Code	TP04004	TP04004	TP04004	TP04004	TP04004	WS01005	WS01005
				Sample Depth Range	0.05-0.1	0.1-0.15	0.4-0.45	1.75-1.8	2.3-2.35	0.05-0.15	0.15-0.3
				Sampled Date Time	03/10/2019	03/10/2019	03/10/2019	03/10/2019	03/10/2019	09/10/2019	09/10/2019
				LQM S4UL Public Open Space (POS) Residential - 1% SOM (GAC)							
Chem Group	ChemName	output unit	EQL								
	Permethrin II	mg/kg	0.05		-	-	-	-	-	-	-
	Phorate	mg/kg	0.05		-	-	-	-	-	-	-
	Prometryn	mg/kg	0.05		-	-	-	-	-	-	-
	Pronamide	mg/kg	0.05		-	-	-	-	-	-	-
	Propazine	mg/kg	0.05		-	-	-	-	-	-	-
	Simazine	mg/kg	0.05		-	-	-	-	-	-	-
	Terbutryn	mg/kg	0.05		-	-	-	-	-	-	-
	Terbutylazine	mg/kg	0.05		-	-	-	-	-	-	-
	Triadimefon	mg/kg	0.05		-	-	-	-	-	-	-
	Triallate	mg/kg	0.05		-	-	-	-	-	-	-
	Triclopyr	mg/kg			-	-	-	-	-	-	-
	Trifluralin	mg/kg	0.05		-	-	-	-	-	-	-
	Telodrin	mg/kg	0.05		-	-	-	-	-	-	-
Radionuclides	Caesium-137	Bq/kg	1.4		-	-	-	-	-	-	-
	Protactinium-234m	Bq/kg	140		-	-	-	-	-	-	-
	Americium-241	Bq/g	0.0022		-	-	-	-	-	-	-
	Beryllium-7	Bq/g	0.016		-	-	-	-	-	-	-
	Cobalt-60	Bq/g	0.0015		-	-	-	-	-	-	-
	Gross alpha	Bq/kg	54		-	-	-	-	-	-	-
	Gross beta	Bq/kg	87		-	-	-	-	-	-	-
	Lead-210	Bq/kg	22		-	-	-	-	-	-	-
	Potassium-40	Bq/kg	2		-	-	-	-	-	-	-
	Radium -224	Bq/g	0.022		-	-	-	-	-	-	-
	Radium-226	Bq/g	0.0005		-	-	-	-	-	-	-
	Thorium-228	Bq/g	0.0005		-	-	-	-	-	-	-
	Thorium-230	Bq/g	0.0005		-	-	-	-	-	-	-
	Thorium-232	Bq/g	0.0005		-	-	-	-	-	-	-
	Thorium-234	Bq/g	0.025		-	-	-	-	-	-	-
	Uranium-234	Bq/g	0.0005		-	-	-	-	-	-	-
	Uranium-235	Bq/g	0.0005		-	-	-	-	-	-	-
SVOC TIC	SVOC TICS - Detect	Detect			-	-	-	0	0	-	-
	SVOC Tentatively Identified Compounds	mg/kg	0.1		-	-	-	<1	<1	-	-
VOC TIC	VOC Tentatively Identified Compounds	mg/kg	0.05		-	-	-	-	-	-	-
Explosives	2,2,4,4,6,6-Hexanitrostilbene	mg/kg			-	-	-	-	-	-	-
	2,4,6-Trinitrotoluene (TNT)	mg/kg		130	-	-	-	-	-	-	-
	2,4,6-trinitrophenyl	mg/kg			-	-	-	-	-	-	-
	HMX	mg/kg		13000	-	-	-	-	-	-	-
	Ethylene glycol dinitrate	mg/kg			-	-	-	-	-	-	-
	Nitrocellulose (12% N)	mg/kg			-	-	-	-	-	-	-
	Nitroglycerine	mg/kg			-	-	-	-	-	-	-
	PETN	mg/kg			-	-	-	-	-	-	-
	RDX	mg/kg		26000	-	-	-	-	-	-	-
	Tetryl	mg/kg			-	-	-	-	-	-	-
NA	Actinium-228	Bq/kg	2		-	-	-	-	-	-	-
	Caesium-134	Bq/kg	1.7		-	-	-	-	-	-	-
	Bismuth-212	Bq/kg	19		-	-	-	-	-	-	-
	Bismuth-214	Bq/kg	2		-	-	-	-	-	-	-
	Lead-212	Bq/kg	2		-	-	-	-	-	-	-
	Lead-214	Bq/kg	2		-	-	-	-	-	-	-
	Thallium-208	Bq/kg	2		-	-	-	-	-	-	-
Other	Temperature	°C			18.1	18.1	16.8	17.6	18.2	18	18.2
	Conductivity @ 20oC	uS/cm	14		1190 - 1240	1830 - 1910	1390 - 1760	351 - 406	335 - 340	201 - 205	459 - 475
	Organic Matter	%	0.35		-	-	-	-	-	-	-
	Moisture Content (dried @35oC)	%			31	18	25	32	12	5.2	9.2
	pH (Lab)	pH Units	1		7 - 7.79	7.99 - 8.23	7.92 - 8.45	5.85 - 6.47	8.29 - 8.69	8.36 - 9.04	8.93 - 10.9
	Total Organic Carbon	%	0.2		9.29	0.81	0.818	1.69	<0.2	4.27	2.09

Environmental Standards Comments
#1:GAC is only presented as speciated chromium. 7.7mg/kg is used for hexavalent. If hexavalent chromium (CrVI) data is available, a value of 1,500mg/kg may be appropriate for the remaining trivalent chromium (CrIII).
#2:C4SL for lead adopted
#3:GAC only presented as speciated mercury. 16mg/kg is used for elemental mercury. If the CSM indicates that elemental mercury is not a CoC and mercury is present in an inorganic form, a value of 120mg/kg for inorganic mercury may be appropriate
#4:Updated S4UL for nickel
#5:S4UL exceeds solubility saturation limit
#6:Criteria derived for Ali>C16-C35 split between Ali>C16-21 & Ali>C21-35. Requires summation of fractions to use Ali>C16-C35 criteria.
#7:Criteria presented is for p-xylene. A separate value is presented for o-xylene.
#8:S4UL based on a threshold protective of direct skin contact with phenol

Key

<0.6	Result MDL exceeds GAC
27.8	Result exceeds GAC

Notes
Where a range is given a determinand has been analysed for by more than one method

				Location Code	WS01005	WS01005	WS01007	WS01014	WS01014	WS01014	WS01014
				Sample Depth Range	0.3-0.4	1.8-2	0.05-0.15	0.15-0.15	0.15-0.15	0.3-0.4	1.8-2
				Sampled Date Time	09/10/2019	09/10/2019	23/08/2019	10/10/2019	12/12/2019	10/10/2019	10/10/2019
				LQM S4UL Public Open Space (POS) Residential - 1% SOM (GAC)							
Chem Group	**ChemName**	**output unit**	**EQL**								
Metals	Antimony	mg/kg	0.6		-	-	-	-	-	-	-
	Arsenic	mg/kg	0.6	79	7.75	<0.6	9.46	9.69	-	23.9	1.75
	Barium	mg/kg	0.6	-	-	-	-	-	-	-	-
	Beryllium	mg/kg	0.01	2.2	-	-	-	-	-	-	-
	Boron	mg/kg	1	21000	<1	<1	<1	<1	-	<1	<1
	Cadmium	mg/kg	0.02	120	0.0295	0.752	0.0725	0.161	-	<0.02	1.19
	Chromium (hexavalent)	mg/kg	0.6	7.7	<0.6	<0.6	<0.6	<0.6	-	<0.6	<0.6
	Chromium	mg/kg	0.9	[#1]	28.4	3.48	18.5	33	-	121	4.48
	Copper	mg/kg	1.4	12000	11.4	3.72	10.3	32.1	-	7.59	3.08
	Lead	mg/kg	0.7	630[#2]	11.9	2.27	33.4	320	-	14.7	1.8
	Mercury	mg/kg	0.14	[#3]	<0.14	<0.14	<0.14	<0.14	-	<0.14	<0.14
	Molybdenum	mg/kg	0.1		-	-	-	-	-	-	-
	Nickel	mg/kg	0.2	230[#4]	21.7	8.67	8.7	19.3	-	21.4	25.2
	Selenium	mg/kg	1	1100	<1	<1	<1	<1	-	<1	<1
	Vanadium	mg/kg	0.2	2000	-	-	-	-	-	-	-
	Zinc	mg/kg	1.9	81000	49.5	30.5	37.1	99.1	-	109	48.2
Asbestos	Anthophyllite	Detect			0	0	0	0	-	0	0
	Asbestos Analysts Comments	-			-	-	-	-	-	-	-
	Asbestos PCOM Quantification	%	0.001		-	-	-	-	-	-	-
	Asbestos Quantification Total	%	0.001		-	-	-	-	-	-	-
	Asbestos: Actinolite	Detect			0	0	0	0	-	0	0
	Additional Asbestos Components (Using TM048)	Comment			-	-	-	-	-	-	-
	Crocidolite Asbestos	Detect			0	0	0	0	-	0	0
	Asbestos Gravimetric Quantification	%	0.001		-	-	-	-	-	-	-
	Chrysotile Asbestos	Detect			0	0	0	0	-	0	0
	Amosite Asbestos	Detect			0	0	0	0	-	0	0
	Non-Asbestos Fibre	Detect			0	0	0	0	-	0	0
	Tremolite	Detect			0	0	0	0	-	0	0
Inorganics	Alkalinity (total) as CaCO3	mg/kg	10		-	-	-	-	-	-	-
	Ammoniacal Nitrogen as N	mg/kg	12		-	-	-	-	-	-	-
	Cyanide (Free)	mg/kg	1		<1	<1	<1	<1	-	<1	<1
	Cyanide Total	mg/kg	1		<1	<1	<1	<1	-	<1	<1
	cyanides-complex	mg/kg	1		<1	<1	<1	<1	-	<1	<1
	Nitrite (as N)	mg/kg	0.03		-	-	-	-	-	-	-
	Sulphate	mg/kg	200		-	-	-	-	-	-	-
PAH	Naphthalene	mg/kg	0.009	4900	<0.045	<0.009	<0.009	<0.013 - 0.418	-	<0.009	<0.009
	Acenaphthene	mg/kg	0.008	15000	<0.04	<0.008	<0.008	0.176 - 2.72	-	<0.008	<0.008
	Acenaphthylene	mg/kg	0.012	15000	<0.06	<0.012	<0.012	<0.2 - 0.0209	-	<0.012	<0.012
	Fluoranthene	mg/kg	0.017	3100	0.467	<0.017	0.194	3.71 - 25.5	-	<0.017	<0.017
	Anthracene	mg/kg	0.016	74000	<0.08	<0.016	<0.016	0.473 - 6.75	-	<0.016	<0.016
	Phenanthrene	mg/kg	0.015	3100	0.122	<0.015	0.0752	2.1 - 24.9	-	<0.015	<0.015
	Fluorene	mg/kg	0.01	9900	<0.05	<0.01	<0.01	0.135 - 1.89	-	<0.01	<0.01
	Chrysene	mg/kg	0.01	57	0.25	<0.01	0.0921	1.49 - 8.73	-	<0.01	<0.01
	Pyrene	mg/kg	0.015	7400	0.425	<0.015	0.159	3.1 - 21.4	-	<0.015	<0.015
	Benzo(a)anthracene	mg/kg	0.014	29	0.26	<0.014	0.0844	1.6 - 9.39	-	<0.014	<0.014
	Benzo(b)fluoranthene	mg/kg	0.015	7.1	0.505	<0.015	0.147	1.86 - 6.23	-	<0.015	<0.015
	Benzo(k)fluoranthene	mg/kg	0.014	190	0.165	<0.014	0.0567	0.667 - 6.46	-	<0.014	<0.014
	Benzo(a)pyrene	mg/kg	0.015	5.7	0.318	<0.015	0.0924	1.31 - 7.09	-	<0.015	<0.015
	Dibenz(a,h)anthracene	mg/kg	0.023	0.57	<0.115	<0.023	<0.023	0.139 - 0.463	-	<0.023	<0.023
	Benzo(g,h,i)perylene	mg/kg	0.024	640	0.226	<0.024	0.0837	0.703 - 4.18	-	<0.024	<0.024
	Indeno(1,2,3-c,d)pyrene	mg/kg	0.018	82	0.299	<0.018	0.0973	0.792 - 3.82	-	<0.018	<0.018
	PAH 16 Total	mg/kg	0.118		3.04	<0.118	1.08	18.3	-	<0.118	<0.118
TPH CWG	>C5-C6 Aliphatics	mg/kg	0.01	(sol)570000[#5]	-	-	-	-	-	-	-
	>C6-C8 Aliphatics	mg/kg	0.01	600000	-	-	-	-	-	-	-
	>C10-C44 Aliphatics	mg/kg	5		-	-	-	-	-	-	-
	>C10-C44 Aliphatics/Aromatics	mg/kg	10		-	-	-	-	-	-	-
	>C8-C10 Aliphatics	mg/kg	0.01	13000	-	-	-	-	-	-	-
	>C10-C12 Aliphatics	mg/kg	0.01	13000	-	-	-	-	-	-	-
	>C12-C16 Aliphatics	mg/kg	0.1	13000	-	-	-	-	-	-	-
	>C16-C21 Aliphatics	mg/kg	0.1	125000[#6]	-	-	-	-	-	-	-
	>C21-C35 Aliphatics	mg/kg	0.1	125000[#6]	-	-	-	-	-	-	-
	>C35-C44 Aliphatics	mg/kg	0.1	250000	-	-	-	-	-	-	-
	>C5-C10 Aliphatics	mg/kg	0.05		-	-	-	-	-	-	-
	Total Aliphatics >C12-C44	mg/kg	0.1		-	-	-	-	-	-	-
	>EC5-EC10 Aromatics	mg/kg	0.05		-	-	-	-	-	-	-
	>EC6-EC7 Aromatics	mg/kg	0.01		-	-	-	-	-	-	-
	>EC7-EC8 Aromatics	mg/kg	0.01	56000	-	-	-	-	-	-	-
	>EC8-EC10 Aromatics	mg/kg	0.01	5000	-	-	-	-	-	-	-
	>EC10-EC12 Aromatics	mg/kg	0.01	5000	-	-	-	-	-	-	-
	>EC10-EC44 Aromatics	mg/kg	5		-	-	-	-	-	-	-
	>EC12-EC16 Aromatics	mg/kg	0.1	5100	-	-	-	-	-	-	-
	>EC16-EC21 Aromatics	mg/kg	0.1	3800	-	-	-	-	-	-	-
	>EC21-EC35 Aromatics	mg/kg	0.1	3800	-	-	-	-	-	-	-
	>EC35-EC44 Aromatics	mg/kg	0.1	3800	-	-	-	-	-	-	-
	>EC40-EC44 Aromatics	mg/kg	0.1		-	-	-	-	-	-	-
	>EC12-EC44 Aromatics	mg/kg	0.1		-	-	-	-	-	-	-
	TPH Aliphatics & Aromatics >C5-44	mg/kg	0.1		-	-	-	-	-	-	-
TPH	>C5-C6	mg/kg	0.02		<0.02	<0.02	<0.02	<0.02	-	<0.02	<0.02

				Location Code	WS01005	WS01005	WS01007	WS01014	WS01014	WS01014	WS01014
				Sample Depth Range	0.3-0.4	1.8-2	0.05-0.15	0.15-0.15	0.15-0.15	0.3-0.4	1.8-2
				Sampled Date Time	09/10/2019	09/10/2019	23/08/2019	10/10/2019	12/12/2019	10/10/2019	10/10/2019
				LQM S4UL Public Open Space (POS) Residential - 1% SOM (GAC)							
Chem_Group	ChemName	output unit	EQL								
	>C6-C7	mg/kg	0.02		<0.02	<0.02	<0.02	<0.02	-	<0.02	<0.02
	>C7-C8	mg/kg	0.02		<0.02	<0.02	<0.02	<0.02	-	<0.02	<0.02
	>C8-C10	mg/kg	0.02		<0.02	<0.02	<0.02	<0.02	-	<0.02	<0.02
	>C10-C12	mg/kg	0.02		<0.02	<0.02	<0.02	<0.02	-	<0.02	<0.02
	>C12-C16	mg/kg	35		<35	<35	<35	<35	-	<35	<35
	>C16-C21	mg/kg	35		<35	<35	<35	<35	-	<35	<35
	>C21-C28	mg/kg	35		<35	<35	<35	35.4	-	<35	<35
	>C28-C35	mg/kg	35		43.4	<35	<35	<35	-	<35	<35
	>C35-C40	mg/kg	35		44.5	<35	<35	<35	-	<35	<35
	GRO >C5-10	mg/kg	0.02		-	-	-	-	-	-	-
	TPH >C6-C40	mg/kg	10		-	-	-	-	-	-	-
	EPH>C5-40	mg/kg	35		121	51.2	35.4	98.6	-	<35	<35
	EPH >C10-40	mg/kg	35		121	51.2	35.4	98.6	-	<35	<35
	GRO >C5-12	mg/kg	0.1		<0.1	<0.1	<0.1	<0.1	-	<0.1	<0.1
	Total Petroleum Hydrocarbons	mg/kg	35		-	-	-	-	-	-	-
BTEX and MTBE	Benzene	mg/kg	0.009	72	<0.009	<0.009	<0.009	<0.009	-	<0.009	<0.009
	Toluene	mg/kg	0.007	56000	<0.007	<0.007	<0.007	<0.007	-	<0.007	<0.007
	Ethylbenzene	mg/kg	0.004	24000	<0.004	<0.004	<0.004	<0.004	-	<0.004	<0.004
	Xylene (m & p)	mg/kg	0.01	41000[#7]	<0.01	<0.01	<0.01	<0.01	-	<0.01	<0.01
	Xylene (o)	mg/kg	0.01	41000	<0.01	<0.01	<0.01	<0.01	-	<0.01	<0.01
	Xylene Total	mg/kg	0.02		-	-	-	-	-	-	-
	MTBE	mg/kg	0.01		<0.01	<0.01	<0.01	<0.01	-	<0.01	<0.01
	Total BTEX	mg/kg	0.04		<0.04	<0.04	<0.04	<0.04	-	<0.04	<0.04
VOC	Styrene	mg/kg	0.01		-	-	-	<0.01	-	<0.01	-
	cis-1,3-dichloropropene	mg/kg	0.01		-	-	-	<0.01	-	<0.01	-
	trans-1,3-dichloropropene	mg/kg	0.01		-	-	-	<0.01	-	<0.01	-
	1,1,1,2-tetrachloroethane	mg/kg	0.01	1400	-	-	-	<0.01	-	<0.01	-
	1,1,1-trichloroethane	mg/kg	0.007	140000	-	-	-	<0.007	-	<0.007	-
	1,1,2,2-tetrachloroethane	mg/kg	0.01	1400	-	-	-	<0.01	-	<0.01	-
	1,1,2-trichloroethane	mg/kg	0.01		-	-	-	<0.01	-	<0.01	-
	1,1-dichloroethane	mg/kg	0.008		-	-	-	<0.008	-	<0.008	-
	1,1-dichloroethene	mg/kg	0.01		-	-	-	<0.01	-	<0.01	-
	1,1-dichloropropene	mg/kg	0.01		-	-	-	<0.01	-	<0.01	-
	1,2,3-trichloropropane	mg/kg	0.016		-	-	-	<0.016	-	<0.016	-
	1,2,4-trimethylbenzene	mg/kg	0.009		-	-	-	<0.009	-	<0.009	-
	1,2-dibromo-3-chloropropane	mg/kg	0.014		-	-	-	<0.014	-	<0.014	-
	1,2-dibromoethane	mg/kg	0.01		-	-	-	<0.01	-	<0.01	-
	1,2-dichloroethane	mg/kg	0.005	29	-	-	-	<0.005	-	<0.005	-
	1,2-dichloropropane	mg/kg	0.01		-	-	-	<0.01	-	<0.01	-
	1,3,5-trimethylbenzene	mg/kg	0.008		-	-	-	<0.008	-	<0.008	-
	1,3-dichloropropane	mg/kg	0.007		-	-	-	<0.007	-	<0.007	-
	2,2-dichloropropane	mg/kg	0.01		-	-	-	<0.01	-	<0.01	-
	2-chlorotoluene	mg/kg	0.009		-	-	-	<0.009	-	<0.009	-
	4-chlorotoluene	mg/kg	0.01		-	-	-	<0.01	-	<0.01	-
	Bromobenzene	mg/kg	0.01		-	-	-	<0.01	-	<0.01	-
	Bromochloromethane	mg/kg	0.01		-	-	-	<0.01	-	<0.01	-
	Bromodichloromethane	mg/kg	0.007		-	-	-	<0.007	-	<0.007	-
	Bromoform	mg/kg	0.01		-	-	-	<0.01	-	<0.01	-
	Bromomethane	mg/kg	0.01		-	-	-	<0.01	-	<0.01	-
	Carbon disulfide	mg/kg	0.007	11000	-	-	-	<0.007	-	<0.007	-
	Carbon tetrachloride	mg/kg	0.01	890	-	-	-	<0.01	-	<0.01	-
	Chlorodibromomethane	mg/kg	0.01		-	-	-	<0.01	-	<0.01	-
	Chloroethane	mg/kg	0.01		-	-	-	<0.01	-	<0.01	-
	Chloroform	mg/kg	0.008	2500	-	-	-	<0.008	-	<0.008	-
	Chloromethane	mg/kg	0.007		-	-	-	<0.007	-	<0.007	-
	cis-1,2-dichloroethene	mg/kg	0.006		-	-	-	<0.006	-	<0.006	-
	Dibromomethane	mg/kg	0.009		-	-	-	<0.009	-	<0.009	-
	Dichlorodifluoromethane	mg/kg	0.006		-	-	-	<0.006	-	<0.006	-
	Dichloromethane	mg/kg	0.01		-	-	-	<0.01	-	<0.01	-
	Isopropylbenzene	mg/kg	0.005		-	-	-	<0.005	-	<0.005	-
	n-butylbenzene	mg/kg	0.011		-	-	-	<0.011	-	<0.011	-
	n-propylbenzene	mg/kg	0.01		-	-	-	<0.01	-	<0.01	-
	p-isopropyltoluene	mg/kg	0.01		-	-	-	<0.01	-	<0.01	-
	sec-butylbenzene	mg/kg	0.01		-	-	-	<0.01	-	<0.01	-
	Trichloroethene	mg/kg	0.009	120	-	-	-	<0.009	-	<0.009	-
	tert-butylbenzene	mg/kg	0.014		-	-	-	<0.014	-	<0.014	-
	Tetrachloroethene	mg/kg	0.005	1400	-	-	-	<0.005	-	<0.005	-
	trans-1,2-dichloroethene	mg/kg	0.01		-	-	-	<0.01	-	<0.01	-
	Trichlorofluoromethane	mg/kg	0.006		-	-	-	<0.006	-	<0.006	-
	Vinyl chloride	mg/kg	0.006	3.5	-	-	-	<0.006	-	<0.006	-
	tert-Amyl methyl ether	mg/kg	0.01		-	-	-	<0.01	-	<0.01	-
VOC/SVOC	1,2,3-trichlorobenzene	mg/kg	0.02	1800	-	-	-	<0.02	-	<0.02	-
	1,2,4-trichlorobenzene	mg/kg	0.02	15000	-	-	-	<0.02	-	<0.02	-
	1,2-dichlorobenzene	mg/kg	0.01	90000	-	-	-	<0.01	-	<0.01	-
	1,3,5-Trichlorobenzene	mg/kg	0.02	1700	-	-	-	<0.02	-	<0.02	-
	1,3-dichlorobenzene	mg/kg	0.008	300	-	-	-	<0.008	-	<0.008	-
	1,4-dichlorobenzene	mg/kg	0.005	17000	-	-	-	<0.005	-	<0.005	-

				Location Code	WS01005	WS01005	WS01007	WS01014	WS01014	WS01014	WS01014
				Sample Depth Range	0.3-0.4	1.8-2	0.05-0.15	0.15-0.15	0.15-0.15	0.3-0.4	1.8-2
				Sampled Date Time	09/10/2019	09/10/2019	23/08/2019	10/10/2019	12/12/2019	10/10/2019	10/10/2019
				LQM S4UL Public Open Space (POS) Residential - 1% SOM (GAC)							
Chem_Group	ChemName	output unit	EQL								
	Chlorobenzene	mg/kg	0.005	11000	-	-	-	<0.005	-	<0.005	-
	Hexachlorobutadiene	mg/kg	0.02	25	-	-	-	<0.02	-	<0.02	-
SVOC	4-bromophenyl phenyl ether	mg/kg	0.1		-	-	-	<0.2	-	<0.1	-
	4-nitroaniline	mg/kg	0.1		-	-	-	<0.2	-	<0.1	-
	4-nitrophenol	mg/kg	0.1		-	-	-	<0.2	-	<0.1	-
	2,4,5-trichlorophenol	mg/kg	0.1		-	-	-	<0.2	-	<0.1	-
	2,4,6-trichlorophenol	mg/kg	0.1		-	-	-	<0.2	-	<0.1	-
	2,4-dichlorophenol	mg/kg	0.1		-	-	-	<0.2	-	<0.1	-
	2,4-dimethylphenol	mg/kg	0.1		-	-	-	<0.2	-	<0.1	-
	2,4-dinitrotoluene	mg/kg	0.1		-	-	-	<0.2	-	<0.1 - 1	-
	2,6-dinitrotoluene	mg/kg	0.1		-	-	-	<0.2	-	<0.1	-
	2-chloronaphthalene	mg/kg	0.1		-	-	-	<0.2	-	<0.1	-
	2-chlorophenol	mg/kg	0.1		-	-	-	<0.2	-	<0.1	-
	2-methylnaphthalene	mg/kg	0.1		-	-	-	0.757	-	<0.1	-
	2-methylphenol	mg/kg	0.1		-	-	-	<0.2	-	<0.1	-
	2-nitroaniline	mg/kg	0.1		-	-	-	<0.2	-	<0.1	-
	2-nitrophenol	mg/kg	0.1		-	-	-	<0.2	-	<0.1	-
	3-nitroaniline	mg/kg	0.1		-	-	-	<0.2	-	<0.1	-
	4-chloro-3-methylphenol	mg/kg	0.1		-	-	-	<0.2	-	<0.1	-
	4-chloroaniline	mg/kg	0.1		-	-	-	<0.2	-	<0.1	-
	4-chlorophenyl phenyl ether	mg/kg	0.1		-	-	-	<0.2	-	<0.1	-
	4-methylphenol	mg/kg	0.1		-	-	-	<0.2	-	<0.1	-
	Azobenzene	mg/kg	0.1		-	-	-	<0.2	-	<0.1	-
	Bis(2-chloroethoxy) methane	mg/kg	0.1		-	-	-	<0.2	-	<0.1	-
	Bis(2-chloroethyl)ether	mg/kg	0.1		-	-	-	<0.2	-	<0.1	-
	Bis(2-chloroisopropyl) ether	mg/kg	0.1		-	-	-	<0.2	-	<0.1	-
	Bis(2-ethylhexyl) phthalate	mg/kg	0.1		-	-	-	<0.2	-	<0.1	-
	Butyl benzyl phthalate	mg/kg	0.1		-	-	-	<0.2	-	<0.1	-
	Carbazole	mg/kg	0.1		-	-	-	1.56	-	<0.1	-
	Dibenzofuran	mg/kg	0.1		-	-	-	2.16	-	<0.1	-
	Diethylphthalate	mg/kg	0.1		-	-	-	<0.2	-	<0.1	-
	Dimethyl phthalate	mg/kg	0.1		-	-	-	<0.2	-	<0.1	-
	Di-n-butyl phthalate	mg/kg	0.1		-	-	-	<0.2	-	<0.1	-
	Di-n-octyl phthalate	mg/kg	0.1		-	-	-	<0.2	-	<0.1	-
	Hexachlorobenzene	mg/kg	0.05	16	-	-	-	<0.2	-	<0.1	-
	Hexachlorocyclopentadiene	mg/kg	0.1		-	-	-	<0.2	-	<0.1	-
	Hexachloroethane	mg/kg	0.1		-	-	-	<0.2	-	<0.1	-
	Isophorone	mg/kg	0.1		-	-	-	<0.2	-	<0.1	-
	Nitrobenzene	mg/kg	0.1		-	-	-	<0.2	-	<0.1	-
	N-nitrosodi-n-propylamine	mg/kg	0.1		-	-	-	<0.2	-	<0.1	-
	Pentachloronitrobenzene	mg/kg	0.05		-	-	-	-	-	-	-
	Pentachlorophenol	mg/kg	0.1	60	-	-	-	<0.2	-	<0.1	-
PCB	Heptachlorobiphenyl, 2,3,3,4,4,5,5- (PCB 189)	mg/kg	0.003		-	-	-	-	-	-	-
	Hexachlorobiphenyl, 2,3,3,4,4,5- (PCB 156)	mg/kg	0.003		-	-	-	-	-	-	-
	Hexachlorobiphenyl, 2,3,3,4,4,5- (PCB 157)	mg/kg	0.003		-	-	-	-	-	-	-
	Hexachlorobiphenyl, 2,3,4,4,5,5- (PCB 167)	mg/kg	0.003		-	-	-	-	-	-	-
	Hexachlorobiphenyl, 3,3,4,4,5,5- (PCB 169)	mg/kg	0.003		-	-	-	-	-	-	-
	PCB 101	mg/kg	0.003		-	-	-	-	-	-	-
	PCB 118	mg/kg	0.003		-	-	-	-	-	-	-
	PCB 138	mg/kg	0.003		-	-	-	-	-	-	-
	PCB 153	mg/kg	0.003		-	-	-	-	-	-	-
	PCB 180	mg/kg	0.003		-	-	-	-	-	-	-
	PCB 28	mg/kg	0.003		-	-	-	-	-	-	-
	PCB 52	mg/kg	0.003		-	-	-	-	-	-	-
	Pentachlorobiphenyl, 2,3,3,4,4- (PCB 105)	mg/kg	0.003		-	-	-	-	-	-	-
	Pentachlorobiphenyl, 2,3,4,4,5- (PCB 114)	mg/kg	0.003		-	-	-	-	-	-	-
	Pentachlorobiphenyl, 2,3,4,4,5- (PCB 123)	mg/kg	0.003		-	-	-	-	-	-	-
	Pentachlorobiphenyl, 3,3,4,4,5- (PCB 126)	mg/kg	0.003		-	-	-	-	-	-	-
	Tetrachlorobiphenyl, 3,3,4,4- (PCB 77)	mg/kg	0.003		-	-	-	-	-	-	-
	Tetrachlorobiphenyl, 3,4,4,5- (PCB 81)	mg/kg	0.003		-	-	-	-	-	-	-
	Total PCB 7 Congeners	mg/kg	0.021		-	-	-	-	-	-	-
	Total PCB WHO 12	mg/kg	0.036		-	-	-	-	-	-	-
Phenolics	Xylenols	mg/kg	0.015		<0.015	<0.015	<0.015	<0.015	-	<0.015	<0.015
	Cresol Total	mg/kg	0.01		<0.01	<0.01	<0.01	<0.01	-	<0.01	<0.01
	Phenol	mg/kg	0.01	(dir)760[#8]	<0.01	<0.01	<0.01	<0.01	-	<0.01	<0.01
	Phenols Monohydric	mg/kg	0.035		<0.035	<0.035	<0.035	<0.035	-	<0.035	<0.035
Organotins	Dibutyltin	mg/kg			-	-	-	-	-	-	-
	Monophenyltin	mg/kg			-	-	-	-	-	-	-
	Diphenyltin	mg/kg			-	-	-	-	-	-	-
	Monobutyltin	mg/kg			-	-	-	-	-	-	-
	Tetrabutyltin	mg/kg			-	-	-	-	-	-	-
	Tributyltin	mg/kg			-	-	-	-	-	-	-
	Triphenyltin	mg/kg			-	-	-	-	-	-	-
Pesticides	Heptachlor epoxide	mg/kg	0.05		-	-	-	-	-	-	-
	Tecnazene	mg/kg	0.05		-	-	-	-	-	-	-
	2,4,5-TP (Silvex)	mg/kg			-	-	-	-	-	-	-
	Hedonal	mg/kg			-	-	-	-	-	-	-

				Location Code	WS01005	WS01005	WS01007	WS01014	WS01014	WS01014	WS01014
				Sample Depth Range	0.3-0.4	1.8-2	0.05-0.15	0.15-0.15	0.15-0.15	0.3-0.4	1.8-2
				Sampled Date Time	09/10/2019	09/10/2019	23/08/2019	10/10/2019	12/12/2019	10/10/2019	10/10/2019
			LQM S4UL Public Open Space (POS) Residential - 1% SOM (GAC)								
Chem_Group	**ChemName**	**output unit**	**EQL**								
	2,4-DDT	mg/kg	0.05		-	-	-	-	-	-	-
	2,4-Dichlorprop	mg/kg			-	-	-	-	-	-	-
	4-(2,4-Dichlorophenoxy)butyric Acid (2,4-DB)	mg/kg			-	-	-	-	-	-	-
	4,4-DDE	mg/kg	0.05		-	-	-	-	-	-	-
	a-BHC	mg/kg	0.05	24	-	-	-	-	-	-	-
	Aldrin	mg/kg	0.05	18	-	-	-	-	-	-	-
	Atrazine	mg/kg	0.05	1200	-	-	-	-	-	-	-
	Azinophos methyl	mg/kg	0.05		-	-	-	-	-	-	-
	b-BHC	mg/kg	0.05	8.1	-	-	-	-	-	-	-
	Bentazone	mg/kg			-	-	-	-	-	-	-
	Chlordane (cis)	mg/kg	0.05		-	-	-	-	-	-	-
	Chlordane (trans)	mg/kg	0.05		-	-	-	-	-	-	-
	Chlorfenvinphos	mg/kg	0.05		-	-	-	-	-	-	-
	Chlorotoluron	mg/kg			-	-	-	-	-	-	-
	Chlorpyrifos-methyl	mg/kg	0.05		-	-	-	-	-	-	-
	Cyanazine	mg/kg			-	-	-	-	-	-	-
	d-BHC	mg/kg	0.05		-	-	-	-	-	-	-
	DDD	mg/kg	0.05		-	-	-	-	-	-	-
	DDT	mg/kg	0.05		-	-	-	-	-	-	-
	Chlorothalonil	mg/kg	0.05		-	-	-	-	-	-	-
	Diazinon	mg/kg	0.05		-	-	-	-	-	-	-
	Dichlorvos	mg/kg	0.05	16	-	-	-	-	-	-	-
	Dieldrin	mg/kg	0.05	18	-	-	-	-	-	-	-
	Dimethoate	mg/kg	0.05		-	-	-	-	-	-	-
	Disulfoton	mg/kg	0.05		-	-	-	-	-	-	-
	Diuron	mg/kg			-	-	-	-	-	-	-
	Endosulfan I	mg/kg	0.05	1200	-	-	-	-	-	-	-
	Endosulfan II	mg/kg	0.05		-	-	-	-	-	-	-
	Endosulfan sulphate	mg/kg	0.05		-	-	-	-	-	-	-
	Endrin	mg/kg	0.05		-	-	-	-	-	-	-
	Fenitrothion	mg/kg	0.05		-	-	-	-	-	-	-
	Fenthion	mg/kg	0.05		-	-	-	-	-	-	-
	Fluroxypyr	mg/kg			-	-	-	-	-	-	-
	g-BHC (Lindane)	mg/kg	0.05	8.2	-	-	-	-	-	-	-
	Heptachlor	mg/kg	0.05		-	-	-	-	-	-	-
	Isodrin	mg/kg	0.05		-	-	-	-	-	-	-
	Isoproturon	mg/kg			-	-	-	-	-	-	-
	Linuron	mg/kg			-	-	-	-	-	-	-
	Malathion	mg/kg	0.05		-	-	-	-	-	-	-
	2-Methyl-4-chlorophenoxyacetic acid	mg/kg			-	-	-	-	-	-	-
	2-Methyl-4-Chlorophenoxy Butanoic Acid	mg/kg			-	-	-	-	-	-	-
	Mecoprop	mg/kg			-	-	-	-	-	-	-
	Methoxychlor	mg/kg	0.05		-	-	-	-	-	-	-
	Methyl parathion	mg/kg	0.05		-	-	-	-	-	-	-
	Mevinphos (Phosdrin)	mg/kg	0.05		-	-	-	-	-	-	-
	Nitroguanidine	mg/kg			-	-	-	<0.25	-	<0.25	-
	o,p-DDD	mg/kg	0.05		-	-	-	-	-	-	-
	o,p'-DDE	mg/kg	0.05		-	-	-	-	-	-	-
	o,p-Methoxychlor	mg/kg	0.05		-	-	-	-	-	-	-
	Parathion	mg/kg	0.05		-	-	-	-	-	-	-
	Pendimethalin	mg/kg	0.05		-	-	-	-	-	-	-
	Permethrin	mg/kg	0.05		-	-	-	-	-	-	-

				Location Code	WS01005	WS01005	WS01007	WS01014	WS01014	WS01014	WS01014
				Sample Depth Range	0.3-0.4	1.8-2	0.05-0.15	0.15-0.15	0.15-0.15	0.3-0.4	1.8-2
				Sampled Date Time	09/10/2019	09/10/2019	23/08/2019	10/10/2019	12/12/2019	10/10/2019	10/10/2019
			LQM S4UL Public Open Space (POS) Residential - 1% SOM (GAC)								
Chem Group	ChemName	output unit	EQL								
	Permethrin II	mg/kg	0.05		-	-	-	-	-	-	-
	Phorate	mg/kg	0.05		-	-	-	-	-	-	-
	Prometryn	mg/kg	0.05		-	-	-	-	-	-	-
	Pronamide	mg/kg	0.05		-	-	-	-	-	-	-
	Propazine	mg/kg	0.05		-	-	-	-	-	-	-
	Simazine	mg/kg	0.05		-	-	-	-	-	-	-
	Terbutryn	mg/kg	0.05		-	-	-	-	-	-	-
	Terbutylazine	mg/kg	0.05		-	-	-	-	-	-	-
	Triadimefon	mg/kg	0.05		-	-	-	-	-	-	-
	Triallate	mg/kg	0.05		-	-	-	-	-	-	-
	Triclopyr	mg/kg			-	-	-	-	-	-	-
	Trifluralin	mg/kg	0.05		-	-	-	-	-	-	-
	Telodrin	mg/kg	0.05		-	-	-	-	-	-	-
Radionuclides	Caesium-137	Bq/kg	1.4		-	-	-	-	<1.7	-	-
	Protactinium-234m	Bq/kg	140		-	-	-	-	<190	-	-
	Americium-241	Bq/g	0.0022		-	-	-	-	<0.0035	-	-
	Beryllium-7	Bq/g	0.016		-	-	-	-	<0.016	-	-
	Cobalt-60	Bq/g	0.0015		-	-	-	-	<0.0017	-	-
	Gross alpha	Bq/kg	54		-	-	-	-	270	-	-
	Gross beta	Bq/kg	87		-	-	-	-	450	-	-
	Lead-210	Bq/kg	22		-	-	-	-	<37	-	-
	Potassium-40	Bq/kg	2		-	-	-	-	330	-	-
	Radium -224	Bq/g	0.022		-	-	-	-	<0.026	-	-
	Radium-226	Bq/g	0.0005		-	-	-	-	<0.03 - 0.0084	-	-
	Thorium-228	Bq/g	0.0005		-	-	-	-	0.0241	-	-
	Thorium-230	Bq/g	0.0005		-	-	-	-	0.0228	-	-
	Thorium-232	Bq/g	0.0005		-	-	-	-	0.0233	-	-
	Thorium-234	Bq/g	0.025		-	-	-	-	<0.043	-	-
	Uranium-234	Bq/g	0.0005		-	-	-	-	0.018	-	-
	Uranium-235	Bq/g	0.0005		-	-	-	-	<0.0011	-	-
SVOC TIC	SVOC TICS - Detect	Detect			-	-	-	1	-	0	-
	SVOC Tentatively Identified Compounds	mg/kg	0.1		-	-	-	19.3	-	<1	-
VOC TIC	VOC Tentatively Identified Compounds	mg/kg	0.05		-	-	-	-	-	-	-
Explosives	2,2,4,4,6,6-Hexanitrostilbene	mg/kg			-	-	-	<0.5	-	<0.5	-
	2,4,6-Trinitrotoluene (TNT)	mg/kg		130	-	-	-	<0.1	-	<0.1	-
	2,4,6-trinitrophenyl	mg/kg			-	-	-	<0.1	-	<0.1	-
	HMX	mg/kg		13000	-	-	-	<2	-	<2	-
	Ethylene glycol dinitrate	mg/kg			-	-	-	<1	-	<1	-
	Nitrocellulose (12% N)	mg/kg			-	-	-	<5000	-	<5000	-
	Nitroglycerine	mg/kg			-	-	-	<1	-	<1	-
	PETN	mg/kg			-	-	-	<5	-	<5	-
	RDX	mg/kg		26000	-	-	-	<2	-	<2	-
	Tetryl	mg/kg			-	-	-	<1	-	<1	-
NA	Actinium-228	Bq/kg	2		-	-	-	-	25.8	-	-
	Caesium-134	Bq/kg	1.7		-	-	-	-	<1.9	-	-
	Bismuth-212	Bq/kg	19		-	-	-	-	<22	-	-
	Bismuth-214	Bq/kg	2		-	-	-	-	17	-	-
	Lead-212	Bq/kg	2		-	-	-	-	24.7	-	-
	Lead-214	Bq/kg	2		-	-	-	-	17.4	-	-
	Thallium-208	Bq/kg	2		-	-	-	-	7.4	-	-
Other	Temperature	°C			18.2	11.7	21	16.2	-	17.6	17.9
	Conductivity @ 20oC	uS/cm	14		420 - 442	202 - 203	32.7 - 42.4	281 - 361	-	159 - 177	90.7 - 92.7
	Organic Matter	%	0.35		-	-	-	-	-	-	-
	Moisture Content (dried @35oC)	%			13	17	11	11	-	16	14
	pH (Lab)	pH Units	1		8.64 - 11.1	8.03 - 8.81	6.15 - 7.55	8.26 - 8.79	-	8.26 - 8.66	8.15 - 8.99
	Total Organic Carbon	%	0.2		<0.2	<0.2	0.638	0.856	-	0.222	<0.2

Environmental Standards Comments
#1:GAC is only presented as speciated chromium. 7.7mg/kg is used for hexavalent. If hexavalent chromium (CrVI) data is available, a value of 1,500mg/kg may be appropriate for the remaining trivalent chromium (CrIII).
#2:C4SL for lead adopted
#3:GAC only presented as speciated mercury. 16mg/kg is used for elemental mercury. If the CSM indicates that elemental mercury is not a CoC and mercury is present in an inorganic form, a value of 120mg/kg for inorganic mercury may be appropriate
#4:Updated S4UL for nickel
#5:S4UL exceeds solubility saturation limit
#6:Criteria derived for Ali>C16-C35 split between Ali>C16-21 & Ali>C21-35. Requires summation of fractions to use Ali>C16-C35 criteria.
#7:Criteria presented is for p-xylene. A separate value is presented for o-xylene.
#8:S4UL based on a threshold protective of direct skin contact with phenol

Key

<0.6	Result MDL exceeds GAC
27.8	Result exceeds GAC

Notes
Where a range is given a determinand has been analysed for by more than one method

				Location_Code	WS01015	WS01016	WS01017	WS01017	WS01018	WS01018	WS01018
				Sample_Depth_Range	0.05-0.05	0.05-0.05	0.05-0.15	0.05-0.15	0.05-0.15	0.4-0.6	1.1-1.2
				Sampled_Date_Time	28/08/2019	28/08/2019	30/08/2019	12/12/2019	05/11/2019	05/11/2019	05/11/2019
				LQM S4UL Public Open Space (POS) Residential - 1% SOM (GAC)							
Chem_Group	**ChemName**	**output unit**	**EQL**								
Metals	Antimony	mg/kg	0.6		-	-	-	-	-	-	-
	Arsenic	mg/kg	0.6	79	11.6	12.8	-	-	17	216	6.65
	Barium	mg/kg	0.6		-	-	-	-	-	-	-
	Beryllium	mg/kg	0.01	2.2	-	-	-	-	-	-	-
	Boron	mg/kg	1	21000	<1	1.22	<1	-	<1	<1	<1
	Cadmium	mg/kg	0.02	120	0.747	0.618	-	-	0.024	<0.02	<0.02
	Chromium (hexavalent)	mg/kg	0.6	7.7	<0.6	<0.6	<0.6	-	<0.6	<0.6	<0.6
	Chromium	mg/kg	0.9	[#1]	27.6	54	-	-	26.6	10.8	21.7
	Copper	mg/kg	1.4	12000	14.7	16.6	-	-	4.86	2.26	2.33
	Lead	mg/kg	0.7	630[#2]	38.2	35.8	-	-	27.1	4.89	5.14
	Mercury	mg/kg	0.14	[#3]	0.33	0.265	-	-	<0.14	<0.14	<0.14
	Molybdenum	mg/kg	0.1		-	-	-	-	-	-	-
	Nickel	mg/kg	0.2	230[#4]	26	24.1	-	-	6.48	9.79	6.36
	Selenium	mg/kg	1	1100	<1	<1	-	-	<1	<1	<1
	Vanadium	mg/kg	0.2	2000	-	-	-	-	-	-	-
	Zinc	mg/kg	1.9	81000	80.7	87.1	-	-	29	14.8	23
Asbestos	Anthophyllite	Detect			0	0	-	-	0	0	0
	Asbestos Analysts Comments	-			-	-	-	-	-	-	-
	Asbestos PCOM Quantification	%	0.001		-	-	-	-	-	-	-
	Asbestos Quantification Total	%	0.001		-	-	-	-	-	-	-
	Asbestos: Actinolite	Detect			0	0	-	-	0	0	0
	Additional Asbestos Components (Using TM048)	Comment			-	-	-	-	-	-	-
	Crocidolite Asbestos	Detect			0	0	-	-	0	0	0
	Asbestos Gravimetric Quantification	%	0.001		-	-	-	-	-	-	-
	Chrysotile Asbestos	Detect			0	0	-	-	0	0	0
	Amosite Asbestos	Detect			0	0	-	-	0	0	0
	Non-Asbestos Fibre	Detect			1	0	-	-	0	0	0
	Tremolite	Detect			0	0	-	-	0	0	0
Inorganics	Alkalinity (total) as CaCO3	mg/kg	10		-	-	-	-	-	-	-
	Ammoniacal Nitrogen as N	mg/kg	12		-	-	-	-	-	-	-
	Cyanide (Free)	mg/kg	1		<1	<1	<1	-	<1	<1	<1
	Cyanide Total	mg/kg	1		<1	<1	<1	-	<1	<1	<1
	cyanides-complex	mg/kg	1		<1	<1	<1	-	<1	<1	<1
	Nitrite (as N)	mg/kg	0.03		-	-	-	-	-	-	-
	Sulphate	mg/kg	200		-	-	-	-	-	-	-
PAH	Naphthalene	mg/kg	0.009	4900	0.013	<0.009	-	-	<0.009	<0.009	<0.009
	Acenaphthene	mg/kg	0.008	15000	0.371	<0.008	-	-	<0.008	<0.008	<0.008
	Acenaphthylene	mg/kg	0.012	15000	0.0355	0.0309	-	-	<0.1 - 0.0148	<0.012	<0.012
	Fluoranthene	mg/kg	0.017	3100	6.17	0.506	-	-	0.116 - 0.241	<0.017	<0.017
	Anthracene	mg/kg	0.016	74000	0.939	0.0251	-	-	<0.016	<0.016	<0.016
	Phenanthrene	mg/kg	0.015	3100	3.21	0.139	-	-	<0.1 - 0.0533	<0.015	<0.015
	Fluorene	mg/kg	0.01	9900	0.242	<0.01	-	-	<0.01	<0.01	<0.01
	Chrysene	mg/kg	0.01	57	2.01	0.206	-	-	<0.1 - 0.123	<0.01	<0.01
	Pyrene	mg/kg	0.015	7400	5.15	0.429	-	-	0.139 - 0.237	<0.015	<0.015
	Benzo(a)anthracene	mg/kg	0.014	29	2.42	0.208	-	-	<0.1 - 0.112	<0.014	<0.014
	Benzo(b)fluoranthene	mg/kg	0.015	7.1	2.29	0.318	-	-	<0.1 - 0.202	<0.015	<0.015
	Benzo(k)fluoranthene	mg/kg	0.014	190	0.972	0.129	-	-	<0.1 - 0.0758	<0.014	<0.014
	Benzo(a)pyrene	mg/kg	0.015	5.7	1.76	0.212	-	-	<0.1 - 0.133	<0.015	<0.015
	Dibenz(a,h)anthracene	mg/kg	0.023	0.57	0.156	<0.023	-	-	<0.023	<0.023	<0.023
	Benzo(g,h,i)perylene	mg/kg	0.024	640	0.949	0.161	-	-	<0.1 - 0.101	<0.024	<0.024
	Indeno(1,2,3-c,d)pyrene	mg/kg	0.018	82	1.04	0.163	-	-	<0.1 - 0.112	<0.018	<0.018
	PAH 16 Total	mg/kg	0.118		27.7	2.53	-	-	1.4	<0.118	<0.118
TPH CWG	>C5-C6 Aliphatics	mg/kg	0.01	(sol)570000[#5]	-	-	-	-	-	-	-
	>C6-C8 Aliphatics	mg/kg	0.01	600000	-	-	-	-	-	-	-
	>C10-C44 Aliphatics	mg/kg	5		-	-	-	-	-	-	-
	>C10-C44 Aliphatics/Aromatics	mg/kg	10		-	-	-	-	-	-	-
	>C8-C10 Aliphatics	mg/kg	0.01	13000	-	-	-	-	-	-	-
	>C10-C12 Aliphatics	mg/kg	0.01	13000	-	-	-	-	-	-	-
	>C12-C16 Aliphatics	mg/kg	0.1	13000	-	-	-	-	-	-	-
	>C16-C21 Aliphatics	mg/kg	0.1	125000[#6]	-	-	-	-	-	-	-
	>C21-C35 Aliphatics	mg/kg	0.1	125000[#6]	-	-	-	-	-	-	-
	>C35-C44 Aliphatics	mg/kg	0.1	250000	-	-	-	-	-	-	-
	>C5-C10 Aliphatics	mg/kg	0.05		-	-	-	-	-	-	-
	Total Aliphatics >C12-C44	mg/kg	0.1		-	-	-	-	-	-	-
	>EC5-EC10 Aromatics	mg/kg	0.05		-	-	-	-	-	-	-
	>EC6-EC7 Aromatics	mg/kg	0.01		-	-	-	-	-	-	-
	>EC7-EC8 Aromatics	mg/kg	0.01	56000	-	-	-	-	-	-	-
	>EC8-EC10 Aromatics	mg/kg	0.01	5000	-	-	-	-	-	-	-
	>EC10-EC12 Aromatics	mg/kg	0.01	5000	-	-	-	-	-	-	-
	>EC10-EC44 Aromatics	mg/kg	5		-	-	-	-	-	-	-
	>EC12-EC16 Aromatics	mg/kg	0.1	5100	-	-	-	-	-	-	-
	>EC16-EC21 Aromatics	mg/kg	0.1	3800	-	-	-	-	-	-	-
	>EC21-EC35 Aromatics	mg/kg	0.1	3800	-	-	-	-	-	-	-
	>EC35-EC44 Aromatics	mg/kg	0.1	3800	-	-	-	-	-	-	-
	>EC40-EC44 Aromatics	mg/kg	0.1		-	-	-	-	-	-	-
	>EC12-EC44 Aromatics	mg/kg	0.1		-	-	-	-	-	-	-
	TPH Aliphatics & Aromatics >C5-44	mg/kg	0.1		-	-	-	-	-	-	-
TPH	>C5-C6	mg/kg	0.02		<0.02	<0.02	<0.02	-	<0.02	<0.02	<0.02

				Location Code	WS01015	WS01016	WS01017	WS01017	WS01018	WS01018	WS01018
				Sample Depth Range	0.05-0.05	0.05-0.05	0.05-0.15	0.05-0.15	0.05-0.15	0.4-0.6	1.1-1.2
				Sampled Date Time	28/08/2019	28/08/2019	30/08/2019	12/12/2019	05/11/2019	05/11/2019	05/11/2019
			LQM S4UL Public Open Space (POS) Residential - 1% SOM (GAC)								
Chem_Group	ChemName	output unit	EQL								
	>C6-C7	mg/kg	0.02		<0.02	<0.02	<0.02	-	<0.02	<0.02	<0.02
	>C7-C8	mg/kg	0.02		<0.02	<0.02	<0.02	-	<0.02	<0.02	<0.02
	>C8-C10	mg/kg	0.02		<0.02	<0.02	<0.02	-	<0.02	<0.02	<0.02
	>C10-C12	mg/kg	0.02		<0.02	<0.02	<0.02	-	<0.02	<0.02	<0.02
	>C12-C16	mg/kg	35		<35	<35	-	-	<35	<35	<35
	>C16-C21	mg/kg	35		52.1	<35	-	-	<35	<35	<35
	>C21-C28	mg/kg	35		75.8	<35	-	-	<35	<35	<35
	>C28-C35	mg/kg	35		50.2	<35	-	-	<35	<35	<35
	>C35-C40	mg/kg	35		<35	<35	-	-	<35	<35	<35
	GRO >C5-10	mg/kg	0.02		-	-	-	-	-	-	-
	TPH >C6-C40	mg/kg	10		-	-	-	-	-	-	-
	EPH>C5-40	mg/kg	35		211	60.7	-	-	50.9	<35	<35
	EPH >C10-40	mg/kg	35		211	60.7	-	-	50.9	<35	<35
	GRO >C5-12	mg/kg	0.1		<0.1	<0.1	<0.1	-	<0.1	<0.1	<0.1
	Total Petroleum Hydrocarbons	mg/kg	35		-	-	-	-	-	-	-
BTEX and MTBE	Benzene	mg/kg	0.009	72	<0.09	<0.009	<0.18	-	<0.009	<0.009	<0.009
	Toluene	mg/kg	0.007	56000	<0.07	<0.007	<0.14	-	<0.007	<0.007	<0.007
	Ethylbenzene	mg/kg	0.004	24000	<0.04	<0.004	<0.08	-	<0.004	<0.004	<0.004
	Xylene (m & p)	mg/kg	0.01	41000[#7]	<0.1	<0.01	<0.2	-	<0.01	<0.01	<0.01
	Xylene (o)	mg/kg	0.01	41000	<0.1	<0.01	<0.2	-	<0.01	<0.01	<0.01
	Xylene Total	mg/kg	0.02		-	-	-	-	-	-	-
	MTBE	mg/kg	0.01		<0.1	<0.01	<0.2	-	<0.01	<0.01	<0.01
	Total BTEX	mg/kg	0.04		<0.4	<0.04	<0.8	-	<0.04	<0.04	<0.04
VOC	Styrene	mg/kg	0.01		-	-	-	-	<0.01	<0.01	<0.01
	cis-1,3-dichloropropene	mg/kg	0.01		-	-	-	-	<0.01	<0.01	<0.01
	trans-1,3-dichloropropene	mg/kg	0.01		-	-	-	-	<0.01	<0.01	<0.01
	1,1,1,2-tetrachloroethane	mg/kg	0.01	1400	-	-	-	-	<0.01	<0.01	<0.01
	1,1,1-trichloroethane	mg/kg	0.007	140000	-	-	-	-	<0.007	<0.007	<0.007
	1,1,2,2-tetrachloroethane	mg/kg	0.01	1400	-	-	-	-	<0.01	<0.01	<0.01
	1,1,2-trichloroethane	mg/kg	0.01		-	-	-	-	<0.01	<0.01	<0.01
	1,1-dichloroethane	mg/kg	0.008		-	-	-	-	<0.008	<0.008	<0.008
	1,1-dichloroethene	mg/kg	0.01		-	-	-	-	<0.01	<0.01	<0.01
	1,1-dichloropropene	mg/kg	0.01		-	-	-	-	<0.01	<0.01	<0.01
	1,2,3-trichloropropane	mg/kg	0.016		-	-	-	-	<0.016	<0.016	<0.016
	1,2,4-trimethylbenzene	mg/kg	0.009		-	-	-	-	<0.009	<0.009	<0.009
	1,2-dibromo-3-chloropropane	mg/kg	0.014		-	-	-	-	<0.014	<0.014	<0.014
	1,2-dibromoethane	mg/kg	0.01		-	-	-	-	<0.01	<0.01	<0.01
	1,2-dichloroethane	mg/kg	0.005	29	-	-	-	-	<0.005	<0.005	<0.005
	1,2-dichloropropane	mg/kg	0.01		-	-	-	-	<0.01	<0.01	<0.01
	1,3,5-trimethylbenzene	mg/kg	0.008		-	-	-	-	<0.008	<0.008	<0.008
	1,3-dichloropropane	mg/kg	0.007		-	-	-	-	<0.007	<0.007	<0.007
	2,2-dichloropropane	mg/kg	0.01		-	-	-	-	<0.01	<0.01	<0.01
	2-chlorotoluene	mg/kg	0.009		-	-	-	-	<0.009	<0.009	<0.009
	4-chlorotoluene	mg/kg	0.01		-	-	-	-	<0.01	<0.01	<0.01
	Bromobenzene	mg/kg	0.01		-	-	-	-	<0.01	<0.01	<0.01
	Bromochloromethane	mg/kg	0.01		-	-	-	-	<0.01	<0.01	<0.01
	Bromodichloromethane	mg/kg	0.007		-	-	-	-	<0.007	<0.007	<0.007
	Bromoform	mg/kg	0.01		-	-	-	-	<0.01	<0.01	<0.01
	Bromomethane	mg/kg	0.01		-	-	-	-	<0.01	<0.01	<0.01
	Carbon disulfide	mg/kg	0.007	11000	-	-	-	-	<0.007	<0.007	<0.007
	Carbon tetrachloride	mg/kg	0.01	890	-	-	-	-	<0.01	<0.01	<0.01
	Chlorodibromomethane	mg/kg	0.01		-	-	-	-	<0.01	<0.01	<0.01
	Chloroethane	mg/kg	0.01		-	-	-	-	<0.01	<0.01	<0.01
	Chloroform	mg/kg	0.008	2500	-	-	-	-	<0.008	<0.008	<0.008
	Chloromethane	mg/kg	0.007		-	-	-	-	<0.007	<0.007	<0.007
	cis-1,2-dichloroethene	mg/kg	0.006		-	-	-	-	<0.006	<0.006	<0.006
	Dibromomethane	mg/kg	0.009		-	-	-	-	<0.009	<0.009	<0.009
	Dichlorodifluoromethane	mg/kg	0.006		-	-	-	-	<0.006	<0.006	<0.006
	Dichloromethane	mg/kg	0.01		-	-	-	-	<0.01	<0.01	<0.01
	Isopropylbenzene	mg/kg	0.005		-	-	-	-	<0.005	<0.005	<0.005
	n-butylbenzene	mg/kg	0.011		-	-	-	-	<0.011	<0.011	<0.011
	n-propylbenzene	mg/kg	0.01		-	-	-	-	<0.01	<0.01	<0.01
	p-isopropyltoluene	mg/kg	0.01		-	-	-	-	<0.01	<0.01	<0.01
	sec-butylbenzene	mg/kg	0.01		-	-	-	-	<0.01	<0.01	<0.01
	Trichloroethene	mg/kg	0.009	120	-	-	-	-	<0.009	<0.009	<0.009
	tert-butylbenzene	mg/kg	0.014		-	-	-	-	<0.014	<0.014	<0.014
	Tetrachloroethene	mg/kg	0.005	1400	-	-	-	-	<0.005	<0.005	<0.005
	trans-1,2-dichloroethene	mg/kg	0.01		-	-	-	-	<0.01	<0.01	<0.01
	Trichlorofluoromethane	mg/kg	0.006		-	-	-	-	<0.006	<0.006	<0.006
	Vinyl chloride	mg/kg	0.006	3.5	-	-	-	-	<0.006	<0.006	<0.006
	tert-Amyl methyl ether	mg/kg	0.01		-	-	-	-	<0.01	<0.01	<0.01
VOC/SVOC	1,2,3-trichlorobenzene	mg/kg	0.02	1800	-	-	-	-	<0.02	<0.02	<0.02
	1,2,4-trichlorobenzene	mg/kg	0.02	15000	-	-	-	-	<0.02	<0.02	<0.02
	1,2-dichlorobenzene	mg/kg	0.01	90000	-	-	-	-	<0.01	<0.01	<0.01
	1,3,5-Trichlorobenzene	mg/kg	0.02	1700	-	-	-	-	<0.02	<0.02	<0.02
	1,3-dichlorobenzene	mg/kg	0.008	300	-	-	-	-	<0.008	<0.008	<0.008
	1,4-dichlorobenzene	mg/kg	0.005	17000	-	-	-	-	<0.005	<0.005	<0.005

				Location Code	WS01015	WS01016	WS01017	WS01017	WS01018	WS01018	WS01018
				Sample Depth Range	0.05-0.05	0.05-0.05	0.05-0.15	0.05-0.15	0.05-0.15	0.4-0.6	1.1-1.2
				Sampled Date Time	28/08/2019	28/08/2019	30/08/2019	12/12/2019	05/11/2019	05/11/2019	05/11/2019
				LQM S4UL Public Open Space (POS) Residential - 1% SOM (GAC)							
Chem_Group	ChemName	output unit	EQL								
	Chlorobenzene	mg/kg	0.005	11000	-	-	-	-	<0.005	<0.005	<0.005
	Hexachlorobutadiene	mg/kg	0.02	25	-	-	-	-	<0.02	<0.02	<0.02
SVOC	4-bromophenyl phenyl ether	mg/kg	0.1		-	-	-	-	<0.1	<0.1	<0.1
	4-nitroaniline	mg/kg	0.1		-	-	-	-	<0.1	<0.1	<0.1
	4-nitrophenol	mg/kg	0.1		-	-	-	-	<0.1	<0.1	<0.1
	2,4,5-trichlorophenol	mg/kg	0.1		-	-	-	-	<0.1	<0.1	<0.1
	2,4,6-trichlorophenol	mg/kg	0.1		-	-	-	-	<0.1	<0.1	<0.1
	2,4-dichlorophenol	mg/kg	0.1		-	-	-	-	<0.1	<0.1	<0.1
	2,4-dimethylphenol	mg/kg	0.1		-	-	-	-	<0.1	<0.1	<0.1
	2,4-dinitrotoluene	mg/kg	0.1		<1	-	<1	-	<0.1	<0.1	<0.1
	2,6-dinitrotoluene	mg/kg	0.1		<1	-	<1	-	<0.1	<0.1	<0.1
	2-chloronaphthalene	mg/kg	0.1		-	-	-	-	<0.1	<0.1	<0.1
	2-chlorophenol	mg/kg	0.1		-	-	-	-	<0.1	<0.1	<0.1
	2-methylnaphthalene	mg/kg	0.1		-	-	-	-	<0.1	<0.1	<0.1
	2-methylphenol	mg/kg	0.1		-	-	-	-	<0.1	<0.1	<0.1
	2-nitroaniline	mg/kg	0.1		-	-	-	-	<0.1	<0.1	<0.1
	2-nitrophenol	mg/kg	0.1		-	-	-	-	<0.1	<0.1	<0.1
	3-nitroaniline	mg/kg	0.1		-	-	-	-	<0.1	<0.1	<0.1
	4-chloro-3-methylphenol	mg/kg	0.1		-	-	-	-	<0.1	<0.1	<0.1
	4-chloroaniline	mg/kg	0.1		-	-	-	-	<0.1	<0.1	<0.1
	4-chlorophenyl phenyl ether	mg/kg	0.1		-	-	-	-	<0.1	<0.1	<0.1
	4-methylphenol	mg/kg	0.1		-	-	-	-	<0.1	<0.1	<0.1
	Azobenzene	mg/kg	0.1		-	-	-	-	<0.1	<0.1	<0.1
	Bis(2-chloroethoxy) methane	mg/kg	0.1		-	-	-	-	<0.1	<0.1	<0.1
	Bis(2-chloroethyl)ether	mg/kg	0.1		-	-	-	-	<0.1	<0.1	<0.1
	Bis(2-chloroisopropyl) ether	mg/kg	0.1		-	-	-	-	<0.1	<0.1	<0.1
	Bis(2-ethylhexyl) phthalate	mg/kg	0.1		-	-	-	-	<0.1	<0.1	<0.1
	Butyl benzyl phthalate	mg/kg	0.1		-	-	-	-	<0.1	<0.1	<0.1
	Carbazole	mg/kg	0.1		-	-	-	-	<0.1	<0.1	<0.1
	Dibenzofuran	mg/kg	0.1		-	-	-	-	<0.1	<0.1	<0.1
	Diethylphthalate	mg/kg	0.1		-	-	-	-	<0.1	<0.1	<0.1
	Dimethyl phthalate	mg/kg	0.1		-	-	-	-	<0.1	<0.1	<0.1
	Di-n-butyl phthalate	mg/kg	0.1		-	-	-	-	<0.1	<0.1	<0.1
	Di-n-octyl phthalate	mg/kg	0.1		-	-	-	-	<0.1	<0.1	<0.1
	Hexachlorobenzene	mg/kg	0.05	16	-	-	-	-	<0.1	<0.1	<0.1
	Hexachlorocyclopentadiene	mg/kg	0.1		-	-	-	-	<0.1	<0.1	<0.1
	Hexachloroethane	mg/kg	0.1		-	-	-	-	<0.1	<0.1	<0.1
	Isophorone	mg/kg	0.1		-	-	-	-	<0.1	<0.1	<0.1
	Nitrobenzene	mg/kg	0.1		-	-	-	-	<0.1	<0.1	<0.1
	N-nitrosodi-n-propylamine	mg/kg	0.1		-	-	-	-	<0.1	<0.1	<0.1
	Pentachloronitrobenzene	mg/kg	0.05		-	-	-	-	-	-	-
	Pentachlorophenol	mg/kg	0.1	60	-	-	-	-	<0.1	<0.1	<0.1
PCB	Heptachlorobiphenyl, 2,3,3,4,4,5,5- (PCB 189)	mg/kg	0.003		-	-	-	-	-	-	-
	Hexachlorobiphenyl, 2,3,3,4,4,5- (PCB 156)	mg/kg	0.003		-	-	-	-	-	-	-
	Hexachlorobiphenyl, 2,3,3,4,4,5- (PCB 157)	mg/kg	0.003		-	-	-	-	-	-	-
	Hexachlorobiphenyl, 2,3,4,4,5,5- (PCB 167)	mg/kg	0.003		-	-	-	-	-	-	-
	Hexachlorobiphenyl, 3,3,4,4,5,5- (PCB 169)	mg/kg	0.003		-	-	-	-	-	-	-
	PCB 101	mg/kg	0.003		-	-	-	-	-	-	-
	PCB 118	mg/kg	0.003		-	-	-	-	-	-	-
	PCB 138	mg/kg	0.003		-	-	-	-	-	-	-
	PCB 153	mg/kg	0.003		-	-	-	-	-	-	-
	PCB 180	mg/kg	0.003		-	-	-	-	-	-	-
	PCB 28	mg/kg	0.003		-	-	-	-	-	-	-
	PCB 52	mg/kg	0.003		-	-	-	-	-	-	-
	Pentachlorobiphenyl, 2,3,3,4,4- (PCB 105)	mg/kg	0.003		-	-	-	-	-	-	-
	Pentachlorobiphenyl, 2,3,4,4,5- (PCB 114)	mg/kg	0.003		-	-	-	-	-	-	-
	Pentachlorobiphenyl, 2,3,4,4,5- (PCB 123)	mg/kg	0.003		-	-	-	-	-	-	-
	Pentachlorobiphenyl, 3,3,4,4,5- (PCB 126)	mg/kg	0.003		-	-	-	-	-	-	-
	Tetrachlorobiphenyl, 3,3,4,4- (PCB 77)	mg/kg	0.003		-	-	-	-	-	-	-
	Tetrachlorobiphenyl, 3,4,4,5- (PCB 81)	mg/kg	0.003		-	-	-	-	-	-	-
	Total PCB 7 Congeners	mg/kg	0.021		-	-	-	-	-	-	-
	Total PCB WHO 12	mg/kg	0.036		-	-	-	-	-	-	-
Phenolics	Xylenols	mg/kg	0.015		<0.015	<0.015	<0.015	-	<0.015	<0.015	<0.015
	Cresol Total	mg/kg	0.01		<0.01	<0.01	<0.01	-	**0.0116**	<0.01	<0.01
	Phenol	mg/kg	0.01	(dir)760[#8]	<0.01	<0.01	<0.01	-	<0.01	<0.01	<0.01
	Phenols Monohydric	mg/kg	0.035		<0.035	<0.035	<0.035	-	<0.035	<0.035	<0.035
Organotins	Dibutyltin	mg/kg			-	-	-	-	-	-	-
	Monophenyltin	mg/kg			-	-	-	-	-	-	-
	Diphenyltin	mg/kg			-	-	-	-	-	-	-
	Monobutyltin	mg/kg			-	-	-	-	-	-	-
	Tetrabutyltin	mg/kg			-	-	-	-	-	-	-
	Tributyltin	mg/kg			-	-	-	-	-	-	-
	Triphenyltin	mg/kg			-	-	-	-	-	-	-
Pesticides	Heptachlor epoxide	mg/kg	0.05		-	-	-	-	-	-	-
	Tecnazene	mg/kg	0.05		-	-	-	-	-	-	-
	2,4,5-TP (Silvex)	mg/kg			-	-	-	-	-	-	-
	Hedonal	mg/kg			-	-	-	-	-	-	-

				Location Code	WS01015	WS01016	WS01017	WS01017	WS01018	WS01018	WS01018
				Sample Depth Range	0.05-0.05	0.05-0.05	0.05-0.15	0.05-0.15	0.05-0.15	0.4-0.6	1.1-1.2
				Sampled Date Time	28/08/2019	28/08/2019	30/08/2019	12/12/2019	05/11/2019	05/11/2019	05/11/2019
			LQM S4UL Public Open Space (POS) Residential - 1% SOM (GAC)								
Chem_Group	ChemName	output unit	EQL								
	2,4-DDT	mg/kg	0.05		-	-	-	-	-	-	-
	2,4-Dichlorprop	mg/kg			-	-	-	-	-	-	-
	4-(2,4-Dichlorophenoxy)butyric Acid (2,4-DB)	mg/kg			-	-	-	-	-	-	-
	4,4-DDE	mg/kg	0.05		-	-	-	-	-	-	-
	a-BHC	mg/kg	0.05	24	-	-	-	-	-	-	-
	Aldrin	mg/kg	0.05	18	-	-	-	-	-	-	-
	Atrazine	mg/kg	0.05	1200	-	-	-	-	-	-	-
	Azinophos methyl	mg/kg	0.05		-	-	-	-	-	-	-
	b-BHC	mg/kg	0.05	8.1	-	-	-	-	-	-	-
	Bentazone	mg/kg			-	-	-	-	-	-	-
	Chlordane (cis)	mg/kg	0.05		-	-	-	-	-	-	-
	Chlordane (trans)	mg/kg	0.05		-	-	-	-	-	-	-
	Chlorfenvinphos	mg/kg	0.05		-	-	-	-	-	-	-
	Chlorotoluron	mg/kg			-	-	-	-	-	-	-
	Chlorpyrifos-methyl	mg/kg	0.05		-	-	-	-	-	-	-
	Cyanazine	mg/kg			-	-	-	-	-	-	-
	d-BHC	mg/kg	0.05		-	-	-	-	-	-	-
	DDD	mg/kg	0.05		-	-	-	-	-	-	-
	DDT	mg/kg	0.05		-	-	-	-	-	-	-
	Chlorothalonil	mg/kg	0.05		-	-	-	-	-	-	-
	Diazinon	mg/kg	0.05		-	-	-	-	-	-	-
	Dichlorvos	mg/kg	0.05	16	-	-	-	-	-	-	-
	Dieldrin	mg/kg	0.05	18	-	-	-	-	-	-	-
	Dimethoate	mg/kg	0.05		-	-	-	-	-	-	-
	Disulfoton	mg/kg	0.05		-	-	-	-	-	-	-
	Diuron	mg/kg			-	-	-	-	-	-	-
	Endosulfan I	mg/kg	0.05	1200	-	-	-	-	-	-	-
	Endosulfan II	mg/kg	0.05		-	-	-	-	-	-	-
	Endosulfan sulphate	mg/kg	0.05		-	-	-	-	-	-	-
	Endrin	mg/kg	0.05		-	-	-	-	-	-	-
	Fenitrothion	mg/kg	0.05		-	-	-	-	-	-	-
	Fenthion	mg/kg	0.05		-	-	-	-	-	-	-
	Fluroxypyr	mg/kg			-	-	-	-	-	-	-
	g-BHC (Lindane)	mg/kg	0.05	8.2	-	-	-	-	-	-	-
	Heptachlor	mg/kg	0.05		-	-	-	-	-	-	-
	Isodrin	mg/kg	0.05		-	-	-	-	-	-	-
	Isoproturon	mg/kg			-	-	-	-	-	-	-
	Linuron	mg/kg			-	-	-	-	-	-	-
	Malathion	mg/kg	0.05		-	-	-	-	-	-	-
	2-Methyl-4-chlorophenoxyacetic acid	mg/kg			-	-	-	-	-	-	-
	2-Methyl-4-Chlorophenoxy Butanoic Acid	mg/kg			-	-	-	-	-	-	-
	Mecoprop	mg/kg			-	-	-	-	-	-	-
	Methoxychlor	mg/kg	0.05		-	-	-	-	-	-	-
	Methyl parathion	mg/kg	0.05		-	-	-	-	-	-	-
	Mevinphos (Phosdrin)	mg/kg	0.05		-	-	-	-	-	-	-
	Nitroguanidine	mg/kg			<0.25	-	<0.25	-	-	-	-
	o,p-DDD	mg/kg	0.05		-	-	-	-	-	-	-
	o,p'-DDE	mg/kg	0.05		-	-	-	-	-	-	-
	o,p-Methoxychlor	mg/kg	0.05		-	-	-	-	-	-	-
	Parathion	mg/kg	0.05		-	-	-	-	-	-	-
	Pendimethalin	mg/kg	0.05		-	-	-	-	-	-	-
	Permethrin	mg/kg	0.05		-	-	-	-	-	-	-

			Location Code	WS01015	WS01016	WS01017	WS01017	WS01018	WS01018	WS01018
			Sample Depth Range	0.05-0.05	0.05-0.05	0.05-0.15	0.05-0.15	0.05-0.15	0.4-0.6	1.1-1.2
			Sampled Date Time	28/08/2019	28/08/2019	30/08/2019	12/12/2019	05/11/2019	05/11/2019	05/11/2019
			LQM S4UL Public Open Space (POS) Residential - 1% SOM (GAC)							
Chem Group	**ChemName**	**output unit**	**EQL**							
	Permethrin II	mg/kg	0.05	-	-	-	-	-	-	-
	Phorate	mg/kg	0.05	-	-	-	-	-	-	-
	Prometryn	mg/kg	0.05	-	-	-	-	-	-	-
	Pronamide	mg/kg	0.05	-	-	-	-	-	-	-
	Propazine	mg/kg	0.05	-	-	-	-	-	-	-
	Simazine	mg/kg	0.05	-	-	-	-	-	-	-
	Terbutryn	mg/kg	0.05	-	-	-	-	-	-	-
	Terbutylazine	mg/kg	0.05	-	-	-	-	-	-	-
	Triadimefon	mg/kg	0.05	-	-	-	-	-	-	-
	Triallate	mg/kg	0.05	-	-	-	-	-	-	-
	Triclopyr	mg/kg		-	-	-	-	-	-	-
	Trifluralin	mg/kg	0.05	-	-	-	-	-	-	-
	Telodrin	mg/kg	0.05	-	-	-	-	-	-	-
Radionuclides	Caesium-137	Bq/kg	1.4	-	-	-	3.4	-	-	-
	Protactinium-234m	Bq/kg	140	-	-	-	<190	-	-	-
	Americium-241	Bq/g	0.0022	-	-	-	<0.003	-	-	-
	Beryllium-7	Bq/g	0.016	-	-	-	<0.016	-	-	-
	Cobalt-60	Bq/g	0.0015	-	-	-	<0.0019	-	-	-
	Gross alpha	Bq/kg	54	-	-	-	198	-	-	-
	Gross beta	Bq/kg	87	-	-	-	460	-	-	-
	Lead-210	Bq/kg	22	-	-	-	<30	-	-	-
	Potassium-40	Bq/kg	2	-	-	-	307	-	-	-
	Radium -224	Bq/g	0.022	-	-	-	<0.036	-	-	-
	Radium-226	Bq/g	0.0005	-	-	-	<0.025 - 0.0129	-	-	-
	Thorium-228	Bq/g	0.0005	-	-	-	0.02	-	-	-
	Thorium-230	Bq/g	0.0005	-	-	-	0.0216	-	-	-
	Thorium-232	Bq/g	0.0005	-	-	-	0.0201	-	-	-
	Thorium-234	Bq/g	0.025	-	-	-	<0.03	-	-	-
	Uranium-234	Bq/g	0.0005	-	-	-	0.0153	-	-	-
	Uranium-235	Bq/g	0.0005	-	-	-	<0.0011	-	-	-
SVOC TIC	SVOC TICS - Detect	Detect		-	-	-	-	0	0	0
	SVOC Tentatively Identified Compounds	mg/kg	0.1	-	-	-	-	<1	<1	<1
VOC TIC	VOC Tentatively Identified Compounds	mg/kg	0.05	-	-	-	-	-	-	-
Explosives	2,2,4,4,6,6-Hexanitrostilbene	mg/kg		<0.5	-	<0.5	-	-	-	-
	2,4,6-Trinitrotoluene (TNT)	mg/kg	130	<0.1	-	<0.1	-	-	-	-
	2,4,6-trinitrophenyl	mg/kg		<0.1	-	<0.1	-	-	-	-
	HMX	mg/kg	13000	<2	-	<2	-	-	-	-
	Ethylene glycol dinitrate	mg/kg		<1	-	<1	-	-	-	-
	Nitrocellulose (12% N)	mg/kg		<5000	-	<5000	-	-	-	-
	Nitroglycerine	mg/kg		<1	-	<1	-	-	-	-
	PETN	mg/kg		<5	-	<5	-	-	-	-
	RDX	mg/kg	26000	<2	-	<2	-	-	-	-
	Tetryl	mg/kg		<1	-	<1	-	-	-	-
NA	Actinium-228	Bq/kg	2	-	-	-	25.7	-	-	-
	Caesium-134	Bq/kg	1.7	-	-	-	<1.8	-	-	-
	Bismuth-212	Bq/kg	19	-	-	-	<21	-	-	-
	Bismuth-214	Bq/kg	2	-	-	-	19	-	-	-
	Lead-212	Bq/kg	2	-	-	-	23	-	-	-
	Lead-214	Bq/kg	2	-	-	-	21.4	-	-	-
	Thallium-208	Bq/kg	2	-	-	-	7.4	-	-	-
Other	Temperature	°C		19.7	20.1	18.6	-	16.9	17.5	17
	Conductivity @ 20oC	uS/cm	14	169 - 193	258 - 279	392 - 423	-	19.6 - 21.8	<14 - 15.7	23.8 - 40.2
	Organic Matter	%	0.35	-	-	-	-	-	-	-
	Moisture Content (dried @35oC)	%		14	15	7.8	-	14	12	15
	pH (Lab)	pH Units	1	7.63 - 8.47	7.86 - 8.14	7.61 - 8.49	-	6.63 - 7.28	7.36 - 7.45	6.76 - 7.52
	Total Organic Carbon	%	0.2	1.1	1.35	1.64	-	0.999	<0.2	<0.2

Environmental Standards Comments
#1:GAC is only presented as speciated chromium. 7.7mg/kg is used for hexavalent. If hexavalent chromium (CrVI) data is available, a value of 1,500mg/kg may be appropriate for the remaining trivalent chromium (CrIII).
#2:C4SL for lead adopted
#3:GAC only presented as speciated mercury. 16mg/kg is used for elemental mercury. If the CSM indicates that elemental mercury is not a CoC and mercury is present in an inorganic form, a value of 120mg/kg for inorganic mercury may be appropriate
#4:Updated S4UL for nickel
#5:S4UL exceeds solubility saturation limit
#6:Criteria derived for Ali>C16-C35 split between Ali>C16-21 & Ali>C21-35. Requires summation of fractions to use Ali>C16-C35 criteria.
#7:Criteria presented is for p-xylene. A separate value is presented for o-xylene.
#8:S4UL based on a threshold protective of direct skin contact with phenol

Key

<0.6	Result MDL exceeds GAC
27.8	Result exceeds GAC

Notes
Where a range is given a determinand has been analysed for by more than one method

				Location Code	WS01018	WS02001	WS02001	WS02001	WS02001	WS02001	WS02002
				Sample Depth Range	1.7-1.9	0.05-0.05	0.05-0.05	0.15-0.15	0.95-0.95	1.5-1.7	0.05-0.05
				Sampled Date Time	05/11/2019	30/04/2020	30/04/2020	30/04/2020	30/04/2020	14/05/2020	29/04/2020
				LQM S4UL Public Open Space (POS) Residential - 1% SOM (GAC)							
Chem_Group	**ChemName**	**output unit**	**EQL**								
Metals	Antimony	mg/kg	0.6		-	0.846	-	3.35	<0.6	<0.6	0.988
	Arsenic	mg/kg	0.6	79	4.89	11.3	-	11.4	1.26	<0.6	11.4
	Barium	mg/kg	0.6		-	-	-	-	-	-	-
	Beryllium	mg/kg	0.01	2.2	-	-	-	-	-	-	-
	Boron	mg/kg	1	21000	<1	<1	-	<1	<1	<1	1.09
	Cadmium	mg/kg	0.02	120	<0.02	0.519	-	0.175	0.271	0.277	0.406
	Chromium (hexavalent)	mg/kg	0.6	7.7	<0.6	<0.6	-	<0.6	<0.6	<0.6	<0.6
	Chromium	mg/kg	0.9	#1	23.2	32.6	-	24.9	5.38	<0.9	32
	Copper	mg/kg	1.4	12000	3.22	17.1	-	68.7	3.07	<1.4	20
	Lead	mg/kg	0.7	630#2	4.52	39.5	-	686	6.32	2.82	47.7
	Mercury	mg/kg	0.14	#3	<0.14	<0.14	-	<0.14	<0.14	<0.14	<0.14
	Molybdenum	mg/kg	0.1		-	0.355	-	0.606	0.253	<0.1	0.645
	Nickel	mg/kg	0.2	230#4	6.51	29.8	-	20.9	11.9	4.54	29.5
	Selenium	mg/kg	1	1100	<1	<1	-	<1	<1	1.16	<1
	Vanadium	mg/kg	0.2	2000	-	43.4	-	40.1	8.41	2.74	44.2
	Zinc	mg/kg	1.9	81000	23.3	94	-	103	17.1	12.8	102
Asbestos	Anthophyllite	Detect			0	0	-	0	0	0	0
	Asbestos Analysts Comments	-			-	-	-	-	-	-	-
	Asbestos PCOM Quantification	%	0.001		-	-	-	-	-	-	-
	Asbestos Quantification Total	%	0.001		-	-	-	-	-	-	-
	Asbestos: Actinolite	Detect			0	0	-	0	0	0	0
	Additional Asbestos Components (Using TM048)	Comment			-	-	-	-	-	-	-
	Crocidolite Asbestos	Detect			0	0	-	0	0	0	0
	Asbestos Gravimetric Quantification	%	0.001		-	-	-	-	-	-	-
	Chrysotile Asbestos	Detect			0	0	-	0	0	0	0
	Amosite Asbestos	Detect			0	0	-	0	0	0	0
	Non-Asbestos Fibre	Detect			0	0	-	0	0	0	0
	Tremolite	Detect			0	0	-	0	0	0	0
Inorganics	Alkalinity (total) as CaCO3	mg/kg	10		-	-	-	-	-	-	-
	Ammoniacal Nitrogen as N	mg/kg	12		-	<12	-	<12	15.5	<12	<12
	Cyanide (Free)	mg/kg	1		<1	<1	-	<1	<1	<1	<1
	Cyanide Total	mg/kg	1		<1	<1	-	<1	<1	<1	<1
	cyanides-complex	mg/kg	1		<1	<1	-	<1	<1	<1	<1
	Nitrite (as N)	mg/kg	0.03		-	-	-	-	-	-	-
	Sulphate	mg/kg	200		-	-	-	-	-	-	-
PAH	Naphthalene	mg/kg	0.009	4900	<0.009	<0.009	-	0.0183	<0.009	<0.009	<0.009
	Acenaphthene	mg/kg	0.008	15000	<0.008	0.0282	-	0.0336	<0.008	<0.008	0.0264
	Acenaphthylene	mg/kg	0.012	15000	<0.012	0.0259	-	0.0604	<0.012	<0.012	0.0303
	Fluoranthene	mg/kg	0.017	3100	<0.017	1.41	-	2.16	0.0682	<0.017	0.999
	Anthracene	mg/kg	0.016	74000	<0.016	0.109	-	0.154	<0.016	<0.016	0.0684
	Phenanthrene	mg/kg	0.015	3100	<0.015	0.666	-	0.556	0.0299	<0.015	0.494
	Fluorene	mg/kg	0.01	9900	<0.01	0.0218	-	0.0326	<0.01	<0.01	0.0232
	Chrysene	mg/kg	0.01	57	<0.01	0.559	-	1.41	0.039	<0.01	0.421
	Pyrene	mg/kg	0.015	7400	<0.015	1.16	-	2.04	0.061	<0.015	0.82
	Benzo(a)anthracene	mg/kg	0.014	29	<0.014	0.495	-	1.46	0.0377	<0.014	0.389
	Benzo(b)fluoranthene	mg/kg	0.015	7.1	<0.015	0.748	-	2.75	0.0679	<0.015	0.385
	Benzo(k)fluoranthene	mg/kg	0.014	190	<0.014	0.304	-	0.883	0.0211	<0.014	0.194
	Benzo(a)pyrene	mg/kg	0.015	5.7	<0.015	0.521	-	2.17	0.0466	<0.015	0.419
	Dibenz(a,h)anthracene	mg/kg	0.023	0.57	<0.023	0.0555	-	0.258	<0.023	<0.023	0.0554
	Benzo(g,h,i)perylene	mg/kg	0.024	640	<0.024	0.354	-	1.51	0.0401	<0.024	0.321
	Indeno(1,2,3-c,d)pyrene	mg/kg	0.018	82	<0.018	0.375	-	1.55	0.04	<0.018	0.331
	PAH 16 Total	mg/kg	0.118		<0.118	6.83	-	17	0.451	<0.118	4.98
TPH CWG	>C5-C6 Aliphatics	mg/kg	0.01	(sol)570000#5	-	<0.01	-	<0.01	<0.01	<0.01	<0.01
	>C6-C8 Aliphatics	mg/kg	0.01	600000	-	<0.01	-	<0.01	<0.01	<0.01	<0.01
	>C10-C44 Aliphatics	mg/kg	5		-	22	-	19.9	<5	<5	12.5
	>C10-C44 Aliphatics/Aromatics	mg/kg	10		-	59.5	-	33.5	<10	<10	25
	>C8-C10 Aliphatics	mg/kg	0.01	13000	-	<0.01	-	<0.01	<0.01	<0.01	<0.01
	>C10-C12 Aliphatics	mg/kg	0.01	13000	-	<1	-	<1	<1	<1	<1
	>C12-C16 Aliphatics	mg/kg	0.1	13000	-	<1	-	<1	<1	<1	<1
	>C16-C21 Aliphatics	mg/kg	0.1	125000#6	-	1.75	-	4.7	<1	<1	<1
	>C21-C35 Aliphatics	mg/kg	0.1	125000#6	-	18.7	-	14.7	<1	<1	11.6
	>C35-C44 Aliphatics	mg/kg	0.1	250000	-	1.23	-	<1	<1	<1	<1
	>C5-C10 Aliphatics	mg/kg	0.05		-	<0.05	-	<0.05	<0.05	<0.05	<0.05
	Total Aliphatics >C12-C44	mg/kg	0.1		-	-	-	-	-	-	-
	>EC5-EC10 Aromatics	mg/kg	0.05		-	<0.05	-	<0.05	<0.05	<0.05	<0.05
	>EC6-EC7 Aromatics	mg/kg	0.01		-	<0.01	-	<0.01	<0.01	<0.01	<0.01
	>EC7-EC8 Aromatics	mg/kg	0.01	56000	-	<0.01	-	<0.01	<0.01	<0.01	<0.01
	>EC8-EC10 Aromatics	mg/kg	0.01	5000	-	<0.01	-	<0.01	<0.01	<0.01	<0.01
	>EC10-EC12 Aromatics	mg/kg	0.01	5000	-	<1	-	<1	<1	<1	<1
	>EC10-EC44 Aromatics	mg/kg	5		-	37.5	-	13.7	<5	<5	12.5
	>EC12-EC16 Aromatics	mg/kg	0.1	5100	-	<1	-	<1	<1	<1	<1
	>EC16-EC21 Aromatics	mg/kg	0.1	3800	-	7.31	-	1.94	<1	<1	3.05
	>EC21-EC35 Aromatics	mg/kg	0.1	3800	-	27.9	-	10.1	<1	<1	8.44
	>EC35-EC44 Aromatics	mg/kg	0.1	3800	-	2.24	-	1.62	<1	<1	<1
	>EC40-EC44 Aromatics	mg/kg	0.1		-	<1	-	<1	<1	<1	<1
	>EC12-EC44 Aromatics	mg/kg	0.1		-	-	-	-	-	-	-
	TPH Aliphatics & Aromatics >C5-44	mg/kg	0.1		-	59.5	-	33.5	<10	<10	25
TPH	>C5-C6	mg/kg	0.02		<0.02	-	-	-	-	-	-

				Location Code	WS01018	WS02001	WS02001	WS02001	WS02001	WS02001	WS02002
				Sample Depth Range	1.7-1.9	0.05-0.05	0.05-0.05	0.15-0.15	0.95-0.95	1.5-1.7	0.05-0.05
				Sampled Date Time	05/11/2019	30/04/2020	30/04/2020	30/04/2020	30/04/2020	14/05/2020	29/04/2020
				LQM S4UL Public Open Space (POS) Residential - 1% SOM (GAC)							
Chem_Group	ChemName	output unit	EQL								
	>C6-C7	mg/kg	0.02		<0.02	-	-	-	-	-	-
	>C7-C8	mg/kg	0.02		<0.02	-	-	-	-	-	-
	>C8-C10	mg/kg	0.02		<0.02	-	-	-	-	-	-
	>C10-C12	mg/kg	0.02		<0.02	-	-	-	-	-	-
	>C12-C16	mg/kg	35		<35	-	-	-	-	-	-
	>C16-C21	mg/kg	35		<35	-	-	-	-	-	-
	>C21-C28	mg/kg	35		<35	-	-	-	-	-	-
	>C28-C35	mg/kg	35		<35	-	-	-	-	-	-
	>C35-C40	mg/kg	35		<35	-	-	-	-	-	-
	GRO >C5-10	mg/kg	0.02		-	<0.02	-	<0.02	<0.02	<0.02	<0.02
	TPH >C6-C40	mg/kg	10		-	-	-	-	-	-	-
	EPH>C5-40	mg/kg	35		<35	-	-	-	-	-	-
	EPH >C10-40	mg/kg	35		<35	-	-	-	-	-	-
	GRO >C5-12	mg/kg	0.1		<0.1	-	-	-	-	-	-
	Total Petroleum Hydrocarbons	mg/kg	35		-	-	-	-	-	-	-
BTEX and MTBE	Benzene	mg/kg	0.009	72	<0.009	<0.18	-	<0.009	<0.009	<0.009	<0.18
	Toluene	mg/kg	0.007	56000	<0.007	<0.14	-	<0.007	<0.007	<0.007	<0.14
	Ethylbenzene	mg/kg	0.004	24000	<0.004	<0.08	-	<0.004	<0.004	<0.004	<0.08
	Xylene (m & p)	mg/kg	0.01	41000[#7]	<0.01	<0.2	-	<0.01	<0.01	<0.01	<0.2
	Xylene (o)	mg/kg	0.01	41000	<0.01	<0.2	-	<0.01	<0.01	<0.01	<0.2
	Xylene Total	mg/kg	0.02		-	<0.4	-	<0.02	<0.02	<0.02	<0.4
	MTBE	mg/kg	0.01		<0.01	<0.2	-	<0.01	<0.01	<0.01	<0.2
	Total BTEX	mg/kg	0.04		<0.04	<0.8	-	<0.04	<0.04	<0.04	<0.8
VOC	Styrene	mg/kg	0.01		-	-	-	-	-	-	-
	cis-1,3-dichloropropene	mg/kg	0.01		-	-	-	-	-	-	-
	trans-1,3-dichloropropene	mg/kg	0.01		-	-	-	-	-	-	-
	1,1,1,2-tetrachloroethane	mg/kg	0.01	1400	-	-	-	-	-	-	-
	1,1,1-trichloroethane	mg/kg	0.007	140000	-	-	-	-	-	-	-
	1,1,2,2-tetrachloroethane	mg/kg	0.01	1400	-	-	-	-	-	-	-
	1,1,2-trichloroethane	mg/kg	0.01		-	-	-	-	-	-	-
	1,1-dichloroethane	mg/kg	0.008		-	-	-	-	-	-	-
	1,1-dichloroethene	mg/kg	0.01		-	-	-	-	-	-	-
	1,1-dichloropropene	mg/kg	0.01		-	-	-	-	-	-	-
	1,2,3-trichloropropane	mg/kg	0.016		-	-	-	-	-	-	-
	1,2,4-trimethylbenzene	mg/kg	0.009		-	-	-	-	-	-	-
	1,2-dibromo-3-chloropropane	mg/kg	0.014		-	-	-	-	-	-	-
	1,2-dibromoethane	mg/kg	0.01		-	-	-	-	-	-	-
	1,2-dichloroethane	mg/kg	0.005	29	-	-	-	-	-	-	-
	1,2-dichloropropane	mg/kg	0.01		-	-	-	-	-	-	-
	1,3,5-trimethylbenzene	mg/kg	0.008		-	-	-	-	-	-	-
	1,3-dichloropropane	mg/kg	0.007		-	-	-	-	-	-	-
	2,2-dichloropropane	mg/kg	0.01		-	-	-	-	-	-	-
	2-chlorotoluene	mg/kg	0.009		-	-	-	-	-	-	-
	4-chlorotoluene	mg/kg	0.01		-	-	-	-	-	-	-
	Bromobenzene	mg/kg	0.01		-	-	-	-	-	-	-
	Bromochloromethane	mg/kg	0.01		-	-	-	-	-	-	-
	Bromodichloromethane	mg/kg	0.007		-	-	-	-	-	-	-
	Bromoform	mg/kg	0.01		-	-	-	-	-	-	-
	Bromomethane	mg/kg	0.01		-	-	-	-	-	-	-
	Carbon disulfide	mg/kg	0.007	11000	-	-	-	-	-	-	-
	Carbon tetrachloride	mg/kg	0.01	890	-	-	-	-	-	-	-
	Chlorodibromomethane	mg/kg	0.01		-	-	-	-	-	-	-
	Chloroethane	mg/kg	0.01		-	-	-	-	-	-	-
	Chloroform	mg/kg	0.008	2500	-	-	-	-	-	-	-
	Chloromethane	mg/kg	0.007		-	-	-	-	-	-	-
	cis-1,2-dichloroethene	mg/kg	0.006		-	-	-	-	-	-	-
	Dibromomethane	mg/kg	0.009		-	-	-	-	-	-	-
	Dichlorodifluoromethane	mg/kg	0.006		-	-	-	-	-	-	-
	Dichloromethane	mg/kg	0.01		-	-	-	-	-	-	-
	Isopropylbenzene	mg/kg	0.005		-	-	-	-	-	-	-
	n-butylbenzene	mg/kg	0.011		-	-	-	-	-	-	-
	n-propylbenzene	mg/kg	0.01		-	-	-	-	-	-	-
	p-isopropyltoluene	mg/kg	0.01		-	-	-	-	-	-	-
	sec-butylbenzene	mg/kg	0.01		-	-	-	-	-	-	-
	Trichloroethene	mg/kg	0.009	120	-	-	-	-	-	-	-
	tert-butylbenzene	mg/kg	0.014		-	-	-	-	-	-	-
	Tetrachloroethene	mg/kg	0.005	1400	-	-	-	-	-	-	-
	trans-1,2-dichloroethene	mg/kg	0.01		-	-	-	-	-	-	-
	Trichlorofluoromethane	mg/kg	0.006		-	-	-	-	-	-	-
	Vinyl chloride	mg/kg	0.006	3.5	-	-	-	-	-	-	-
	tert-Amyl methyl ether	mg/kg	0.01		-	-	-	-	-	-	-
VOC/SVOC	1,2,3-trichlorobenzene	mg/kg	0.02	1800	-	-	-	-	-	-	-
	1,2,4-trichlorobenzene	mg/kg	0.02	15000	-	-	-	-	-	-	-
	1,2-dichlorobenzene	mg/kg	0.01	90000	-	-	-	-	-	-	-
	1,3,5-Trichlorobenzene	mg/kg	0.02	1700	-	-	-	-	-	-	-
	1,3-dichlorobenzene	mg/kg	0.008	300	-	-	-	-	-	-	-
	1,4-dichlorobenzene	mg/kg	0.005	17000	-	-	-	-	-	-	-

				Location Code	WS01018	WS02001	WS02001	WS02001	WS02001	WS02001	WS02002
				Sample Depth Range	1.7-1.9	0.05-0.05	0.05-0.05	0.15-0.15	0.95-0.95	1.5-1.7	0.05-0.05
				Sampled Date Time	05/11/2019	30/04/2020	30/04/2020	30/04/2020	30/04/2020	14/05/2020	29/04/2020
				LQM S4UL Public Open Space (POS) Residential - 1% SOM (GAC)							
Chem_Group	**ChemName**	**output unit**	**EQL**								
	Chlorobenzene	mg/kg	0.005	11000	-	-	-	-	-	-	-
	Hexachlorobutadiene	mg/kg	0.02	25	-	-	-	-	-	-	-
SVOC	4-bromophenyl phenyl ether	mg/kg	0.1		-	-	-	-	-	-	-
	4-nitroaniline	mg/kg	0.1		-	-	-	-	-	-	-
	4-nitrophenol	mg/kg	0.1		-	-	-	-	-	-	-
	2,4,5-trichlorophenol	mg/kg	0.1		-	<0.01	-	-	-	-	-
	2,4,6-trichlorophenol	mg/kg	0.1		-	-	-	-	-	-	-
	2,4-dichlorophenol	mg/kg	0.1		-	-	-	-	-	-	-
	2,4-dimethylphenol	mg/kg	0.1		-	-	-	-	-	-	-
	2,4-dinitrotoluene	mg/kg	0.1		-	<5	-	-	-	-	<5
	2,6-dinitrotoluene	mg/kg	0.1		-	<5	-	-	-	-	<5
	2-chloronaphthalene	mg/kg	0.1		-	-	-	-	-	-	-
	2-chlorophenol	mg/kg	0.1		-	-	-	-	-	-	-
	2-methylnaphthalene	mg/kg	0.1		-	-	-	-	-	-	-
	2-methylphenol	mg/kg	0.1		-	-	-	-	-	-	-
	2-nitroaniline	mg/kg	0.1		-	-	-	-	-	-	-
	2-nitrophenol	mg/kg	0.1		-	-	-	-	-	-	-
	3-nitroaniline	mg/kg	0.1		-	-	-	-	-	-	-
	4-chloro-3-methylphenol	mg/kg	0.1		-	-	-	-	-	-	-
	4-chloroaniline	mg/kg	0.1		-	-	-	-	-	-	-
	4-chlorophenyl phenyl ether	mg/kg	0.1		-	-	-	-	-	-	-
	4-methylphenol	mg/kg	0.1		-	-	-	-	-	-	-
	Azobenzene	mg/kg	0.1		-	-	-	-	-	-	-
	Bis(2-chloroethoxy) methane	mg/kg	0.1		-	-	-	-	-	-	-
	Bis(2-chloroethyl)ether	mg/kg	0.1		-	-	-	-	-	-	-
	Bis(2-chloroisopropyl) ether	mg/kg	0.1		-	-	-	-	-	-	-
	Bis(2-ethylhexyl) phthalate	mg/kg	0.1		-	-	-	-	-	-	-
	Butyl benzyl phthalate	mg/kg	0.1		-	-	-	-	-	-	-
	Carbazole	mg/kg	0.1		-	-	-	-	-	-	-
	Dibenzofuran	mg/kg	0.1		-	-	-	-	-	-	-
	Diethylphthalate	mg/kg	0.1		-	-	-	-	-	-	-
	Dimethyl phthalate	mg/kg	0.1		-	-	-	-	-	-	-
	Di-n-butyl phthalate	mg/kg	0.1		-	-	-	-	-	-	-
	Di-n-octyl phthalate	mg/kg	0.1		-	-	-	-	-	-	-
	Hexachlorobenzene	mg/kg	0.05	16	-	<0.1	-	-	-	-	-
	Hexachlorocyclopentadiene	mg/kg	0.1		-	-	-	-	-	-	-
	Hexachloroethane	mg/kg	0.1		-	-	-	-	-	-	-
	Isophorone	mg/kg	0.1		-	-	-	-	-	-	-
	Nitrobenzene	mg/kg	0.1		-	-	-	-	-	-	-
	N-nitrosodi-n-propylamine	mg/kg	0.1		-	-	-	-	-	-	-
	Pentachloronitrobenzene	mg/kg	0.05		-	-	-	-	-	-	-
	Pentachlorophenol	mg/kg	0.1	60	-	-	-	-	-	-	-
PCB	Heptachlorobiphenyl, 2,3,3,4,4,5,5- (PCB 189)	mg/kg	0.003		-	<0.003	-	<0.003	<0.003	<0.003	<0.003
	Hexachlorobiphenyl, 2,3,3,4,4,5- (PCB 156)	mg/kg	0.003		-	<0.003	-	<0.003	<0.003	<0.003	<0.003
	Hexachlorobiphenyl, 2,3,3,4,4,5- (PCB 157)	mg/kg	0.003		-	<0.003	-	<0.003	<0.003	<0.003	<0.003
	Hexachlorobiphenyl, 2,3,4,4,5,5- (PCB 167)	mg/kg	0.003		-	<0.003	-	<0.003	<0.003	<0.003	<0.003
	Hexachlorobiphenyl, 3,3,4,4,5,5- (PCB 169)	mg/kg	0.003		-	<0.003	-	<0.003	<0.003	<0.003	<0.003
	PCB 101	mg/kg	0.003		-	<0.003	-	0.0162	<0.003	<0.003	<0.003
	PCB 118	mg/kg	0.003		-	<0.003	-	0.0115	<0.003	<0.003	<0.003
	PCB 138	mg/kg	0.003		-	<0.003	-	0.0125	<0.003	<0.003	<0.003
	PCB 153	mg/kg	0.003		-	<0.003	-	0.00975	<0.003	<0.003	<0.003
	PCB 180	mg/kg	0.003		-	<0.003	-	0.0148	<0.003	<0.003	<0.003
	PCB 28	mg/kg	0.003		-	<0.003	-	0.04	<0.003	<0.003	<0.003
	PCB 52	mg/kg	0.003		-	<0.003	-	0.0185	<0.003	<0.003	<0.003
	Pentachlorobiphenyl, 2,3,3,4,4- (PCB 105)	mg/kg	0.003		-	<0.003	-	0.00558	<0.003	<0.003	<0.003
	Pentachlorobiphenyl, 2,3,4,4,5- (PCB 114)	mg/kg	0.003		-	<0.003	-	<0.003	<0.003	<0.003	<0.003
	Pentachlorobiphenyl, 2,3,4,4,5- (PCB 123)	mg/kg	0.003		-	<0.003	-	<0.003	<0.003	<0.003	<0.003
	Pentachlorobiphenyl, 3,3,4,4,5- (PCB 126)	mg/kg	0.003		-	<0.003	-	<0.003	<0.003	<0.003	<0.003
	Tetrachlorobiphenyl, 3,3,4,4- (PCB 77)	mg/kg	0.003		-	<0.003	-	0.0038	<0.003	<0.003	<0.003
	Tetrachlorobiphenyl, 3,4,4,5- (PCB 81)	mg/kg	0.003		-	<0.003	-	<0.003	<0.003	<0.003	<0.003
	Total PCB 7 Congeners	mg/kg	0.021		-	<0.021	-	0.123	<0.021	<0.021	<0.021
	Total PCB WHO 12	mg/kg	0.036		-	<0.036	-	<0.036	<0.036	<0.036	<0.036
Phenolics	Xylenols	mg/kg	0.015		<0.015	<0.015	-	<0.015	<0.015	<0.015	<0.015
	Cresol Total	mg/kg	0.01		<0.01	0.0228	-	<0.01	<0.01	<0.01	0.0804
	Phenol	mg/kg	0.01	(dir)760[#8]	<0.01	0.0114	-	<0.01	<0.01	<0.01	<0.01
	Phenols Monohydric	mg/kg	0.035		<0.035	<0.035	-	<0.035	<0.035	<0.035	0.0804
Organotins	Dibutyltin	mg/kg			-	-	-	-	-	-	-
	Monophenyltin	mg/kg			-	<0.02	-	<0.02	<0.02	<0.02	<0.02
	Diphenyltin	mg/kg			-	-	-	-	-	-	-
	Monobutyltin	mg/kg			-	-	-	-	-	-	-
	Tetrabutyltin	mg/kg			-	-	-	-	-	-	-
	Tributyltin	mg/kg			-	<0.02	-	<0.02	<0.02	<0.02	<0.02
	Triphenyltin	mg/kg			-	-	-	-	-	-	-
Pesticides	Heptachlor epoxide	mg/kg	0.05		-	<0.1	-	-	-	-	-
	Tecnazene	mg/kg	0.05		-	-	-	-	-	-	-
	2,4,5-TP (Silvex)	mg/kg			-	<0.01	-	-	-	-	-
	Hedonal	mg/kg			-	<0.01	-	-	-	-	-

				Location_Code	WS01018	WS02001	WS02001	WS02001	WS02001	WS02001	WS02002
				Sample_Depth_Range	1.7-1.9	0.05-0.05	0.05-0.05	0.15-0.15	0.95-0.95	1.5-1.7	0.05-0.05
				Sampled_Date_Time	05/11/2019	30/04/2020	30/04/2020	30/04/2020	30/04/2020	14/05/2020	29/04/2020
				LQM S4UL Public Open Space (POS) Residential - 1% SOM (GAC)							
Chem_Group	ChemName	output unit	EQL								
	2,4-DDT	mg/kg	0.05		-	<0.1	-	-	-	-	-
	2,4-Dichlorprop	mg/kg			-	<0.01	-	-	-	-	-
	4-(2,4-Dichlorophenoxy)butyric Acid (2,4-DB)	mg/kg			-	<0.01	-	-	-	-	-
	4,4-DDE	mg/kg	0.05		-	<0.1	-	-	-	-	-
	a-BHC	mg/kg	0.05	24	-	<0.1	-	-	-	-	-
	Aldrin	mg/kg	0.05	18	-	<0.1	-	-	-	-	-
	Atrazine	mg/kg	0.05	1200	-	<0.1	-	-	-	-	-
	Azinophos methyl	mg/kg	0.05		-	<0.1	-	-	-	-	-
	b-BHC	mg/kg	0.05	8.1	-	<0.1	-	-	-	-	-
	Bentazone	mg/kg			-	<0.01	-	-	-	-	-
	Chlordane (cis)	mg/kg	0.05		-	<0.1	-	-	-	-	-
	Chlordane (trans)	mg/kg	0.05		-	<0.1	-	-	-	-	-
	Chlorfenvinphos	mg/kg	0.05		-	<0.1	-	-	-	-	-
	Chlorotoluron	mg/kg			-	<0.01	-	-	-	-	-
	Chlorpyrifos-methyl	mg/kg	0.05		-	<0.1	-	-	-	-	-
	Cyanazine	mg/kg			-	<0.01	-	-	-	-	-
	d-BHC	mg/kg	0.05		-	<0.1	-	-	-	-	-
	DDD	mg/kg	0.05		-	<0.1	-	-	-	-	-
	DDT	mg/kg	0.05		-	<0.2	-	-	-	-	-
	Chlorothalonil	mg/kg	0.05		-	-	-	-	-	-	-
	Diazinon	mg/kg	0.05		-	<0.1	-	-	-	-	-
	Dichlorvos	mg/kg	0.05	16	-	<0.1	-	-	-	-	-
	Dieldrin	mg/kg	0.05	18	-	<0.1	-	-	-	-	-
	Dimethoate	mg/kg	0.05		-	<0.1	-	-	-	-	-
	Disulfoton	mg/kg	0.05		-	-	-	-	-	-	-
	Diuron	mg/kg			-	<0.01	-	-	-	-	-
	Endosulfan I	mg/kg	0.05	1200	-	<0.1	-	-	-	-	-
	Endosulfan II	mg/kg	0.05		-	<0.1	-	-	-	-	-
	Endosulfan sulphate	mg/kg	0.05		-	-	-	-	-	-	-
	Endrin	mg/kg	0.05		-	<0.1	-	-	-	-	-
	Fenitrothion	mg/kg	0.05		-	<0.1	-	-	-	-	-
	Fenthion	mg/kg	0.05		-	<0.1	-	-	-	-	-
	Fluroxypyr	mg/kg			-	<0.01	-	-	-	-	-
	g-BHC (Lindane)	mg/kg	0.05	8.2	-	<0.1	-	-	-	-	-
	Heptachlor	mg/kg	0.05		-	<0.1	-	-	-	-	-
	Isodrin	mg/kg	0.05		-	<0.1	-	-	-	-	-
	Isoproturon	mg/kg			-	<0.01	-	-	-	-	-
	Linuron	mg/kg			-	<0.01	-	-	-	-	-
	Malathion	mg/kg	0.05		-	<0.1	-	-	-	-	-
	2-Methyl-4-chlorophenoxyacetic acid	mg/kg			-	<0.01	-	-	-	-	-
	2-Methyl-4-Chlorophenoxy Butanoic Acid	mg/kg			-	<0.01	-	-	-	-	-
	Mecoprop	mg/kg			-	<0.01	-	-	-	-	-
	Methoxychlor	mg/kg	0.05		-	<0.1	-	-	-	-	-
	Methyl parathion	mg/kg	0.05		-	<0.1	-	-	-	-	-
	Mevinphos (Phosdrin)	mg/kg	0.05		-	<0.1	-	-	-	-	-
	Nitroguanidine	mg/kg			-	<5	-	-	-	-	<5
	o,p-DDD	mg/kg	0.05		-	<0.1	-	-	-	-	-
	o,p'-DDE	mg/kg	0.05		-	<0.1	-	-	-	-	-
	o,p-Methoxychlor	mg/kg	0.05		-	-	-	-	-	-	-
	Parathion	mg/kg	0.05		-	<0.1	-	-	-	-	-
	Pendimethalin	mg/kg	0.05		-	<0.1	-	-	-	-	-
	Permethrin	mg/kg	0.05		-	-	-	-	-	-	-

				Location Code	WS01018	WS02001	WS02001	WS02001	WS02001	WS02001	WS02002
				Sample Depth Range	1.7-1.9	0.05-0.05	0.05-0.05	0.15-0.15	0.95-0.95	1.5-1.7	0.05-0.05
				Sampled Date Time	05/11/2019	30/04/2020	30/04/2020	30/04/2020	30/04/2020	14/05/2020	29/04/2020
				LQM S4UL Public Open Space (POS) Residential - 1% SOM (GAC)							
Chem Group	ChemName	output unit	EQL								
	Permethrin II	mg/kg	0.05		-	-	-	-	-	-	-
	Phorate	mg/kg	0.05		-	<0.1	-	-	-	-	-
	Prometryn	mg/kg	0.05		-	<0.1	-	-	-	-	-
	Pronamide	mg/kg	0.05		-	<0.1	-	-	-	-	-
	Propazine	mg/kg	0.05		-	<0.1	-	-	-	-	-
	Simazine	mg/kg	0.05		-	<0.1	-	-	-	-	-
	Terbutryn	mg/kg	0.05		-	<0.1	-	-	-	-	-
	Terbutylazine	mg/kg	0.05		-	<0.1	-	-	-	-	-
	Triadimefon	mg/kg	0.05		-	<0.1	-	-	-	-	-
	Triallate	mg/kg	0.05		-	-	-	-	-	-	-
	Tricloovr	mg/kg			-	<0.01	-	-	-	-	-
	Trifluralin	mg/kg	0.05		-	<0.1	-	-	-	-	-
	Telodrin	mg/kg	0.05		-	-	-	-	-	-	-
Radionuclides	Caesium-137	Bq/kg	1.4		-	-	2.7	-	-	-	-
	Protactinium-234m	Bq/kg	140		-	-	<160	-	-	-	-
	Americium-241	Bq/g	0.0022		-	-	<0.0027	-	-	-	-
	Beryllium-7	Bq/g	0.016		-	-	<0.018	-	-	-	-
	Cobalt-60	Bq/g	0.0015		-	-	<0.0015	-	-	-	-
	Gross alpha	Bq/kg	54		-	-	330	-	-	-	-
	Gross beta	Bq/kg	87		-	-	480	-	-	-	-
	Lead-210	Bq/kg	22		-	-	<25	-	-	-	-
	Potassium-40	Bq/kg	2		-	-	297	-	-	-	-
	Radium -224	Bq/g	0.022		-	-	<0.04	-	-	-	-
	Radium-226	Bq/g	0.0005		-	-	<0.027 - 0.0172	-	-	-	-
	Thorium-228	Bq/g	0.0005		-	-	0.022	-	-	-	-
	Thorium-230	Bq/g	0.0005		-	-	0.0287	-	-	-	-
	Thorium-232	Bq/g	0.0005		-	-	0.0238	-	-	-	-
	Thorium-234	Bq/g	0.025		-	-	<0.027	-	-	-	-
	Uranium-234	Bq/g	0.0005		-	-	0.0189	-	-	-	-
	Uranium-235	Bq/g	0.0005		-	-	<0.0017	-	-	-	-
SVOC TIC	SVOC TICS - Detect	Detect			-	-	-	-	-	-	-
	SVOC Tentatively Identified Compounds	mg/kg	0.1		-	-	-	-	-	-	-
VOC TIC	VOC Tentatively Identified Compounds	mg/kg	0.05		-	-	-	-	-	-	-
Explosives	2,2,4,4,6,6-Hexanitrostilbene	mg/kg			-	<5	-	-	-	-	<5
	2,4,6-Trinitrotoluene (TNT)	mg/kg		130	-	<5	-	-	-	-	<5
	2,4,6-trinitrophenyl	mg/kg			-	<5	-	-	-	-	<5
	HMX	mg/kg		13000	-	<5	-	-	-	-	<5
	Ethylene glycol dinitrate	mg/kg			-	<5	-	-	-	-	<5
	Nitrocellulose (12% N)	mg/kg			-	<5000	-	-	-	-	<5000
	Nitroglycerine	mg/kg			-	<5	-	-	-	-	<5
	PETN	mg/kg			-	<5	-	-	-	-	<5
	RDX	mg/kg		26000	-	<5	-	-	-	-	<5
	Tetryl	mg/kg			-	<5	-	-	-	-	<5
NA	Actinium-228	Bq/kg	2		-	-	25	-	-	-	-
	Caesium-134	Bq/kg	1.7		-	-	<1.8	-	-	-	-
	Bismuth-212	Bq/kg	19		-	-	<21	-	-	-	-
	Bismuth-214	Bq/kg	2		-	-	19.4	-	-	-	-
	Lead-212	Bq/kg	2		-	-	23.3	-	-	-	-
	Lead-214	Bq/kg	2		-	-	21.1	-	-	-	-
	Thallium-208	Bq/kg	2		-	-	6.9	-	-	-	-
Other	Temperature	°C			17.1	18.1 - 19.2	-	16.8 - 19.2	17.3 - 19.8	20.8	16.8
	Conductivity @ 20oC	uS/cm	14		117 - 124	104 - 274	-	87.3 - 224	54 - 134	82.1 - 82.7	335 - 344
	Organic Matter	%	0.35		-	-	-	-	-	-	-
	Moisture Content (dried @35oC)	%			11	12	-	9.3	16	20	25
	pH (Lab)	pH Units	1		8.08 - 8.51	7.66 - 8.63	-	6.95 - 8.53	7.02 - 9.13	8.38 - 9.19	7.9 - 8.45
	Total Organic Carbon	%	0.2		<0.2	2.63	-	1.18	<0.2	<0.2	3.42

Environmental Standards Comments
#1:GAC is only presented as speciated chromium. 7.7mg/kg is used for hexavalent. If hexavalent chromium (CrVI) data is available, a value of 1,500mg/kg may be appropriate for the remaining trivalent chromium (CrIII).
#2:C4SL for lead adopted
#3:GAC only presented as speciated mercury. 16mg/kg is used for elemental mercury. If the CSM indicates that elemental mercury is not a CoC and mercury is present in an inorganic form, a value of 120mg/kg for inorganic mercury may be appropriate
#4:Updated S4UL for nickel
#5:S4UL exceeds solubility saturation limit
#6:Criteria derived for Ali>C16-C35 split between Ali>C16-21 & Ali>C21-35. Requires summation of fractions to use Ali>C16-C35 criteria.
#7:Criteria presented is for p-xylene. A separate value is presented for o-xylene.
#8:S4UL based on a threshold protective of direct skin contact with phenol

Key

<0.6	Result MDL exceeds GAC
27.8	Result exceeds GAC

Notes
Where a range is given a determinand has been analysed for by more than one method

				Location Code	WS02002	WS02002	WS02002	WS02002	WS02002	WS02002	WS02002
				Sample Depth Range	0.05-0.05	0.2-0.2	0.55-0.55	1.2-1.2	1.2-1.4	2-2	2-2.1
				Sampled Date Time	05/05/2020	29/04/2020	29/04/2020	05/05/2020	13/05/2020	05/05/2020	13/05/2020
				LQM S4UL Public Open Space (POS) Residential - 1% SOM (GAC)							
Chem_Group	**ChemName**	**output unit**	**EQL**								
Metals	Antimony	mg/kg	0.6		-	1.43	1.08	-	<0.6	-	<0.6
	Arsenic	mg/kg	0.6	79	-	13.5	9.02	-	16.6	-	24.7
	Barium	mg/kg	0.6		-	-	-	-	-	-	-
	Beryllium	mg/kg	0.01	2.2	-	-	-	-	-	-	-
	Boron	mg/kg	1	21000	-	<1	<1	-	1.54	-	<1
	Cadmium	mg/kg	0.02	120	-	0.262	0.0568	-	0.723	-	0.789
	Chromium (hexavalent)	mg/kg	0.6	7.7	-	<0.6	<0.6	-	<0.6	-	<0.6
	Chromium	mg/kg	0.9	[#1]	-	25.7	17.5	-	61.2	-	52.5
	Copper	mg/kg	1.4	12000	-	56.4	34.7	-	17.5	-	17.5
	Lead	mg/kg	0.7	630[#2]	-	124	124	-	19.6	-	11
	Mercury	mg/kg	0.14	[#3]	-	0.338	<0.14	-	<0.14	-	<0.14
	Molybdenum	mg/kg	0.1		-	8.32	0.613	-	0.101	-	<0.1
	Nickel	mg/kg	0.2	230[#4]	-	22.8	13.3	-	54.5	-	58.6
	Selenium	mg/kg	1	1100	-	<1	<1	-	<1	-	<1
	Vanadium	mg/kg	0.2	2000	-	35	31.5	-	72	-	53
	Zinc	mg/kg	1.9	81000	-	281	106	-	109	-	111
Asbestos	Anthophyllite	Detect			-	0	0	-	0	-	0
	Asbestos Analysts Comments	-			-	-	-	-	-	-	-
	Asbestos PCOM Quantification	%	0.001		-	-	-	-	-	-	-
	Asbestos Quantification Total	%	0.001		-	-	-	-	-	-	-
	Asbestos: Actinolite	Detect			-	0	0	-	0	-	0
	Additional Asbestos Components (Using TM048)	Comment			-	-	-	-	-	-	-
	Crocidolite Asbestos	Detect			-	0	0	-	0	-	0
	Asbestos Gravimetric Quantification	%	0.001		-	-	-	-	-	-	-
	Chrysotile Asbestos	Detect			-	0	1	-	0	-	0
	Amosite Asbestos	Detect			-	0	0	-	0	-	0
	Non-Asbestos Fibre	Detect			-	0	0	-	0	-	0
	Tremolite	Detect			-	0	0	-	0	-	0
Inorganics	Alkalinity (total) as CaCO3	mg/kg	10		-	-	-	-	-	-	-
	Ammoniacal Nitrogen as N	mg/kg	12		-	-	-	-	<12	-	<12
	Cyanide (Free)	mg/kg	1		-	<1	<1	-	<1	-	<1
	Cyanide Total	mg/kg	1		-	<1	<1	-	<1	-	<1
	cyanides-complex	mg/kg	1		-	<1	<1	-	<1	-	<1
	Nitrite (as N)	mg/kg	0.03		-	-	-	-	-	-	-
	Sulphate	mg/kg	200		-	-	-	-	-	-	-
PAH	Naphthalene	mg/kg	0.009	4900	-	<0.045	0.0239	-	<0.009	-	<0.009
	Acenaphthene	mg/kg	0.008	15000	-	0.0824	0.0219	-	0.0111	-	<0.008
	Acenaphthylene	mg/kg	0.012	15000	-	0.134	0.183	-	0.0199	-	<0.012
	Fluoranthene	mg/kg	0.017	3100	-	3.44	2.45	-	0.309	-	<0.017
	Anthracene	mg/kg	0.016	74000	-	0.361	0.307	-	0.0584	-	<0.016
	Phenanthrene	mg/kg	0.015	3100	-	1.53	1.36	-	0.24	-	<0.015
	Fluorene	mg/kg	0.01	9900	-	0.0875	0.0974	-	0.0219	-	<0.01
	Chrysene	mg/kg	0.01	57	-	1.6	1.06	-	0.116	-	<0.01
	Pyrene	mg/kg	0.015	7400	-	2.85	1.98	-	0.245	-	<0.015
	Benzo(a)anthracene	mg/kg	0.014	29	-	1.54	1.04	-	0.118	-	<0.014
	Benzo(b)fluoranthene	mg/kg	0.015	7.1	-	2.25	1.23	-	0.138	-	<0.015
	Benzo(k)fluoranthene	mg/kg	0.014	190	-	0.825	0.485	-	0.0538	-	<0.014
	Benzo(a)pyrene	mg/kg	0.015	5.7	-	1.64	0.923	-	0.1	-	<0.015
	Dibenz(a,h)anthracene	mg/kg	0.023	0.57	-	0.202	0.102	-	<0.023	-	<0.023
	Benzo(g,h,i)perylene	mg/kg	0.024	640	-	1.09	0.623	-	0.071	-	<0.024
	Indeno(1,2,3-c,d)pyrene	mg/kg	0.018	82	-	1.19	0.68	-	0.0717	-	<0.018
	PAH 16 Total	mg/kg	0.118		-	18.8	12.6	-	1.57	-	<0.118
TPH CWG	>C5-C6 Aliphatics	mg/kg	0.01	(sol)570000[#5]	-	<0.01	<0.01	-	<0.01	-	<0.01
	>C6-C8 Aliphatics	mg/kg	0.01	600000	-	<0.01	<0.01	-	<0.01	-	<0.01
	>C10-C44 Aliphatics	mg/kg	5		-	12	<5	-	<5	-	<5
	>C10-C44 Aliphatics/Aromatics	mg/kg	10		-	63.6	<10	-	<10	-	<10
	>C8-C10 Aliphatics	mg/kg	0.01	13000	-	<0.01	<0.01	-	<0.01	-	<0.01
	>C10-C12 Aliphatics	mg/kg	0.01	13000	-	<1	<1	-	<1	-	<1
	>C12-C16 Aliphatics	mg/kg	0.1	13000	-	<1	<1	-	<1	-	<1
	>C16-C21 Aliphatics	mg/kg	0.1	125000[#6]	-	<1	<1	-	<1	-	<1
	>C21-C35 Aliphatics	mg/kg	0.1	125000[#6]	-	10.2	1.03	-	<1	-	<1
	>C35-C44 Aliphatics	mg/kg	0.1	250000	-	1.05	<1	-	<1	-	<1
	>C5-C10 Aliphatics	mg/kg	0.05		-	<0.05	<0.05	-	<0.05	-	<0.05
	Total Aliphatics >C12-C44	mg/kg	0.1		-	-	-	-	-	-	-
	>EC5-EC10 Aromatics	mg/kg	0.05		-	<0.05	<0.05	-	<0.05	-	<0.05
	>EC6-EC7 Aromatics	mg/kg	0.01		-	<0.01	<0.01	-	<0.01	-	<0.01
	>EC7-EC8 Aromatics	mg/kg	0.01	56000	-	<0.01	<0.01	-	<0.01	-	<0.01
	>EC8-EC10 Aromatics	mg/kg	0.01	5000	-	<0.01	<0.01	-	<0.01	-	<0.01
	>EC10-EC12 Aromatics	mg/kg	0.01	5000	-	<1	<1	-	<1	-	<1
	>EC10-EC44 Aromatics	mg/kg	5		-	51.7	8.73	-	<5	-	<5
	>EC12-EC16 Aromatics	mg/kg	0.1	5100	-	<1	<1	-	<1	-	<1
	>EC16-EC21 Aromatics	mg/kg	0.1	3800	-	10.4	2.02	-	<1	-	<1
	>EC21-EC35 Aromatics	mg/kg	0.1	3800	-	36.1	5.7	-	<1	-	<1
	>EC35-EC44 Aromatics	mg/kg	0.1	3800	-	4.37	<1	-	<1	-	<1
	>EC40-EC44 Aromatics	mg/kg	0.1		-	<1	<1	-	<1	-	<1
	>EC12-EC44 Aromatics	mg/kg	0.1		-	-	-	-	-	-	-
	TPH Aliphatics & Aromatics >C5-44	mg/kg	0.1		-	63.6	<10	-	<10	-	<10
TPH	>C5-C6	mg/kg	0.02		-	-	-	-	-	-	-

				Location Code	WS02002	WS02002	WS02002	WS02002	WS02002	WS02002	WS02002
				Sample Depth Range	0.05-0.05	0.2-0.2	0.55-0.55	1.2-1.2	1.2-1.4	2-2	2-2.1
				Sampled Date Time	05/05/2020	29/04/2020	29/04/2020	05/05/2020	13/05/2020	05/05/2020	13/05/2020
				LQM S4UL Public Open Space (POS) Residential - 1% SOM (GAC)							
Chem_Group	ChemName	output unit	EQL								
	>C6-C7	mg/kg	0.02		-	-	-	-	-	-	-
	>C7-C8	mg/kg	0.02		-	-	-	-	-	-	-
	>C8-C10	mg/kg	0.02		-	-	-	-	-	-	-
	>C10-C12	mg/kg	0.02		-	-	-	-	-	-	-
	>C12-C16	mg/kg	35		-	-	-	-	-	-	-
	>C16-C21	mg/kg	35		-	-	-	-	-	-	-
	>C21-C28	mg/kg	35		-	-	-	-	-	-	-
	>C28-C35	mg/kg	35		-	-	-	-	-	-	-
	>C35-C40	mg/kg	35		-	-	-	-	-	-	-
	GRO >C5-10	mg/kg	0.02		-	<0.02	<0.02	-	<0.02	-	<0.02
	TPH >C6-C40	mg/kg	10		-	-	-	-	-	-	-
	EPH>C5-40	mg/kg	35		-	-	-	-	-	-	-
	EPH >C10-40	mg/kg	35		-	-	-	-	-	-	-
	GRO >C5-12	mg/kg	0.1		-	-	-	-	-	-	-
	Total Petroleum Hydrocarbons	mg/kg	35		-	-	-	-	-	-	-
BTEX and MTBE	Benzene	mg/kg	0.009	72	-	<0.18	<0.009	-	<0.009	-	<0.009
	Toluene	mg/kg	0.007	56000	-	<0.14	<0.007	-	<0.007	-	<0.007
	Ethylbenzene	mg/kg	0.004	24000	-	<0.08	<0.004	-	<0.004	-	<0.004
	Xylene (m & p)	mg/kg	0.01	41000[#7]	-	<0.2	<0.01	-	<0.01	-	<0.01
	Xylene (o)	mg/kg	0.01	41000	-	<0.2	<0.01	-	<0.01	-	<0.01
	Xylene Total	mg/kg	0.02		-	<0.4	<0.02	-	<0.02	-	<0.02
	MTBE	mg/kg	0.01		-	<0.2	<0.01	-	<0.01	-	<0.01
	Total BTEX	mg/kg	0.04		-	<0.8	<0.04	-	<0.04	-	<0.04
VOC	Styrene	mg/kg	0.01		-	-	-	-	-	-	-
	cis-1,3-dichloropropene	mg/kg	0.01		-	-	-	-	-	-	-
	trans-1,3-dichloropropene	mg/kg	0.01		-	-	-	-	-	-	-
	1,1,1,2-tetrachloroethane	mg/kg	0.01	1400	-	-	-	-	-	-	-
	1,1,1-trichloroethane	mg/kg	0.007	140000	-	-	-	-	-	-	-
	1,1,2,2-tetrachloroethane	mg/kg	0.01	1400	-	-	-	-	-	-	-
	1,1,2-trichloroethane	mg/kg	0.01		-	-	-	-	-	-	-
	1,1-dichloroethane	mg/kg	0.008		-	-	-	-	-	-	-
	1,1-dichloroethene	mg/kg	0.01		-	-	-	-	-	-	-
	1,1-dichloropropene	mg/kg	0.01		-	-	-	-	-	-	-
	1,2,3-trichloropropane	mg/kg	0.016		-	-	-	-	-	-	-
	1,2,4-trimethylbenzene	mg/kg	0.009		-	-	-	-	-	-	-
	1,2-dibromo-3-chloropropane	mg/kg	0.014		-	-	-	-	-	-	-
	1,2-dibromoethane	mg/kg	0.01		-	-	-	-	-	-	-
	1,2-dichloroethane	mg/kg	0.005	29	-	-	-	-	-	-	-
	1,2-dichloropropane	mg/kg	0.01		-	-	-	-	-	-	-
	1,3,5-trimethylbenzene	mg/kg	0.008		-	-	-	-	-	-	-
	1,3-dichloropropane	mg/kg	0.007		-	-	-	-	-	-	-
	2,2-dichloropropane	mg/kg	0.01		-	-	-	-	-	-	-
	2-chlorotoluene	mg/kg	0.009		-	-	-	-	-	-	-
	4-chlorotoluene	mg/kg	0.01		-	-	-	-	-	-	-
	Bromobenzene	mg/kg	0.01		-	-	-	-	-	-	-
	Bromochloromethane	mg/kg	0.01		-	-	-	-	-	-	-
	Bromodichloromethane	mg/kg	0.007		-	-	-	-	-	-	-
	Bromoform	mg/kg	0.01		-	-	-	-	-	-	-
	Bromomethane	mg/kg	0.01		-	-	-	-	-	-	-
	Carbon disulfide	mg/kg	0.007	11000	-	-	-	-	-	-	-
	Carbon tetrachloride	mg/kg	0.01	890	-	-	-	-	-	-	-
	Chlorodibromomethane	mg/kg	0.01		-	-	-	-	-	-	-
	Chloroethane	mg/kg	0.01		-	-	-	-	-	-	-
	Chloroform	mg/kg	0.008	2500	-	-	-	-	-	-	-
	Chloromethane	mg/kg	0.007		-	-	-	-	-	-	-
	cis-1,2-dichloroethene	mg/kg	0.006		-	-	-	-	-	-	-
	Dibromomethane	mg/kg	0.009		-	-	-	-	-	-	-
	Dichlorodifluoromethane	mg/kg	0.006		-	-	-	-	-	-	-
	Dichloromethane	mg/kg	0.01		-	-	-	-	-	-	-
	Isopropylbenzene	mg/kg	0.005		-	-	-	-	-	-	-
	n-butylbenzene	mg/kg	0.011		-	-	-	-	-	-	-
	n-propylbenzene	mg/kg	0.01		-	-	-	-	-	-	-
	p-isopropyltoluene	mg/kg	0.01		-	-	-	-	-	-	-
	sec-butylbenzene	mg/kg	0.01		-	-	-	-	-	-	-
	Trichloroethene	mg/kg	0.009	120	-	-	-	-	-	-	-
	tert-butylbenzene	mg/kg	0.014		-	-	-	-	-	-	-
	Tetrachloroethene	mg/kg	0.005	1400	-	-	-	-	-	-	-
	trans-1,2-dichloroethene	mg/kg	0.01		-	-	-	-	-	-	-
	Trichlorofluoromethane	mg/kg	0.006		-	-	-	-	-	-	-
	Vinyl chloride	mg/kg	0.006	3.5	-	-	-	-	-	-	-
	tert-Amyl methyl ether	mg/kg	0.01		-	-	-	-	-	-	-
VOC/SVOC	1,2,3-trichlorobenzene	mg/kg	0.02	1800	-	-	-	-	-	-	-
	1,2,4-trichlorobenzene	mg/kg	0.02	15000	-	-	-	-	-	-	-
	1,2-dichlorobenzene	mg/kg	0.01	90000	-	-	-	-	-	-	-
	1,3,5-Trichlorobenzene	mg/kg	0.02	1700	-	-	-	-	-	-	-
	1,3-dichlorobenzene	mg/kg	0.008	300	-	-	-	-	-	-	-
	1,4-dichlorobenzene	mg/kg	0.005	17000	-	-	-	-	-	-	-

				Location Code	WS02002	WS02002	WS02002	WS02002	WS02002	WS02002	WS02002
				Sample Depth Range	0.05-0.05	0.2-0.2	0.55-0.55	1.2-1.2	1.2-1.4	2-2	2-2.1
				Sampled Date Time	05/05/2020	29/04/2020	29/04/2020	05/05/2020	13/05/2020	05/05/2020	13/05/2020
Chem Group	ChemName	output unit	EQL	LQM S4UL Public Open Space (POS) Residential - 1% SOM (GAC)							
	Chlorobenzene	mg/kg	0.005	11000	-	-	-	-	-	-	-
	Hexachlorobutadiene	mg/kg	0.02	25	-	-	-	-	-	-	-
SVOC	4-bromophenyl phenyl ether	mg/kg	0.1		-	-	-	-	-	-	-
	4-nitroaniline	mg/kg	0.1		-	-	-	-	-	-	-
	4-nitrophenol	mg/kg	0.1		-	-	-	-	-	-	-
	2,4,5-trichlorophenol	mg/kg	0.1		-	-	-	-	-	-	-
	2,4,6-trichlorophenol	mg/kg	0.1		-	-	-	-	-	-	-
	2,4-dichlorophenol	mg/kg	0.1		-	-	-	-	-	-	-
	2,4-dimethylphenol	mg/kg	0.1		-	-	-	-	-	-	-
	2,4-dinitrotoluene	mg/kg	0.1		-	-	-	-	-	-	-
	2,6-dinitrotoluene	mg/kg	0.1		-	-	-	-	-	-	-
	2-chloronaphthalene	mg/kg	0.1		-	-	-	-	-	-	-
	2-chlorophenol	mg/kg	0.1		-	-	-	-	-	-	-
	2-methylnaphthalene	mg/kg	0.1		-	-	-	-	-	-	-
	2-methylphenol	mg/kg	0.1		-	-	-	-	-	-	-
	2-nitroaniline	mg/kg	0.1		-	-	-	-	-	-	-
	2-nitrophenol	mg/kg	0.1		-	-	-	-	-	-	-
	3-nitroaniline	mg/kg	0.1		-	-	-	-	-	-	-
	4-chloro-3-methylphenol	mg/kg	0.1		-	-	-	-	-	-	-
	4-chloroaniline	mg/kg	0.1		-	-	-	-	-	-	-
	4-chlorophenyl phenyl ether	mg/kg	0.1		-	-	-	-	-	-	-
	4-methylphenol	mg/kg	0.1		-	-	-	-	-	-	-
	Azobenzene	mg/kg	0.1		-	-	-	-	-	-	-
	Bis(2-chloroethoxy) methane	mg/kg	0.1		-	-	-	-	-	-	-
	Bis(2-chloroethyl)ether	mg/kg	0.1		-	-	-	-	-	-	-
	Bis(2-chloroisopropyl) ether	mg/kg	0.1		-	-	-	-	-	-	-
	Bis(2-ethylhexyl) phthalate	mg/kg	0.1		-	-	-	-	-	-	-
	Butyl benzyl phthalate	mg/kg	0.1		-	-	-	-	-	-	-
	Carbazole	mg/kg	0.1		-	-	-	-	-	-	-
	Dibenzofuran	mg/kg	0.1		-	-	-	-	-	-	-
	Diethylphthalate	mg/kg	0.1		-	-	-	-	-	-	-
	Dimethyl phthalate	mg/kg	0.1		-	-	-	-	-	-	-
	Di-n-butyl phthalate	mg/kg	0.1		-	-	-	-	-	-	-
	Di-n-octyl phthalate	mg/kg	0.1		-	-	-	-	-	-	-
	Hexachlorobenzene	mg/kg	0.05	16	-	-	-	-	-	-	-
	Hexachlorocyclopentadiene	mg/kg	0.1		-	-	-	-	-	-	-
	Hexachloroethane	mg/kg	0.1		-	-	-	-	-	-	-
	Isophorone	mg/kg	0.1		-	-	-	-	-	-	-
	Nitrobenzene	mg/kg	0.1		-	-	-	-	-	-	-
	N-nitrosodi-n-propylamine	mg/kg	0.1		-	-	-	-	-	-	-
	Pentachloronitrobenzene	mg/kg	0.05		-	-	-	-	-	-	-
	Pentachlorophenol	mg/kg	0.1	60	-	-	-	-	-	-	-
PCB	Heptachlorobiphenyl, 2,3,3,4,4,5,5- (PCB 189)	mg/kg	0.003		-	-	-	-	<0.003	-	<0.003
	Hexachlorobiphenyl, 2,3,3,4,4,5- (PCB 156)	mg/kg	0.003		-	-	-	-	<0.003	-	<0.003
	Hexachlorobiphenyl, 2,3,3,4,4,5- (PCB 157)	mg/kg	0.003		-	-	-	-	<0.003	-	<0.003
	Hexachlorobiphenyl, 2,3,4,4,5,5- (PCB 167)	mg/kg	0.003		-	-	-	-	<0.003	-	<0.003
	Hexachlorobiphenyl, 3,3,4,4,5,5- (PCB 169)	mg/kg	0.003		-	-	-	-	<0.003	-	<0.003
	PCB 101	mg/kg	0.003		-	-	-	-	<0.003	-	<0.003
	PCB 118	mg/kg	0.003		-	-	-	-	<0.003	-	<0.003
	PCB 138	mg/kg	0.003		-	-	-	-	<0.003	-	<0.003
	PCB 153	mg/kg	0.003		-	-	-	-	<0.003	-	<0.003
	PCB 180	mg/kg	0.003		-	-	-	-	<0.003	-	<0.003
	PCB 28	mg/kg	0.003		-	-	-	-	<0.003	-	<0.003
	PCB 52	mg/kg	0.003		-	-	-	-	<0.003	-	<0.003
	Pentachlorobiphenyl, 2,3,3,4,4- (PCB 105)	mg/kg	0.003		-	-	-	-	<0.003	-	<0.003
	Pentachlorobiphenyl, 2,3,4,4,5- (PCB 114)	mg/kg	0.003		-	-	-	-	<0.003	-	<0.003
	Pentachlorobiphenyl, 2,3,4,4,5- (PCB 123)	mg/kg	0.003		-	-	-	-	<0.003	-	<0.003
	Pentachlorobiphenyl, 3,3,4,4,5- (PCB 126)	mg/kg	0.003		-	-	-	-	<0.003	-	<0.003
	Tetrachlorobiphenyl, 3,3,4,4- (PCB 77)	mg/kg	0.003		-	-	-	-	<0.003	-	<0.003
	Tetrachlorobiphenyl, 3,4,4,5- (PCB 81)	mg/kg	0.003		-	-	-	-	<0.003	-	<0.003
	Total PCB 7 Congeners	mg/kg	0.021		-	-	-	-	<0.021	-	<0.021
	Total PCB WHO 12	mg/kg	0.036		-	-	-	-	<0.036	-	<0.036
Phenolics	Xylenols	mg/kg	0.015		-	<0.015	<0.015	-	<0.015	-	<0.015
	Cresol Total	mg/kg	0.01		-	<0.01	<0.01	-	<0.01	-	<0.01
	Phenol	mg/kg	0.01	(dir)760[#8]	-	<0.01	<0.01	-	<0.01	-	<0.01
	Phenols Monohydric	mg/kg	0.035		-	<0.035	<0.035	-	<0.035	-	<0.035
Organotins	Dibutyltin	mg/kg			-	-	-	-	-	-	-
	Monophenyltin	mg/kg			-	-	-	-	<0.02	-	<0.02
	Diphenyltin	mg/kg			-	-	-	-	-	-	-
	Monobutyltin	mg/kg			-	-	-	-	-	-	-
	Tetrabutyltin	mg/kg			-	-	-	-	-	-	-
	Tributyltin	mg/kg			-	-	-	-	<0.02	-	<0.02
	Triphenyltin	mg/kg			-	-	-	-	-	-	-
Pesticides	Heptachlor epoxide	mg/kg	0.05		-	-	-	-	-	-	-
	Tecnazene	mg/kg	0.05		-	-	-	-	-	-	-
	2,4,5-TP (Silvex)	mg/kg			-	-	-	-	-	-	-
	Hedonal	mg/kg			-	-	-	-	-	-	-

				Location Code	WS02002	WS02002	WS02002	WS02002	WS02002	WS02002	WS02002
				Sample Depth Range	0.05-0.05	0.2-0.2	0.55-0.55	1.2-1.2	1.2-1.4	2-2	2-2.1
				Sampled Date Time	05/05/2020	29/04/2020	29/04/2020	05/05/2020	13/05/2020	05/05/2020	13/05/2020
			LQM S4UL Public Open Space (POS) Residential - 1% SOM (GAC)								
Chem_Group	ChemName	output unit	EQL								
	2,4-DDT	mg/kg	0.05		-	-	-	-	-	-	-
	2,4-Dichlorprop	mg/kg			-	-	-	-	-	-	-
	4-(2,4-Dichlorophenoxy)butyric Acid (2,4-DB)	mg/kg			-	-	-	-	-	-	-
	4,4-DDE	mg/kg	0.05		-	-	-	-	-	-	-
	a-BHC	mg/kg	0.05	24	-	-	-	-	-	-	-
	Aldrin	mg/kg	0.05	18	-	-	-	-	-	-	-
	Atrazine	mg/kg	0.05	1200	-	-	-	-	-	-	-
	Azinophos methyl	mg/kg	0.05		-	-	-	-	-	-	-
	b-BHC	mg/kg	0.05	8.1	-	-	-	-	-	-	-
	Bentazone	mg/kg			-	-	-	-	-	-	-
	Chlordane (cis)	mg/kg	0.05		-	-	-	-	-	-	-
	Chlordane (trans)	mg/kg	0.05		-	-	-	-	-	-	-
	Chlorfenvinphos	mg/kg	0.05		-	-	-	-	-	-	-
	Chlorotoluron	mg/kg			-	-	-	-	-	-	-
	Chlorpyrifos-methyl	mg/kg	0.05		-	-	-	-	-	-	-
	Cyanazine	mg/kg			-	-	-	-	-	-	-
	d-BHC	mg/kg	0.05		-	-	-	-	-	-	-
	DDD	mg/kg	0.05		-	-	-	-	-	-	-
	DDT	mg/kg	0.05		-	-	-	-	-	-	-
	Chlorothalonil	mg/kg	0.05		-	-	-	-	-	-	-
	Diazinon	mg/kg	0.05		-	-	-	-	-	-	-
	Dichlorvos	mg/kg	0.05	16	-	-	-	-	-	-	-
	Dieldrin	mg/kg	0.05	18	-	-	-	-	-	-	-
	Dimethoate	mg/kg	0.05		-	-	-	-	-	-	-
	Disulfoton	mg/kg	0.05		-	-	-	-	-	-	-
	Diuron	mg/kg			-	-	-	-	-	-	-
	Endosulfan I	mg/kg	0.05	1200	-	-	-	-	-	-	-
	Endosulfan II	mg/kg	0.05		-	-	-	-	-	-	-
	Endosulfan sulphate	mg/kg	0.05		-	-	-	-	-	-	-
	Endrin	mg/kg	0.05		-	-	-	-	-	-	-
	Fenitrothion	mg/kg	0.05		-	-	-	-	-	-	-
	Fenthion	mg/kg	0.05		-	-	-	-	-	-	-
	Fluroxypyr	mg/kg			-	-	-	-	-	-	-
	g-BHC (Lindane)	mg/kg	0.05	8.2	-	-	-	-	-	-	-
	Heptachlor	mg/kg	0.05		-	-	-	-	-	-	-
	Isodrin	mg/kg	0.05		-	-	-	-	-	-	-
	Isoproturon	mg/kg			-	-	-	-	-	-	-
	Linuron	mg/kg			-	-	-	-	-	-	-
	Malathion	mg/kg	0.05		-	-	-	-	-	-	-
	2-Methyl-4-chlorophenoxyacetic acid	mg/kg			-	-	-	-	-	-	-
	2-Methyl-4-Chlorophenoxy Butanoic Acid	mg/kg			-	-	-	-	-	-	-
	Mecoprop	mg/kg			-	-	-	-	-	-	-
	Methoxychlor	mg/kg	0.05		-	-	-	-	-	-	-
	Methyl parathion	mg/kg	0.05		-	-	-	-	-	-	-
	Mevinphos (Phosdrin)	mg/kg	0.05		-	-	-	-	-	-	-
	Nitroguanidine	mg/kg			-	-	-	-	-	-	-
	o,p-DDD	mg/kg	0.05		-	-	-	-	-	-	-
	o,p'-DDE	mg/kg	0.05		-	-	-	-	-	-	-
	o,p-Methoxychlor	mg/kg	0.05		-	-	-	-	-	-	-
	Parathion	mg/kg	0.05		-	-	-	-	-	-	-
	Pendimethalin	mg/kg	0.05		-	-	-	-	-	-	-
	Permethrin	mg/kg	0.05		-	-	-	-	-	-	-

				Location Code	WS02002	WS02002	WS02002	WS02002	WS02002	WS02002	WS02002
				Sample Depth Range	0.05-0.05	0.2-0.2	0.55-0.55	1.2-1.2	1.2-1.4	2-2	2-2.1
				Sampled Date Time	05/05/2020	29/04/2020	29/04/2020	05/05/2020	13/05/2020	05/05/2020	13/05/2020
			LQM S4UL Public Open Space (POS) Residential - 1% SOM (GAC)								
Chem Group	ChemName	output unit	EQL								
	Permethrin II	mg/kg	0.05		-	-	-	-	-	-	-
	Phorate	mg/kg	0.05		-	-	-	-	-	-	-
	Prometryn	mg/kg	0.05		-	-	-	-	-	-	-
	Pronamide	mg/kg	0.05		-	-	-	-	-	-	-
	Propazine	mg/kg	0.05		-	-	-	-	-	-	-
	Simazine	mg/kg	0.05		-	-	-	-	-	-	-
	Terbutryn	mg/kg	0.05		-	-	-	-	-	-	-
	Terbutylazine	mg/kg	0.05		-	-	-	-	-	-	-
	Triadimefon	mg/kg	0.05		-	-	-	-	-	-	-
	Triallate	mg/kg	0.05		-	-	-	-	-	-	-
	Triclopyr	mg/kg			-	-	-	-	-	-	-
	Trifluralin	mg/kg	0.05		-	-	-	-	-	-	-
	Telodrin	mg/kg	0.05		-	-	-	-	-	-	-
Radionuclides	Caesium-137	Bq/kg	1.4		<2	-	-	<1.9	-	<1.7	-
	Protactinium-234m	Bq/kg	140		<200	-	-	<260	-	<190	-
	Americium-241	Bq/g	0.0022		<0.0046	-	-	<0.0028	-	<0.0049	-
	Beryllium-7	Bq/g	0.016		<0.024	-	-	<0.021	-	<0.021	-
	Cobalt-60	Bq/g	0.0015		<0.0019	-	-	<0.0028	-	<0.002	-
	Gross alpha	Bq/kg	54		278	-	-	370	-	208	-
	Gross beta	Bq/kg	87		510	-	-	490	-	430	-
	Lead-210	Bq/kg	22		<40	-	-	<27	-	<41	-
	Potassium-40	Bq/kg	2		344	-	-	387	-	304	-
	Radium -224	Bq/g	0.022		<0.047	-	-	<0.027	-	<0.052	-
	Radium-226	Bq/g	0.0005		<0.036 - 0.104	-	-	0.0208 - 0.067	-	<0.036 - 0.0157	-
	Thorium-228	Bq/g	0.0005		0.0209	-	-	0.0244	-	0.0271	-
	Thorium-230	Bq/g	0.0005		0.0273	-	-	0.031	-	0.0127	-
	Thorium-232	Bq/g	0.0005		0.0223	-	-	0.0312	-	0.0155	-
	Thorium-234	Bq/g	0.025		<0.045	-	-	<0.031	-	<0.047	-
	Uranium-234	Bq/g	0.0005		0.0164	-	-	0.0197	-	0.0166	-
	Uranium-235	Bq/g	0.0005		<0.0014	-	-	<0.0023	-	<0.0022	-
SVOC TIC	SVOC TICS - Detect	Detect			-	-	-	-	-	-	-
	SVOC Tentatively Identified Compounds	mg/kg	0.1		-	-	-	-	-	-	-
VOC TIC	VOC Tentatively Identified Compounds	mg/kg	0.05		-	-	-	-	-	-	-
Explosives	2,2,4,4,6,6-Hexanitrostilbene	mg/kg			-	-	-	-	-	-	-
	2,4,6-Trinitrotoluene (TNT)	mg/kg		130	-	-	-	-	-	-	-
	2,4,6-trinitrophenyl	mg/kg			-	-	-	-	-	-	-
	HMX	mg/kg		13000	-	-	-	-	-	-	-
	Ethylene glycol dinitrate	mg/kg			-	-	-	-	-	-	-
	Nitrocellulose (12% N)	mg/kg			-	-	-	-	-	-	-
	Nitroglycerine	mg/kg			-	-	-	-	-	-	-
	PETN	mg/kg			-	-	-	-	-	-	-
	RDX	mg/kg		26000	-	-	-	-	-	-	-
	Tetryl	mg/kg			-	-	-	-	-	-	-
NA	Actinium-228	Bq/kg	2		30	-	-	34.3	-	23.5	-
	Caesium-134	Bq/kg	1.7		<2.2	-	-	<2.7	-	<2.3	-
	Bismuth-212	Bq/kg	19		<25	-	-	<29	-	47	-
	Bismuth-214	Bq/kg	2		19.7	-	-	19.6	-	19.8	-
	Lead-212	Bq/kg	2		24.3	-	-	30.8	-	24.2	-
	Lead-214	Bq/kg	2		22.4	-	-	23	-	22	-
	Thallium-208	Bq/kg	2		9.9	-	-	11.8	-	9	-
Other	Temperature	°C			-	17.7	18.8	-	14.5	-	21.1
	Conductivity @ 20oC	uS/cm	14		-	299 - 306	192 - 204	-	168 - 224	-	194 - 214
	Organic Matter	%	0.35		-	-	-	-	-	-	-
	Moisture Content (dried @35oC)	%			-	10	14	-	20	-	14
	pH (Lab)	pH Units	1		-	8.28 - 8.53	8.2 - 8.59	-	8.28 - 8.62	-	8.3 - 8.83
	Total Organic Carbon	%	0.2		-	2.37	1.04	-	0.515	-	0.206

Environmental Standards Comments
#1:GAC is only presented as speciated chromium. 7.7mg/kg is used for hexavalent. If hexavalent chromium (CrVI) data is available, a value of 1,500mg/kg may be appropriate for the remaining trivalent chromium (CrIII).
#2:C4SL for lead adopted
#3:GAC only presented as speciated mercury. 16mg/kg is used for elemental mercury. If the CSM indicates that elemental mercury is not a CoC and mercury is present in an inorganic form, a value of 120mg/kg for inorganic mercury may be appropriate
#4:Updated S4UL for nickel
#5:S4UL exceeds solubility saturation limit
#6:Criteria derived for Ali>C16-C35 split between Ali>C16-21 & Ali>C21-35. Requires summation of fractions to use Ali>C16-C35 criteria.
#7:Criteria presented is for p-xylene. A separate value is presented for o-xylene.
#8:S4UL based on a threshold protective of direct skin contact with phenol

Key

<0.6	Result MDL exceeds GAC
27.8	Result exceeds GAC

Notes
Where a range is given a determinand has been analysed for by more than one method

				Location Code	WS02002	WS02003	WS02003	WS02003	WS02003	WS02004A	WS02004A
				Sample Depth Range	2.2-2.55	0.05-0.1	0.05-0.1	1-1.2	1-1.2	0.05-0.1	0.05-0.1
				Sampled Date Time	13/05/2020	25/02/2020	25/02/2020	25/02/2020	25/02/2020	27/02/2020	27/02/2020
				LQM S4UL Public Open Space (POS) Residential - 1% SOM (GAC)							
Chem Group	**ChemName**	**output unit**	**EQL**								
Metals	Antimony	mg/kg	0.6		<0.6	-	-	-	-	0.923	-
	Arsenic	mg/kg	0.6	79	<0.6	11.4	-	2.97	-	10	-
	Barium	mg/kg	0.6	-	-	-	-	-	-	-	-
	Beryllium	mg/kg	0.01	2.2	-	-	-	-	-	-	-
	Boron	mg/kg	1	21000	<1	<1	-	<1	-	<1	-
	Cadmium	mg/kg	0.02	120	0.316	0.418	-	0.304	-	0.549	-
	Chromium (hexavalent)	mg/kg	0.6	7.7	<0.6	<0.6	-	<0.6	-	<0.6	-
	Chromium	mg/kg	0.9	#1	<0.9	24.4	-	5.92	-	23.2	-
	Copper	mg/kg	1.4	12000	<1.4	15.1	-	5.41	-	12.5	-
	Lead	mg/kg	0.7	630#2	<0.7	38.7	-	5.64	-	31.2	-
	Mercury	mg/kg	0.14	#3	<0.14	<0.14	-	<0.14	-	<0.14	-
	Molybdenum	mg/kg	0.1		<0.1	-	-	-	-	0.14	-
	Nickel	mg/kg	0.2	230#4	3.08	28.9	-	10.3	-	27.1	-
	Selenium	mg/kg	1	1100	1.12	<1	-	<1	-	<1	-
	Vanadium	mg/kg	0.2	2000	1.74	-	-	-	-	38.1	-
	Zinc	mg/kg	1.9	81000	9.5	80.4	-	29.2	-	80.3	-
Asbestos	Anthophyllite	Detect			0	0	-	0	-	0	-
	Asbestos Analysts Comments	-			-	-	-	-	-	-	-
	Asbestos PCOM Quantification	%	0.001		-	-	-	-	-	-	-
	Asbestos Quantification Total	%	0.001		-	-	-	-	-	-	-
	Asbestos: Actinolite	Detect			0	0	-	0	-	0	-
	Additional Asbestos Components (Using TM048)	Comment			-	-	-	-	-	-	-
	Crocidolite Asbestos	Detect			0	0	-	0	-	0	-
	Asbestos Gravimetric Quantification	%	0.001		-	-	-	-	-	-	-
	Chrysotile Asbestos	Detect			0	0	-	0	-	0	-
	Amosite Asbestos	Detect			0	0	-	0	-	0	-
	Non-Asbestos Fibre	Detect			0	0	-	0	-	0	-
	Tremolite	Detect			0	0	-	0	-	0	-
Inorganics	Alkalinity (total) as CaCO3	mg/kg	10		-	-	-	-	-	-	-
	Ammoniacal Nitrogen as N	mg/kg	12		<12	-	-	-	-	<12	-
	Cyanide (Free)	mg/kg	1		<1	<1	-	<1	-	<1	-
	Cyanide Total	mg/kg	1		<1	<1	-	<1	-	<1	-
	cyanides-complex	mg/kg	1		<1	<1	-	<1	-	<1	-
	Nitrite (as N)	mg/kg	0.03		-	-	-	-	-	-	-
	Sulphate	mg/kg	200		-	-	-	-	-	-	-
PAH	Naphthalene	mg/kg	0.009	4900	<0.009	<0.009	-	<0.009	-	<0.009	-
	Acenaphthene	mg/kg	0.008	15000	<0.008	<0.1 - 0.0117	-	<0.008	-	0.0775 - 0.133	-
	Acenaphthylene	mg/kg	0.012	15000	<0.012	<0.012	-	<0.012	-	<0.1 - 0.0223	-
	Fluoranthene	mg/kg	0.017	3100	<0.017	0.299 - 0.389	-	<0.017	-	2.22 - 3.53	-
	Anthracene	mg/kg	0.016	74000	<0.016	<0.1 - 0.0303	-	<0.016	-	0.236 - 0.496	-
	Phenanthrene	mg/kg	0.015	3100	<0.015	0.178 - 0.206	-	<0.015	-	1.23 - 2.41	-
	Fluorene	mg/kg	0.01	9900	<0.01	<0.01	-	<0.01	-	<0.1 - 0.0544	-
	Chrysene	mg/kg	0.01	57	<0.01	0.155 - 0.168	-	<0.01	-	0.786 - 1.03	-
	Pyrene	mg/kg	0.015	7400	<0.015	0.275 - 0.314	-	<0.015	-	1.7 - 2.89	-
	Benzo(a)anthracene	mg/kg	0.014	29	<0.014	<0.1 - 0.136	-	<0.014	-	0.881 - 1.26	-
	Benzo(b)fluoranthene	mg/kg	0.015	7.1	<0.015	<0.1 - 0.193	-	<0.015	-	0.617 - 1.18	-
	Benzo(k)fluoranthene	mg/kg	0.014	190	<0.014	0.0787 - 0.149	-	<0.014	-	0.402 - 0.738	-
	Benzo(a)pyrene	mg/kg	0.015	5.7	<0.015	<0.1 - 0.136	-	<0.015	-	0.745 - 0.98	-
	Dibenz(a,h)anthracene	mg/kg	0.023	0.57	<0.023	<0.023	-	<0.023	-	<0.1 - 0.115	-
	Benzo(g,h,i)perylene	mg/kg	0.024	640	<0.024	<0.1 - 0.0989	-	<0.024	-	0.496 - 0.532	-
	Indeno(1,2,3-c,d)pyrene	mg/kg	0.018	82	<0.018	<0.1 - 0.0834	-	<0.018	-	0.555 - 0.98	-
	PAH 16 Total	mg/kg	0.118		<0.118	1.83	-	<0.118	-	10.7	-
TPH CWG	>C5-C6 Aliphatics	mg/kg	0.01	(sol)570000#5	<0.01	-	-	-	-	<0.01	-
	>C6-C8 Aliphatics	mg/kg	0.01	600000	<0.01	-	-	-	-	<0.01	-
	>C10-C44 Aliphatics	mg/kg	5		<5	-	-	-	-	<5	-
	>C10-C44 Aliphatics/Aromatics	mg/kg	10		<10	-	-	-	-	40.1	-
	>C8-C10 Aliphatics	mg/kg	0.01	13000	<0.01	-	-	-	-	<0.01	-
	>C10-C12 Aliphatics	mg/kg	0.01	13000	<1	-	-	-	-	<1	-
	>C12-C16 Aliphatics	mg/kg	0.1	13000	<1	-	-	-	-	<1	-
	>C16-C21 Aliphatics	mg/kg	0.1	125000#6	<1	-	-	-	-	<1	-
	>C21-C35 Aliphatics	mg/kg	0.1	125000#6	<1	-	-	-	-	4.11	-
	>C35-C44 Aliphatics	mg/kg	0.1	250000	<1	-	-	-	-	<1	-
	>C5-C10 Aliphatics	mg/kg	0.05		<0.05	-	-	-	-	<0.05	-
	Total Aliphatics >C12-C44	mg/kg	0.1		-	-	-	-	-	-	-
	>EC5-EC10 Aromatics	mg/kg	0.05		<0.05	-	-	-	-	<0.05	-
	>EC6-EC7 Aromatics	mg/kg	0.01		<0.01	-	-	-	-	<0.01	-
	>EC7-EC8 Aromatics	mg/kg	0.01	56000	<0.01	-	-	-	-	<0.01	-
	>EC8-EC10 Aromatics	mg/kg	0.01	5000	<0.01	-	-	-	-	<0.01	-
	>EC10-EC12 Aromatics	mg/kg	0.01	5000	<1	-	-	-	-	<1	-
	>EC10-EC44 Aromatics	mg/kg	5		<5	-	-	-	-	36	-
	>EC12-EC16 Aromatics	mg/kg	0.1	5100	<1	-	-	-	-	1.06	-
	>EC16-EC21 Aromatics	mg/kg	0.1	3800	<1	-	-	-	-	12.8	-
	>EC21-EC35 Aromatics	mg/kg	0.1	3800	<1	-	-	-	-	21	-
	>EC35-EC44 Aromatics	mg/kg	0.1	3800	<1	-	-	-	-	1.2	-
	>EC40-EC44 Aromatics	mg/kg	0.1		<1	-	-	-	-	<1	-
	>EC12-EC44 Aromatics	mg/kg	0.1		-	-	-	-	-	-	-
	TPH Aliphatics & Aromatics >C5-44	mg/kg	0.1		<10	-	-	-	-	-	-
TPH	>C5-C6	mg/kg	0.02		-	<0.02	-	<0.02	-	-	-

				Location Code	WS02002	WS02003	WS02003	WS02003	WS02003	WS02004A	WS02004A
				Sample Depth Range	2.2-2.55	0.05-0.1	0.05-0.1	1-1.2	1-1.2	0.05-0.1	0.05-0.1
				Sampled Date Time	13/05/2020	25/02/2020	25/02/2020	25/02/2020	25/02/2020	27/02/2020	27/02/2020
				LQM S4UL Public Open Space (POS) Residential - 1% SOM (GAC)							
Chem_Group	**ChemName**	**output unit**	**EQL**								
	>C6-C7	mg/kg	0.02		-	<0.02	-	<0.02	-	-	-
	>C7-C8	mg/kg	0.02		-	<0.02	-	<0.02	-	-	-
	>C8-C10	mg/kg	0.02		-	<0.02	-	<0.02	-	-	-
	>C10-C12	mg/kg	0.02		-	<0.02	-	<0.02	-	-	-
	>C12-C16	mg/kg	35		-	<35	-	<35	-	-	-
	>C16-C21	mg/kg	35		-	<35	-	<35	-	-	-
	>C21-C28	mg/kg	35		-	<35	-	<35	-	-	-
	>C28-C35	mg/kg	35		-	<35	-	<35	-	-	-
	>C35-C40	mg/kg	35		-	<35	-	<35	-	-	-
	GRO >C5-10	mg/kg	0.02		<0.02	-	-	-	-	<0.02	-
	TPH >C6-C40	mg/kg	10		-	-	-	-	-	-	-
	EPH>C5-40	mg/kg	35		-	-	-	-	-	-	-
	EPH >C10-40	mg/kg	35		-	<35	-	<35	-	-	-
	GRO >C5-12	mg/kg	0.1		-	<0.1	-	<0.1	-	-	-
	Total Petroleum Hydrocarbons	mg/kg	35		-	<35	-	<35	-	-	-
BTEX and MTBE	Benzene	mg/kg	0.009	72	<0.009	<0.009	-	<0.009	-	<0.009	-
	Toluene	mg/kg	0.007	56000	<0.007	<0.007	-	<0.007	-	<0.007	-
	Ethylbenzene	mg/kg	0.004	24000	<0.004	<0.004	-	<0.004	-	<0.004	-
	Xylene (m & p)	mg/kg	0.01	41000[#7]	<0.01	<0.01	-	<0.01	-	<0.01	-
	Xylene (o)	mg/kg	0.01	41000	<0.01	<0.01	-	<0.01	-	<0.01	-
	Xylene Total	mg/kg	0.02		<0.02	-	-	-	-	<0.02	-
	MTBE	mg/kg	0.01		<0.01	<0.01	-	<0.01	-	<0.01	-
	Total BTEX	mg/kg	0.04		<0.04	<0.04	-	<0.04	-	<0.04	-
VOC	Styrene	mg/kg	0.01		-	<0.01	-	<0.01	-	<0.01	-
	cis-1,3-dichloropropene	mg/kg	0.01		-	<0.01	-	<0.01	-	<0.01	-
	trans-1,3-dichloropropene	mg/kg	0.01		-	<0.01	-	<0.01	-	<0.01	-
	1,1,1,2-tetrachloroethane	mg/kg	0.01	1400	-	<0.01	-	<0.01	-	<0.01	-
	1,1,1-trichloroethane	mg/kg	0.007	140000	-	<0.007	-	<0.007	-	<0.007	-
	1,1,2,2-tetrachloroethane	mg/kg	0.01	1400	-	<0.01	-	<0.01	-	<0.01	-
	1,1,2-trichloroethane	mg/kg	0.01		-	<0.01	-	<0.01	-	<0.01	-
	1,1-dichloroethane	mg/kg	0.008		-	<0.008	-	<0.008	-	<0.008	-
	1,1-dichloroethene	mg/kg	0.01		-	<0.01	-	<0.01	-	<0.01	-
	1,1-dichloropropene	mg/kg	0.01		-	<0.01	-	<0.01	-	<0.01	-
	1,2,3-trichloropropane	mg/kg	0.016		-	<0.016	-	<0.016	-	<0.016	-
	1,2,4-trimethylbenzene	mg/kg	0.009		-	<0.009	-	<0.009	-	<0.009	-
	1,2-dibromo-3-chloropropane	mg/kg	0.014		-	<0.014	-	<0.014	-	<0.014	-
	1,2-dibromoethane	mg/kg	0.01		-	<0.01	-	<0.01	-	<0.01	-
	1,2-dichloroethane	mg/kg	0.005	29	-	<0.005	-	<0.005	-	<0.005	-
	1,2-dichloropropane	mg/kg	0.01		-	<0.01	-	<0.01	-	<0.01	-
	1,3,5-trimethylbenzene	mg/kg	0.008		-	<0.008	-	<0.008	-	<0.008	-
	1,3-dichloropropane	mg/kg	0.007		-	<0.007	-	<0.007	-	<0.007	-
	2,2-dichloropropane	mg/kg	0.01		-	<0.01	-	<0.01	-	<0.01	-
	2-chlorotoluene	mg/kg	0.009		-	<0.009	-	<0.009	-	<0.009	-
	4-chlorotoluene	mg/kg	0.01		-	<0.01	-	<0.01	-	<0.01	-
	Bromobenzene	mg/kg	0.01		-	<0.01	-	<0.01	-	<0.01	-
	Bromochloromethane	mg/kg	0.01		-	<0.01	-	<0.01	-	<0.01	-
	Bromodichloromethane	mg/kg	0.007		-	<0.007	-	<0.007	-	<0.007	-
	Bromoform	mg/kg	0.01		-	<0.01	-	<0.01	-	<0.01	-
	Bromomethane	mg/kg	0.01		-	<0.01	-	<0.01	-	<0.01	-
	Carbon disulfide	mg/kg	0.007	11000	-	<0.007	-	<0.007	-	<0.007	-
	Carbon tetrachloride	mg/kg	0.01	890	-	<0.01	-	<0.01	-	<0.01	-
	Chlorodibromomethane	mg/kg	0.01		-	<0.01	-	<0.01	-	<0.01	-
	Chloroethane	mg/kg	0.01		-	<0.01	-	<0.01	-	<0.01	-
	Chloroform	mg/kg	0.008	2500	-	<0.008	-	<0.008	-	<0.008	-
	Chloromethane	mg/kg	0.007		-	<0.007	-	<0.007	-	<0.007	-
	cis-1,2-dichloroethene	mg/kg	0.006		-	<0.006	-	<0.006	-	<0.006	-
	Dibromomethane	mg/kg	0.009		-	<0.009	-	<0.009	-	<0.009	-
	Dichlorodifluoromethane	mg/kg	0.006		-	<0.006	-	<0.006	-	<0.006	-
	Dichloromethane	mg/kg	0.01		-	<0.01	-	<0.01	-	<0.01	-
	Isopropylbenzene	mg/kg	0.005		-	<0.005	-	<0.005	-	<0.005	-
	n-butylbenzene	mg/kg	0.011		-	<0.011	-	<0.011	-	<0.011	-
	n-propylbenzene	mg/kg	0.01		-	<0.01	-	<0.01	-	<0.01	-
	p-isopropyltoluene	mg/kg	0.01		-	<0.01	-	<0.01	-	<0.01	-
	sec-butylbenzene	mg/kg	0.01		-	<0.01	-	<0.01	-	<0.01	-
	Trichloroethene	mg/kg	0.009	120	-	<0.009	-	<0.009	-	<0.009	-
	tert-butylbenzene	mg/kg	0.014		-	<0.014	-	<0.014	-	<0.014	-
	Tetrachloroethene	mg/kg	0.005	1400	-	<0.005	-	<0.005	-	<0.005	-
	trans-1,2-dichloroethene	mg/kg	0.01		-	<0.01	-	<0.01	-	<0.01	-
	Trichlorofluoromethane	mg/kg	0.006		-	<0.006	-	<0.006	-	<0.006	-
	Vinyl chloride	mg/kg	0.006	3.5	-	<0.006	-	<0.006	-	<0.006	-
	tert-Amyl methyl ether	mg/kg	0.01		-	<0.01	-	<0.01	-	<0.01	-
VOC/SVOC	1,2,3-trichlorobenzene	mg/kg	0.02	1800	-	<0.02	-	<0.02	-	<0.02	-
	1,2,4-trichlorobenzene	mg/kg	0.02	15000	-	<0.02	-	<0.02	-	<0.02	-
	1,2-dichlorobenzene	mg/kg	0.01	90000	-	<0.01	-	<0.01	-	<0.01	-
	1,3,5-Trichlorobenzene	mg/kg	0.02	1700	-	-	-	-	-	-	-
	1,3-dichlorobenzene	mg/kg	0.008	300	-	<0.008	-	<0.008	-	<0.008	-
	1,4-dichlorobenzene	mg/kg	0.005	17000	-	<0.005	-	<0.005	-	<0.005	-

				Location Code	WS02002	WS02003	WS02003	WS02003	WS02003	WS02004A	WS02004A
				Sample Depth Range	2.2-2.55	0.05-0.1	0.05-0.1	1-1.2	1-1.2	0.05-0.1	0.05-0.1
				Sampled Date Time	13/05/2020	25/02/2020	25/02/2020	25/02/2020	25/02/2020	27/02/2020	27/02/2020
				LQM S4UL Public Open Space (POS) Residential - 1% SOM (GAC)							
Chem_Group	**ChemName**	**output unit**	**EQL**								
	Chlorobenzene	mg/kg	0.005	11000	-	<0.005	-	<0.005	-	<0.005	-
	Hexachlorobutadiene	mg/kg	0.02	25	-	<0.02	-	<0.02	-	<0.02	-
SVOC	4-bromophenyl phenyl ether	mg/kg	0.1		-	<0.1	-	<0.1	-	<0.1	-
	4-nitroaniline	mg/kg	0.1		-	<0.1	-	<0.1	-	<0.1	-
	4-nitrophenol	mg/kg	0.1		-	<0.1	-	<0.1	-	<0.1	-
	2,4,5-trichlorophenol	mg/kg	0.1		-	<0.01	-	<0.1	-	<0.01	-
	2,4,6-trichlorophenol	mg/kg	0.1		-	<0.1	-	<0.1	-	<0.1	-
	2,4-dichlorophenol	mg/kg	0.1		-	<0.1	-	<0.1	-	<0.1	-
	2,4-dimethylphenol	mg/kg	0.1		-	<0.1	-	<0.1	-	<0.1	-
	2,4-dinitrotoluene	mg/kg	0.1		-	<0.1	-	<0.1	-	<0.1	-
	2,6-dinitrotoluene	mg/kg	0.1		-	<0.1	-	<0.1	-	<0.1	-
	2-chloronaphthalene	mg/kg	0.1		-	<0.1	-	<0.1	-	<0.1	-
	2-chlorophenol	mg/kg	0.1		-	<0.1	-	<0.1	-	<0.1	-
	2-methylnaphthalene	mg/kg	0.1		-	<0.1	-	<0.1	-	<0.1	-
	2-methylphenol	mg/kg	0.1		-	<0.1	-	<0.1	-	<0.1	-
	2-nitroaniline	mg/kg	0.1		-	<0.1	-	<0.1	-	<0.1	-
	2-nitrophenol	mg/kg	0.1		-	<0.1	-	<0.1	-	<0.1	-
	3-nitroaniline	mg/kg	0.1		-	<0.1	-	<0.1	-	<0.1	-
	4-chloro-3-methylphenol	mg/kg	0.1		-	<0.1	-	<0.1	-	<0.1	-
	4-chloroaniline	mg/kg	0.1		-	<0.1	-	<0.1	-	<0.1	-
	4-chlorophenyl phenyl ether	mg/kg	0.1		-	<0.1	-	<0.1	-	<0.1	-
	4-methylphenol	mg/kg	0.1		-	<0.1	-	<0.1	-	<0.1	-
	Azobenzene	mg/kg	0.1		-	<0.1	-	<0.1	-	<0.1	-
	Bis(2-chloroethoxy) methane	mg/kg	0.1		-	<0.1	-	<0.1	-	<0.1	-
	Bis(2-chloroethyl)ether	mg/kg	0.1		-	<0.1	-	<0.1	-	<0.1	-
	Bis(2-chloroisopropyl) ether	mg/kg	0.1		-	<0.1	-	<0.1	-	<0.1	-
	Bis(2-ethylhexyl) phthalate	mg/kg	0.1		-	<0.1	-	<0.1	-	<0.1	-
	Butyl benzyl phthalate	mg/kg	0.1		-	<0.1	-	<0.1	-	<0.1	-
	Carbazole	mg/kg	0.1		-	<0.1	-	<0.1	-	0.121	-
	Dibenzofuran	mg/kg	0.1		-	<0.1	-	<0.1	-	<0.1	-
	Diethylphthalate	mg/kg	0.1		-	<0.1	-	<0.1	-	<0.1	-
	Dimethyl phthalate	mg/kg	0.1		-	<0.1	-	<0.1	-	<0.1	-
	Di-n-butyl phthalate	mg/kg	0.1		-	<0.1	-	<0.1	-	<0.1	-
	Di-n-octyl phthalate	mg/kg	0.1		-	<0.1	-	<0.1	-	<0.1	-
	Hexachlorobenzene	mg/kg	0.05	16	-	<0.1	-	<0.1	-	<0.05	-
	Hexachlorocyclopentadiene	mg/kg	0.1		-	<0.1	-	<0.1	-	<0.1	-
	Hexachloroethane	mg/kg	0.1		-	<0.1	-	<0.1	-	<0.1	-
	Isophorone	mg/kg	0.1		-	<0.1	-	<0.1	-	<0.1	-
	Nitrobenzene	mg/kg	0.1		-	<0.1	-	<0.1	-	<0.1	-
	N-nitrosodi-n-propylamine	mg/kg	0.1		-	<0.1	-	<0.1	-	<0.1	-
	Pentachloronitrobenzene	mg/kg	0.05		-	-	-	-	-	-	-
	Pentachlorophenol	mg/kg	0.1	60	-	<0.1	-	<0.1	-	<0.1	-
PCB	Heptachlorobiphenyl, 2,3,3,4,4,5,5- (PCB 189)	mg/kg	0.003		<0.003	-	-	-	-	<0.003	-
	Hexachlorobiphenyl, 2,3,3,4,4,5- (PCB 156)	mg/kg	0.003		<0.003	-	-	-	-	<0.003	-
	Hexachlorobiphenyl, 2,3,3,4,4,5- (PCB 157)	mg/kg	0.003		<0.003	-	-	-	-	<0.003	-
	Hexachlorobiphenyl, 2,3,4,4,5,5- (PCB 167)	mg/kg	0.003		<0.003	-	-	-	-	<0.003	-
	Hexachlorobiphenyl, 3,3,4,4,5,5- (PCB 169)	mg/kg	0.003		<0.003	-	-	-	-	<0.003	-
	PCB 101	mg/kg	0.003		<0.003	-	-	-	-	<0.003	-
	PCB 118	mg/kg	0.003		<0.003	-	-	-	-	<0.003	-
	PCB 138	mg/kg	0.003		<0.003	-	-	-	-	<0.003	-
	PCB 153	mg/kg	0.003		<0.003	-	-	-	-	<0.003	-
	PCB 180	mg/kg	0.003		<0.003	-	-	-	-	<0.003	-
	PCB 28	mg/kg	0.003		<0.003	-	-	-	-	<0.003	-
	PCB 52	mg/kg	0.003		<0.003	-	-	-	-	<0.003	-
	Pentachlorobiphenyl, 2,3,3,4,4- (PCB 105)	mg/kg	0.003		<0.003	-	-	-	-	<0.003	-
	Pentachlorobiphenyl, 2,3,4,4,5- (PCB 114)	mg/kg	0.003		<0.003	-	-	-	-	<0.003	-
	Pentachlorobiphenyl, 2,3,4,4,5- (PCB 123)	mg/kg	0.003		<0.003	-	-	-	-	<0.003	-
	Pentachlorobiphenyl, 3,3,4,4,5- (PCB 126)	mg/kg	0.003		<0.003	-	-	-	-	<0.003	-
	Tetrachlorobiphenyl, 3,3,4,4- (PCB 77)	mg/kg	0.003		<0.003	-	-	-	-	<0.003	-
	Tetrachlorobiphenyl, 3,4,4,5- (PCB 81)	mg/kg	0.003		<0.003	-	-	-	-	<0.003	-
	Total PCB 7 Congeners	mg/kg	0.021		<0.021	-	-	-	-	<0.021	-
	Total PCB WHO 12	mg/kg	0.036		<0.036	-	-	-	-	<0.036	-
Phenolics	Xylenols	mg/kg	0.015		<0.015	<0.015	-	<0.015	-	<0.015	-
	Cresol Total	mg/kg	0.01		<0.01	<0.01	-	<0.01	-	<0.01	-
	Phenol	mg/kg	0.01	(dir)760[#8]	<0.01	<0.01	-	<0.01	-	<0.01	-
	Phenols Monohydric	mg/kg	0.035		<0.035	<0.035	-	<0.035	-	<0.035	-
Organotins	Dibutyltin	mg/kg			-	-	-	-	-	-	-
	Monophenyltin	mg/kg			<0.02	-	-	-	-	0.03	-
	Diphenyltin	mg/kg			-	-	-	-	-	-	-
	Monobutyltin	mg/kg			-	-	-	-	-	-	-
	Tetrabutyltin	mg/kg			-	-	-	-	-	-	-
	Tributyltin	mg/kg			<0.02	-	-	-	-	<0.02	-
	Triphenyltin	mg/kg			-	-	-	-	-	-	-
Pesticides	Heptachlor epoxide	mg/kg	0.05		-	<2.5	-	-	-	<0.05	-
	Tecnazene	mg/kg	0.05		-	-	-	-	-	-	-
	2,4,5-TP (Silvex)	mg/kg			-	<0.01	-	-	-	<0.01	-
	Hedonal	mg/kg			-	<0.01	-	-	-	<0.01	-

				Location Code	WS02002	WS02003	WS02003	WS02003	WS02003	WS02004A	WS02004A
				Sample Depth Range	2.2-2.55	0.05-0.1	0.05-0.1	1-1.2	1-1.2	0.05-0.1	0.05-0.1
				Sampled Date Time	13/05/2020	25/02/2020	25/02/2020	25/02/2020	25/02/2020	27/02/2020	27/02/2020
				LQM S4UL Public Open Space (POS) Residential - 1% SOM (GAC)							
Chem_Group	ChemName	output unit	EQL								
	2,4-DDT	mg/kg	0.05		-	<2.5	-	-	-	<0.05	-
	2,4-Dichlorprop	mg/kg			-	<0.01	-	-	-	<0.01	-
	4-(2,4-Dichlorophenoxy)butyric Acid (2,4-DB)	mg/kg			-	<0.01	-	-	-	<0.01	-
	4,4-DDE	mg/kg	0.05		-	<2.5	-	-	-	<0.05	-
	a-BHC	mg/kg	0.05	24	-	<2.5	-	-	-	<0.05	-
	Aldrin	mg/kg	0.05	18	-	<2.5	-	-	-	<0.05	-
	Atrazine	mg/kg	0.05	1200	-	<2.5	-	-	-	<0.05	-
	Azinophos methyl	mg/kg	0.05		-	<2.5	-	-	-	<0.05	-
	b-BHC	mg/kg	0.05	8.1	-	<2.5	-	-	-	<0.05	-
	Bentazone	mg/kg			-	<0.01	-	-	-	<0.01	-
	Chlordane (cis)	mg/kg	0.05		-	<2.5	-	-	-	<0.05	-
	Chlordane (trans)	mg/kg	0.05		-	<2.5	-	-	-	<0.05	-
	Chlorfenvinphos	mg/kg	0.05		-	<2.5	-	-	-	<0.05	-
	Chlorotoluron	mg/kg			-	<0.01	-	-	-	<0.01	-
	Chlorpyrifos-methyl	mg/kg	0.05		-	<2.5	-	-	-	<0.05	-
	Cyanazine	mg/kg			-	<0.01	-	-	-	<0.01	-
	d-BHC	mg/kg	0.05		-	<2.5	-	-	-	<0.05	-
	DDD	mg/kg	0.05		-	<2.5	-	-	-	<0.05	-
	DDT	mg/kg	0.05		-	<2.5	-	-	-	<0.05	-
	Chlorothalonil	mg/kg	0.05		-	-	-	-	-	-	-
	Diazinon	mg/kg	0.05		-	<2.5	-	-	-	<0.05	-
	Dichlorvos	mg/kg	0.05	16	-	<2.5	-	-	-	<0.05	-
	Dieldrin	mg/kg	0.05	18	-	<2.5	-	-	-	<0.05	-
	Dimethoate	mg/kg	0.05		-	<2.5	-	-	-	<0.05	-
	Disulfoton	mg/kg	0.05		-	-	-	-	-	-	-
	Diuron	mg/kg			-	<0.01	-	-	-	<0.01	-
	Endosulfan I	mg/kg	0.05	1200	-	<2.5	-	-	-	<0.05	-
	Endosulfan II	mg/kg	0.05		-	<2.5	-	-	-	<0.05	-
	Endosulfan sulphate	mg/kg	0.05		-	-	-	-	-	-	-
	Endrin	mg/kg	0.05		-	<2.5	-	-	-	<0.05	-
	Fenitrothion	mg/kg	0.05		-	<2.5	-	-	-	<0.05	-
	Fenthion	mg/kg	0.05		-	<2.5	-	-	-	<0.05	-
	Fluroxypyr	mg/kg			-	<0.01	-	-	-	<0.01	-
	g-BHC (Lindane)	mg/kg	0.05	8.2	-	<2.5	-	-	-	<0.05	-
	Heptachlor	mg/kg	0.05		-	<2.5	-	-	-	<0.05	-
	Isodrin	mg/kg	0.05		-	<2.5	-	-	-	<0.05	-
	Isoproturon	mg/kg			-	<0.01	-	-	-	<0.01	-
	Linuron	mg/kg			-	<0.01	-	-	-	<0.01	-
	Malathion	mg/kg	0.05		-	<2.5	-	-	-	<0.05	-
	2-Methyl-4-chlorophenoxyacetic acid	mg/kg			-	<0.01	-	-	-	<0.01	-
	2-Methyl-4-Chlorophenoxy Butanoic Acid	mg/kg			-	<0.01	-	-	-	<0.01	-
	Mecoprop	mg/kg			-	<0.01	-	-	-	<0.01	-
	Methoxychlor	mg/kg	0.05		-	<2.5	-	-	-	<0.05	-
	Methyl parathion	mg/kg	0.05		-	<2.5	-	-	-	<0.05	-
	Mevinphos (Phosdrin)	mg/kg	0.05		-	<2.5	-	-	-	<0.05	-
	Nitroguanidine	mg/kg			-	<0.25	-	<0.25	-	<0.25	-
	o,p-DDD	mg/kg	0.05		-	<2.5	-	-	-	<0.05	-
	o,p'-DDE	mg/kg	0.05		-	<2.5	-	-	-	<0.05	-
	o,p-Methoxychlor	mg/kg	0.05		-	-	-	-	-	-	-
	Parathion	mg/kg	0.05		-	<2.5	-	-	-	<0.05	-
	Pendimethalin	mg/kg	0.05		-	<2.5	-	-	-	<0.05	-
	Permethrin	mg/kg	0.05		-	-	-	-	-	-	-

				Location Code	WS02002	WS02003	WS02003	WS02003	WS02003	WS02004A	WS02004A
				Sample Depth Range	2.2-2.55	0.05-0.1	0.05-0.1	1-1.2	1-1.2	0.05-0.1	0.05-0.1
				Sampled Date Time	13/05/2020	25/02/2020	25/02/2020	25/02/2020	25/02/2020	27/02/2020	27/02/2020
				LQM S4UL Public Open Space (POS) Residential - 1% SOM (GAC)							
Chem_Group	**ChemName**	**output unit**	**EQL**								
	Permethrin II	mg/kg	0.05		-	-	-	-	-	-	-
	Phorate	mg/kg	0.05		-	<2.5	-	-	-	<0.05	-
	Prometryn	mg/kg	0.05		-	<2.5	-	-	-	<0.05	-
	Pronamide	mg/kg	0.05		-	<2.5	-	-	-	<0.05	-
	Propazine	mg/kg	0.05		-	<2.5	-	-	-	<0.05	-
	Simazine	mg/kg	0.05		-	<2.5	-	-	-	<0.05	-
	Terbutryn	mg/kg	0.05		-	<2.5	-	-	-	<0.05	-
	Terbutylazine	mg/kg	0.05		-	<2.5	-	-	-	<0.05	-
	Triadimefon	mg/kg	0.05		-	<2.5	-	-	-	<0.05	-
	Triallate	mg/kg	0.05		-	-	-	-	-	-	-
	Triclopyr	mg/kg			-	<0.01	-	-	-	<0.01	-
	Trifluralin	mg/kg	0.05		-	<2.5	-	-	-	<0.05	-
	Telodrin	mg/kg	0.05		-	-	-	-	-	-	-
Radionuclides	Caesium-137	Bq/kg	1.4		-	-	<2	-	<2	-	<1.4
	Protactinium-234m	Bq/kg	140		-	-	<240	-	<220	-	<140
	Americium-241	Bq/g	0.0022		-	-	<0.0025	-	<0.0059	-	<0.0028
	Beryllium-7	Bq/g	0.016		-	-	<0.048	-	<0.058	-	<0.035
	Cobalt-60	Bq/g	0.0015		-	-	<0.0024	-	<0.002	-	<0.0015
	Gross alpha	Bq/kg	54		-	-	283	-	<54	-	254
	Gross beta	Bq/kg	87		-	-	450	-	<87	-	540
	Lead-210	Bq/kg	22		-	-	<25	-	<42	-	<25
	Potassium-40	Bq/kg	2		-	-	352	-	<39	-	290
	Radium -224	Bq/g	0.022		-	-	<0.026	-	<0.046	-	<0.036
	Radium-226	Bq/g	0.0005		-	-	<0.025 - 0.0198	-	<0.039 - 0.0045	-	<0.026 - 0.0167
	Thorium-228	Bq/g	0.0005		-	-	0.023	-	0.0043	-	0.0239
	Thorium-230	Bq/g	0.0005		-	-	0.0269	-	0.0106	-	0.0274
	Thorium-232	Bq/g	0.0005		-	-	0.0235	-	0.004	-	0.0235
	Thorium-234	Bq/g	0.025		-	-	<0.029	-	<0.047	-	<0.028
	Uranium-234	Bq/g	0.0005		-	-	0.0137	-	0.0099	-	0.0168
	Uranium-235	Bq/g	0.0005		-	-	<0.0016	-	<0.0013	-	<0.00075
SVOC TIC	SVOC TICS - Detect	Detect			-	0	-	0	-	0	-
	SVOC Tentatively Identified Compounds	mg/kg	0.1		-	<1	-	<1	-	<1	-
VOC TIC	VOC Tentatively Identified Compounds	mg/kg	0.05		-	0	-	0	-	-	-
Explosives	2,2,4,4,6,6-Hexanitrostilbene	mg/kg			-	<0.5	-	<0.5	-	<0.5	-
	2,4,6-Trinitrotoluene (TNT)	mg/kg		130	-	<0.1	-	<0.1	-	<0.1	-
	2,4,6-trinitrophenyl	mg/kg			-	<0.1	-	<0.1	-	<0.1	-
	HMX	mg/kg		13000	-	<2	-	<2	-	<2	-
	Ethylene glycol dinitrate	mg/kg			-	<1	-	<1	-	<1	-
	Nitrocellulose (12% N)	mg/kg			-	<5000	-	<5000	-	<5000	-
	Nitroglycerine	mg/kg			-	<1	-	<1	-	<1	-
	PETN	mg/kg			-	<5	-	<5	-	<5	-
	RDX	mg/kg		26000	-	<2	-	<2	-	<2	-
	Tetryl	mg/kg			-	<1	-	<1	-	<1	-
NA	Actinium-228	Bq/kg	2		-	-	28.7	-	<8.2	-	26.8
	Caesium-134	Bq/kg	1.7		-	-	<2.3	-	<2.7	-	<1.7
	Bismuth-212	Bq/kg	19		-	-	<26	-	<25	-	33
	Bismuth-214	Bq/kg	2		-	-	18.5	-	10.3	-	18.6
	Lead-212	Bq/kg	2		-	-	26.7	-	<3.6	-	24.5
	Lead-214	Bq/kg	2		-	-	21.7	-	10.7	-	18.8
	Thallium-208	Bq/kg	2		-	-	9.1	-	<2.2	-	7.8
Other	Temperature	°C			18.4	18.6	-	15.6	-	19.2	-
	Conductivity @ 20oC	uS/cm	14		97.4 - 99.1	251 - 264	-	108 - 110	-	284 - 301	-
	Organic Matter	%	0.35		-	-	-	-	-	-	-
	Moisture Content (dried @35oC)	%			21	15	-	15	-	17	-
	pH (Lab)	pH Units	1		7.99 - 8.98	7.97 - 8.31	-	7.91 - 8.74	-	8.13 - 8.5	-
	Total Organic Carbon	%	0.2		<0.2	1.19	-	<0.2	-	1.42	-

Environmental Standards Comments
#1:GAC is only presented as speciated chromium. 7.7mg/kg is used for hexavalent. If hexavalent chromium (CrVI) data is available, a value of 1,500mg/kg may be appropriate for the remaining trivalent chromium (CrIII).
#2:C4SL for lead adopted
#3:GAC only presented as speciated mercury. 16mg/kg is used for elemental mercury. If the CSM indicates that elemental mercury is not a CoC and mercury is present in an inorganic form, a value of 120mg/kg for inorganic mercury may be appropriate
#4:Updated S4UL for nickel
#5:S4UL exceeds solubility saturation limit
#6:Criteria derived for Ali>C16-C35 split between Ali>C16-21 & Ali>C21-35. Requires summation of fractions to use Ali>C16-C35 criteria.
#7:Criteria presented is for p-xylene. A separate value is presented for o-xylene.
#8:S4UL based on a threshold protective of direct skin contact with phenol

Key

<0.6	Result MDL exceeds GAC
27.8	Result exceeds GAC

Notes
Where a range is given a determinand has been analysed for by more than one method

				Location Code	WS02004A	WS02004A	WS02004	WS02004	WS02004	WS02005	WS02005
				Sample Depth Range	0.15-0.35	0.35-0.5	0.05-0.2	0.05-0.2	0.3-0.5	0.05-0.1	0.05-0.1
				Sampled Date Time	27/02/2020	27/02/2020	27/02/2020	27/02/2020	27/02/2020	23/03/2020	23/03/2020
				LQM S4UL Public Open Space (POS) Residential - 1% SOM (GAC)							
Chem_Group	**ChemName**	**output unit**	**EQL**								
Metals	Antimony	mg/kg	0.6		<0.6	<0.6	<0.6	-	<0.6	2.22	-
	Arsenic	mg/kg	0.6	79	7.87	2.67	8.56	-	5.67	12.7	-
	Barium	mg/kg	0.6		-	-	-	-	-	-	-
	Beryllium	mg/kg	0.01	2.2	-	-	-	-	-	-	-
	Boron	mg/kg	1	21000	<1	<1	<1	-	<1	<1	-
	Cadmium	mg/kg	0.02	120	0.491	0.236	0.453	-	0.405	0.305	-
	Chromium (hexavalent)	mg/kg	0.6	7.7	<0.6	<0.6	<0.6	-	<0.6	<0.6	-
	Chromium	mg/kg	0.9	[#1]	24.7	4.85	22.9	-	16.9	25.3	-
	Copper	mg/kg	1.4	12000	11.9	3.97	11.6	-	8.04	21.7	-
	Lead	mg/kg	0.7	630[#2]	23	2.16	23.7	-	10.3	68.6	-
	Mercury	mg/kg	0.14	[#3]	<0.14	<0.14	<0.14	-	<0.14	<0.14	-
	Molybdenum	mg/kg	0.1		0.225	<0.1	0.238	-	0.147	0.588	-
	Nickel	mg/kg	0.2	230[#4]	23.7	13.5	23.9	-	20.5	28.7	-
	Selenium	mg/kg	1	1100	<1	<1	<1	-	<1	<1	-
	Vanadium	mg/kg	0.2	2000	34.5	9.58	31.2	-	24.8	41	-
	Zinc	mg/kg	1.9	81000	63.5	21.4	64.7	-	45.5	106	-
Asbestos	Anthophyllite	Detect			0	0	0	-	0	0	-
	Asbestos Analysts Comments	-			-	-	-	-	-	-	-
	Asbestos PCOM Quantification	%	0.001		-	-	-	-	-	-	-
	Asbestos Quantification Total	%	0.001		-	-	-	-	-	-	-
	Asbestos: Actinolite	Detect			0	0	0	-	0	0	-
	Additional Asbestos Components (Using TM048)	Comment			-	-	-	-	-	-	-
	Crocidolite Asbestos	Detect			0	0	0	-	0	0	-
	Asbestos Gravimetric Quantification	%	0.001		-	-	-	-	-	-	-
	Chrysotile Asbestos	Detect			0	0	0	-	0	0	-
	Amosite Asbestos	Detect			0	0	0	-	0	0	-
	Non-Asbestos Fibre	Detect			0	0	0	-	0	0	-
	Tremolite	Detect			0	0	0	-	0	0	-
Inorganics	Alkalinity (total) as CaCO3	mg/kg	10		-	-	-	-	-	-	-
	Ammoniacal Nitrogen as N	mg/kg	12		<12	<12	<12	-	<12	<12	-
	Cyanide (Free)	mg/kg	1		<1	<1	<1	-	<1	<1	-
	Cyanide Total	mg/kg	1		<1	<1	<1	-	<1	<1	-
	cyanides-complex	mg/kg	1		<1	<1	<1	-	<1	<1	-
	Nitrite (as N)	mg/kg	0.03		-	-	-	-	-	-	-
	Sulphate	mg/kg	200		-	-	-	-	-	-	-
PAH	Naphthalene	mg/kg	0.009	4900	<0.009	<0.009	<0.009	-	<0.009	<0.009	-
	Acenaphthene	mg/kg	0.008	15000	<0.1 - 0.0396	<0.008	<0.008	-	<0.1 - 0.0629	<0.008	-
	Acenaphthylene	mg/kg	0.012	15000	<0.012	<0.012	<0.012	-	<0.012	<0.1 - 0.0245	-
	Fluoranthene	mg/kg	0.017	3100	1.03 - 1.25	<0.017	0.216 - 1.21	-	1.2 - 1.98	0.325 - 0.44	-
	Anthracene	mg/kg	0.016	74000	<0.1 - 0.144	<0.016	<0.016 - 0.126	-	0.165 - 0.218	<0.1 - 0.0731	-
	Phenanthrene	mg/kg	0.015	3100	0.72 - 0.775	<0.015	0.121 - 0.844	-	0.873 - 1.1	<0.1 - 0.139	-
	Fluorene	mg/kg	0.01	9900	<0.1 - 0.039	<0.01	<0.01	-	<0.1 - 0.043	<0.01	-
	Chrysene	mg/kg	0.01	57	0.321 - 0.432	<0.01	0.0711 - 0.504	-	0.347 - 0.617	0.206 - 0.221	-
	Pyrene	mg/kg	0.015	7400	0.773 - 1.01	<0.015	0.172 - 1.17	-	0.906 - 1.65	0.277 - 0.374	-
	Benzo(a)anthracene	mg/kg	0.014	29	0.352 - 0.432	<0.014	0.0708 - 0.202	-	0.409 - 0.666	0.189 - 0.216	-
	Benzo(b)fluoranthene	mg/kg	0.015	7.1	0.3 - 0.448	<0.015	0.116 - 0.139	-	0.363 - 0.494	0.178 - 0.313	-
	Benzo(k)fluoranthene	mg/kg	0.014	190	0.146 - 0.252	<0.014	0.0442 - 0.176	-	0.155 - 0.484	0.106 - 0.185	-
	Benzo(a)pyrene	mg/kg	0.015	5.7	0.286 - 0.324	<0.015	0.0771 - 0.227	-	0.33 - 0.545	0.19 - 0.201	-
	Dibenz(a,h)anthracene	mg/kg	0.023	0.57	<0.1 - 0.0348	<0.023	<0.023	-	<0.1 - 0.0513	<0.1 - 0.0295	-
	Benzo(g,h,i)perylene	mg/kg	0.024	640	0.178 - 0.192	<0.024	<0.1 - 0.0537	-	0.214 - 0.29	<0.1 - 0.146	-
	Indeno(1,2,3-c,d)pyrene	mg/kg	0.018	82	0.186 - 0.336	<0.018	0.0538 - 0.202	-	0.233 - 0.52	<0.1 - 0.12	-
	PAH 16 Total	mg/kg	0.118		4.75	<0.118	0.996	-	5.48	2.4	-
TPH CWG	>C5-C6 Aliphatics	mg/kg	0.01	(sol)570000[#5]	<0.01	<0.01	<0.01	-	<0.01	<0.01	-
	>C6-C8 Aliphatics	mg/kg	0.01	600000	<0.01	<0.01	<0.01	-	<0.01	<0.01	-
	>C10-C44 Aliphatics	mg/kg	5		7.29	<5	<5	-	<5	<5	-
	>C10-C44 Aliphatics/Aromatics	mg/kg	10		537	23	<10	-	16	<10	-
	>C8-C10 Aliphatics	mg/kg	0.01	13000	<0.01	<0.01	<0.01	-	<0.01	<0.01	-
	>C10-C12 Aliphatics	mg/kg	0.01	13000	<1	<1	<1	-	<1	<1	-
	>C12-C16 Aliphatics	mg/kg	0.1	13000	<1	<1	<1	-	<1	<1	-
	>C16-C21 Aliphatics	mg/kg	0.1	125000[#6]	2.06	<1	<1	-	<1	<1	-
	>C21-C35 Aliphatics	mg/kg	0.1	125000[#6]	4.84	<1	1.68	-	1.89	2.13	-
	>C35-C44 Aliphatics	mg/kg	0.1	250000	<1	<1	<1	-	<1	<1	-
	>C5-C10 Aliphatics	mg/kg	0.05		<0.05	<0.05	<0.05	-	<0.05	<0.05	-
	Total Aliphatics >C12-C44	mg/kg	0.1		-	-	-	-	-	-	-
	>EC5-EC10 Aromatics	mg/kg	0.05		<0.05	<0.05	<0.05	-	<0.05	<0.05	-
	>EC6-EC7 Aromatics	mg/kg	0.01		<0.01	<0.01	<0.01	-	<0.01	<0.01	-
	>EC7-EC8 Aromatics	mg/kg	0.01	56000	<0.01	<0.01	<0.01	-	<0.01	<0.01	-
	>EC8-EC10 Aromatics	mg/kg	0.01	5000	<0.01	<0.01	<0.01	-	<0.01	<0.01	-
	>EC10-EC12 Aromatics	mg/kg	0.01	5000	1.35	<1	<1	-	<1	<1	-
	>EC10-EC44 Aromatics	mg/kg	5		530	22.6	<5	-	14.1	5.89	-
	>EC12-EC16 Aromatics	mg/kg	0.1	5100	41.6	<1	<1	-	<1	<1	-
	>EC16-EC21 Aromatics	mg/kg	0.1	3800	223	9.02	<1	-	5.37	<1	-
	>EC21-EC35 Aromatics	mg/kg	0.1	3800	239	12.4	1.87	-	7.57	4.03	-
	>EC35-EC44 Aromatics	mg/kg	0.1	3800	25.4	<1	<1	-	<1	<1	-
	>EC40-EC44 Aromatics	mg/kg	0.1		4.31	<1	<1	-	<1	<1	-
	>EC12-EC44 Aromatics	mg/kg	0.1		-	-	-	-	-	-	-
	TPH Aliphatics & Aromatics >C5-44	mg/kg	0.1		537	22.6	<10	-	14.1	<10	-
TPH	>C5-C6	mg/kg	0.02		-	-	-	-	-	-	-

				Location Code	WS02004A	WS02004A	WS02004	WS02004	WS02004	WS02005	WS02005
				Sample Depth Range	0.15-0.35	0.35-0.5	0.05-0.2	0.05-0.2	0.3-0.5	0.05-0.1	0.05-0.1
				Sampled Date Time	27/02/2020	27/02/2020	27/02/2020	27/02/2020	27/02/2020	23/03/2020	23/03/2020
				LQM S4UL Public Open Space (POS) Residential - 1% SOM (GAC)							
Chem_Group	**ChemName**	**output unit**	**EQL**								
	>C6-C7	mg/kg	0.02		-	-	-	-	-	-	-
	>C7-C8	mg/kg	0.02		-	-	-	-	-	-	-
	>C8-C10	mg/kg	0.02		-	-	-	-	-	-	-
	>C10-C12	mg/kg	0.02		-	-	-	-	-	-	-
	>C12-C16	mg/kg	35		-	-	-	-	-	-	-
	>C16-C21	mg/kg	35		-	-	-	-	-	-	-
	>C21-C28	mg/kg	35		-	-	-	-	-	-	-
	>C28-C35	mg/kg	35		-	-	-	-	-	-	-
	>C35-C40	mg/kg	35		-	-	-	-	-	-	-
	GRO >C5-10	mg/kg	0.02		<0.02	<0.02	<0.02	-	<0.02	<0.02	-
	TPH >C6-C40	mg/kg	10		-	-	-	-	-	-	-
	EPH>C5-40	mg/kg	35		-	-	-	-	-	-	-
	EPH >C10-40	mg/kg	35		-	-	-	-	-	-	-
	GRO >C5-12	mg/kg	0.1		-	-	-	-	-	-	-
	Total Petroleum Hydrocarbons	mg/kg	35		-	-	-	-	-	-	-
BTEX and MTBE	Benzene	mg/kg	0.009	72	<0.009	<0.009	<0.009	-	<0.009	<0.009	-
	Toluene	mg/kg	0.007	56000	<0.007	<0.007	<0.007	-	<0.007	<0.007	-
	Ethylbenzene	mg/kg	0.004	24000	<0.004	<0.004	<0.004	-	<0.004	<0.004	-
	Xylene (m & p)	mg/kg	0.01	41000[#7]	<0.01	<0.01	<0.01	-	<0.01	<0.01	-
	Xylene (o)	mg/kg	0.01	41000	<0.01	<0.01	<0.01	-	<0.01	<0.01	-
	Xylene Total	mg/kg	0.02		<0.02	<0.02	<0.02	-	<0.02	<0.02	-
	MTBE	mg/kg	0.01		<0.01	<0.01	<0.01	-	<0.01	<0.01	-
	Total BTEX	mg/kg	0.04		<0.04	<0.04	<0.04	-	<0.04	<0.04	-
VOC	Styrene	mg/kg	0.01		<0.01	<0.01	<0.01	-	<0.01	<0.01	-
	cis-1,3-dichloropropene	mg/kg	0.01		<0.01	<0.01	<0.01	-	<0.01	<0.01	-
	trans-1,3-dichloropropene	mg/kg	0.01		<0.01	<0.01	<0.01	-	<0.01	<0.01	-
	1,1,1,2-tetrachloroethane	mg/kg	0.01	1400	<0.01	<0.01	<0.01	-	<0.01	<0.01	-
	1,1,1-trichloroethane	mg/kg	0.007	140000	<0.007	<0.007	<0.007	-	<0.007	<0.007	-
	1,1,2,2-tetrachloroethane	mg/kg	0.01	1400	<0.01	<0.01	<0.01	-	<0.01	<0.01	-
	1,1,2-trichloroethane	mg/kg	0.01		<0.01	<0.01	<0.01	-	<0.01	<0.01	-
	1,1-dichloroethane	mg/kg	0.008		<0.008	<0.008	<0.008	-	<0.008	<0.008	-
	1,1-dichloroethene	mg/kg	0.01		<0.01	<0.01	<0.01	-	<0.01	<0.01	-
	1,1-dichloropropene	mg/kg	0.01		<0.01	<0.01	<0.01	-	<0.01	<0.01	-
	1,2,3-trichloropropane	mg/kg	0.016		<0.016	<0.016	<0.016	-	<0.016	<0.016	-
	1,2,4-trimethylbenzene	mg/kg	0.009		<0.009	<0.009	<0.009	-	<0.009	<0.009	-
	1,2-dibromo-3-chloropropane	mg/kg	0.014		<0.014	<0.014	<0.014	-	<0.014	<0.014	-
	1,2-dibromoethane	mg/kg	0.01		<0.01	<0.01	<0.01	-	<0.01	<0.01	-
	1,2-dichloroethane	mg/kg	0.005	29	<0.005	<0.005	<0.005	-	<0.005	<0.005	-
	1,2-dichloropropane	mg/kg	0.01		<0.01	<0.01	<0.01	-	<0.01	<0.01	-
	1,3,5-trimethylbenzene	mg/kg	0.008		<0.008	<0.008	<0.008	-	<0.008	<0.008	-
	1,3-dichloropropane	mg/kg	0.007		<0.007	<0.007	<0.007	-	<0.007	<0.007	-
	2,2-dichloropropane	mg/kg	0.01		<0.01	<0.01	<0.01	-	<0.01	<0.01	-
	2-chlorotoluene	mg/kg	0.009		<0.009	<0.009	<0.009	-	<0.009	<0.009	-
	4-chlorotoluene	mg/kg	0.01		<0.01	<0.01	<0.01	-	<0.01	<0.01	-
	Bromobenzene	mg/kg	0.01		<0.01	<0.01	<0.01	-	<0.01	<0.01	-
	Bromochloromethane	mg/kg	0.01		<0.01	<0.01	<0.01	-	<0.01	<0.01	-
	Bromodichloromethane	mg/kg	0.007		<0.007	<0.007	<0.007	-	<0.007	<0.007	-
	Bromoform	mg/kg	0.01		<0.01	<0.01	<0.01	-	<0.01	<0.01	-
	Bromomethane	mg/kg	0.01		<0.01	<0.01	<0.01	-	<0.01	<0.01	-
	Carbon disulfide	mg/kg	0.007	11000	<0.007	<0.007	<0.007	-	<0.007	<0.007	-
	Carbon tetrachloride	mg/kg	0.01	890	<0.01	<0.01	<0.01	-	<0.01	<0.01	-
	Chlorodibromomethane	mg/kg	0.01		<0.01	<0.01	<0.01	-	<0.01	<0.01	-
	Chloroethane	mg/kg	0.01		<0.01	<0.01	<0.01	-	<0.01	<0.01	-
	Chloroform	mg/kg	0.008	2500	<0.008	<0.008	<0.008	-	<0.008	<0.008	-
	Chloromethane	mg/kg	0.007		<0.007	<0.007	<0.007	-	<0.007	<0.007	-
	cis-1,2-dichloroethene	mg/kg	0.006		<0.006	<0.006	<0.006	-	<0.006	<0.006	-
	Dibromomethane	mg/kg	0.009		<0.009	<0.009	<0.009	-	<0.009	<0.009	-
	Dichlorodifluoromethane	mg/kg	0.006		<0.006	<0.006	<0.006	-	<0.006	<0.006	-
	Dichloromethane	mg/kg	0.01		<0.01	<0.01	<0.01	-	<0.01	<0.01	-
	Isopropylbenzene	mg/kg	0.005		<0.005	<0.005	<0.005	-	<0.005	<0.005	-
	n-butylbenzene	mg/kg	0.011		<0.011	<0.011	<0.011	-	<0.011	<0.011	-
	n-propylbenzene	mg/kg	0.01		<0.01	<0.01	<0.01	-	<0.01	<0.01	-
	p-isopropyltoluene	mg/kg	0.01		<0.01	<0.01	<0.01	-	<0.01	<0.01	-
	sec-butylbenzene	mg/kg	0.01		<0.01	<0.01	<0.01	-	<0.01	<0.01	-
	Trichloroethene	mg/kg	0.009	120	<0.009	<0.009	<0.009	-	<0.009	<0.009	-
	tert-butylbenzene	mg/kg	0.014		<0.014	<0.014	<0.014	-	<0.014	<0.014	-
	Tetrachloroethene	mg/kg	0.005	1400	<0.005	<0.005	<0.005	-	<0.005	<0.005	-
	trans-1,2-dichloroethene	mg/kg	0.01		<0.01	<0.01	<0.01	-	<0.01	<0.01	-
	Trichlorofluoromethane	mg/kg	0.006		<0.006	<0.006	<0.006	-	<0.006	<0.006	-
	Vinyl chloride	mg/kg	0.006	3.5	<0.006	<0.006	<0.006	-	<0.006	<0.006	-
	tert-Amyl methyl ether	mg/kg	0.01		<0.01	<0.01	<0.01	-	<0.01	<0.01	-
VOC/SVOC	1,2,3-trichlorobenzene	mg/kg	0.02	1800	<0.02	<0.02	<0.02	-	<0.02	<0.02	-
	1,2,4-trichlorobenzene	mg/kg	0.02	15000	<0.02	<0.02	<0.02	-	<0.02	<0.02	-
	1,2-dichlorobenzene	mg/kg	0.01	90000	<0.01	<0.01	<0.01	-	<0.01	<0.01	-
	1,3,5-Trichlorobenzene	mg/kg	0.02	1700	-	-	-	-	-	-	-
	1,3-dichlorobenzene	mg/kg	0.008	300	<0.008	<0.008	<0.008	-	<0.008	<0.008	-
	1,4-dichlorobenzene	mg/kg	0.005	17000	<0.005	<0.005	<0.005	-	<0.005	<0.005	-

				Location Code	WS02004A	WS02004A	WS02004	WS02004	WS02004	WS02005	WS02005
				Sample Depth Range	0.15-0.35	0.35-0.5	0.05-0.2	0.05-0.2	0.3-0.5	0.05-0.1	0.05-0.1
				Sampled Date Time	27/02/2020	27/02/2020	27/02/2020	27/02/2020	27/02/2020	23/03/2020	23/03/2020
				LQM S4UL Public Open Space (POS) Residential - 1% SOM (GAC)							
Chem_Group	ChemName	output unit	EQL								
	Chlorobenzene	mg/kg	0.005	11000	<0.005	<0.005	<0.005	-	<0.005	<0.005	-
	Hexachlorobutadiene	mg/kg	0.02	25	<0.02	<0.02	<0.02	-	<0.02	<0.02	-
SVOC	4-bromophenyl phenyl ether	mg/kg	0.1		<0.1	<0.1	<0.1	-	<0.1	<0.1	-
	4-nitroaniline	mg/kg	0.1		<0.1	<0.1	<0.1	-	<0.1	<0.1	-
	4-nitrophenol	mg/kg	0.1		<0.1	<0.1	<0.1	-	<0.1	<0.1	-
	2,4,5-trichlorophenol	mg/kg	0.1		<0.1	<0.1	<0.01	-	<0.1	<0.01	-
	2,4,6-trichlorophenol	mg/kg	0.1		<0.1	<0.1	<0.1	-	<0.1	<0.1	-
	2,4-dichlorophenol	mg/kg	0.1		<0.1	<0.1	<0.1	-	<0.1	<0.1	-
	2,4-dimethylphenol	mg/kg	0.1		<0.1	<0.1	<0.1	-	<0.1	<0.1	-
	2,4-dinitrotoluene	mg/kg	0.1		<0.1	<0.1	<0.1	-	<0.1	<0.1	-
	2,6-dinitrotoluene	mg/kg	0.1		<0.1	<0.1	<0.1	-	<0.1	<0.1	-
	2-chloronaphthalene	mg/kg	0.1		<0.1	<0.1	<0.1	-	<0.1	<0.1	-
	2-chlorophenol	mg/kg	0.1		<0.1	<0.1	<0.1	-	<0.1	<0.1	-
	2-methylnaphthalene	mg/kg	0.1		<0.1	<0.1	<0.1	-	<0.1	<0.1	-
	2-methylphenol	mg/kg	0.1		<0.1	<0.1	<0.1	-	<0.1	<0.1	-
	2-nitroaniline	mg/kg	0.1		<0.1	<0.1	<0.1	-	<0.1	<0.1	-
	2-nitrophenol	mg/kg	0.1		<0.1	<0.1	<0.1	-	<0.1	<0.1	-
	3-nitroaniline	mg/kg	0.1		<0.1	<0.1	<0.1	-	<0.1	<0.1	-
	4-chloro-3-methylphenol	mg/kg	0.1		<0.1	<0.1	<0.1	-	<0.1	<0.1	-
	4-chloroaniline	mg/kg	0.1		<0.1	<0.1	<0.1	-	<0.1	<0.1	-
	4-chlorophenyl phenyl ether	mg/kg	0.1		<0.1	<0.1	<0.1	-	<0.1	<0.1	-
	4-methylphenol	mg/kg	0.1		<0.1	<0.1	<0.1	-	<0.1	<0.1	-
	Azobenzene	mg/kg	0.1		<0.1	<0.1	<0.1	-	<0.1	<0.1	-
	Bis(2-chloroethoxy) methane	mg/kg	0.1		<0.1	<0.1	<0.1	-	<0.1	<0.1	-
	Bis(2-chloroethyl)ether	mg/kg	0.1		<0.1	<0.1	<0.1	-	<0.1	<0.1	-
	Bis(2-chloroisopropyl) ether	mg/kg	0.1		<0.1	<0.1	<0.1	-	<0.1	<0.1	-
	Bis(2-ethylhexyl) phthalate	mg/kg	0.1		<0.1	<0.1	<0.1	-	<0.1	<0.1	-
	Butyl benzyl phthalate	mg/kg	0.1		<0.1	<0.1	<0.1	-	<0.1	<0.1	-
	Carbazole	mg/kg	0.1		<0.1	<0.1	<0.1	-	<0.1	<0.1	-
	Dibenzofuran	mg/kg	0.1		<0.1	<0.1	<0.1	-	<0.1	<0.1	-
	Diethylphthalate	mg/kg	0.1		<0.1	<0.1	<0.1	-	<0.1	<0.1	-
	Dimethyl phthalate	mg/kg	0.1		<0.1	<0.1	<0.1	-	<0.1	<0.1	-
	Di-n-butyl phthalate	mg/kg	0.1		<0.1	<0.1	<0.1	-	<0.1	0.267	-
	Di-n-octyl phthalate	mg/kg	0.1		<0.1	<0.1	<0.1	-	<0.1	<0.1	-
	Hexachlorobenzene	mg/kg	0.05	16	<0.1	<0.1	<0.05	-	<0.1	<0.05	-
	Hexachlorocyclopentadiene	mg/kg	0.1		<0.1	<0.1	<0.1	-	<0.1	<0.1	-
	Hexachloroethane	mg/kg	0.1		<0.1	<0.1	<0.1	-	<0.1	<0.1	-
	Isophorone	mg/kg	0.1		<0.1	<0.1	<0.1	-	<0.1	<0.1	-
	Nitrobenzene	mg/kg	0.1		<0.1	<0.1	<0.1	-	<0.1	<0.1	-
	N-nitrosodi-n-propylamine	mg/kg	0.1		<0.1	<0.1	<0.1	-	<0.1	<0.1	-
	Pentachloronitrobenzene	mg/kg	0.05		-	-	-	-	-	-	-
	Pentachlorophenol	mg/kg	0.1	60	<0.1	<0.1	<0.1	-	<0.1	<0.1	-
PCB	Heptachlorobiphenyl, 2,3,3,4,4,5,5- (PCB 189)	mg/kg	0.003		<0.003	<0.003	<0.003	-	<0.003	<0.003	-
	Hexachlorobiphenyl, 2,3,3,4,4,5- (PCB 156)	mg/kg	0.003		<0.003	<0.003	<0.003	-	<0.003	<0.003	-
	Hexachlorobiphenyl, 2,3,3,4,4,5- (PCB 157)	mg/kg	0.003		<0.003	<0.003	<0.003	-	<0.003	<0.003	-
	Hexachlorobiphenyl, 2,3,4,4,5,5- (PCB 167)	mg/kg	0.003		<0.003	<0.003	<0.003	-	<0.003	<0.003	-
	Hexachlorobiphenyl, 3,3,4,4,5,5- (PCB 169)	mg/kg	0.003		<0.003	<0.003	<0.003	-	<0.003	<0.003	-
	PCB 101	mg/kg	0.003		<0.003	<0.003	<0.003	-	<0.003	<0.003	-
	PCB 118	mg/kg	0.003		<0.003	<0.003	<0.003	-	<0.003	<0.003	-
	PCB 138	mg/kg	0.003		<0.003	<0.003	<0.003	-	<0.003	<0.003	-
	PCB 153	mg/kg	0.003		<0.003	<0.003	<0.003	-	<0.003	<0.003	-
	PCB 180	mg/kg	0.003		<0.003	<0.003	<0.003	-	<0.003	<0.003	-
	PCB 28	mg/kg	0.003		<0.003	<0.003	<0.003	-	<0.003	<0.003	-
	PCB 52	mg/kg	0.003		<0.003	<0.003	<0.003	-	<0.003	<0.003	-
	Pentachlorobiphenyl, 2,3,3,4,4- (PCB 105)	mg/kg	0.003		<0.003	<0.003	<0.003	-	<0.003	<0.003	-
	Pentachlorobiphenyl, 2,3,4,4,5- (PCB 114)	mg/kg	0.003		<0.003	<0.003	<0.003	-	<0.003	<0.003	-
	Pentachlorobiphenyl, 2,3,4,4,5- (PCB 123)	mg/kg	0.003		<0.003	<0.003	<0.003	-	<0.003	<0.003	-
	Pentachlorobiphenyl, 3,3,4,4,5- (PCB 126)	mg/kg	0.003		<0.003	<0.003	<0.003	-	<0.003	<0.003	-
	Tetrachlorobiphenyl, 3,3,4,4- (PCB 77)	mg/kg	0.003		<0.003	<0.003	<0.003	-	<0.003	<0.003	-
	Tetrachlorobiphenyl, 3,4,4,5- (PCB 81)	mg/kg	0.003		<0.003	<0.003	<0.003	-	<0.003	<0.003	-
	Total PCB 7 Congeners	mg/kg	0.021		<0.021	<0.021	<0.021	-	<0.021	<0.021	-
	Total PCB WHO 12	mg/kg	0.036		<0.036	<0.036	<0.036	-	<0.036	<0.036	-
Phenolics	Xylenols	mg/kg	0.015		<0.015	<0.015	<0.015	-	<0.015	<0.015	-
	Cresol Total	mg/kg	0.01		<0.01	<0.01	0.0126	-	<0.01	0.0375	-
	Phenol	mg/kg	0.01	(dir)760[#8]	<0.01	<0.01	<0.1 - 0.0126	-	<0.01	<0.01	-
	Phenols Monohydric	mg/kg	0.035		<0.035	<0.035	<0.035	-	<0.035	<0.035	-
Organotins	Dibutyltin	mg/kg			-	-	-	-	-	-	-
	Monophenyltin	mg/kg			0.02	0.03	<0.02	-	0.02	<0.02	-
	Diphenyltin	mg/kg			-	-	-	-	-	-	-
	Monobutyltin	mg/kg			-	-	-	-	-	-	-
	Tetrabutyltin	mg/kg			-	-	-	-	-	-	-
	Tributyltin	mg/kg			<0.02	<0.02	<0.02	-	<0.02	<0.02	-
	Triphenyltin	mg/kg			-	-	-	-	-	-	-
Pesticides	Heptachlor epoxide	mg/kg	0.05		-	-	<0.05	-	-	<0.05	-
	Tecnazene	mg/kg	0.05		-	-	-	-	-	-	-
	2,4,5-TP (Silvex)	mg/kg			-	-	<0.01	-	-	<0.01	-
	Hedonal	mg/kg			-	-	<0.01	-	-	<0.01	-

				Location Code	WS02004A	WS02004A	WS02004	WS02004	WS02004	WS02005	WS02005
				Sample Depth Range	0.15-0.35	0.35-0.5	0.05-0.2	0.05-0.2	0.3-0.5	0.05-0.1	0.05-0.1
				Sampled Date Time	27/02/2020	27/02/2020	27/02/2020	27/02/2020	27/02/2020	23/03/2020	23/03/2020
				LQM S4UL Public Open Space (POS) Residential - 1% SOM (GAC)							
Chem_Group	ChemName	output unit	EQL								
	2,4-DDT	mg/kg	0.05		-	-	<0.05	-	-	<0.05	-
	2,4-Dichlorprop	mg/kg			-	-	<0.01	-	-	<0.01	-
	4-(2,4-Dichlorophenoxy)butyric Acid (2,4-DB)	mg/kg			-	-	<0.01	-	-	<0.01	-
	4,4-DDE	mg/kg	0.05		-	-	<0.05	-	-	<0.05	-
	a-BHC	mg/kg	0.05	24	-	-	<0.05	-	-	<0.05	-
	Aldrin	mg/kg	0.05	18	-	-	<0.05	-	-	<0.05	-
	Atrazine	mg/kg	0.05	1200	-	-	<0.05	-	-	<0.05	-
	Azinophos methyl	mg/kg	0.05		-	-	<0.05	-	-	<0.05	-
	b-BHC	mg/kg	0.05	8.1	-	-	<0.05	-	-	<0.05	-
	Bentazone	mg/kg			-	-	<0.01	-	-	<0.01	-
	Chlordane (cis)	mg/kg	0.05		-	-	<0.05	-	-	<0.05	-
	Chlordane (trans)	mg/kg	0.05		-	-	<0.05	-	-	<0.05	-
	Chlorfenvinphos	mg/kg	0.05		-	-	<0.05	-	-	<0.05	-
	Chlorotoluron	mg/kg			-	-	<0.01	-	-	<0.01	-
	Chlorpyrifos-methyl	mg/kg	0.05		-	-	<0.05	-	-	<0.05	-
	Cyanazine	mg/kg			-	-	<0.01	-	-	<0.01	-
	d-BHC	mg/kg	0.05		-	-	<0.05	-	-	<0.05	-
	DDD	mg/kg	0.05		-	-	<0.05	-	-	<0.05	-
	DDT	mg/kg	0.05		-	-	<0.05	-	-	<0.05	-
	Chlorothalonil	mg/kg	0.05		-	-	-	-	-	-	-
	Diazinon	mg/kg	0.05		-	-	<0.05	-	-	<0.05	-
	Dichlorvos	mg/kg	0.05	16	-	-	<0.05	-	-	<0.05	-
	Dieldrin	mg/kg	0.05	18	-	-	<0.05	-	-	<0.05	-
	Dimethoate	mg/kg	0.05		-	-	<0.05	-	-	<0.05	-
	Disulfoton	mg/kg	0.05		-	-	-	-	-	-	-
	Diuron	mg/kg			-	-	<0.01	-	-	<0.01	-
	Endosulfan I	mg/kg	0.05	1200	-	-	<0.05	-	-	<0.05	-
	Endosulfan II	mg/kg	0.05		-	-	<0.05	-	-	<0.05	-
	Endosulfan sulphate	mg/kg	0.05		-	-	-	-	-	-	-
	Endrin	mg/kg	0.05		-	-	<0.05	-	-	<0.05	-
	Fenitrothion	mg/kg	0.05		-	-	<0.05	-	-	<0.05	-
	Fenthion	mg/kg	0.05		-	-	<0.05	-	-	<0.05	-
	Fluroxypyr	mg/kg			-	-	<0.01	-	-	<0.01	-
	g-BHC (Lindane)	mg/kg	0.05	8.2	-	-	<0.05	-	-	<0.05	-
	Heptachlor	mg/kg	0.05		-	-	<0.05	-	-	<0.05	-
	Isodrin	mg/kg	0.05		-	-	<0.05	-	-	<0.05	-
	Isoproturon	mg/kg			-	-	<0.01	-	-	<0.01	-
	Linuron	mg/kg			-	-	<0.01	-	-	<0.01	-
	Malathion	mg/kg	0.05		-	-	<0.05	-	-	<0.05	-
	2-Methyl-4-chlorophenoxyacetic acid	mg/kg			-	-	<0.01	-	-	<0.01	-
	2-Methyl-4-Chlorophenoxy Butanoic Acid	mg/kg			-	-	<0.01	-	-	<0.01	-
	Mecoprop	mg/kg			-	-	<0.01	-	-	<0.01	-
	Methoxychlor	mg/kg	0.05		-	-	<0.05	-	-	<0.05	-
	Methyl parathion	mg/kg	0.05		-	-	<0.05	-	-	<0.05	-
	Mevinphos (Phosdrin)	mg/kg	0.05		-	-	<0.05	-	-	<0.05	-
	Nitroquanidine	mg/kg			-	-	<0.25	-	-	-	-
	o,p-DDD	mg/kg	0.05		-	-	<0.05	-	-	<0.05	-
	o,p'-DDE	mg/kg	0.05		-	-	<0.05	-	-	<0.05	-
	o,p-Methoxychlor	mg/kg	0.05		-	-	-	-	-	-	-
	Parathion	mg/kg	0.05		-	-	<0.05	-	-	<0.05	-
	Pendimethalin	mg/kg	0.05		-	-	<0.05	-	-	<0.05	-
	Permethrin	mg/kg	0.05		-	-	-	-	-	-	-

				Location Code	WS02004A	WS02004A	WS02004	WS02004	WS02004	WS02005	WS02005
				Sample Depth Range	0.15-0.35	0.35-0.5	0.05-0.2	0.05-0.2	0.3-0.5	0.05-0.1	0.05-0.1
				Sampled Date Time	27/02/2020	27/02/2020	27/02/2020	27/02/2020	27/02/2020	23/03/2020	23/03/2020
			LQM S4UL Public Open Space (POS) Residential - 1% SOM (GAC)								
Chem_Group	**ChemName**	**output unit**	**EQL**								
	Permethrin II	mg/kg	0.05		-	-	-	-	-	-	-
	Phorate	mg/kg	0.05		-	-	<0.05	-	-	<0.05	-
	Prometryn	mg/kg	0.05		-	-	<0.05	-	-	<0.05	-
	Pronamide	mg/kg	0.05		-	-	<0.05	-	-	<0.05	-
	Propazine	mg/kg	0.05		-	-	<0.05	-	-	<0.05	-
	Simazine	mg/kg	0.05		-	-	<0.05	-	-	<0.05	-
	Terbutryn	mg/kg	0.05		-	-	<0.05	-	-	<0.05	-
	Terbutylazine	mg/kg	0.05		-	-	<0.05	-	-	<0.05	-
	Triadimefon	mg/kg	0.05		-	-	<0.05	-	-	<0.05	-
	Triallate	mg/kg	0.05		-	-	-	-	-	-	-
	Tricloovr	mg/kg			-	-	<0.01	-	-	<0.01	-
	Trifluralin	mg/kg	0.05		-	-	<0.05	-	-	<0.05	-
	Telodrin	mg/kg	0.05		-	-	-	-	-	-	-
Radionuclides	Caesium-137	Bq/kg	1.4		-	-	-	<1.7	-	-	<1.9
	Protactinium-234m	Bq/kg	140		-	-	-	<210	-	-	<210
	Americium-241	Bq/g	0.0022		-	-	-	<0.0036	-	-	<0.0025
	Beryllium-7	Bq/g	0.016		-	-	-	<0.042	-	-	<0.03
	Cobalt-60	Bq/g	0.0015		-	-	-	<0.0021	-	-	<0.0022
	Gross alpha	Bq/kg	54		-	-	-	252	-	-	292
	Gross beta	Bq/kg	87		-	-	-	381	-	-	408
	Lead-210	Bq/kg	22		-	-	-	<37	-	-	<24
	Potassium-40	Bq/kg	2		-	-	-	227	-	-	296
	Radium -224	Bq/g	0.022		-	-	-	<0.04	-	-	<0.022
	Radium-226	Bq/g	0.0005		-	-	-	<0.034 - 0.0137	-	-	<0.024 - 0.014
	Thorium-228	Bq/g	0.0005		-	-	-	0.0155	-	-	0.0199
	Thorium-230	Bq/g	0.0005		-	-	-	0.0213	-	-	0.021
	Thorium-232	Bq/g	0.0005		-	-	-	0.0165	-	-	0.0186
	Thorium-234	Bq/g	0.025		-	-	-	<0.044	-	-	<0.028
	Uranium-234	Bq/g	0.0005		-	-	-	0.014	-	-	0.0177
	Uranium-235	Bq/g	0.0005		-	-	-	<0.0012	-	-	<0.0015
SVOC TIC	SVOC TICS - Detect	Detect			0	0	0	-	0	1	-
	SVOC Tentatively Identified Compounds	mg/kg	0.1		<1	<1	<1	-	<1	1.23	-
VOC TIC	VOC Tentatively Identified Compounds	mg/kg	0.05		-	-	<0.05	-	<0.05	<0.05	-
Explosives	2,2,4,4,6,6-Hexanitrostilbene	mg/kg			-	-	<0.5	-	-	-	-
	2,4,6-Trinitrotoluene (TNT)	mg/kg		130	-	-	<0.1	-	-	-	-
	2,4,6-trinitrophenyl	mg/kg			-	-	<0.1	-	-	-	-
	HMX	mg/kg		13000	-	-	<2	-	-	-	-
	Ethylene glycol dinitrate	mg/kg			-	-	<1	-	-	-	-
	Nitrocellulose (12% N)	mg/kg			-	-	<5000	-	-	-	-
	Nitroglycerine	mg/kg			-	-	<1	-	-	-	-
	PETN	mg/kg			-	-	<5	-	-	-	-
	RDX	mg/kg		26000	-	-	<2	-	-	-	-
	Tetryl	mg/kg			-	-	<1	-	-	-	-
NA	Actinium-228	Bq/kg	2		-	-	-	22.5	-	-	23
	Caesium-134	Bq/kg	1.7		-	-	-	<2.3	-	-	<2.3
	Bismuth-212	Bq/kg	19		-	-	-	<23	-	-	<25
	Bismuth-214	Bq/kg	2		-	-	-	14.3	-	-	17
	Lead-212	Bq/kg	2		-	-	-	15.7	-	-	21.5
	Lead-214	Bq/kg	2		-	-	-	17.4	-	-	20.1
	Thallium-208	Bq/kg	2		-	-	-	6.5	-	-	6.6
Other	Temperature	°C			18.4	18.6	18.7	-	19.1	19.7	-
	Conductivity @ 20oC	uS/cm	14		210 - 211	125 - 126	240 - 251	-	173 - 200	328 - 352	-
	Organic Matter	%	0.35		-	-	-	-	-	-	-
	Moisture Content (dried @35oC)	%			17	20	21	-	18	20	-
	pH (Lab)	pH Units	1		8.03 - 8.45	7.9 - 8.68	8.14 - 8.32	-	8.21 - 8.63	8.09 - 8.46	-
	Total Organic Carbon	%	0.2		1.08	0.318	1.17	-	0.766	1.86	-

Environmental Standards Comments
#1:GAC is only presented as speciated chromium. 7.7mg/kg is used for hexavalent. If hexavalent chromium (CrVI) data is available, a value of 1,500mg/kg may be appropriate for the remaining trivalent chromium (CrIII).
#2:C4SL for lead adopted
#3:GAC only presented as speciated mercury. 16mg/kg is used for elemental mercury. If the CSM indicates that elemental mercury is not a CoC and mercury is present in an inorganic form, a value of 120mg/kg for inorganic mercury may be appropriate
#4:Updated S4UL for nickel
#5:S4UL exceeds solubility saturation limit
#6:Criteria derived for Ali>C16-C35 split between Ali>C16-21 & Ali>C21-35. Requires summation of fractions to use Ali>C16-C35 criteria.
#7:Criteria presented is for p-xylene. A separate value is presented for o-xylene.
#8:S4UL based on a threshold protective of direct skin contact with phenol

Key

<0.6	Result MDL exceeds GAC
27.8	Result exceeds GAC

Notes
Where a range is given a determinand has been analysed for by more than one method

				Location Code	WS02005	WS02005	WS02005	WS02005	WS02005	WS02005	WS02005
				Sample Depth Range	0.25-0.4	0.8-0.9	1-1.2	1.45-1.6	1.6-1.8	2.2-2.4	2.7-2.9
				Sampled Date Time	23/03/2020	23/03/2020	23/03/2020	24/03/2020	24/03/2020	24/03/2020	24/03/2020
				LQM S4UL Public Open Space (POS) Residential - 1% SOM (GAC)							
Chem_Group	**ChemName**	**output unit**	**EQL**								
Metals	Antimony	mg/kg	0.6		2.42	2.91	3.3	5.15	<6	1.07	<0.6
	Arsenic	mg/kg	0.6	79	10.4	13.4	12.4	14.2	36.1	10.5	<0.6
	Barium	mg/kg	0.6	-	-	-	-	-	-	-	-
	Beryllium	mg/kg	0.01	2.2	-	-	-	-	-	-	-
	Boron	mg/kg	1	21000	<1	1.72	1.51	2.07	1.27	<1	<1
	Cadmium	mg/kg	0.02	120	0.195	<0.02	0.0571	0.368	0.349	0.0282	0.229
	Chromium (hexavalent)	mg/kg	0.6	7.7	<0.6	<0.6	<0.6	<0.6	<0.6	<0.6	<0.6
	Chromium	mg/kg	0.9	[#1]	23.6	29.6	26.4	26.3	58	41	1.15
	Copper	mg/kg	1.4	12000	16.1	21.2	28.1	56.4	22	13.5	<1.4
	Lead	mg/kg	0.7	630[#2]	56.1	121	242	76.7	19	33	<0.7
	Mercury	mg/kg	0.14	[#3]	<0.14	0.183	0.984	<0.14	<1.4	<0.14	<0.14
	Molybdenum	mg/kg	0.1		0.39	0.875	0.896	0.921	<1	0.188	<0.1
	Nickel	mg/kg	0.2	230[#4]	27.3	17.3	15.8	35.2	181	25.4	2.41
	Selenium	mg/kg	1	1100	<1	<1	<1	<1	<10	<1	<1
	Vanadium	mg/kg	0.2	2000	36.4	55.3	50.3	45.3	93.7	49	2.55
	Zinc	mg/kg	1.9	81000	79.3	151	285	223	171	52.2	9.24
Asbestos	Anthophyllite	Detect			0	0	0	0	0	0	0
	Asbestos Analysts Comments	-			-	1	-	-	-	-	-
	Asbestos PCOM Quantification	%	0.001		-	<0.001	-	-	-	-	-
	Asbestos Quantification Total	%	0.001		-	<0.001	-	-	-	-	-
	Asbestos: Actinolite	Detect			0	0	0	0	0	0	0
	Additional Asbestos Components (Using TM048)	Comment			-	1	-	-	-	-	-
	Crocidolite Asbestos	Detect			0	0	0	0	0	0	0
	Asbestos Gravimetric Quantification	%	0.001		-	<0.001	-	-	-	-	-
	Chrysotile Asbestos	Detect			0	1	0	0	0	0	0
	Amosite Asbestos	Detect			0	0	0	0	0	0	0
	Non-Asbestos Fibre	Detect			0	0	0	0	0	0	0
	Tremolite	Detect			0	0	0	0	0	0	0
Inorganics	Alkalinity (total) as CaCO3	mg/kg	10		-	-	-	-	-	-	-
	Ammoniacal Nitrogen as N	mg/kg	12		<12	<12	<12	<12	<12	<12	<12
	Cyanide (Free)	mg/kg	1		<1	<1	<1	<1	<1	<1	<1
	Cyanide Total	mg/kg	1		<1	<1	<1	<1	<1	<1	<1
	cyanides-complex	mg/kg	1		<1	<1	<1	<1	<1	<1	<1
	Nitrite (as N)	mg/kg	0.03		-	-	-	-	-	-	-
	Sulphate	mg/kg	200		-	-	-	-	-	-	-
PAH	Naphthalene	mg/kg	0.009	4900	<0.013 - 0.0111	<0.009	<0.013	<0.013 - 0.0179	<0.009	<0.009	<0.009
	Acenaphthene	mg/kg	0.008	15000	<0.1 - 0.0339	<0.008	<0.04	<0.1 - 0.0368	<0.008	<0.008	<0.008
	Acenaphthylene	mg/kg	0.012	15000	<0.1 - 0.0342	<0.012	<0.06	<0.1 - 0.0436	<0.012	<0.012	<0.012
	Fluoranthene	mg/kg	0.017	3100	0.9 - 1.21	0.161 - 0.62	0.806 - 0.811	1.03 - 1.11	<0.017	<0.017	<0.017
	Anthracene	mg/kg	0.016	74000	<0.1 - 0.121	<0.016	0.115 - 0.133	0.09 - 0.123	<0.016	<0.016	<0.016
	Phenanthrene	mg/kg	0.015	3100	0.308 - 0.423	0.0509 - 0.382	0.317 - 0.606	0.427 - 0.554	<0.015	<0.015	<0.015
	Fluorene	mg/kg	0.01	9900	<0.1 - 0.0281	<0.01	<0.05	<0.1 - 0.0247	<0.01	<0.01	<0.01
	Chrysene	mg/kg	0.01	57	0.426 - 0.701	0.0804 - 0.31	0.352 - 0.403	0.46 - 0.547	<0.01	<0.01	<0.01
	Pyrene	mg/kg	0.015	7400	0.77 - 1.18	0.141 - 0.532	0.656 - 0.689	0.864 - 0.974	<0.015	<0.015	<0.015
	Benzo(a)anthracene	mg/kg	0.014	29	0.436 - 0.719	0.0759 - 0.281	0.302 - 0.414	0.369 - 0.457	<0.014	<0.014	<0.014
	Benzo(b)fluoranthene	mg/kg	0.015	7.1	0.633 - 0.656	0.109 - 0.291	0.194 - 0.577	0.348 - 0.63	<0.015	<0.015	<0.015
	Benzo(k)fluoranthene	mg/kg	0.014	190	0.205 - 0.735	0.0381 - 0.275	0.201 - 0.247	0.234 - 0.416	<0.014	<0.014	<0.014
	Benzo(a)pyrene	mg/kg	0.015	5.7	0.416 - 0.799	0.0717 - 0.274	0.239 - 0.375	0.401 - 0.455	<0.015	<0.015	<0.015
	Dibenz(a,h)anthracene	mg/kg	0.023	0.57	<0.1 - 0.059	<0.023	<0.1	<0.1 - 0.0664	<0.023	<0.023	<0.023
	Benzo(g,h,i)perylene	mg/kg	0.024	640	0.285 - 0.473	0.0535 - 0.178	0.179 - 0.265	0.333 - 0.352	<0.024	<0.024	<0.024
	Indeno(1,2,3-c,d)pyrene	mg/kg	0.018	82	0.238 - 0.469	0.043 - 0.172	0.197 - 0.212	0.279 - 0.315	<0.018	<0.018	<0.018
	PAH 16 Total	mg/kg	0.118		5.02	0.824	4.37	5.47	<0.118	<0.118	<0.118
TPH CWG	>C5-C6 Aliphatics	mg/kg	0.01	(sol)570000[#5]	<0.01	<0.01	<0.01	<0.01	<0.01	<0.01	<0.01
	>C6-C8 Aliphatics	mg/kg	0.01	600000	<0.01	<0.01	<0.01	0.012	<0.01	<0.01	<0.01
	>C10-C44 Aliphatics	mg/kg	5		<5	<5	<5	13.5	<5	10.7	<5
	>C10-C44 Aliphatics/Aromatics	mg/kg	10		103	28.8	11.7	36.4	<10	11.9	<10
	>C8-C10 Aliphatics	mg/kg	0.01	13000	<0.01	<0.01	<0.01	0.0144	<0.01	<0.01	<0.01
	>C10-C12 Aliphatics	mg/kg	0.01	13000	<1	<1	<1	<1	<1	<1	<1
	>C12-C16 Aliphatics	mg/kg	0.1	13000	<1	<1	<1	<1	<1	<1	<1
	>C16-C21 Aliphatics	mg/kg	0.1	125000[#6]	<1	<1	<1	<1	<1	<1	<1
	>C21-C35 Aliphatics	mg/kg	0.1	125000[#6]	1.43	<1	<1	11.5	<1	10.3	<1
	>C35-C44 Aliphatics	mg/kg	0.1	250000	<1	<1	<1	1.68	<1	<1	<1
	>C5-C10 Aliphatics	mg/kg	0.05		<0.05	<0.05	<0.05	<0.05	<0.05	<0.05	<0.05
	Total Aliphatics >C12-C44	mg/kg	0.1		-	-	-	-	-	-	-
	>EC5-EC10 Aromatics	mg/kg	0.05		<0.05	<0.05	<0.05	<0.05	<0.05	<0.05	<0.05
	>EC6-EC7 Aromatics	mg/kg	0.01		<0.01	<0.01	<0.01	<0.01	<0.01	<0.01	<0.01
	>EC7-EC8 Aromatics	mg/kg	0.01	56000	<0.01	<0.01	<0.01	<0.01	<0.01	<0.01	<0.01
	>EC8-EC10 Aromatics	mg/kg	0.01	5000	<0.01	<0.01	<0.01	<0.01	<0.01	<0.01	<0.01
	>EC10-EC12 Aromatics	mg/kg	0.01	5000	<1	<1	<1	<1	<1	<1	<1
	>EC10-EC44 Aromatics	mg/kg	5		101	27.4	10.8	23	<5	<5	<5
	>EC12-EC16 Aromatics	mg/kg	0.1	5100	1.75	<1	<1	<1	<1	<1	<1
	>EC16-EC21 Aromatics	mg/kg	0.1	3800	34.2	<1	2.38	5.86	<1	<1	<1
	>EC21-EC35 Aromatics	mg/kg	0.1	3800	60.2	21.8	7.16	15.6	<1	<1	<1
	>EC35-EC44 Aromatics	mg/kg	0.1	3800	4.8	4.73	<1	1.31	<1	<1	<1
	>EC40-EC44 Aromatics	mg/kg	0.1		<1	<1	<1	<1	<1	<1	<1
	>EC12-EC44 Aromatics	mg/kg	0.1		-	-	-	-	-	-	-
	TPH Aliphatics & Aromatics >C5-44	mg/kg	0.1		101	27.4	10.8	36.5	<10	10.7	<10
TPH	>C5-C6	mg/kg	0.02		-	-	-	-	-	-	-

				Location Code	WS02005	WS02005	WS02005	WS02005	WS02005	WS02005	WS02005
				Sample Depth Range	0.25-0.4	0.8-0.9	1-1.2	1.45-1.6	1.6-1.8	2.2-2.4	2.7-2.9
				Sampled Date Time	23/03/2020	23/03/2020	23/03/2020	24/03/2020	24/03/2020	24/03/2020	24/03/2020
				LQM S4UL Public Open Space (POS) Residential - 1% SOM (GAC)							
Chem_Group	ChemName	output unit	EQL								
	>C6-C7	mg/kg	0.02		-	-	-	-	-	-	-
	>C7-C8	mg/kg	0.02		-	-	-	-	-	-	-
	>C8-C10	mg/kg	0.02		-	-	-	-	-	-	-
	>C10-C12	mg/kg	0.02		-	-	-	-	-	-	-
	>C12-C16	mg/kg	35		-	-	-	-	-	-	-
	>C16-C21	mg/kg	35		-	-	-	-	-	-	-
	>C21-C28	mg/kg	35		-	-	-	-	-	-	-
	>C28-C35	mg/kg	35		-	-	-	-	-	-	-
	>C35-C40	mg/kg	35		-	-	-	-	-	-	-
	GRO >C5-10	mg/kg	0.02		<0.02	<0.02	<0.02	<0.02	<0.02	<0.02	<0.02
	TPH >C6-C40	mg/kg	10		-	-	-	-	-	-	-
	EPH>C5-40	mg/kg	35		-	-	-	-	-	-	-
	EPH >C10-40	mg/kg	35		-	-	-	-	-	-	-
	GRO >C5-12	mg/kg	0.1		-	-	-	-	-	-	-
	Total Petroleum Hydrocarbons	mg/kg	35		-	-	-	-	-	-	-
BTEX and MTBE	Benzene	mg/kg	0.009	72	<0.009	<0.009	<0.009	<0.009	<0.009	<0.009	<0.009
	Toluene	mg/kg	0.007	56000	<0.007	<0.007	<0.007	<0.007	<0.007	<0.007	<0.007
	Ethylbenzene	mg/kg	0.004	24000	<0.004	<0.004	<0.004	<0.004	<0.004	<0.004	<0.004
	Xylene (m & p)	mg/kg	0.01	41000[#7]	<0.01	<0.01	<0.01	<0.01	<0.01	<0.01	<0.01
	Xylene (o)	mg/kg	0.01	41000	<0.01	<0.01	<0.01	<0.01	<0.01	<0.01	<0.01
	Xylene Total	mg/kg	0.02		<0.02	<0.02	<0.02	<0.02	<0.02	<0.02	<0.02
	MTBE	mg/kg	0.01		<0.01	<0.01	<0.01	<0.01	<0.01	<0.01	<0.01
	Total BTEX	mg/kg	0.04		<0.04	<0.04	<0.04	<0.04	<0.04	<0.04	<0.04
VOC	Styrene	mg/kg	0.01		<0.01	<0.01	<0.01	<0.01	<0.01	<0.01	<0.01
	cis-1,3-dichloropropene	mg/kg	0.01		<0.01	<0.01	<0.01	<0.01	<0.01	<0.01	<0.01
	trans-1,3-dichloropropene	mg/kg	0.01		<0.01	<0.01	<0.01	<0.01	<0.01	<0.01	<0.01
	1,1,1,2-tetrachloroethane	mg/kg	0.01	1400	<0.01	<0.01	<0.01	<0.01	<0.01	<0.01	<0.01
	1,1,1-trichloroethane	mg/kg	0.007	140000	<0.007	<0.007	<0.007	<0.007	<0.007	<0.007	<0.007
	1,1,2,2-tetrachloroethane	mg/kg	0.01	1400	<0.01	<0.01	<0.01	<0.01	<0.01	<0.01	<0.01
	1,1,2-trichloroethane	mg/kg	0.01		<0.01	<0.01	<0.01	<0.01	<0.01	<0.01	<0.01
	1,1-dichloroethane	mg/kg	0.008		<0.008	<0.008	<0.008	<0.008	<0.008	<0.008	<0.008
	1,1-dichloroethene	mg/kg	0.01		<0.01	<0.01	<0.01	<0.01	<0.01	<0.01	<0.01
	1,1-dichloropropene	mg/kg	0.01		<0.01	<0.01	<0.01	<0.01	<0.01	<0.01	<0.01
	1,2,3-trichloropropane	mg/kg	0.016		<0.016	<0.016	<0.016	<0.016	<0.016	<0.016	<0.016
	1,2,4-trimethylbenzene	mg/kg	0.009		<0.009	<0.009	<0.009	<0.009	<0.009	<0.009	<0.009
	1,2-dibromo-3-chloropropane	mg/kg	0.014		<0.014	<0.014	<0.014	<0.014	<0.014	<0.014	<0.014
	1,2-dibromoethane	mg/kg	0.01		<0.01	<0.01	<0.01	<0.01	<0.01	<0.01	<0.01
	1,2-dichloroethane	mg/kg	0.005	29	<0.005	<0.005	<0.005	<0.005	<0.005	<0.005	<0.005
	1,2-dichloropropane	mg/kg	0.01		<0.01	<0.01	<0.01	<0.01	<0.01	<0.01	<0.01
	1,3,5-trimethylbenzene	mg/kg	0.008		<0.008	<0.008	<0.008	<0.008	<0.008	<0.008	<0.008
	1,3-dichloropropane	mg/kg	0.007		<0.007	<0.007	<0.007	<0.007	<0.007	<0.007	<0.007
	2,2-dichloropropane	mg/kg	0.01		<0.01	<0.01	<0.01	<0.01	<0.01	<0.01	<0.01
	2-chlorotoluene	mg/kg	0.009		<0.009	<0.009	<0.009	<0.009	<0.009	<0.009	<0.009
	4-chlorotoluene	mg/kg	0.01		<0.01	<0.01	<0.01	<0.01	<0.01	<0.01	<0.01
	Bromobenzene	mg/kg	0.01		<0.01	<0.01	<0.01	<0.01	<0.01	<0.01	<0.01
	Bromochloromethane	mg/kg	0.01		<0.01	<0.01	<0.01	<0.01	<0.01	<0.01	<0.01
	Bromodichloromethane	mg/kg	0.007		<0.007	<0.007	<0.007	<0.007	<0.007	<0.007	<0.007
	Bromoform	mg/kg	0.01		<0.01	<0.01	<0.01	<0.01	<0.01	<0.01	<0.01
	Bromomethane	mg/kg	0.01		<0.01	<0.01	<0.01	<0.01	<0.01	<0.01	<0.01
	Carbon disulfide	mg/kg	0.007	11000	<0.007	<0.007	<0.007	<0.007	<0.007	<0.007	<0.007
	Carbon tetrachloride	mg/kg	0.01	890	<0.01	<0.01	<0.01	<0.01	<0.01	<0.01	<0.01
	Chlorodibromomethane	mg/kg	0.01		<0.01	<0.01	<0.01	<0.01	<0.01	<0.01	<0.01
	Chloroethane	mg/kg	0.01		<0.01	<0.01	<0.01	<0.01	<0.01	<0.01	<0.01
	Chloroform	mg/kg	0.008	2500	<0.008	<0.008	<0.008	<0.008	<0.008	<0.008	<0.008
	Chloromethane	mg/kg	0.007		<0.007	<0.007	<0.007	<0.007	<0.007	<0.007	<0.007
	cis-1,2-dichloroethene	mg/kg	0.006		<0.006	<0.006	<0.006	<0.006	<0.006	<0.006	<0.006
	Dibromomethane	mg/kg	0.009		<0.009	<0.009	<0.009	<0.009	<0.009	<0.009	<0.009
	Dichlorodifluoromethane	mg/kg	0.006		<0.006	<0.006	<0.006	<0.006	<0.006	<0.006	<0.006
	Dichloromethane	mg/kg	0.01		<0.01	<0.01	<0.01	<0.01	<0.01	<0.01	<0.01
	Isopropylbenzene	mg/kg	0.005		<0.005	<0.005	<0.005	<0.005	<0.005	<0.005	<0.005
	n-butylbenzene	mg/kg	0.011		<0.011	<0.011	<0.011	<0.011	<0.011	<0.011	<0.011
	n-propylbenzene	mg/kg	0.01		<0.01	<0.01	<0.01	<0.01	<0.01	<0.01	<0.01
	p-isopropyltoluene	mg/kg	0.01		<0.01	<0.01	<0.01	<0.01	<0.01	<0.01	<0.01
	sec-butylbenzene	mg/kg	0.01		<0.01	<0.01	<0.01	<0.01	<0.01	<0.01	<0.01
	Trichloroethene	mg/kg	0.009	120	<0.009	<0.009	<0.009	<0.009	<0.009	<0.009	<0.009
	tert-butylbenzene	mg/kg	0.014		<0.014	<0.014	<0.014	<0.014	<0.014	<0.014	<0.014
	Tetrachloroethene	mg/kg	0.005	1400	<0.005	<0.005	<0.005	<0.005	<0.005	<0.005	<0.005
	trans-1,2-dichloroethene	mg/kg	0.01		<0.01	<0.01	<0.01	<0.01	<0.01	<0.01	<0.01
	Trichlorofluoromethane	mg/kg	0.006		<0.006	<0.006	<0.006	<0.006	<0.006	<0.006	<0.006
	Vinyl chloride	mg/kg	0.006	3.5	<0.006	<0.006	<0.006	<0.006	<0.006	<0.006	<0.006
	tert-Amyl methyl ether	mg/kg	0.01		<0.01	<0.01	<0.01	<0.01	<0.01	<0.01	<0.01
VOC/SVOC	1,2,3-trichlorobenzene	mg/kg	0.02	1800	<0.02	<0.02	<0.02	<0.02	<0.02	<0.02	<0.02
	1,2,4-trichlorobenzene	mg/kg	0.02	15000	<0.02	<0.02	<0.02	<0.02	<0.02	<0.02	<0.02
	1,2-dichlorobenzene	mg/kg	0.01	90000	<0.01	<0.01	<0.01	<0.01	<0.01	<0.01	<0.01
	1,3,5-Trichlorobenzene	mg/kg	0.02	1700	-	-	-	-	-	-	-
	1,3-dichlorobenzene	mg/kg	0.008	300	<0.008	<0.008	<0.008	<0.008	<0.008	<0.008	<0.008
	1,4-dichlorobenzene	mg/kg	0.005	17000	<0.005	<0.005	<0.005	<0.005	<0.005	<0.005	<0.005

				Location Code	WS02005	WS02005	WS02005	WS02005	WS02005	WS02005	WS02005
				Sample Depth Range	0.25-0.4	0.8-0.9	1-1.2	1.45-1.6	1.6-1.8	2.2-2.4	2.7-2.9
				Sampled Date Time	23/03/2020	23/03/2020	23/03/2020	24/03/2020	24/03/2020	24/03/2020	24/03/2020
				LQM S4UL Public Open Space (POS) Residential - 1% SOM (GAC)							
Chem_Group	ChemName	output unit	EQL								
	Chlorobenzene	mg/kg	0.005	11000	<0.005	<0.005	<0.005	<0.005	<0.005	<0.005	<0.005
	Hexachlorobutadiene	mg/kg	0.02	25	<0.02	<0.02	<0.02	<0.02	<0.02	<0.02	<0.02
SVOC	4-bromophenyl phenyl ether	mg/kg	0.1		<0.1	<0.1	<0.1	<0.1	<0.1	<0.1	<0.1
	4-nitroaniline	mg/kg	0.1		<0.1	<0.1	<0.1	<0.1	<0.1	<0.1	<0.1
	4-nitrophenol	mg/kg	0.1		<0.1	<0.1	<0.1	<0.1	<0.1	<0.1	<0.1
	2,4,5-trichlorophenol	mg/kg	0.1		<0.1	<0.1	<0.1	<0.1	<0.1	<0.1	<0.1
	2,4,6-trichlorophenol	mg/kg	0.1		<0.1	<0.1	<0.1	<0.1	<0.1	<0.1	<0.1
	2,4-dichlorophenol	mg/kg	0.1		<0.1	<0.1	<0.1	<0.1	<0.1	<0.1	<0.1
	2,4-dimethylphenol	mg/kg	0.1		<0.1	<0.1	<0.1	<0.1	<0.1	<0.1	<0.1
	2,4-dinitrotoluene	mg/kg	0.1		<0.1	<0.1	<0.1	<0.1	<0.1	<0.1	<0.1
	2,6-dinitrotoluene	mg/kg	0.1		<0.1	<0.1	<0.1	<0.1	<0.1	<0.1	<0.1
	2-chloronaphthalene	mg/kg	0.1		<0.1	<0.1	<0.1	<0.1	<0.1	<0.1	<0.1
	2-chlorophenol	mg/kg	0.1		<0.1	<0.1	<0.1	<0.1	<0.1	<0.1	<0.1
	2-methylnaphthalene	mg/kg	0.1		<0.1	<0.1	<0.1	<0.1	<0.1	<0.1	<0.1
	2-methylphenol	mg/kg	0.1		<0.1	<0.1	<0.1	<0.1	<0.1	<0.1	<0.1
	2-nitroaniline	mg/kg	0.1		<0.1	<0.1	<0.1	<0.1	<0.1	<0.1	<0.1
	2-nitrophenol	mg/kg	0.1		<0.1	<0.1	<0.1	<0.1	<0.1	<0.1	<0.1
	3-nitroaniline	mg/kg	0.1		<0.1	<0.1	<0.1	<0.1	<0.1	<0.1	<0.1
	4-chloro-3-methylphenol	mg/kg	0.1		<0.1	<0.1	<0.1	<0.1	<0.1	<0.1	<0.1
	4-chloroaniline	mg/kg	0.1		<0.1	<0.1	<0.1	<0.1	<0.1	<0.1	<0.1
	4-chlorophenyl phenyl ether	mg/kg	0.1		<0.1	<0.1	<0.1	<0.1	<0.1	<0.1	<0.1
	4-methylphenol	mg/kg	0.1		<0.1	<0.1	<0.1	<0.1	<0.1	<0.1	<0.1
	Azobenzene	mg/kg	0.1		<0.1	<0.1	<0.1	<0.1	<0.1	<0.1	<0.1
	Bis(2-chloroethoxy) methane	mg/kg	0.1		<0.1	<0.1	<0.1	<0.1	<0.1	<0.1	<0.1
	Bis(2-chloroethyl)ether	mg/kg	0.1		<0.1	<0.1	<0.1	<0.1	<0.1	<0.1	<0.1
	Bis(2-chloroisopropyl) ether	mg/kg	0.1		<0.1	<0.1	<0.1	<0.1	<0.1	<0.1	<0.1
	Bis(2-ethylhexyl) phthalate	mg/kg	0.1		<0.1	<0.1	<0.1	<0.1	<0.1	<0.1	<0.1
	Butyl benzyl phthalate	mg/kg	0.1		<0.1	<0.1	<0.1	<0.1	<0.1	<0.1	<0.1
	Carbazole	mg/kg	0.1		<0.1	<0.1	<0.1	<0.1	<0.1	<0.1	<0.1
	Dibenzofuran	mg/kg	0.1		<0.1	<0.1	<0.1	<0.1	<0.1	<0.1	<0.1
	Diethylphthalate	mg/kg	0.1		<0.1	<0.1	<0.1	<0.1	<0.1	<0.1	<0.1
	Dimethyl phthalate	mg/kg	0.1		<0.1	<0.1	<0.1	<0.1	<0.1	<0.1	<0.1
	Di-n-butyl phthalate	mg/kg	0.1		<0.1	<0.1	<0.1	<0.1	<0.1	<0.1	<0.1
	Di-n-octyl phthalate	mg/kg	0.1		<0.1	<0.1	<0.1	<0.1	<0.1	<0.1	<0.1
	Hexachlorobenzene	mg/kg	0.05	16	<0.1	<0.1	<0.1	<0.1	<0.1	<0.1	<0.1
	Hexachlorocyclopentadiene	mg/kg	0.1		<0.1	<0.1	<0.1	<0.1	<0.1	<0.1	<0.1
	Hexachloroethane	mg/kg	0.1		<0.1	<0.1	<0.1	<0.1	<0.1	<0.1	<0.1
	Isophorone	mg/kg	0.1		<0.1	<0.1	<0.1	<0.1	<0.1	<0.1	<0.1
	Nitrobenzene	mg/kg	0.1		<0.1	<0.1	<0.1	<0.1	<0.1	<0.1	<0.1
	N-nitrosodi-n-propylamine	mg/kg	0.1		<0.1	<0.1	<0.1	<0.1	<0.1	<0.1	<0.1
	Pentachloronitrobenzene	mg/kg	0.05		-	-	-	-	-	-	-
	Pentachlorophenol	mg/kg	0.1	60	<0.1	<0.1	<0.1	<0.1	<0.1	<0.1	<0.1
PCB	Heptachlorobiphenyl, 2,3,3,4,4,5,5- (PCB 189)	mg/kg	0.003		<0.003	<0.003	<0.003	<0.003	<0.003	<0.003	<0.003
	Hexachlorobiphenyl, 2,3,3,4,4,5- (PCB 156)	mg/kg	0.003		<0.003	<0.003	<0.003	<0.003	<0.003	<0.003	<0.003
	Hexachlorobiphenyl, 2,3,3,4,4,5- (PCB 157)	mg/kg	0.003		<0.003	<0.003	<0.003	<0.003	<0.003	<0.003	<0.003
	Hexachlorobiphenyl, 2,3,4,4,5,5- (PCB 167)	mg/kg	0.003		<0.003	<0.003	<0.003	<0.003	<0.003	<0.003	<0.003
	Hexachlorobiphenyl, 3,3,4,4,5,5- (PCB 169)	mg/kg	0.003		<0.003	<0.003	<0.003	<0.003	<0.003	<0.003	<0.003
	PCB 101	mg/kg	0.003		<0.003	<0.003	<0.003	<0.003	<0.003	<0.003	<0.003
	PCB 118	mg/kg	0.003		<0.003	<0.003	<0.003	<0.003	<0.003	<0.003	<0.003
	PCB 138	mg/kg	0.003		<0.003	<0.003	<0.003	<0.003	<0.003	<0.003	<0.003
	PCB 153	mg/kg	0.003		<0.003	<0.003	<0.003	<0.003	<0.003	<0.003	<0.003
	PCB 180	mg/kg	0.003		<0.003	<0.003	<0.003	<0.003	<0.003	<0.003	<0.003
	PCB 28	mg/kg	0.003		<0.003	<0.003	<0.003	<0.003	<0.003	<0.003	<0.003
	PCB 52	mg/kg	0.003		<0.003	<0.003	<0.003	<0.003	<0.003	<0.003	<0.003
	Pentachlorobiphenyl, 2,3,3,4,4- (PCB 105)	mg/kg	0.003		<0.003	<0.003	<0.003	<0.003	<0.003	<0.003	<0.003
	Pentachlorobiphenyl, 2,3,4,4,5- (PCB 114)	mg/kg	0.003		<0.003	<0.003	<0.003	<0.003	<0.003	<0.003	<0.003
	Pentachlorobiphenyl, 2,3,4,4,5- (PCB 123)	mg/kg	0.003		<0.003	<0.003	<0.003	<0.003	<0.003	<0.003	<0.003
	Pentachlorobiphenyl, 3,3,4,4,5- (PCB 126)	mg/kg	0.003		<0.003	<0.003	<0.003	<0.003	<0.003	<0.003	<0.003
	Tetrachlorobiphenyl, 3,3,4,4- (PCB 77)	mg/kg	0.003		<0.003	<0.003	<0.003	<0.003	<0.003	<0.003	<0.003
	Tetrachlorobiphenyl, 3,4,4,5- (PCB 81)	mg/kg	0.003		<0.003	<0.003	<0.003	<0.003	<0.003	<0.003	<0.003
	Total PCB 7 Congeners	mg/kg	0.021		<0.021	<0.021	<0.021	<0.021	<0.021	<0.021	<0.021
	Total PCB WHO 12	mg/kg	0.036		<0.036	<0.036	<0.036	<0.036	<0.036	<0.036	<0.036
Phenolics	Xylenols	mg/kg	0.015		<0.015	<0.015	<0.015	**0.048**	<0.015	<0.015	<0.015
	Cresol Total	mg/kg	0.01		<0.01	<0.01	<0.01	<0.01	<0.01	<0.01	<0.01
	Phenol	mg/kg	0.01	(dir)760[#8]	<0.01	<0.01	<0.01	<0.01	<0.01	<0.01	<0.01
	Phenols Monohydric	mg/kg	0.035		<0.035	<0.035	<0.035	**0.048**	<0.035	<0.035	<0.035
Organotins	Dibutyltin	mg/kg			-	-	-	-	-	-	-
	Monophenyltin	mg/kg			<0.02	<0.02	<0.02	<0.02	<0.02	<0.02	<0.02
	Diphenyltin	mg/kg			-	-	-	-	-	-	-
	Monobutyltin	mg/kg			-	-	-	-	-	-	-
	Tetrabutyltin	mg/kg			-	-	-	-	-	-	-
	Tributyltin	mg/kg			<0.02	<0.02	<0.02	<0.02	<0.02	<0.02	<0.02
	Triphenyltin	mg/kg			-	-	-	-	-	-	-
Pesticides	Heptachlor epoxide	mg/kg	0.05		-	-	-	-	-	-	-
	Tecnazene	mg/kg	0.05		-	-	-	-	-	-	-
	2,4,5-TP (Silvex)	mg/kg			-	-	-	-	-	-	-
	Hedonal	mg/kg			-	-	-	-	-	-	-

				Location Code	WS02005	WS02005	WS02005	WS02005	WS02005	WS02005	WS02005
				Sample Depth Range	0.25-0.4	0.8-0.9	1-1.2	1.45-1.6	1.6-1.8	2.2-2.4	2.7-2.9
				Sampled Date Time	23/03/2020	23/03/2020	23/03/2020	24/03/2020	24/03/2020	24/03/2020	24/03/2020
			LQM S4UL Public Open Space (POS) Residential - 1% SOM (GAC)								
Chem_Group	ChemName	output unit	EQL								
	2,4-DDT	mg/kg	0.05		-	-	-	-	-	-	-
	2,4-Dichlorprop	mg/kg			-	-	-	-	-	-	-
	4-(2,4-Dichlorophenoxy)butyric Acid (2,4-DB)	mg/kg			-	-	-	-	-	-	-
	4,4-DDE	mg/kg	0.05		-	-	-	-	-	-	-
	a-BHC	mg/kg	0.05	24	-	-	-	-	-	-	-
	Aldrin	mg/kg	0.05	18	-	-	-	-	-	-	-
	Atrazine	mg/kg	0.05	1200	-	-	-	-	-	-	-
	Azinophos methyl	mg/kg	0.05		-	-	-	-	-	-	-
	b-BHC	mg/kg	0.05	8.1	-	-	-	-	-	-	-
	Bentazone	mg/kg			-	-	-	-	-	-	-
	Chlordane (cis)	mg/kg	0.05		-	-	-	-	-	-	-
	Chlordane (trans)	mg/kg	0.05		-	-	-	-	-	-	-
	Chlorfenvinphos	mg/kg	0.05		-	-	-	-	-	-	-
	Chlorotoluron	mg/kg			-	-	-	-	-	-	-
	Chlorpyrifos-methyl	mg/kg	0.05		-	-	-	-	-	-	-
	Cyanazine	mg/kg			-	-	-	-	-	-	-
	d-BHC	mg/kg	0.05		-	-	-	-	-	-	-
	DDD	mg/kg	0.05		-	-	-	-	-	-	-
	DDT	mg/kg	0.05		-	-	-	-	-	-	-
	Chlorothalonil	mg/kg	0.05		-	-	-	-	-	-	-
	Diazinon	mg/kg	0.05		-	-	-	-	-	-	-
	Dichlorvos	mg/kg	0.05	16	-	-	-	-	-	-	-
	Dieldrin	mg/kg	0.05	18	-	-	-	-	-	-	-
	Dimethoate	mg/kg	0.05		-	-	-	-	-	-	-
	Disulfoton	mg/kg	0.05		-	-	-	-	-	-	-
	Diuron	mg/kg			-	-	-	-	-	-	-
	Endosulfan I	mg/kg	0.05	1200	-	-	-	-	-	-	-
	Endosulfan II	mg/kg	0.05		-	-	-	-	-	-	-
	Endosulfan sulphate	mg/kg	0.05		-	-	-	-	-	-	-
	Endrin	mg/kg	0.05		-	-	-	-	-	-	-
	Fenitrothion	mg/kg	0.05		-	-	-	-	-	-	-
	Fenthion	mg/kg	0.05		-	-	-	-	-	-	-
	Fluroxypyr	mg/kg			-	-	-	-	-	-	-
	g-BHC (Lindane)	mg/kg	0.05	8.2	-	-	-	-	-	-	-
	Heptachlor	mg/kg	0.05		-	-	-	-	-	-	-
	Isodrin	mg/kg	0.05		-	-	-	-	-	-	-
	Isoproturon	mg/kg			-	-	-	-	-	-	-
	Linuron	mg/kg			-	-	-	-	-	-	-
	Malathion	mg/kg	0.05		-	-	-	-	-	-	-
	2-Methyl-4-chlorophenoxyacetic acid	mg/kg			-	-	-	-	-	-	-
	2-Methyl-4-Chlorophenoxy Butanoic Acid	mg/kg			-	-	-	-	-	-	-
	Mecoprop	mg/kg			-	-	-	-	-	-	-
	Methoxychlor	mg/kg	0.05		-	-	-	-	-	-	-
	Methyl parathion	mg/kg	0.05		-	-	-	-	-	-	-
	Mevinphos (Phosdrin)	mg/kg	0.05		-	-	-	-	-	-	-
	Nitroguanidine	mg/kg			-	-	-	-	-	-	-
	o,p-DDD	mg/kg	0.05		-	-	-	-	-	-	-
	o,p'-DDE	mg/kg	0.05		-	-	-	-	-	-	-
	o,p-Methoxychlor	mg/kg	0.05		-	-	-	-	-	-	-
	Parathion	mg/kg	0.05		-	-	-	-	-	-	-
	Pendimethalin	mg/kg	0.05		-	-	-	-	-	-	-
	Permethrin	mg/kg	0.05		-	-	-	-	-	-	-

			Location Code	WS02005	WS02005	WS02005	WS02005	WS02005	WS02005	WS02005
			Sample Depth Range	0.25-0.4	0.8-0.9	1-1.2	1.45-1.6	1.6-1.8	2.2-2.4	2.7-2.9
			Sampled Date Time	23/03/2020	23/03/2020	23/03/2020	24/03/2020	24/03/2020	24/03/2020	24/03/2020
			LQM S4UL Public Open Space (POS) Residential - 1% SOM (GAC)							
Chem Group	**ChemName**	**output unit**	**EQL**							
	Permethrin II	mg/kg	0.05	-	-	-	-	-	-	-
	Phorate	mg/kg	0.05	-	-	-	-	-	-	-
	Prometryn	mg/kg	0.05	-	-	-	-	-	-	-
	Pronamide	mg/kg	0.05	-	-	-	-	-	-	-
	Propazine	mg/kg	0.05	-	-	-	-	-	-	-
	Simazine	mg/kg	0.05	-	-	-	-	-	-	-
	Terbutryn	mg/kg	0.05	-	-	-	-	-	-	-
	Terbutylazine	mg/kg	0.05	-	-	-	-	-	-	-
	Triadimefon	mg/kg	0.05	-	-	-	-	-	-	-
	Triallate	mg/kg	0.05	-	-	-	-	-	-	-
	Triclopyr	mg/kg		-	-	-	-	-	-	-
	Trifluralin	mg/kg	0.05	-	-	-	-	-	-	-
	Telodrin	mg/kg	0.05	-	-	-	-	-	-	-
Radionuclides	Caesium-137	Bq/kg	1.4	-	-	-	-	-	-	-
	Protactinium-234m	Bq/kg	140	-	-	-	-	-	-	-
	Americium-241	Bq/g	0.0022	-	-	-	-	-	-	-
	Beryllium-7	Bq/g	0.016	-	-	-	-	-	-	-
	Cobalt-60	Bq/g	0.0015	-	-	-	-	-	-	-
	Gross alpha	Bq/kg	54	-	-	-	-	-	-	-
	Gross beta	Bq/kg	87	-	-	-	-	-	-	-
	Lead-210	Bq/kg	22	-	-	-	-	-	-	-
	Potassium-40	Bq/kg	2	-	-	-	-	-	-	-
	Radium -224	Bq/g	0.022	-	-	-	-	-	-	-
	Radium-226	Bq/g	0.0005	-	-	-	-	-	-	-
	Thorium-228	Bq/g	0.0005	-	-	-	-	-	-	-
	Thorium-230	Bq/g	0.0005	-	-	-	-	-	-	-
	Thorium-232	Bq/g	0.0005	-	-	-	-	-	-	-
	Thorium-234	Bq/g	0.025	-	-	-	-	-	-	-
	Uranium-234	Bq/g	0.0005	-	-	-	-	-	-	-
	Uranium-235	Bq/g	0.0005	-	-	-	-	-	-	-
SVOC TIC	SVOC TICS - Detect	Detect		1	1	0	0	0	0	0
	SVOC Tentatively Identified Compounds	mg/kg	0.1	3.15	1.18	<1	<1	<1	<1	<1
VOC TIC	VOC Tentatively Identified Compounds	mg/kg	0.05	<0.05	<0.05	<0.05	<0.05	<0.05	<0.05	<0.05
Explosives	2,2,4,4,6,6-Hexanitrostilbene	mg/kg		-	-	-	-	-	-	-
	2,4,6-Trinitrotoluene (TNT)	mg/kg		130	-	-	-	-	-	-	-
	2,4,6-trinitrophenyl	mg/kg			-	-	-	-	-	-	-
	HMX	mg/kg		13000	-	-	-	-	-	-	-
	Ethylene glycol dinitrate	mg/kg			-	-	-	-	-	-	-
	Nitrocellulose (12% N)	mg/kg			-	-	-	-	-	-	-
	Nitroglycerine	mg/kg			-	-	-	-	-	-	-
	PETN	mg/kg			-	-	-	-	-	-	-
	RDX	mg/kg		26000	-	-	-	-	-	-	-
	Tetryl	mg/kg			-	-	-	-	-	-	-
NA	Actinium-228	Bq/kg	2		-	-	-	-	-	-	-
	Caesium-134	Bq/kg	1.7		-	-	-	-	-	-	-
	Bismuth-212	Bq/kg	19		-	-	-	-	-	-	-
	Bismuth-214	Bq/kg	2		-	-	-	-	-	-	-
	Lead-212	Bq/kg	2		-	-	-	-	-	-	-
	Lead-214	Bq/kg	2		-	-	-	-	-	-	-
	Thallium-208	Bq/kg	2		-	-	-	-	-	-	-
Other	Temperature	°C			20	19.2	19.9	14.4	16.3	18	18.5
	Conductivity @ 20oC	uS/cm	14		326 - 355	414 - 433	316 - 356	603 - 628	440 - 449	329 - 351	204 - 209
	Organic Matter	%	0.35		-	-	-	-	-	-	-
	Moisture Content (dried @35oC)	%			11	19	18	17	23	11	19
	pH (Lab)	pH Units	1		8.32 - 8.57	8.33 - 8.54	8.38 - 8.55	8.06 - 8.51	7.85 - 8.3	8.27 - 8.58	8.1 - 8.94
	Total Organic Carbon	%	0.2		0.79	0.723	2.56	2.15	0.776	0.218	<0.2

Environmental Standards Comments
#1:GAC is only presented as speciated chromium. 7.7mg/kg is used for hexavalent. If hexavalent chromium (CrVI) data is available, a value of 1,500mg/kg may be appropriate for the remaining trivalent chromium (CrIII).
#2:C4SL for lead adopted
#3:GAC only presented as speciated mercury. 16mg/kg is used for elemental mercury. If the CSM indicates that elemental mercury is not a CoC and mercury is present in an inorganic form, a value of 120mg/kg for inorganic mercury may be appropriate
#4:Updated S4UL for nickel
#5:S4UL exceeds solubility saturation limit
#6:Criteria derived for Ali>C16-C35 split between Ali>C16-21 & Ali>C21-35. Requires summation of fractions to use Ali>C16-C35 criteria.
#7:Criteria presented is for p-xylene. A separate value is presented for o-xylene.
#8:S4UL based on a threshold protective of direct skin contact with phenol

Key

<0.6	Result MDL exceeds GAC
27.8	Result exceeds GAC

Notes
Where a range is given a determinand has been analysed for by more than one method

				Location_Code	WS02006	WS02006	WS02006	WS02006	WS02007	WS02007	WS02007
				Sample_Depth_Range	0.05-0.05	0.2-0.2	0.2-0.2	1.3-1.5	0.1-0.1	0.1-0.1	0.2-0.2
				Sampled_Date_Time	05/05/2020	05/05/2020	05/05/2020	13/05/2020	27/04/2020	27/04/2020	27/04/2020
				LQM S4UL Public Open Space (POS) Residential - 1% SOM (GAC)							
Chem_Group	**ChemName**	**output unit**	**EQL**								
Metals	Antimony	mg/kg	0.6		-	<0.6	-	<0.6	1.16	-	13.2
	Arsenic	mg/kg	0.6	79	9.68	5.6	-	<0.6	11.9	-	14.3
	Barium	mg/kg	0.6		-	-	-	-	-	-	-
	Beryllium	mg/kg	0.01	2.2	-	-	-	-	-	-	-
	Boron	mg/kg	1	21000	<1	<1	-	<1	<1	-	<1
	Cadmium	mg/kg	0.02	120	0.547	0.376	-	0.307	0.491	-	0.514
	Chromium (hexavalent)	mg/kg	0.6	7.7	<0.6	<0.6	-	<0.6	<0.6	-	<0.6
	Chromium	mg/kg	0.9	#1	20.9	11.7	-	<0.9	36.4	-	25
	Copper	mg/kg	1.4	12000	9.71	6.13	-	<1.4	20.4	-	76.3
	Lead	mg/kg	0.7	630#2	38.6	20.2	-	<0.7	49.5	-	350
	Mercury	mg/kg	0.14	#3	<0.14	<0.14	-	<0.14	<0.14	-	<0.14
	Molybdenum	mg/kg	0.1		-	<0.1	-	<0.1	0.322	-	1.09
	Nickel	mg/kg	0.2	230#4	24.8	14.7	-	3.53	37.6	-	28.3
	Selenium	mg/kg	1	1100	<1	<1	-	<1	<1	-	<1
	Vanadium	mg/kg	0.2	2000	-	19	-	1.09	47.7	-	39.3
	Zinc	mg/kg	1.9	81000	56.2	38.1	-	8.3	103	-	271
Asbestos	Anthophyllite	Detect			0	0	-	0	0	-	0
	Asbestos Analysts Comments	-			-	-	-	-	-	-	-
	Asbestos PCOM Quantification	%	0.001		-	-	-	-	-	-	-
	Asbestos Quantification Total	%	0.001		-	-	-	-	-	-	-
	Asbestos: Actinolite	Detect			0	0	-	0	0	-	0
	Additional Asbestos Components (Using TM048)	Comment			-	-	-	-	-	-	-
	Crocidolite Asbestos	Detect			0	0	-	0	0	-	0
	Asbestos Gravimetric Quantification	%	0.001		-	-	-	-	-	-	-
	Chrysotile Asbestos	Detect			0	0	-	0	0	-	0
	Amosite Asbestos	Detect			0	0	-	0	0	-	1
	Non-Asbestos Fibre	Detect			0	0	-	0	0	-	0
	Tremolite	Detect			0	0	-	0	0	-	0
Inorganics	Alkalinity (total) as CaCO3	mg/kg	10		-	-	-	-	-	-	-
	Ammoniacal Nitrogen as N	mg/kg	12		-	-	-	<12	84.5	-	<12
	Cyanide (Free)	mg/kg	1		<1	<1	-	<1	<1	-	<1
	Cyanide Total	mg/kg	1		<1	<1	-	<1	<1	-	<1
	cyanides-complex	mg/kg	1		<1	<1	-	<1	<1	-	<1
	Nitrite (as N)	mg/kg	0.03		-	-	-	-	-	-	-
	Sulphate	mg/kg	200		-	-	-	-	-	-	-
PAH	Naphthalene	mg/kg	0.009	4900	0.109	1.79	-	<0.009	<0.1 - 0.0111	-	<0.045
	Acenaphthene	mg/kg	0.008	15000	1.98	1.03	-	<0.008	<0.1 - 0.0205	-	<0.04
	Acenaphthylene	mg/kg	0.012	15000	0.211	0.137	-	<0.012	<0.1 - 0.0409	-	0.12 - 0.14
	Fluoranthene	mg/kg	0.017	3100	27.6	11.9	-	<0.017	0.917 - 3.12	-	2.16 - 2.55
	Anthracene	mg/kg	0.016	74000	5.22	2.23	-	<0.016	0.0828 - 0.417	-	0.186 - 0.477
	Phenanthrene	mg/kg	0.015	3100	23.3	8.97	-	<0.015	0.417 - 1.95	-	0.863 - 0.942
	Fluorene	mg/kg	0.01	9900	1.76	1.12	-	<0.01	<0.1 - 0.0194	-	<0.05
	Chrysene	mg/kg	0.01	57	8.83	4.12	-	<0.01	0.424 - 1.2	-	1.24 - 1.47
	Pyrene	mg/kg	0.015	7400	21.3	9.45	-	<0.015	0.76 - 2.9	-	2.23 - 2.3
	Benzo(a)anthracene	mg/kg	0.014	29	9.35	4.38	-	<0.014	0.391 - 1.23	-	1.1 - 1.4
	Benzo(b)fluoranthene	mg/kg	0.015	7.1	10.2	5.16	-	<0.015	0.525 - 0.988	-	1.09 - 2.15
	Benzo(k)fluoranthene	mg/kg	0.014	190	4.15	1.98	-	<0.014	0.228 - 0.834	-	0.788 - 1.09
	Benzo(a)pyrene	mg/kg	0.015	5.7	7.71	3.81	-	<0.015	0.479 - 1.12	-	1.32 - 1.71
	Dibenz(a,h)anthracene	mg/kg	0.023	0.57	0.765	0.362	-	<0.023	<0.1 - 0.0666	-	<0.1 - 0.214
	Benzo(g,h,i)perylene	mg/kg	0.024	640	4.34	2.31	-	<0.024	0.375 - 0.681	-	0.885 - 1.26
	Indeno(1,2,3-c,d)pyrene	mg/kg	0.018	82	4.51	2.26	-	<0.018	0.396 - 0.714	-	0.853 - 1.3
	PAH 16 Total	mg/kg	0.118		131	61	-	<0.118	5.15	-	16.7
TPH CWG	>C5-C6 Aliphatics	mg/kg	0.01	(sol)570000#5	-	<0.01	-	<0.01	<0.01	-	<0.01
	>C6-C8 Aliphatics	mg/kg	0.01	600000	-	<0.01	-	<0.01	<0.01	-	<0.01
	>C10-C44 Aliphatics	mg/kg	5		-	<5	-	<5	17.1	-	22.3
	>C10-C44 Aliphatics/Aromatics	mg/kg	10		-	143	-	<10	44.6	-	103
	>C8-C10 Aliphatics	mg/kg	0.01	13000	-	<0.01	-	<0.01	<0.01	-	<0.01
	>C10-C12 Aliphatics	mg/kg	0.01	13000	-	<1	-	<1	<1	-	<1
	>C12-C16 Aliphatics	mg/kg	0.1	13000	-	<1	-	<1	<1	-	<1
	>C16-C21 Aliphatics	mg/kg	0.1	125000#6	-	<1	-	<1	<1	-	2.22
	>C21-C35 Aliphatics	mg/kg	0.1	125000#6	-	2.92	-	<1	15.8	-	18.1
	>C35-C44 Aliphatics	mg/kg	0.1	250000	-	<1	-	<1	<1	-	1.05
	>C5-C10 Aliphatics	mg/kg	0.05		-	<0.05	-	<0.05	<0.05	-	<0.05
	Total Aliphatics >C12-C44	mg/kg	0.1		-	-	-	-	-	-	-
	>EC5-EC10 Aromatics	mg/kg	0.05		-	<0.05	-	<0.05	<0.05	-	<0.05
	>EC6-EC7 Aromatics	mg/kg	0.01		-	<0.01	-	<0.01	<0.01	-	<0.01
	>EC7-EC8 Aromatics	mg/kg	0.01	56000	-	<0.01	-	<0.01	<0.01	-	<0.01
	>EC8-EC10 Aromatics	mg/kg	0.01	5000	-	<0.01	-	<0.01	<0.01	-	<0.01
	>EC10-EC12 Aromatics	mg/kg	0.01	5000	-	<1	-	<1	<1	-	<1
	>EC10-EC44 Aromatics	mg/kg	5		-	140	-	<5	27.5	-	80.9
	>EC12-EC16 Aromatics	mg/kg	0.1	5100	-	5.09	-	<1	<1	-	<1
	>EC16-EC21 Aromatics	mg/kg	0.1	3800	-	40	-	<1	5.05	-	12.9
	>EC21-EC35 Aromatics	mg/kg	0.1	3800	-	82.6	-	<1	20	-	60.1
	>EC35-EC44 Aromatics	mg/kg	0.1	3800	-	12	-	<1	2.4	-	7.61
	>EC40-EC44 Aromatics	mg/kg	0.1		-	2.07	-	<1	<1	-	1.1
	>EC12-EC44 Aromatics	mg/kg	0.1		-	-	-	-	-	-	-
	TPH Aliphatics & Aromatics >C5-44	mg/kg	0.1		-	140	-	<10	44.6	-	103
TPH	>C5-C6	mg/kg	0.02		<0.02	-	-	-	-	-	-

				Location Code	WS02006	WS02006	WS02006	WS02006	WS02007	WS02007	WS02007
				Sample Depth Range	0.05-0.05	0.2-0.2	0.2-0.2	1.3-1.5	0.1-0.1	0.1-0.1	0.2-0.2
				Sampled Date Time	05/05/2020	05/05/2020	05/05/2020	13/05/2020	27/04/2020	27/04/2020	27/04/2020
				LQM S4UL Public Open Space (POS) Residential - 1% SOM (GAC)							
Chem_Group	**ChemName**	**output unit**	**EQL**								
	>C6-C7	mg/kg	0.02		<0.02	-	-	-	-	-	-
	>C7-C8	mg/kg	0.02		<0.02	-	-	-	-	-	-
	>C8-C10	mg/kg	0.02		<0.02	-	-	-	-	-	-
	>C10-C12	mg/kg	0.02		<0.02	-	-	-	-	-	-
	>C12-C16	mg/kg	35		<175	-	-	-	-	-	-
	>C16-C21	mg/kg	35		<175	-	-	-	-	-	-
	>C21-C28	mg/kg	35		<175	-	-	-	-	-	-
	>C28-C35	mg/kg	35		<175	-	-	-	-	-	-
	>C35-C40	mg/kg	35		<175	-	-	-	-	-	-
	GRO >C5-10	mg/kg	0.02		-	<0.02	-	<0.02	<0.02	-	<0.02
	TPH >C6-C40	mg/kg	10		-	-	-	-	-	-	-
	EPH>C5-40	mg/kg	35		-	-	-	-	-	-	-
	EPH >C10-40	mg/kg	35		232	-	-	-	-	-	-
	GRO >C5-12	mg/kg	0.1		<0.1	-	-	-	-	-	-
	Total Petroleum Hydrocarbons	mg/kg	35		232	-	-	-	-	-	-
BTEX and MTBE	Benzene	mg/kg	0.009	72	<0.18	<0.009	-	<0.009	<0.18	-	<0.18
	Toluene	mg/kg	0.007	56000	<0.14	<0.007	-	<0.007	<0.14	-	<0.14
	Ethylbenzene	mg/kg	0.004	24000	<0.08	<0.004	-	<0.004	<0.08	-	<0.08
	Xylene (m & p)	mg/kg	0.01	41000[#7]	<0.2	<0.01	-	<0.01	<0.2	-	<0.2
	Xylene (o)	mg/kg	0.01	41000	<0.2	<0.01	-	<0.01	<0.2	-	<0.2
	Xylene Total	mg/kg	0.02		-	<0.02	-	<0.02	<0.4	-	<0.4
	MTBE	mg/kg	0.01		<0.2	<0.01	-	<0.01	<0.2	-	<0.2
	Total BTEX	mg/kg	0.04		<0.8	<0.04	-	<0.04	<0.8	-	<0.8
VOC	Styrene	mg/kg	0.01		-	-	-	-	<0.2	-	<0.2
	cis-1,3-dichloropropene	mg/kg	0.01		-	-	-	-	<0.2	-	<0.2
	trans-1,3-dichloropropene	mg/kg	0.01		-	-	-	-	<0.2	-	<0.2
	1,1,1,2-tetrachloroethane	mg/kg	0.01	1400	-	-	-	-	<0.2	-	<0.2
	1,1,1-trichloroethane	mg/kg	0.007	140000	-	-	-	-	<0.14	-	<0.14
	1,1,2,2-tetrachloroethane	mg/kg	0.01	1400	-	-	-	-	<0.2	-	<0.2
	1,1,2-trichloroethane	mg/kg	0.01		-	-	-	-	<0.2	-	<0.2
	1,1-dichloroethane	mg/kg	0.008		-	-	-	-	<0.16	-	<0.16
	1,1-dichloroethene	mg/kg	0.01		-	-	-	-	<0.2	-	<0.2
	1,1-dichloropropene	mg/kg	0.01		-	-	-	-	<0.2	-	<0.2
	1,2,3-trichloropropane	mg/kg	0.016		-	-	-	-	<0.32	-	<0.32
	1,2,4-trimethylbenzene	mg/kg	0.009		-	-	-	-	<0.18	-	<0.18
	1,2-dibromo-3-chloropropane	mg/kg	0.014		-	-	-	-	<0.28	-	<0.28
	1,2-dibromoethane	mg/kg	0.01		-	-	-	-	<0.2	-	<0.2
	1,2-dichloroethane	mg/kg	0.005	29	-	-	-	-	<0.1	-	<0.1
	1,2-dichloropropane	mg/kg	0.01		-	-	-	-	<0.2	-	<0.2
	1,3,5-trimethylbenzene	mg/kg	0.008		-	-	-	-	<0.16	-	<0.16
	1,3-dichloropropane	mg/kg	0.007		-	-	-	-	<0.14	-	<0.14
	2,2-dichloropropane	mg/kg	0.01		-	-	-	-	<0.2	-	<0.2
	2-chlorotoluene	mg/kg	0.009		-	-	-	-	<0.18	-	<0.18
	4-chlorotoluene	mg/kg	0.01		-	-	-	-	<0.2	-	<0.2
	Bromobenzene	mg/kg	0.01		-	-	-	-	<0.2	-	<0.2
	Bromochloromethane	mg/kg	0.01		-	-	-	-	<0.2	-	<0.2
	Bromodichloromethane	mg/kg	0.007		-	-	-	-	<0.14	-	<0.14
	Bromoform	mg/kg	0.01		-	-	-	-	<0.2	-	<0.2
	Bromomethane	mg/kg	0.01		-	-	-	-	<0.2	-	<0.2
	Carbon disulfide	mg/kg	0.007	11000	-	-	-	-	<0.14	-	<0.14
	Carbon tetrachloride	mg/kg	0.01	890	-	-	-	-	<0.2	-	<0.2
	Chlorodibromomethane	mg/kg	0.01		-	-	-	-	<0.2	-	<0.2
	Chloroethane	mg/kg	0.01		-	-	-	-	<0.2	-	<0.2
	Chloroform	mg/kg	0.008	2500	-	-	-	-	<0.16	-	<0.16
	Chloromethane	mg/kg	0.007		-	-	-	-	<0.14	-	<0.14
	cis-1,2-dichloroethene	mg/kg	0.006		-	-	-	-	<0.12	-	<0.12
	Dibromomethane	mg/kg	0.009		-	-	-	-	<0.18	-	<0.18
	Dichlorodifluoromethane	mg/kg	0.006		-	-	-	-	<0.12	-	<0.12
	Dichloromethane	mg/kg	0.01		-	-	-	-	<0.2	-	<0.2
	Isopropylbenzene	mg/kg	0.005		-	-	-	-	<0.1	-	<0.1
	n-butylbenzene	mg/kg	0.011		-	-	-	-	<0.22	-	<0.22
	n-propylbenzene	mg/kg	0.01		-	-	-	-	<0.2	-	<0.2
	p-isopropyltoluene	mg/kg	0.01		-	-	-	-	<0.2	-	<0.2
	sec-butylbenzene	mg/kg	0.01		-	-	-	-	<0.2	-	<0.2
	Trichloroethene	mg/kg	0.009	120	-	-	-	-	<0.18	-	<0.18
	tert-butylbenzene	mg/kg	0.014		-	-	-	-	<0.28	-	<0.28
	Tetrachloroethene	mg/kg	0.005	1400	-	-	-	-	<0.1	-	<0.1
	trans-1,2-dichloroethene	mg/kg	0.01		-	-	-	-	<0.2	-	<0.2
	Trichlorofluoromethane	mg/kg	0.006		-	-	-	-	<0.12	-	<0.12
	Vinyl chloride	mg/kg	0.006	3.5	-	-	-	-	<0.12	-	<0.12
	tert-Amyl methyl ether	mg/kg	0.01		-	-	-	-	<0.2	-	<0.2
VOC/SVOC	1,2,3-trichlorobenzene	mg/kg	0.02	1800	-	-	-	-	<0.4	-	<0.4
	1,2,4-trichlorobenzene	mg/kg	0.02	15000	-	-	-	-	<0.1	-	<0.1
	1,2-dichlorobenzene	mg/kg	0.01	90000	-	-	-	-	<0.1	-	<0.1
	1,3,5-Trichlorobenzene	mg/kg	0.02	1700	-	-	-	-	-	-	-
	1,3-dichlorobenzene	mg/kg	0.008	300	-	-	-	-	<0.1	-	<0.1
	1,4-dichlorobenzene	mg/kg	0.005	17000	-	-	-	-	<0.1	-	<0.1

				Location Code	WS02006	WS02006	WS02006	WS02006	WS02007	WS02007	WS02007
				Sample Depth Range	0.05-0.05	0.2-0.2	0.2-0.2	1.3-1.5	0.1-0.1	0.1-0.1	0.2-0.2
				Sampled Date Time	05/05/2020	05/05/2020	05/05/2020	13/05/2020	27/04/2020	27/04/2020	27/04/2020
				LQM S4UL Public Open Space (POS) Residential - 1% SOM (GAC)							
Chem_Group	**ChemName**	**output unit**	**EQL**								
	Chlorobenzene	mg/kg	0.005	11000	-	-	-	-	<0.1	-	<0.1
	Hexachlorobutadiene	mg/kg	0.02	25	-	-	-	-	<0.1	-	<0.1
SVOC	4-bromophenyl phenyl ether	mg/kg	0.1		-	-	-	-	<0.1	-	<0.1
	4-nitroaniline	mg/kg	0.1		-	-	-	-	<0.1	-	<0.1
	4-nitrophenol	mg/kg	0.1		-	-	-	-	<0.1	-	<0.1
	2,4,5-trichlorophenol	mg/kg	0.1		-	-	-	-	<0.01	-	<0.1
	2,4,6-trichlorophenol	mg/kg	0.1		-	-	-	-	<0.1	-	<0.1
	2,4-dichlorophenol	mg/kg	0.1		-	-	-	-	<0.1	-	<0.1
	2,4-dimethylphenol	mg/kg	0.1		-	-	-	-	<0.1	-	<0.1
	2,4-dinitrotoluene	mg/kg	0.1		-	<5	-	-	<0.1	-	<0.1
	2,6-dinitrotoluene	mg/kg	0.1		-	<5	-	-	<0.1	-	<0.1
	2-chloronaphthalene	mg/kg	0.1		-	-	-	-	<0.1	-	<0.1
	2-chlorophenol	mg/kg	0.1		-	-	-	-	<0.1	-	<0.1
	2-methylnaphthalene	mg/kg	0.1		-	-	-	-	<0.1	-	<0.1
	2-methylphenol	mg/kg	0.1		-	-	-	-	<0.1	-	<0.1
	2-nitroaniline	mg/kg	0.1		-	-	-	-	<0.1	-	<0.1
	2-nitrophenol	mg/kg	0.1		-	-	-	-	<0.1	-	<0.1
	3-nitroaniline	mg/kg	0.1		-	-	-	-	<0.1	-	<0.1
	4-chloro-3-methylphenol	mg/kg	0.1		-	-	-	-	<0.1	-	<0.1
	4-chloroaniline	mg/kg	0.1		-	-	-	-	<0.1	-	<0.1
	4-chlorophenyl phenyl ether	mg/kg	0.1		-	-	-	-	<0.1	-	<0.1
	4-methylphenol	mg/kg	0.1		-	-	-	-	<0.1	-	<0.1
	Azobenzene	mg/kg	0.1		-	-	-	-	<0.1	-	<0.1
	Bis(2-chloroethoxy) methane	mg/kg	0.1		-	-	-	-	<0.1	-	<0.1
	Bis(2-chloroethyl)ether	mg/kg	0.1		-	-	-	-	<0.1	-	<0.1
	Bis(2-chloroisopropyl) ether	mg/kg	0.1		-	-	-	-	<0.1	-	<0.1
	Bis(2-ethylhexyl) phthalate	mg/kg	0.1		-	-	-	-	<0.1	-	<0.1
	Butyl benzyl phthalate	mg/kg	0.1		-	-	-	-	<0.1	-	<0.1
	Carbazole	mg/kg	0.1		-	-	-	-	0.165	-	<0.1
	Dibenzofuran	mg/kg	0.1		-	-	-	-	<0.1	-	<0.1
	Diethylphthalate	mg/kg	0.1		-	-	-	-	<0.1	-	<0.1
	Dimethyl phthalate	mg/kg	0.1		-	-	-	-	<0.1	-	<0.1
	Di-n-butyl phthalate	mg/kg	0.1		-	-	-	-	<0.1	-	<0.1
	Di-n-octyl phthalate	mg/kg	0.1		-	-	-	-	<0.1	-	<0.1
	Hexachlorobenzene	mg/kg	0.05	16	-	-	-	-	<0.1	-	<0.1
	Hexachlorocyclopentadiene	mg/kg	0.1		-	-	-	-	<0.1	-	<0.1
	Hexachloroethane	mg/kg	0.1		-	-	-	-	<0.1	-	<0.1
	Isophorone	mg/kg	0.1		-	-	-	-	<0.1	-	<0.1
	Nitrobenzene	mg/kg	0.1		-	-	-	-	<0.1	-	<0.1
	N-nitrosodi-n-propylamine	mg/kg	0.1		-	-	-	-	<0.1	-	<0.1
	Pentachloronitrobenzene	mg/kg	0.05		-	-	-	-	-	-	-
	Pentachlorophenol	mg/kg	0.1	60	-	-	-	-	<0.1	-	<0.1
PCB	Heptachlorobiphenyl, 2,3,3,4,4,5,5- (PCB 189)	mg/kg	0.003		-	-	-	<0.003	<0.003	-	<0.003
	Hexachlorobiphenyl, 2,3,3,4,4,5- (PCB 156)	mg/kg	0.003		-	-	-	<0.003	<0.003	-	<0.003
	Hexachlorobiphenyl, 2,3,3,4,4,5- (PCB 157)	mg/kg	0.003		-	-	-	<0.003	<0.003	-	<0.003
	Hexachlorobiphenyl, 2,3,4,4,5,5- (PCB 167)	mg/kg	0.003		-	-	-	<0.003	<0.003	-	<0.003
	Hexachlorobiphenyl, 3,3,4,4,5,5- (PCB 169)	mg/kg	0.003		-	-	-	<0.003	<0.003	-	<0.003
	PCB 101	mg/kg	0.003		-	-	-	<0.003	<0.003	-	<0.003
	PCB 118	mg/kg	0.003		-	-	-	<0.003	<0.003	-	<0.003
	PCB 138	mg/kg	0.003		-	-	-	<0.003	<0.003	-	<0.003
	PCB 153	mg/kg	0.003		-	-	-	<0.003	<0.003	-	<0.003
	PCB 180	mg/kg	0.003		-	-	-	<0.003	<0.003	-	<0.003
	PCB 28	mg/kg	0.003		-	-	-	<0.003	<0.003	-	<0.003
	PCB 52	mg/kg	0.003		-	-	-	<0.003	<0.003	-	<0.003
	Pentachlorobiphenyl, 2,3,3,4,4- (PCB 105)	mg/kg	0.003		-	-	-	<0.003	<0.003	-	<0.003
	Pentachlorobiphenyl, 2,3,4,4,5- (PCB 114)	mg/kg	0.003		-	-	-	<0.003	<0.003	-	<0.003
	Pentachlorobiphenyl, 2,3,4,4,5- (PCB 123)	mg/kg	0.003		-	-	-	<0.003	<0.003	-	<0.003
	Pentachlorobiphenyl, 3,3,4,4,5- (PCB 126)	mg/kg	0.003		-	-	-	<0.003	<0.003	-	<0.003
	Tetrachlorobiphenyl, 3,3,4,4- (PCB 77)	mg/kg	0.003		-	-	-	<0.003	<0.003	-	<0.003
	Tetrachlorobiphenyl, 3,4,4,5- (PCB 81)	mg/kg	0.003		-	-	-	<0.003	<0.003	-	<0.003
	Total PCB 7 Congeners	mg/kg	0.021		-	-	-	<0.021	<0.021	-	<0.021
	Total PCB WHO 12	mg/kg	0.036		-	-	-	<0.036	<0.036	-	<0.036
Phenolics	Xylenols	mg/kg	0.015		<0.015	<0.015	-	<0.015	<0.015	-	<0.015
	Cresol Total	mg/kg	0.01		0.0115	<0.01	-	<0.01	0.0329	-	0.0109
	Phenol	mg/kg	0.01	(dir)760[#8]	<0.01	<0.01	-	<0.01	<0.01	-	<0.01
	Phenols Monohydric	mg/kg	0.035		<0.035	<0.035	-	<0.035	<0.035	-	<0.035
Organotins	Dibutyltin	mg/kg			-	-	-	-	-	-	-
	Monophenyltin	mg/kg			-	-	-	<0.02	<0.02	-	<0.02
	Diphenyltin	mg/kg			-	-	-	-	-	-	-
	Monobutyltin	mg/kg			-	-	-	-	-	-	-
	Tetrabutyltin	mg/kg			-	-	-	-	-	-	-
	Tributyltin	mg/kg			-	-	-	<0.02	<0.02	-	<0.02
	Triphenyltin	mg/kg			-	-	-	-	-	-	-
Pesticides	Heptachlor epoxide	mg/kg	0.05		-	-	-	-	<0.1	-	-
	Tecnazene	mg/kg	0.05		-	-	-	-	-	-	-
	2,4,5-TP (Silvex)	mg/kg			-	-	-	-	<0.01	-	-
	Hedonal	mg/kg			-	-	-	-	<0.01	-	-

				Location_Code	WS02006	WS02006	WS02006	WS02006	WS02007	WS02007	WS02007
				Sample_Depth_Range	0.05-0.05	0.2-0.2	0.2-0.2	1.3-1.5	0.1-0.1	0.1-0.1	0.2-0.2
				Sampled_Date_Time	05/05/2020	05/05/2020	05/05/2020	13/05/2020	27/04/2020	27/04/2020	27/04/2020
				LQM S4UL Public Open Space (POS) Residential - 1% SOM (GAC)							
Chem_Group	ChemName	output unit	EQL								
	2,4-DDT	mg/kg	0.05		-	-	-	-	<0.1	-	-
	2,4-Dichlorprop	mg/kg			-	-	-	-	<0.01	-	-
	4-(2,4-Dichlorophenoxy)butyric Acid (2,4-DB)	mg/kg			-	-	-	-	<0.01	-	-
	4,4-DDE	mg/kg	0.05		-	-	-	-	<0.1	-	-
	a-BHC	mg/kg	0.05	24	-	-	-	-	<0.1	-	-
	Aldrin	mg/kg	0.05	18	-	-	-	-	<0.1	-	-
	Atrazine	mg/kg	0.05	1200	-	-	-	-	<0.1	-	-
	Azinophos methyl	mg/kg	0.05		-	-	-	-	<0.1	-	-
	b-BHC	mg/kg	0.05	8.1	-	-	-	-	<0.1	-	-
	Bentazone	mg/kg			-	-	-	-	<0.01	-	-
	Chlordane (cis)	mg/kg	0.05		-	-	-	-	<0.1	-	-
	Chlordane (trans)	mg/kg	0.05		-	-	-	-	<0.1	-	-
	Chlorfenvinphos	mg/kg	0.05		-	-	-	-	<0.1	-	-
	Chlorotoluron	mg/kg			-	-	-	-	<0.01	-	-
	Chlorpyrifos-methyl	mg/kg	0.05		-	-	-	-	<0.1	-	-
	Cyanazine	mg/kg			-	-	-	-	<0.01	-	-
	d-BHC	mg/kg	0.05		-	-	-	-	<0.1	-	-
	DDD	mg/kg	0.05		-	-	-	-	<0.1	-	-
	DDT	mg/kg	0.05		-	-	-	-	<0.1	-	-
	Chlorothalonil	mg/kg	0.05		-	-	-	-	-	-	-
	Diazinon	mg/kg	0.05		-	-	-	-	<0.1	-	-
	Dichlorvos	mg/kg	0.05	16	-	-	-	-	<0.1	-	-
	Dieldrin	mg/kg	0.05	18	-	-	-	-	<0.1	-	-
	Dimethoate	mg/kg	0.05		-	-	-	-	<0.1	-	-
	Disulfoton	mg/kg	0.05		-	-	-	-	-	-	-
	Diuron	mg/kg			-	-	-	-	<0.01	-	-
	Endosulfan I	mg/kg	0.05	1200	-	-	-	-	<0.1	-	-
	Endosulfan II	mg/kg	0.05		-	-	-	-	<0.1	-	-
	Endosulfan sulphate	mg/kg	0.05		-	-	-	-	-	-	-
	Endrin	mg/kg	0.05		-	-	-	-	<0.1	-	-
	Fenitrothion	mg/kg	0.05		-	-	-	-	<0.1	-	-
	Fenthion	mg/kg	0.05		-	-	-	-	<0.1	-	-
	Fluroxypyr	mg/kg			-	-	-	-	<0.01	-	-
	g-BHC (Lindane)	mg/kg	0.05	8.2	-	-	-	-	<0.1	-	-
	Heptachlor	mg/kg	0.05		-	-	-	-	<0.1	-	-
	Isodrin	mg/kg	0.05		-	-	-	-	<0.1	-	-
	Isoproturon	mg/kg			-	-	-	-	<0.01	-	-
	Linuron	mg/kg			-	-	-	-	<0.01	-	-
	Malathion	mg/kg	0.05		-	-	-	-	<0.1	-	-
	2-Methyl-4-chlorophenoxyacetic acid	mg/kg			-	-	-	-	<0.01	-	-
	2-Methyl-4-Chlorophenoxy Butanoic Acid	mg/kg			-	-	-	-	<0.01	-	-
	Mecoprop	mg/kg			-	-	-	-	<0.01	-	-
	Methoxychlor	mg/kg	0.05		-	-	-	-	<0.1	-	-
	Methyl parathion	mg/kg	0.05		-	-	-	-	<0.1	-	-
	Mevinphos (Phosdrin)	mg/kg	0.05		-	-	-	-	<0.1	-	-
	Nitroguanidine	mg/kg			-	<5	-	-	<5	-	-
	o,p-DDD	mg/kg	0.05		-	-	-	-	<0.1	-	-
	o,p'-DDE	mg/kg	0.05		-	-	-	-	<0.1	-	-
	o,p-Methoxychlor	mg/kg	0.05		-	-	-	-	-	-	-
	Parathion	mg/kg	0.05		-	-	-	-	<0.1	-	-
	Pendimethalin	mg/kg	0.05		-	-	-	-	<0.1	-	-
	Permethrin	mg/kg	0.05		-	-	-	-	-	-	-

				Location Code	WS02006	WS02006	WS02006	WS02006	WS02007	WS02007	WS02007
				Sample Depth Range	0.05-0.05	0.2-0.2	0.2-0.2	1.3-1.5	0.1-0.1	0.1-0.1	0.2-0.2
				Sampled Date Time	05/05/2020	05/05/2020	05/05/2020	13/05/2020	27/04/2020	27/04/2020	27/04/2020
				LQM S4UL Public Open Space (POS) Residential - 1% SOM (GAC)							
Chem Group	ChemName	output unit	EQL								
	Permethrin II	mg/kg	0.05		-	-	-	-	-	-	-
	Phorate	mg/kg	0.05		-	-	-	-	<0.1	-	-
	Prometryn	mg/kg	0.05		-	-	-	-	<0.1	-	-
	Pronamide	mg/kg	0.05		-	-	-	-	<0.1	-	-
	Propazine	mg/kg	0.05		-	-	-	-	<0.1	-	-
	Simazine	mg/kg	0.05		-	-	-	-	<0.1	-	-
	Terbutryn	mg/kg	0.05		-	-	-	-	<0.1	-	-
	Terbutylazine	mg/kg	0.05		-	-	-	-	<0.1	-	-
	Triadimefon	mg/kg	0.05		-	-	-	-	<0.1	-	-
	Triallate	mg/kg	0.05		-	-	-	-	-	-	-
	Tricloovr	mg/kg			-	-	-	-	<0.01	-	-
	Trifluralin	mg/kg	0.05		-	-	-	-	<0.1	-	-
	Telodrin	mg/kg	0.05		-	-	-	-	-	-	-
Radionuclides	Caesium-137	Bq/kg	1.4		-	-	<2	-	-	3.1	-
	Protactinium-234m	Bq/kg	140		-	-	<240	-	-	<210	-
	Americium-241	Bq/g	0.0022		-	-	<0.0024	-	-	<0.0025	-
	Beryllium-7	Bq/g	0.016		-	-	<0.023	-	-	<0.02	-
	Cobalt-60	Bq/g	0.0015		-	-	<0.0024	-	-	<0.0022	-
	Gross alpha	Bq/kg	54		-	-	80	-	-	268	-
	Gross beta	Bq/kg	87		-	-	227	-	-	530	-
	Lead-210	Bq/kg	22		-	-	<25	-	-	<24	-
	Potassium-40	Bq/kg	2		-	-	123	-	-	327	-
	Radium -224	Bq/g	0.022		-	-	<0.026	-	-	<0.024	-
	Radium-226	Bq/g	0.0005		-	-	<0.028 - 0.0077	-	-	<0.024 - 0.0217	-
	Thorium-228	Bq/g	0.0005		-	-	0.0075	-	-	0.0161	-
	Thorium-230	Bq/g	0.0005		-	-	0.0088	-	-	0.0282	-
	Thorium-232	Bq/g	0.0005		-	-	0.0121	-	-	0.0262	-
	Thorium-234	Bq/g	0.025		-	-	<0.029	-	-	<0.028	-
	Uranium-234	Bq/g	0.0005		-	-	0.0106	-	-	0.0178	-
	Uranium-235	Bq/g	0.0005		-	-	<0.0011	-	-	<0.0015	-
SVOC TIC	SVOC TICS - Detect	Detect			-	-	-	-	0	-	0
	SVOC Tentatively Identified Compounds	mg/kg	0.1		-	-	-	-	<1	-	<1
VOC TIC	VOC Tentatively Identified Compounds	mg/kg	0.05		-	-	-	-	<0.05	-	<0.05
Explosives	2,2,4,4,6,6-Hexanitrostilbene	mg/kg			-	<5	-	-	<5	-	-
	2,4,6-Trinitrotoluene (TNT)	mg/kg		130	-	<5	-	-	<5	-	-
	2,4,6-trinitrophenyl	mg/kg			-	<5	-	-	<5	-	-
	HMX	mg/kg		13000	-	<5	-	-	<5	-	-
	Ethylene glycol dinitrate	mg/kg			-	<5	-	-	<5	-	-
	Nitrocellulose (12% N)	mg/kg			-	<5000	-	-	<5000	-	-
	Nitroglycerine	mg/kg			-	<5	-	-	<5	-	-
	PETN	mg/kg			-	<5	-	-	<5	-	-
	RDX	mg/kg		26000	-	<5	-	-	<5	-	-
	Tetryl	mg/kg			-	<5	-	-	<5	-	-
NA	Actinium-228	Bq/kg	2		-	-	<9.5	-	-	27	-
	Caesium-134	Bq/kg	1.7		-	-	<2.4	-	-	<2.2	-
	Bismuth-212	Bq/kg	19		-	-	<27	-	-	<26	-
	Bismuth-214	Bq/kg	2		-	-	12.8	-	-	20.8	-
	Lead-212	Bq/kg	2		-	-	10.7	-	-	24.1	-
	Lead-214	Bq/kg	2		-	-	13.4	-	-	21.1	-
	Thallium-208	Bq/kg	2		-	-	<2.2	-	-	9.8	-
Other	Temperature	°C			14.4	13.6	-	18.3	16.5 - 16.9	-	15 - 19.1
	Conductivity @ 20oC	uS/cm	14		300 - 351	224 - 231	-	59.4 - 64.6	106 - 286	-	83.5 - 284
	Organic Matter	%	0.35		-	-	-	-	-	-	-
	Moisture Content (dried @35oC)	%			13	14	-	21	9	-	8.5
	pH (Lab)	pH Units	1		8.13 - 8.55	8.16 - 8.39	-	7.51 - 8.91	8.14 - 8.44	-	6.94 - 8.54
	Total Organic Carbon	%	0.2		1.52	0.78	-	<0.2	1.88	-	2.1

Environmental Standards Comments
#1:GAC is only presented as speciated chromium. 7.7mg/kg is used for hexavalent. If hexavalent chromium (CrVI) data is available, a value of 1,500mg/kg may be appropriate for the remaining trivalent chromium (CrIII).
#2:C4SL for lead adopted
#3:GAC only presented as speciated mercury. 16mg/kg is used for elemental mercury. If the CSM indicates that elemental mercury is not a CoC and mercury is present in an inorganic form, a value of 120mg/kg for inorganic mercury may be appropriate
#4:Updated S4UL for nickel
#5:S4UL exceeds solubility saturation limit
#6:Criteria derived for Ali>C16-C35 split between Ali>C16-21 & Ali>C21-35. Requires summation of fractions to use Ali>C16-C35 criteria.
#7:Criteria presented is for p-xylene. A separate value is presented for o-xylene.
#8:S4UL based on a threshold protective of direct skin contact with phenol

Key

<0.6	Result MDL exceeds GAC
27.8	Result exceeds GAC

Notes
Where a range is given a determinand has been analysed for by more than one method

				Location Code	WS02007	WS02007	WS02007	WS02008A	WS02008B	WS02008B	WS02008B
				Sample Depth Range	0.7-0.7	1-1	1.5-1.73	0.05-0.15	0.5-0.6	0.6-0.8	1.1-1.3
				Sampled Date Time	27/04/2020	27/04/2020	28/04/2020	16/10/2019	06/11/2019	06/11/2019	06/11/2019
				LQM S4UL Public Open Space (POS) Residential - 1% SOM (GAC)							
Chem Group	**ChemName**	**output unit**	**EQL**								
Metals	Antimony	mg/kg	0.6		<0.6	<0.6	<0.6	7.82	-	-	-
	Arsenic	mg/kg	0.6	79	6.06	5.46	<0.6	14.8	11	12.5	24.9
	Barium	mg/kg	0.6		-	-	-	-	-	-	-
	Beryllium	mg/kg	0.01	2.2	-	-	-	-	-	-	-
	Boron	mg/kg	1	21000	<1	<1	<1	1.74	1.65	<1	1.27
	Cadmium	mg/kg	0.02	120	0.417	0.391	0.281	0.962	0.726	0.747	3.07
	Chromium (hexavalent)	mg/kg	0.6	7.7	<0.6	<0.6	<0.6	<0.6	<0.6	<0.6	<0.6
	Chromium	mg/kg	0.9	[#1]	30	19.3	1.14	14.5	14.1	19.4	19.1
	Copper	mg/kg	1.4	12000	7.86	5.17	<1.4	86.3	83.4	19.4	153
	Lead	mg/kg	0.7	630[#2]	4.34	3.2	<0.7	240	161	747	935
	Mercury	mg/kg	0.14	[#3]	<0.14	<0.14	<0.14	0.312	<0.14	<0.14	<0.14
	Molybdenum	mg/kg	0.1		<0.1	<0.1	<0.1	1.89	-	-	-
	Nickel	mg/kg	0.2	230[#4]	30	23	4.7	41.4	19.1	14.6	36.1
	Selenium	mg/kg	1	1100	<1	<1	<1	<1	<1	<1	<1
	Vanadium	mg/kg	0.2	2000	31.9	21.9	2.76	40.5	-	-	-
	Zinc	mg/kg	1.9	81000	49.3	45.3	9.42	478	358	185	1300
Asbestos	Anthophyllite	Detect			0	0	0	0	0	0	0
	Asbestos Analysts Comments	-			-	-	-	-	-	-	-
	Asbestos PCOM Quantification	%	0.001		-	-	-	-	-	-	-
	Asbestos Quantification Total	%	0.001		-	-	-	-	-	-	-
	Asbestos: Actinolite	Detect			0	0	0	0	0	0	0
	Additional Asbestos Components (Using TM048)	Comment			-	-	-	-	-	-	-
	Crocidolite Asbestos	Detect			0	0	0	0	0	0	0
	Asbestos Gravimetric Quantification	%	0.001		-	-	-	-	-	-	-
	Chrysotile Asbestos	Detect			0	0	0	0	0	0	0
	Amosite Asbestos	Detect			0	0	0	0	0	0	0
	Non-Asbestos Fibre	Detect			0	0	0	0	0	1	1
	Tremolite	Detect			0	0	0	0	0	0	0
Inorganics	Alkalinity (total) as CaCO3	mg/kg	10		-	-	-	-	-	-	-
	Ammoniacal Nitrogen as N	mg/kg	12		<12	<12	<12	-	-	-	-
	Cyanide (Free)	mg/kg	1		<1	<1	<1	<1	<1	<1	<1
	Cyanide Total	mg/kg	1		<1	<1	<1	<1	<1	<1	<1
	cyanides-complex	mg/kg	1		<1	<1	<1	<1	<1	<1	<1
	Nitrite (as N)	mg/kg	0.03		-	-	-	-	-	-	-
	Sulphate	mg/kg	200		-	-	-	-	-	-	-
PAH	Naphthalene	mg/kg	0.009	4900	<0.013 - 0.0116	<0.009	0.405	<0.045	<0.045	<0.013 - 0.0144	<0.009
	Acenaphthene	mg/kg	0.008	15000	<0.008	<0.008	<0.008	0.0775	<0.04	<0.1 - 0.0154	<0.008
	Acenaphthylene	mg/kg	0.012	15000	<0.012	<0.012	<0.012	0.39	0.116 - 0.13	<0.1 - 0.0485	<0.1 - 0.0288
	Fluoranthene	mg/kg	0.017	3100	<0.017	<0.1 - 0.0253	<0.017	3.91	1.64 - 2.03	0.939 - 1.54	0.165 - 0.412
	Anthracene	mg/kg	0.016	74000	<0.016	<0.016	<0.016	0.359	0.128 - 0.189	0.0829 - 0.154	<0.1 - 0.0337
	Phenanthrene	mg/kg	0.015	3100	<0.015	<0.015	<0.015	1.56	0.606 - 0.861	0.304 - 0.933	<0.1 - 0.168
	Fluorene	mg/kg	0.01	9900	<0.01	<0.01	<0.01	0.117	<0.05	<0.1 - 0.0186	<0.01
	Chrysene	mg/kg	0.01	57	<0.01	<0.1 - 0.0127	<0.01	1.51	0.818 - 1.17	0.453 - 0.769	0.13 - 0.212
	Pyrene	mg/kg	0.015	7400	<0.015	<0.1 - 0.0238	<0.015	3.84	1.42 - 2.1	0.825 - 1.59	0.189 - 0.353
	Benzo(a)anthracene	mg/kg	0.014	29	<0.014	<0.014	<0.014	1.79	0.745 - 0.968	0.493 - 0.659	<0.1 - 0.18
	Benzo(b)fluoranthene	mg/kg	0.015	7.1	<0.015	<0.1 - 0.0197	<0.015	1.67	0.767 - 1.34	0.384 - 0.604	<0.1 - 0.34
	Benzo(k)fluoranthene	mg/kg	0.014	190	<0.014	<0.014	<0.014	0.608	0.447 - 1.04	0.232 - 0.681	<0.1 - 0.112
	Benzo(a)pyrene	mg/kg	0.015	5.7	<0.015	<0.015	<0.015	1.7	0.777 - 0.956	0.51 - 0.637	<0.1 - 0.176
	Dibenz(a,h)anthracene	mg/kg	0.023	0.57	<0.023	<0.023	<0.023	0.208	<0.1	<0.1 - 0.0739	<0.1 - 0.0322
	Benzo(g,h,i)perylene	mg/kg	0.024	640	<0.024	<0.024	<0.024	1.12	0.661 - 0.76	0.383 - 0.417	<0.1 - 0.175
	Indeno(1,2,3-c,d)pyrene	mg/kg	0.018	82	<0.018	<0.018	<0.018	1.01	0.437 - 0.677	0.264 - 0.373	<0.1 - 0.153
	PAH 16 Total	mg/kg	0.118		<0.118	<0.118	0.405	19.9	9.47	5.37	2.38
TPH CWG	>C5-C6 Aliphatics	mg/kg	0.01	(sol)570000[#5]	<0.01	<0.01	<0.01	<0.01	-	-	-
	>C6-C8 Aliphatics	mg/kg	0.01	600000	<0.01	<0.01	<0.01	<0.01	-	-	-
	>C10-C44 Aliphatics	mg/kg	5		<5	<5	19.6	8.03	-	-	-
	>C10-C44 Aliphatics/Aromatics	mg/kg	10		<10	<10	21.4	237	-	-	-
	>C8-C10 Aliphatics	mg/kg	0.01	13000	<0.01	<0.01	<0.01	<0.01	-	-	-
	>C10-C12 Aliphatics	mg/kg	0.01	13000	<1	<1	<1	<1	-	-	-
	>C12-C16 Aliphatics	mg/kg	0.1	13000	<1	<1	<1	<1	-	-	-
	>C16-C21 Aliphatics	mg/kg	0.1	125000[#5]	<1	<1	2.47	1.41	-	-	-
	>C21-C35 Aliphatics	mg/kg	0.1	125000[#5]	<1	<1	14.7	5.25	-	-	-
	>C35-C44 Aliphatics	mg/kg	0.1	250000	<1	<1	2.45	<1	-	-	-
	>C5-C10 Aliphatics	mg/kg	0.05		<0.05	<0.05	<0.05	<0.05	-	-	-
	Total Aliphatics >C12-C44	mg/kg	0.1		-	-	-	-	-	-	-
	>EC5-EC10 Aromatics	mg/kg	0.05		<0.05	<0.05	<0.05	<0.05	-	-	-
	>EC6-EC7 Aromatics	mg/kg	0.01		<0.01	<0.01	<0.01	<0.01	-	-	-
	>EC7-EC8 Aromatics	mg/kg	0.01	56000	<0.01	<0.01	<0.01	<0.01	-	-	-
	>EC8-EC10 Aromatics	mg/kg	0.01	5000	<0.01	<0.01	<0.01	<0.01	-	-	-
	>EC10-EC12 Aromatics	mg/kg	0.01	5000	<1	<1	<1	<1	-	-	-
	>EC10-EC44 Aromatics	mg/kg	5		<5	<5	<5	229	-	-	-
	>EC12-EC16 Aromatics	mg/kg	0.1	5100	<1	<1	<1	4.08	-	-	-
	>EC16-EC21 Aromatics	mg/kg	0.1	3800	<1	<1	<1	27.5	-	-	-
	>EC21-EC35 Aromatics	mg/kg	0.1	3800	<1	<1	<1	109	-	-	-
	>EC35-EC44 Aromatics	mg/kg	0.1	3800	<1	<1	<1	88.1	-	-	-
	>EC40-EC44 Aromatics	mg/kg	0.1		<1	<1	<1	16.6	-	-	-
	>EC12-EC44 Aromatics	mg/kg	0.1		-	-	-	-	-	-	-
	TPH Aliphatics & Aromatics >C5-44	mg/kg	0.1		<10	<10	19.6	237	-	-	-
TPH	>C5-C6	mg/kg	0.02		-	-	-	-	<0.02	<0.02	<0.02

				Location Code	WS02007	WS02007	WS02007	WS02008A	WS02008B	WS02008B	WS02008B
				Sample Depth Range	0.7-0.7	1-1	1.5-1.73	0.05-0.15	0.5-0.6	0.6-0.8	1.1-1.3
				Sampled Date Time	27/04/2020	27/04/2020	28/04/2020	16/10/2019	06/11/2019	06/11/2019	06/11/2019
				LQM S4UL Public Open Space (POS) Residential - 1% SOM (GAC)							
Chem_Group	ChemName	output unit	EQL								
	>C6-C7	mg/kg	0.02		-	-	-	-	<0.02	<0.02	<0.02
	>C7-C8	mg/kg	0.02		-	-	-	-	<0.02	<0.02	<0.02
	>C8-C10	mg/kg	0.02		-	-	-	-	<0.02	<0.02	<0.02
	>C10-C12	mg/kg	0.02		-	-	-	-	<0.02	<0.02	<0.02
	>C12-C16	mg/kg	35		-	-	-	-	<35	<35	<35
	>C16-C21	mg/kg	35		-	-	-	-	<35	<35	<35
	>C21-C28	mg/kg	35		-	-	-	-	56.1	<35	<35
	>C28-C35	mg/kg	35		-	-	-	-	89.8	<35	<35
	>C35-C40	mg/kg	35		-	-	-	-	68.1	<35	<35
	GRO >C5-10	mg/kg	0.02		<0.02	<0.02	<0.02	<0.02	-	-	-
	TPH >C6-C40	mg/kg	10		-	-	-	-	-	-	-
	EPH>C5-40	mg/kg	35		-	-	-	-	231	76.1	36.2
	EPH >C10-40	mg/kg	35		-	-	-	-	231	76.1	36.2
	GRO >C5-12	mg/kg	0.1		-	-	-	-	<0.1	<0.1	<0.1
	Total Petroleum Hydrocarbons	mg/kg	35		-	-	-	-	-	-	-
BTEX and MTBE	Benzene	mg/kg	0.009	72	<0.009	<0.009	<0.009	<0.18	<0.09	<0.009	0.0349
	Toluene	mg/kg	0.007	56000	<0.007	<0.007	<0.007	<0.14	<0.07	<0.007	0.0145
	Ethylbenzene	mg/kg	0.004	24000	<0.004	<0.004	<0.004	<0.08	<0.04	<0.004	<0.004
	Xylene (m & p)	mg/kg	0.01	41000[#7]	<0.01	<0.01	<0.01	<0.2	<0.1	<0.01	<0.01
	Xylene (o)	mg/kg	0.01	41000	<0.01	<0.01	<0.01	<0.2	<0.1	<0.01	<0.01
	Xylene Total	mg/kg	0.02		<0.02	<0.02	<0.02	<0.4	-	-	-
	MTBE	mg/kg	0.01		<0.01	<0.01	<0.01	<0.2	<0.1	<0.01	<0.01
	Total BTEX	mg/kg	0.04		<0.04	<0.04	<0.04	<0.8	<0.4	<0.04	0.0495
VOC	Styrene	mg/kg	0.01		<0.01	<0.01	-	-	<0.1	<0.01	<0.01
	cis-1,3-dichloropropene	mg/kg	0.01		<0.01	<0.01	-	-	<0.1	<0.01	<0.01
	trans-1,3-dichloropropene	mg/kg	0.01		<0.01	<0.01	-	-	<0.1	<0.01	<0.01
	1,1,1,2-tetrachloroethane	mg/kg	0.01	1400	<0.01	<0.01	-	-	<0.1	<0.01	<0.01
	1,1,1-trichloroethane	mg/kg	0.007	140000	<0.007	<0.007	-	-	<0.07	<0.007	<0.007
	1,1,2,2-tetrachloroethane	mg/kg	0.01	1400	<0.01	<0.01	-	-	<0.1	<0.01	<0.01
	1,1,2-trichloroethane	mg/kg	0.01		<0.01	<0.01	-	-	<0.1	<0.01	<0.01
	1,1-dichloroethane	mg/kg	0.008		<0.008	<0.008	-	-	<0.08	<0.008	<0.008
	1,1-dichloroethene	mg/kg	0.01		<0.01	<0.01	-	-	<0.1	<0.01	<0.01
	1,1-dichloropropene	mg/kg	0.01		<0.01	<0.01	-	-	<0.1	<0.01	<0.01
	1,2,3-trichloropropane	mg/kg	0.016		<0.016	<0.016	-	-	<0.16	<0.016	<0.016
	1,2,4-trimethylbenzene	mg/kg	0.009		<0.009	<0.009	-	-	<0.09	<0.009	<0.009
	1,2-dibromo-3-chloropropane	mg/kg	0.014		<0.014	<0.014	-	-	<0.14	<0.014	<0.014
	1,2-dibromoethane	mg/kg	0.01		<0.01	<0.01	-	-	<0.1	<0.01	<0.01
	1,2-dichloroethane	mg/kg	0.005	29	<0.005	<0.005	-	-	<0.05	<0.005	<0.005
	1,2-dichloropropane	mg/kg	0.01		<0.01	<0.01	-	-	<0.1	<0.01	<0.01
	1,3,5-trimethylbenzene	mg/kg	0.008		<0.008	<0.008	-	-	<0.08	<0.008	<0.008
	1,3-dichloropropane	mg/kg	0.007		<0.007	<0.007	-	-	<0.07	<0.007	<0.007
	2,2-dichloropropane	mg/kg	0.01		<0.01	<0.01	-	-	<0.1	<0.01	<0.01
	2-chlorotoluene	mg/kg	0.009		<0.009	<0.009	-	-	<0.09	<0.009	<0.009
	4-chlorotoluene	mg/kg	0.01		<0.01	<0.01	-	-	<0.1	<0.01	<0.01
	Bromobenzene	mg/kg	0.01		<0.01	<0.01	-	-	<0.1	<0.01	<0.01
	Bromochloromethane	mg/kg	0.01		<0.01	<0.01	-	-	<0.1	<0.01	<0.01
	Bromodichloromethane	mg/kg	0.007		<0.007	<0.007	-	-	<0.07	<0.007	<0.007
	Bromoform	mg/kg	0.01		<0.01	<0.01	-	-	<0.1	<0.01	<0.01
	Bromomethane	mg/kg	0.01		<0.01	<0.01	-	-	<0.1	<0.01	<0.01
	Carbon disulfide	mg/kg	0.007	11000	<0.007	<0.007	-	-	<0.07	<0.007	<0.007
	Carbon tetrachloride	mg/kg	0.01	890	<0.01	<0.01	-	-	<0.1	<0.01	<0.01
	Chlorodibromomethane	mg/kg	0.01		<0.01	<0.01	-	-	<0.1	<0.01	<0.01
	Chloroethane	mg/kg	0.01		<0.01	<0.01	-	-	<0.1	<0.01	<0.01
	Chloroform	mg/kg	0.008	2500	<0.008	<0.008	-	-	<0.08	<0.008	<0.008
	Chloromethane	mg/kg	0.007		<0.007	<0.007	-	-	<0.07	<0.007	<0.007
	cis-1,2-dichloroethene	mg/kg	0.006		<0.006	<0.006	-	-	<0.06	<0.006	<0.006
	Dibromomethane	mg/kg	0.009		<0.009	<0.009	-	-	<0.09	<0.009	<0.009
	Dichlorodifluoromethane	mg/kg	0.006		<0.006	<0.006	-	-	<0.06	<0.006	<0.006
	Dichloromethane	mg/kg	0.01		0.0127	0.0192	-	-	<0.1	<0.01	<0.01
	Isopropylbenzene	mg/kg	0.005		<0.005	<0.005	-	-	<0.05	<0.005	<0.005
	n-butylbenzene	mg/kg	0.011		<0.011	<0.011	-	-	<0.11	<0.011	<0.011
	n-propylbenzene	mg/kg	0.01		<0.01	<0.01	-	-	<0.1	<0.01	<0.01
	p-isopropyltoluene	mg/kg	0.01		<0.01	<0.01	-	-	<0.1	<0.01	<0.01
	sec-butylbenzene	mg/kg	0.01		<0.01	<0.01	-	-	<0.1	<0.01	<0.01
	Trichloroethene	mg/kg	0.009	120	<0.009	<0.009	-	-	<0.09	<0.009	<0.009
	tert-butylbenzene	mg/kg	0.014		<0.014	<0.014	-	-	<0.14	<0.014	<0.014
	Tetrachloroethene	mg/kg	0.005	1400	<0.005	<0.005	-	-	<0.05	<0.005	<0.005
	trans-1,2-dichloroethene	mg/kg	0.01		<0.01	<0.01	-	-	<0.1	<0.01	<0.01
	Trichlorofluoromethane	mg/kg	0.006		<0.006	<0.006	-	-	<0.06	<0.006	<0.006
	Vinyl chloride	mg/kg	0.006	3.5	<0.006	<0.006	-	-	<0.06	<0.006	<0.006
	tert-Amyl methyl ether	mg/kg	0.01		<0.01	<0.01	-	-	<0.1	<0.01	<0.01
VOC/SVOC	1,2,3-trichlorobenzene	mg/kg	0.02	1800	<0.02	<0.02	-	-	<0.2	<0.02	<0.02
	1,2,4-trichlorobenzene	mg/kg	0.02	15000	<0.02	<0.02	-	-	<0.1	<0.02	<0.02
	1,2-dichlorobenzene	mg/kg	0.01	90000	<0.01	<0.01	-	-	<0.1	<0.01	<0.01
	1,3,5-Trichlorobenzene	mg/kg	0.02	1700	-	-	-	-	<0.2	<0.02	<0.02
	1,3-dichlorobenzene	mg/kg	0.008	300	<0.008	<0.008	-	-	<0.08	<0.008	<0.008
	1,4-dichlorobenzene	mg/kg	0.005	17000	<0.005	<0.005	-	-	<0.05	<0.005	<0.005

				Location Code	WS02007	WS02007	WS02007	WS02008A	WS02008B	WS02008B	WS02008B
				Sample Depth Range	0.7-0.7	1-1	1.5-1.73	0.05-0.15	0.5-0.6	0.6-0.8	1.1-1.3
				Sampled Date Time	27/04/2020	27/04/2020	28/04/2020	16/10/2019	06/11/2019	06/11/2019	06/11/2019
				LQM S4UL Public Open Space (POS) Residential - 1% SOM (GAC)							
Chem_Group	**ChemName**	**output unit**	**EQL**								
	Chlorobenzene	mg/kg	0.005	11000	<0.005	<0.005	-	-	<0.05	<0.005	<0.005
	Hexachlorobutadiene	mg/kg	0.02	25	<0.02	<0.02	-	-	<0.1	<0.02	<0.02
SVOC	4-bromophenyl phenyl ether	mg/kg	0.1		<0.1	<0.1	-	-	<0.1	<0.1	<0.1
	4-nitroaniline	mg/kg	0.1		<0.1	<0.1	-	-	<0.1	<0.1	<0.1
	4-nitrophenol	mg/kg	0.1		<0.1	<0.1	-	-	<0.1	<0.1	<0.1
	2,4,5-trichlorophenol	mg/kg	0.1		<0.1	<0.1	-	-	<0.1	<0.1	<0.1
	2,4,6-trichlorophenol	mg/kg	0.1		<0.1	<0.1	-	-	<0.1	<0.1	<0.1
	2,4-dichlorophenol	mg/kg	0.1		<0.1	<0.1	-	-	<0.1	<0.1	<0.1
	2,4-dimethylphenol	mg/kg	0.1		<0.1	<0.1	-	-	<0.1	<0.1	<0.1
	2,4-dinitrotoluene	mg/kg	0.1		<0.1	<0.1	-	-	<0.1	<0.1	<0.1
	2,6-dinitrotoluene	mg/kg	0.1		<0.1	<0.1	-	-	<0.1	<0.1	<0.1
	2-chloronaphthalene	mg/kg	0.1		<0.1	<0.1	-	-	<0.1	<0.1	<0.1
	2-chlorophenol	mg/kg	0.1		<0.1	<0.1	-	-	<0.1	<0.1	<0.1
	2-methylnaphthalene	mg/kg	0.1		<0.1	<0.1	-	-	<0.1	<0.1	<0.1
	2-methylphenol	mg/kg	0.1		<0.1	<0.1	-	-	<0.1	<0.1	<0.1
	2-nitroaniline	mg/kg	0.1		<0.1	<0.1	-	-	<0.1	<0.1	<0.1
	2-nitrophenol	mg/kg	0.1		<0.1	<0.1	-	-	<0.1	<0.1	<0.1
	3-nitroaniline	mg/kg	0.1		<0.1	<0.1	-	-	<0.1	<0.1	<0.1
	4-chloro-3-methylphenol	mg/kg	0.1		<0.1	<0.1	-	-	<0.1	<0.1	<0.1
	4-chloroaniline	mg/kg	0.1		<0.1	<0.1	-	-	<0.1	<0.1	<0.1
	4-chlorophenyl phenyl ether	mg/kg	0.1		<0.1	<0.1	-	-	<0.1	<0.1	<0.1
	4-methylphenol	mg/kg	0.1		<0.1	<0.1	-	-	<0.1	<0.1	<0.1
	Azobenzene	mg/kg	0.1		<0.1	<0.1	-	-	<0.1	<0.1	<0.1
	Bis(2-chloroethoxy) methane	mg/kg	0.1		<0.1	<0.1	-	-	<0.1	<0.1	<0.1
	Bis(2-chloroethyl)ether	mg/kg	0.1		<0.1	<0.1	-	-	<0.1	<0.1	<0.1
	Bis(2-chloroisopropyl) ether	mg/kg	0.1		<0.1	<0.1	-	-	<0.1	<0.1	<0.1
	Bis(2-ethylhexyl) phthalate	mg/kg	0.1		<0.1	<0.1	-	-	<0.1	<0.1	<0.1
	Butyl benzyl phthalate	mg/kg	0.1		<0.1	<0.1	-	-	<0.1	<0.1	<0.1
	Carbazole	mg/kg	0.1		<0.1	<0.1	-	-	<0.1	<0.1	<0.1
	Dibenzofuran	mg/kg	0.1		<0.1	<0.1	-	-	<0.1	<0.1	<0.1
	Diethylphthalate	mg/kg	0.1		<0.1	<0.1	-	-	<0.1	<0.1	<0.1
	Dimethyl phthalate	mg/kg	0.1		<0.1	<0.1	-	-	<0.1	<0.1	<0.1
	Di-n-butyl phthalate	mg/kg	0.1		<0.1	<0.1	-	-	<0.1	<0.1	<0.1
	Di-n-octyl phthalate	mg/kg	0.1		<0.1	<0.1	-	-	<0.1	<0.1	<0.1
	Hexachlorobenzene	mg/kg	0.05	16	<0.1	<0.1	-	-	<0.1	<0.1	<0.1
	Hexachlorocyclopentadiene	mg/kg	0.1		<0.1	<0.1	-	-	<0.1	<0.1	<0.1
	Hexachloroethane	mg/kg	0.1		<0.1	<0.1	-	-	<0.1	<0.1	<0.1
	Isophorone	mg/kg	0.1		<0.1	<0.1	-	-	<0.1	<0.1	<0.1
	Nitrobenzene	mg/kg	0.1		<0.1	<0.1	-	-	<0.1	<0.1	<0.1
	N-nitrosodi-n-propylamine	mg/kg	0.1		<0.1	<0.1	-	-	<0.1	<0.1	<0.1
	Pentachloronitrobenzene	mg/kg	0.05		-	-	-	-	-	-	-
	Pentachlorophenol	mg/kg	0.1	60	<0.1	<0.1	-	-	<0.1	<0.1	<0.1
PCB	Heptachlorobiphenyl, 2,3,3,4,4,5,5- (PCB 189)	mg/kg	0.003		<0.003	<0.003	<0.003	-	-	-	-
	Hexachlorobiphenyl, 2,3,3,4,4,5- (PCB 156)	mg/kg	0.003		<0.003	<0.003	<0.003	-	-	-	-
	Hexachlorobiphenyl, 2,3,3,4,4,5- (PCB 157)	mg/kg	0.003		<0.003	<0.003	<0.003	-	-	-	-
	Hexachlorobiphenyl, 2,3,4,4,5,5- (PCB 167)	mg/kg	0.003		<0.003	<0.003	<0.003	-	-	-	-
	Hexachlorobiphenyl, 3,3,4,4,5,5- (PCB 169)	mg/kg	0.003		<0.003	<0.003	<0.003	-	-	-	-
	PCB 101	mg/kg	0.003		<0.003	<0.003	<0.003	-	-	-	-
	PCB 118	mg/kg	0.003		<0.003	<0.003	<0.003	-	-	-	-
	PCB 138	mg/kg	0.003		<0.003	<0.003	<0.003	-	-	-	-
	PCB 153	mg/kg	0.003		<0.003	<0.003	<0.003	-	-	-	-
	PCB 180	mg/kg	0.003		<0.003	<0.003	<0.003	-	-	-	-
	PCB 28	mg/kg	0.003		<0.003	<0.003	<0.003	-	-	-	-
	PCB 52	mg/kg	0.003		<0.003	<0.003	<0.003	-	-	-	-
	Pentachlorobiphenyl, 2,3,3,4,4- (PCB 105)	mg/kg	0.003		<0.003	<0.003	<0.003	-	-	-	-
	Pentachlorobiphenyl, 2,3,4,4,5- (PCB 114)	mg/kg	0.003		<0.003	<0.003	<0.003	-	-	-	-
	Pentachlorobiphenyl, 2,3,4,4,5- (PCB 123)	mg/kg	0.003		<0.003	<0.003	<0.003	-	-	-	-
	Pentachlorobiphenyl, 3,3,4,4,5- (PCB 126)	mg/kg	0.003		<0.003	<0.003	<0.003	-	-	-	-
	Tetrachlorobiphenyl, 3,3,4,4- (PCB 77)	mg/kg	0.003		<0.003	<0.003	<0.003	-	-	-	-
	Tetrachlorobiphenyl, 3,4,4,5- (PCB 81)	mg/kg	0.003		<0.003	<0.003	<0.003	-	-	-	-
	Total PCB 7 Congeners	mg/kg	0.021		<0.021	<0.021	<0.021	-	-	-	-
	Total PCB WHO 12	mg/kg	0.036		<0.036	<0.036	<0.036	-	-	-	-
Phenolics	Xylenols	mg/kg	0.015		<0.015	<0.015	<0.015	<0.015	<0.015	<0.015	<0.015
	Cresol Total	mg/kg	0.01		<0.01	<0.01	<0.01	<0.01	<0.01	<0.01	<0.01
	Phenol	mg/kg	0.01	(dir)760[85]	<0.01	<0.01	<0.01	<0.01	<0.01	<0.01	<0.01
	Phenols Monohydric	mg/kg	0.035		<0.035	<0.035	<0.035	<0.035	<0.035	<0.035	<0.035
Organotins	Dibutyltin	mg/kg			-	-	-	-	-	-	-
	Monophenyltin	mg/kg			<0.02	<0.02	<0.02	-	-	-	-
	Diphenyltin	mg/kg			-	-	-	-	-	-	-
	Monobutyltin	mg/kg			-	-	-	-	-	-	-
	Tetrabutyltin	mg/kg			-	-	-	-	-	-	-
	Tributyltin	mg/kg			<0.02	<0.02	<0.02	-	-	-	-
	Triphenyltin	mg/kg			-	-	-	-	-	-	-
Pesticides	Heptachlor epoxide	mg/kg	0.05		-	-	-	-	-	-	-
	Tecnazene	mg/kg	0.05		-	-	-	-	-	-	-
	2,4,5-TP (Silvex)	mg/kg			-	-	-	-	-	-	-
	Hedonal	mg/kg			-	-	-	-	-	-	-

				Location_Code	WS02007	WS02007	WS02007	WS02008A	WS02008B	WS02008B	WS02008B
				Sample_Depth_Range	0.7-0.7	1-1	1.5-1.73	0.05-0.15	0.5-0.6	0.6-0.8	1.1-1.3
				Sampled_Date_Time	27/04/2020	27/04/2020	28/04/2020	16/10/2019	06/11/2019	06/11/2019	06/11/2019
				LQM S4UL Public Open Space (POS) Residential - 1% SOM (GAC)							
Chem_Group	**ChemName**	**output unit**	**EQL**								
	2,4-DDT	mg/kg	0.05		-	-	-	-	-	-	-
	2,4-Dichlorprop	mg/kg			-	-	-	-	-	-	-
	4-(2,4-Dichlorophenoxy)butyric Acid (2,4-DB)	mg/kg			-	-	-	-	-	-	-
	4,4-DDE	mg/kg	0.05		-	-	-	-	-	-	-
	a-BHC	mg/kg	0.05	24	-	-	-	-	-	-	-
	Aldrin	mg/kg	0.05	18	-	-	-	-	-	-	-
	Atrazine	mg/kg	0.05	1200	-	-	-	-	-	-	-
	Azinophos methyl	mg/kg	0.05		-	-	-	-	-	-	-
	b-BHC	mg/kg	0.05	8.1	-	-	-	-	-	-	-
	Bentazone	mg/kg			-	-	-	-	-	-	-
	Chlordane (cis)	mg/kg	0.05		-	-	-	-	-	-	-
	Chlordane (trans)	mg/kg	0.05		-	-	-	-	-	-	-
	Chlorfenvinphos	mg/kg	0.05		-	-	-	-	-	-	-
	Chlorotoluron	mg/kg			-	-	-	-	-	-	-
	Chlorpyrifos-methyl	mg/kg	0.05		-	-	-	-	-	-	-
	Cyanazine	mg/kg			-	-	-	-	-	-	-
	d-BHC	mg/kg	0.05		-	-	-	-	-	-	-
	DDD	mg/kg	0.05		-	-	-	-	-	-	-
	DDT	mg/kg	0.05		-	-	-	-	-	-	-
	Chlorothalonil	mg/kg	0.05		-	-	-	-	-	-	-
	Diazinon	mg/kg	0.05		-	-	-	-	-	-	-
	Dichlorvos	mg/kg	0.05	16	-	-	-	-	-	-	-
	Dieldrin	mg/kg	0.05	18	-	-	-	-	-	-	-
	Dimethoate	mg/kg	0.05		-	-	-	-	-	-	-
	Disulfoton	mg/kg	0.05		-	-	-	-	-	-	-
	Diuron	mg/kg			-	-	-	-	-	-	-
	Endosulfan I	mg/kg	0.05	1200	-	-	-	-	-	-	-
	Endosulfan II	mg/kg	0.05		-	-	-	-	-	-	-
	Endosulfan sulphate	mg/kg	0.05		-	-	-	-	-	-	-
	Endrin	mg/kg	0.05		-	-	-	-	-	-	-
	Fenitrothion	mg/kg	0.05		-	-	-	-	-	-	-
	Fenthion	mg/kg	0.05		-	-	-	-	-	-	-
	Fluroxypyr	mg/kg			-	-	-	-	-	-	-
	g-BHC (Lindane)	mg/kg	0.05	8.2	-	-	-	-	-	-	-
	Heptachlor	mg/kg	0.05		-	-	-	-	-	-	-
	Isodrin	mg/kg	0.05		-	-	-	-	-	-	-
	Isoproturon	mg/kg			-	-	-	-	-	-	-
	Linuron	mg/kg			-	-	-	-	-	-	-
	Malathion	mg/kg	0.05		-	-	-	-	-	-	-
	2-Methyl-4-chlorophenoxyacetic acid	mg/kg			-	-	-	-	-	-	-
	2-Methyl-4-Chlorophenoxy Butanoic Acid	mg/kg			-	-	-	-	-	-	-
	Mecoprop	mg/kg			-	-	-	-	-	-	-
	Methoxychlor	mg/kg	0.05		-	-	-	-	-	-	-
	Methyl parathion	mg/kg	0.05		-	-	-	-	-	-	-
	Mevinphos (Phosdrin)	mg/kg	0.05		-	-	-	-	-	-	-
	Nitroguanidine	mg/kg			-	-	-	-	-	-	-
	o,p-DDD	mg/kg	0.05		-	-	-	-	-	-	-
	o,p'-DDE	mg/kg	0.05		-	-	-	-	-	-	-
	o,p-Methoxychlor	mg/kg	0.05		-	-	-	-	-	-	-
	Parathion	mg/kg	0.05		-	-	-	-	-	-	-
	Pendimethalin	mg/kg	0.05		-	-	-	-	-	-	-
	Permethrin	mg/kg	0.05		-	-	-	-	-	-	-

				Location Code	WS02007	WS02007	WS02007	WS02008A	WS02008B	WS02008B	WS02008B
				Sample Depth Range	0.7-0.7	1-1	1.5-1.73	0.05-0.15	0.5-0.6	0.6-0.8	1.1-1.3
				Sampled Date Time	27/04/2020	27/04/2020	28/04/2020	16/10/2019	06/11/2019	06/11/2019	06/11/2019
				LQM S4UL Public Open Space (POS) Residential - 1% SOM (GAC)							
Chem_Group	**ChemName**	**output unit**	**EQL**								
	Permethrin II	mg/kg	0.05		-	-	-	-	-	-	-
	Phorate	mg/kg	0.05		-	-	-	-	-	-	-
	Prometryn	mg/kg	0.05		-	-	-	-	-	-	-
	Pronamide	mg/kg	0.05		-	-	-	-	-	-	-
	Propazine	mg/kg	0.05		-	-	-	-	-	-	-
	Simazine	mg/kg	0.05		-	-	-	-	-	-	-
	Terbutryn	mg/kg	0.05		-	-	-	-	-	-	-
	Terbutylazine	mg/kg	0.05		-	-	-	-	-	-	-
	Triadimefon	mg/kg	0.05		-	-	-	-	-	-	-
	Triallate	mg/kg	0.05		-	-	-	-	-	-	-
	Tricloovr	mg/kg			-	-	-	-	-	-	-
	Trifluralin	mg/kg	0.05		-	-	-	-	-	-	-
	Telodrin	mg/kg	0.05		-	-	-	-	-	-	-
Radionuclides	Caesium-137	Bq/kg	1.4		-	-	-	-	-	-	-
	Protactinium-234m	Bq/kg	140		-	-	-	-	-	-	-
	Americium-241	Bq/g	0.0022		-	-	-	-	-	-	-
	Beryllium-7	Bq/g	0.016		-	-	-	-	-	-	-
	Cobalt-60	Bq/g	0.0015		-	-	-	-	-	-	-
	Gross alpha	Bq/kg	54		-	-	-	-	-	-	-
	Gross beta	Bq/kg	87		-	-	-	-	-	-	-
	Lead-210	Bq/kg	22		-	-	-	-	-	-	-
	Potassium-40	Bq/kg	2		-	-	-	-	-	-	-
	Radium -224	Bq/g	0.022		-	-	-	-	-	-	-
	Radium-226	Bq/g	0.0005		-	-	-	-	-	-	-
	Thorium-228	Bq/g	0.0005		-	-	-	-	-	-	-
	Thorium-230	Bq/g	0.0005		-	-	-	-	-	-	-
	Thorium-232	Bq/g	0.0005		-	-	-	-	-	-	-
	Thorium-234	Bq/g	0.025		-	-	-	-	-	-	-
	Uranium-234	Bq/g	0.0005		-	-	-	-	-	-	-
	Uranium-235	Bq/g	0.0005		-	-	-	-	-	-	-
SVOC TIC	SVOC TICS - Detect	Detect			0	0	-	-	0	0	0
	SVOC Tentatively Identified Compounds	mg/kg	0.1		<1	<1	-	-	<1	<1	<1
VOC TIC	VOC Tentatively Identified Compounds	mg/kg	0.05		<0.05	<0.05	-	-	-	-	-
Explosives	2,2,4,4,6,6-Hexanitrostilbene	mg/kg			-	-	-	-	-	-	-
	2,4,6-Trinitrotoluene (TNT)	mg/kg		130	-	-	-	-	-	-	-
	2,4,6-trinitrophenyl	mg/kg			-	-	-	-	-	-	-
	HMX	mg/kg		13000	-	-	-	-	-	-	-
	Ethylene glycol dinitrate	mg/kg			-	-	-	-	-	-	-
	Nitrocellulose (12% N)	mg/kg			-	-	-	-	-	-	-
	Nitroglycerine	mg/kg			-	-	-	-	-	-	-
	PETN	mg/kg			-	-	-	-	-	-	-
	RDX	mg/kg		26000	-	-	-	-	-	-	-
	Tetryl	mg/kg			-	-	-	-	-	-	-
NA	Actinium-228	Bq/kg	2		-	-	-	-	-	-	-
	Caesium-134	Bq/kg	1.7		-	-	-	-	-	-	-
	Bismuth-212	Bq/kg	19		-	-	-	-	-	-	-
	Bismuth-214	Bq/kg	2		-	-	-	-	-	-	-
	Lead-212	Bq/kg	2		-	-	-	-	-	-	-
	Lead-214	Bq/kg	2		-	-	-	-	-	-	-
	Thallium-208	Bq/kg	2		-	-	-	-	-	-	-
Other	Temperature	°C			19.3 - 19.6	16.8 - 17.5	16.9 - 18.9	7.8	18.5	19	19.4
	Conductivity @ 20oC	uS/cm	14		71.4 - 206	59.4 - 154	36.3 - 82.3	374 - 436	2120 - 2250	595 - 662	795 - 808
	Organic Matter	%	0.35		-	-	-	-	-	-	-
	Moisture Content (dried @35oC)	%			15	14	23	15	15	9	15
	pH (Lab)	pH Units	1		8.1 - 8.64	8.07 - 8.64	6.65 - 9.43	8.03 - 8.45	7.79 - 8.17	8.12 - 8.99	8.02 - 8.28
	Total Organic Carbon	%	0.2		0.296	0.222	<0.2	4.58	4.9	0.838	2.38

Environmental Standards Comments
#1:GAC is only presented as speciated chromium. 7.7mg/kg is used for hexavalent. If hexavalent chromium (CrVI) data is available, a value of 1,500mg/kg may be appropriate for the remaining trivalent chromium (CrIII).
#2:C4SL for lead adopted
#3:GAC only presented as speciated mercury. 16mg/kg is used for elemental mercury. If the CSM indicates that elemental mercury is not a CoC and mercury is present in an inorganic form, a value of 120mg/kg for inorganic mercury may be appropriate
#4:Updated S4UL for nickel
#5:S4UL exceeds solubility saturation limit
#6:Criteria derived for Ali>C16-C35 split between Ali>C16-21 & Ali>C21-35. Requires summation of fractions to use Ali>C16-C35 criteria.
#7:Criteria presented is for p-xylene. A separate value is presented for o-xylene.
#8:S4UL based on a threshold protective of direct skin contact with phenol

Key

<0.6	Result MDL exceeds GAC
27.8	Result exceeds GAC

Notes
Where a range is given a determinand has been analysed for by more than one method

				Location Code	WS02008	WS02008	WS02008	WS02307	WS02307	WS02307	WS02307
				Sample Depth Range	0.05-0.15	1-1.1	2-2.2	0.1-0.1	0.2-0.2	0.5-0.5	1.4-1.6
				Sampled Date Time	11/10/2019	11/10/2019	11/10/2019	28/04/2020	28/04/2020	28/04/2020	29/04/2020
				LQM S4UL Public Open Space (POS) Residential - 1% SOM (GAC)							
Chem Group	**ChemName**	**output unit**	**EQL**								
Metals	Antimony	mg/kg	0.6		-	-	-	0.845	<0.6	<0.6	<0.6
	Arsenic	mg/kg	0.6	79	13.5	12.4	9.89	9.76	4.61	5.49	6.04
	Barium	mg/kg	0.6		-	-	-	-	-	-	-
	Beryllium	mg/kg	0.01	2.2	-	-	-	-	-	-	-
	Boron	mg/kg	1	21000	1.24	<1	1.75	1.12	1.16	1.38	<1
	Cadmium	mg/kg	0.02	120	0.555	0.431	0.765	0.631	0.512	0.53	0.59
	Chromium (hexavalent)	mg/kg	0.6	7.7	<0.6	<0.6	<0.6	<0.6	<0.6	<0.6	<0.6
	Chromium	mg/kg	0.9	[#1]	43.2	16.1	17.3	39	27.5	29.9	28.7
	Copper	mg/kg	1.4	12000	302	8.63	36.5	16.9	9.85	12.5	11.8
	Lead	mg/kg	0.7	630[#2]	111	281	3260	31.1	7.44	8.69	8.67
	Mercury	mg/kg	0.14	[#3]	<0.14	<0.14	<0.14	<0.14	<0.14	<0.14	<0.14
	Molybdenum	mg/kg	0.1		-	-	-	0.394	0.123	0.175	<0.1
	Nickel	mg/kg	0.2	230[#4]	28.5	11.1	19	23.3	22.5	21.8	21
	Selenium	mg/kg	1	1100	<1	<1	<1	<1	<1	<1	<1
	Vanadium	mg/kg	0.2	2000	-	-	-	43.9	33	38.6	39.2
	Zinc	mg/kg	1.9	81000	220	121	310	82.7	57.6	68.4	67.3
Asbestos	Anthophyllite	Detect			0	0	0	0	0	0	0
	Asbestos Analysts Comments	-			-	-	-	-	-	-	-
	Asbestos PCOM Quantification	%	0.001		-	-	-	-	-	-	-
	Asbestos Quantification Total	%	0.001		-	-	-	-	-	-	-
	Asbestos: Actinolite	Detect			0	0	0	0	0	0	0
	Additional Asbestos Components (Using TM048)	Comment			-	-	-	-	-	-	-
	Crocidolite Asbestos	Detect			0	0	0	0	0	0	0
	Asbestos Gravimetric Quantification	%	0.001		-	-	-	-	-	-	-
	Chrysotile Asbestos	Detect			0	0	0	0	0	0	0
	Amosite Asbestos	Detect			0	0	0	0	0	0	0
	Non-Asbestos Fibre	Detect			0	1	0	0	0	0	0
	Tremolite	Detect			0	0	0	0	0	0	0
Inorganics	Alkalinity (total) as CaCO3	mg/kg	10		-	-	-	-	-	-	-
	Ammoniacal Nitrogen as N	mg/kg	12		-	-	-	<12	<12	<12	<12
	Cyanide (Free)	mg/kg	1		<1	<1	<1	<1	<1	<1	<1
	Cyanide Total	mg/kg	1		<1	<1	<1	<1	<1	<1	<1
	cyanides-complex	mg/kg	1		<1	<1	<1	<1	<1	<1	<1
	Nitrite (as N)	mg/kg	0.03		-	-	-	-	-	-	-
	Sulphate	mg/kg	200		-	-	-	-	-	-	-
PAH	Naphthalene	mg/kg	0.009	4900	<0.045	0.0367	0.0409	<0.009	<0.009	<0.009	<0.009
	Acenaphthene	mg/kg	0.008	15000	0.42	0.126	0.0294	<0.008	<0.008	<0.008	<0.008
	Acenaphthylene	mg/kg	0.012	15000	0.116	0.366	0.312	0.0149	<0.012	<0.012	<0.012
	Fluoranthene	mg/kg	0.017	3100	4.66	5.76	0.89	0.257	<0.017	<0.017	<0.017
	Anthracene	mg/kg	0.016	74000	1.09	0.648	0.144	0.0215	<0.016	<0.016	<0.016
	Phenanthrene	mg/kg	0.015	3100	3.72	2.79	0.257	0.102	<0.015	<0.015	<0.015
	Fluorene	mg/kg	0.01	9900	0.329	0.24	0.0306	<0.01	<0.01	<0.01	<0.01
	Chrysene	mg/kg	0.01	57	1.45	2.15	0.69	0.121	<0.01	<0.01	<0.01
	Pyrene	mg/kg	0.015	7400	3.67	5.06	0.937	0.213	<0.015	<0.015	<0.015
	Benzo(a)anthracene	mg/kg	0.014	29	1.74	2.64	0.689	0.111	<0.014	<0.014	<0.014
	Benzo(b)fluoranthene	mg/kg	0.015	7.1	2.14	3.32	1.6	0.201	<0.015	<0.015	<0.015
	Benzo(k)fluoranthene	mg/kg	0.014	190	0.773	1.11	0.568	0.0638	<0.014	<0.014	<0.014
	Benzo(a)pyrene	mg/kg	0.015	5.7	1.58	2.35	1.15	0.117	<0.015	<0.015	<0.015
	Dibenz(a,h)anthracene	mg/kg	0.023	0.57	0.168	0.216	0.131	<0.023	<0.023	<0.023	<0.023
	Benzo(g,h,i)perylene	mg/kg	0.024	640	1.02	1.36	0.991	0.0906	<0.024	<0.024	<0.024
	Indeno(1,2,3-c,d)pyrene	mg/kg	0.018	82	1.12	1.54	1.02	0.0913	<0.018	<0.018	<0.018
	PAH 16 Total	mg/kg	0.118		24	29.7	9.48	1.4	<0.118	<0.118	<0.118
TPH CWG	>C5-C6 Aliphatics	mg/kg	0.01	(sol)570000[#5]	-	-	-	<0.01	<0.01	<0.01	<0.01
	>C6-C8 Aliphatics	mg/kg	0.01	600000	-	-	-	<0.01	<0.01	<0.01	<0.01
	>C10-C44 Aliphatics	mg/kg	5		-	-	-	10	<5	<5	<5
	>C10-C44 Aliphatics/Aromatics	mg/kg	10		-	-	-	18	<10	<10	<10
	>C8-C10 Aliphatics	mg/kg	0.01	13000	-	-	-	<0.01	<0.01	<0.01	<0.01
	>C10-C12 Aliphatics	mg/kg	0.01	13000	-	-	-	<1	<1	<1	<1
	>C12-C16 Aliphatics	mg/kg	0.1	13000	-	-	-	<1	<1	<1	<1
	>C16-C21 Aliphatics	mg/kg	0.1	125000[#6]	-	-	-	<1	<1	<1	<1
	>C21-C35 Aliphatics	mg/kg	0.1	125000[#6]	-	-	-	9.42	1.95	1.4	<1
	>C35-C44 Aliphatics	mg/kg	0.1	250000	-	-	-	<1	<1	<1	<1
	>C5-C10 Aliphatics	mg/kg	0.05		-	-	-	<0.05	<0.05	<0.05	<0.05
	Total Aliphatics >C12-C44	mg/kg	0.1		-	-	-	-	-	-	-
	>EC5-EC10 Aromatics	mg/kg	0.05		-	-	-	<0.05	<0.05	<0.05	<0.05
	>EC6-EC7 Aromatics	mg/kg	0.01		-	-	-	<0.01	<0.01	<0.01	<0.01
	>EC7-EC8 Aromatics	mg/kg	0.01	56000	-	-	-	<0.01	<0.01	<0.01	<0.01
	>EC8-EC10 Aromatics	mg/kg	0.01	5000	-	-	-	<0.01	<0.01	<0.01	<0.01
	>EC10-EC12 Aromatics	mg/kg	0.01	5000	-	-	-	<1	<1	<1	4.45
	>EC10-EC44 Aromatics	mg/kg	5		-	-	-	8.03	<5	<5	5.45
	>EC12-EC16 Aromatics	mg/kg	0.1	5100	-	-	-	<1	<1	<1	<1
	>EC16-EC21 Aromatics	mg/kg	0.1	3800	-	-	-	1.27	<1	<1	<1
	>EC21-EC35 Aromatics	mg/kg	0.1	3800	-	-	-	5.75	<1	<1	<1
	>EC35-EC44 Aromatics	mg/kg	0.1	3800	-	-	-	<1	<1	<1	<1
	>EC40-EC44 Aromatics	mg/kg	0.1		-	-	-	<1	<1	<1	<1
	>EC12-EC44 Aromatics	mg/kg	0.1		-	-	-	-	-	-	-
	TPH Aliphatics & Aromatics >C5-44	mg/kg	0.1		-	-	-	18	<10	<10	<10
TPH	>C5-C6	mg/kg	0.02		<0.02	<0.02	<0.02	-	-	-	-

				Location Code	WS02008	WS02008	WS02008	WS02307	WS02307	WS02307	WS02307
				Sample Depth Range	0.05-0.15	1-1.1	2-2.2	0.1-0.1	0.2-0.2	0.5-0.5	1.4-1.6
				Sampled Date Time	11/10/2019	11/10/2019	11/10/2019	28/04/2020	28/04/2020	28/04/2020	29/04/2020
			LQM S4UL Public Open Space (POS) Residential - 1% SOM (GAC)								
Chem_Group	**ChemName**	**output unit**	**EQL**								
	>C6-C7	mg/kg	0.02		<0.02	<0.02	<0.02	-	-	-	-
	>C7-C8	mg/kg	0.02		<0.02	<0.02	<0.02	-	-	-	-
	>C8-C10	mg/kg	0.02		<0.02	<0.02	<0.02	-	-	-	-
	>C10-C12	mg/kg	0.02		<0.02	<0.02	<0.02	-	-	-	-
	>C12-C16	mg/kg	35		<35	<35	<35	-	-	-	-
	>C16-C21	mg/kg	35		41.6	35.7	<35	-	-	-	-
	>C21-C28	mg/kg	35		96.6	69.1	78.1	-	-	-	-
	>C28-C35	mg/kg	35		137	66.1	78.3	-	-	-	-
	>C35-C40	mg/kg	35		98.1	48.1	39.2	-	-	-	-
	GRO >C5-10	mg/kg	0.02		-	-	-	<0.02	<0.02	<0.02	<0.02
	TPH >C6-C40	mg/kg	10		-	-	-	-	-	-	-
	EPH>C5-40	mg/kg	35		383	228	227	-	-	-	-
	EPH >C10-40	mg/kg	35		383	228	227	-	-	-	-
	GRO >C5-12	mg/kg	0.1		<0.1	<0.1	<0.1	-	-	-	-
	Total Petroleum Hydrocarbons	mg/kg	35		-	-	-	-	-	-	-
BTEX and MTBE	Benzene	mg/kg	0.009	72	<0.009	<0.18	<0.009	<0.009	<0.009	<0.009	<0.009
	Toluene	mg/kg	0.007	56000	<0.007	<0.14	<0.007	<0.007	<0.007	<0.007	<0.007
	Ethylbenzene	mg/kg	0.004	24000	<0.004	<0.08	<0.004	<0.004	<0.004	<0.004	<0.004
	Xylene (m & p)	mg/kg	0.01	41000[#7]	<0.01	<0.2	<0.01	<0.01	<0.01	<0.01	<0.01
	Xylene (o)	mg/kg	0.01	41000	<0.01	<0.2	<0.01	<0.01	<0.01	<0.01	<0.01
	Xylene Total	mg/kg	0.02		-	-	-	<0.02	<0.02	<0.02	<0.02
	MTBE	mg/kg	0.01		<0.01	<0.2	<0.01	<0.01	<0.01	<0.01	<0.01
	Total BTEX	mg/kg	0.04		<0.04	<0.8	<0.04	<0.04	<0.04	<0.04	<0.04
VOC	Styrene	mg/kg	0.01		-	-	-	-	-	-	-
	cis-1,3-dichloropropene	mg/kg	0.01		-	-	-	-	-	-	-
	trans-1,3-dichloropropene	mg/kg	0.01		-	-	-	-	-	-	-
	1,1,1,2-tetrachloroethane	mg/kg	0.01	1400	-	-	-	-	-	-	-
	1,1,1-trichloroethane	mg/kg	0.007	140000	-	-	-	-	-	-	-
	1,1,2,2-tetrachloroethane	mg/kg	0.01	1400	-	-	-	-	-	-	-
	1,1,2-trichloroethane	mg/kg	0.01		-	-	-	-	-	-	-
	1,1-dichloroethane	mg/kg	0.008		-	-	-	-	-	-	-
	1,1-dichloroethene	mg/kg	0.01		-	-	-	-	-	-	-
	1,1-dichloropropene	mg/kg	0.01		-	-	-	-	-	-	-
	1,2,3-trichloropropane	mg/kg	0.016		-	-	-	-	-	-	-
	1,2,4-trimethylbenzene	mg/kg	0.009		-	-	-	-	-	-	-
	1,2-dibromo-3-chloropropane	mg/kg	0.014		-	-	-	-	-	-	-
	1,2-dibromoethane	mg/kg	0.01		-	-	-	-	-	-	-
	1,2-dichloroethane	mg/kg	0.005	29	-	-	-	-	-	-	-
	1,2-dichloropropane	mg/kg	0.01		-	-	-	-	-	-	-
	1,3,5-trimethylbenzene	mg/kg	0.008		-	-	-	-	-	-	-
	1,3-dichloropropane	mg/kg	0.007		-	-	-	-	-	-	-
	2,2-dichloropropane	mg/kg	0.01		-	-	-	-	-	-	-
	2-chlorotoluene	mg/kg	0.009		-	-	-	-	-	-	-
	4-chlorotoluene	mg/kg	0.01		-	-	-	-	-	-	-
	Bromobenzene	mg/kg	0.01		-	-	-	-	-	-	-
	Bromochloromethane	mg/kg	0.01		-	-	-	-	-	-	-
	Bromodichloromethane	mg/kg	0.007		-	-	-	-	-	-	-
	Bromoform	mg/kg	0.01		-	-	-	-	-	-	-
	Bromomethane	mg/kg	0.01		-	-	-	-	-	-	-
	Carbon disulfide	mg/kg	0.007	11000	-	-	-	-	-	-	-
	Carbon tetrachloride	mg/kg	0.01	890	-	-	-	-	-	-	-
	Chlorodibromomethane	mg/kg	0.01		-	-	-	-	-	-	-
	Chloroethane	mg/kg	0.01		-	-	-	-	-	-	-
	Chloroform	mg/kg	0.008	2500	-	-	-	-	-	-	-
	Chloromethane	mg/kg	0.007		-	-	-	-	-	-	-
	cis-1,2-dichloroethene	mg/kg	0.006		-	-	-	-	-	-	-
	Dibromomethane	mg/kg	0.009		-	-	-	-	-	-	-
	Dichlorodifluoromethane	mg/kg	0.006		-	-	-	-	-	-	-
	Dichloromethane	mg/kg	0.01		-	-	-	-	-	-	-
	Isopropylbenzene	mg/kg	0.005		-	-	-	-	-	-	-
	n-butylbenzene	mg/kg	0.011		-	-	-	-	-	-	-
	n-propylbenzene	mg/kg	0.01		-	-	-	-	-	-	-
	p-isopropyltoluene	mg/kg	0.01		-	-	-	-	-	-	-
	sec-butylbenzene	mg/kg	0.01		-	-	-	-	-	-	-
	Trichloroethene	mg/kg	0.009	120	-	-	-	-	-	-	-
	tert-butylbenzene	mg/kg	0.014		-	-	-	-	-	-	-
	Tetrachloroethene	mg/kg	0.005	1400	-	-	-	-	-	-	-
	trans-1,2-dichloroethene	mg/kg	0.01		-	-	-	-	-	-	-
	Trichlorofluoromethane	mg/kg	0.006		-	-	-	-	-	-	-
	Vinyl chloride	mg/kg	0.006	3.5	-	-	-	-	-	-	-
	tert-Amyl methyl ether	mg/kg	0.01		-	-	-	-	-	-	-
VOC/SVOC	1,2,3-trichlorobenzene	mg/kg	0.02	1800	-	-	-	-	-	-	-
	1,2,4-trichlorobenzene	mg/kg	0.02	15000	-	-	-	-	-	-	-
	1,2-dichlorobenzene	mg/kg	0.01	90000	-	-	-	-	-	-	-
	1,3,5-Trichlorobenzene	mg/kg	0.02	1700	-	-	-	-	-	-	-
	1,3-dichlorobenzene	mg/kg	0.008	300	-	-	-	-	-	-	-
	1,4-dichlorobenzene	mg/kg	0.005	17000	-	-	-	-	-	-	-

				Location Code	WS02008	WS02008	WS02008	WS02307	WS02307	WS02307	WS02307
				Sample Depth Range	0.05-0.15	1-1.1	2-2.2	0.1-0.1	0.2-0.2	0.5-0.5	1.4-1.6
				Sampled Date Time	11/10/2019	11/10/2019	11/10/2019	28/04/2020	28/04/2020	28/04/2020	29/04/2020
				LQM S4UL Public Open Space (POS) Residential - 1% SOM (GAC)							
Chem_Group	ChemName	output unit	EQL								
	Chlorobenzene	mg/kg	0.005	11000	-	-	-	-	-	-	-
	Hexachlorobutadiene	mg/kg	0.02	25	-	-	-	-	-	-	-
SVOC	4-bromophenyl phenyl ether	mg/kg	0.1		-	-	-	-	-	-	-
	4-nitroaniline	mg/kg	0.1		-	-	-	-	-	-	-
	4-nitrophenol	mg/kg	0.1		-	-	-	-	-	-	-
	2,4,5-trichlorophenol	mg/kg	0.1		-	-	-	<0.01	-	-	-
	2,4,6-trichlorophenol	mg/kg	0.1		-	-	-	-	-	-	-
	2,4-dichlorophenol	mg/kg	0.1		-	-	-	-	-	-	-
	2,4-dimethylphenol	mg/kg	0.1		-	-	-	-	-	-	-
	2,4-dinitrotoluene	mg/kg	0.1		-	-	-	-	-	-	-
	2,6-dinitrotoluene	mg/kg	0.1		-	-	-	-	-	-	-
	2-chloronaphthalene	mg/kg	0.1		-	-	-	-	-	-	-
	2-chlorophenol	mg/kg	0.1		-	-	-	-	-	-	-
	2-methylnaphthalene	mg/kg	0.1		-	-	-	-	-	-	-
	2-methylphenol	mg/kg	0.1		-	-	-	-	-	-	-
	2-nitroaniline	mg/kg	0.1		-	-	-	-	-	-	-
	2-nitrophenol	mg/kg	0.1		-	-	-	-	-	-	-
	3-nitroaniline	mg/kg	0.1		-	-	-	-	-	-	-
	4-chloro-3-methylphenol	mg/kg	0.1		-	-	-	-	-	-	-
	4-chloroaniline	mg/kg	0.1		-	-	-	-	-	-	-
	4-chlorophenyl phenyl ether	mg/kg	0.1		-	-	-	-	-	-	-
	4-methylphenol	mg/kg	0.1		-	-	-	-	-	-	-
	Azobenzene	mg/kg	0.1		-	-	-	-	-	-	-
	Bis(2-chloroethoxy) methane	mg/kg	0.1		-	-	-	-	-	-	-
	Bis(2-chloroethyl)ether	mg/kg	0.1		-	-	-	-	-	-	-
	Bis(2-chloroisopropyl) ether	mg/kg	0.1		-	-	-	-	-	-	-
	Bis(2-ethylhexyl) phthalate	mg/kg	0.1		-	-	-	-	-	-	-
	Butyl benzyl phthalate	mg/kg	0.1		-	-	-	-	-	-	-
	Carbazole	mg/kg	0.1		-	-	-	-	-	-	-
	Dibenzofuran	mg/kg	0.1		-	-	-	-	-	-	-
	Diethylphthalate	mg/kg	0.1		-	-	-	-	-	-	-
	Dimethyl phthalate	mg/kg	0.1		-	-	-	-	-	-	-
	Di-n-butyl phthalate	mg/kg	0.1		-	-	-	-	-	-	-
	Di-n-octyl phthalate	mg/kg	0.1		-	-	-	-	-	-	-
	Hexachlorobenzene	mg/kg	0.05	16	-	-	-	<0.05	-	-	-
	Hexachlorocyclopentadiene	mg/kg	0.1		-	-	-	-	-	-	-
	Hexachloroethane	mg/kg	0.1		-	-	-	-	-	-	-
	Isophorone	mg/kg	0.1		-	-	-	-	-	-	-
	Nitrobenzene	mg/kg	0.1		-	-	-	-	-	-	-
	N-nitrosodi-n-propylamine	mg/kg	0.1		-	-	-	-	-	-	-
	Pentachloronitrobenzene	mg/kg	0.05		-	-	-	-	-	-	-
	Pentachlorophenol	mg/kg	0.1	60	-	-	-	-	-	-	-
PCB	Heptachlorobiphenyl, 2,3,3,4,4,5,5- (PCB 189)	mg/kg	0.003		-	-	-	<0.003	<0.003	<0.003	<0.003
	Hexachlorobiphenyl, 2,3,3,4,4,5- (PCB 156)	mg/kg	0.003		-	-	-	<0.003	<0.003	<0.003	<0.003
	Hexachlorobiphenyl, 2,3,3,4,4,5- (PCB 157)	mg/kg	0.003		-	-	-	<0.003	<0.003	<0.003	<0.003
	Hexachlorobiphenyl, 2,3,4,4,5,5- (PCB 167)	mg/kg	0.003		-	-	-	<0.003	<0.003	<0.003	<0.003
	Hexachlorobiphenyl, 3,3,4,4,5,5- (PCB 169)	mg/kg	0.003		-	-	-	<0.003	<0.003	<0.003	<0.003
	PCB 101	mg/kg	0.003		-	-	-	<0.003	<0.003	<0.003	<0.003
	PCB 118	mg/kg	0.003		-	-	-	<0.003	<0.003	<0.003	<0.003
	PCB 138	mg/kg	0.003		-	-	-	<0.003	<0.003	<0.003	<0.003
	PCB 153	mg/kg	0.003		-	-	-	<0.003	<0.003	<0.003	<0.003
	PCB 180	mg/kg	0.003		-	-	-	<0.003	<0.003	<0.003	<0.003
	PCB 28	mg/kg	0.003		-	-	-	<0.003	<0.003	<0.003	<0.003
	PCB 52	mg/kg	0.003		-	-	-	<0.003	<0.003	<0.003	<0.003
	Pentachlorobiphenyl, 2,3,3,4,4- (PCB 105)	mg/kg	0.003		-	-	-	<0.003	<0.003	<0.003	<0.003
	Pentachlorobiphenyl, 2,3,4,4,5- (PCB 114)	mg/kg	0.003		-	-	-	<0.003	<0.003	<0.003	<0.003
	Pentachlorobiphenyl, 2,3,4,4,5- (PCB 123)	mg/kg	0.003		-	-	-	<0.003	<0.003	<0.003	<0.003
	Pentachlorobiphenyl, 3,3,4,4,5- (PCB 126)	mg/kg	0.003		-	-	-	<0.003	<0.003	<0.003	<0.003
	Tetrachlorobiphenyl, 3,3,4,4- (PCB 77)	mg/kg	0.003		-	-	-	<0.003	<0.003	<0.003	<0.003
	Tetrachlorobiphenyl, 3,4,4,5- (PCB 81)	mg/kg	0.003		-	-	-	<0.003	<0.003	<0.003	<0.003
	Total PCB 7 Congeners	mg/kg	0.021		-	-	-	<0.021	<0.021	<0.021	<0.021
	Total PCB WHO 12	mg/kg	0.036		-	-	-	<0.036	<0.036	<0.036	<0.036
Phenolics	Xylenols	mg/kg	0.015		<0.015	<0.015	<0.015	<0.015	<0.015	<0.015	<0.015
	Cresol Total	mg/kg	0.01		<0.01	<0.01	<0.01	**0.0114**	**0.0117**	<0.01	<0.01
	Phenol	mg/kg	0.01	(dir)760[#B]	<0.01	<0.01	<0.01	<0.01	<0.01	<0.01	<0.01
	Phenols Monohydric	mg/kg	0.035		<0.035	<0.035	<0.035	<0.035	<0.035	<0.035	<0.035
Organotins	Dibutyltin	mg/kg			-	-	-	-	-	-	-
	Monophenyltin	mg/kg			-	-	-	<0.02	<0.02	<0.02	<0.02
	Diphenyltin	mg/kg			-	-	-	-	-	-	-
	Monobutyltin	mg/kg			-	-	-	-	-	-	-
	Tetrabutyltin	mg/kg			-	-	-	-	-	-	-
	Tributyltin	mg/kg			-	-	-	<0.02	<0.02	<0.02	<0.02
	Triphenyltin	mg/kg			-	-	-	-	-	-	-
Pesticides	Heptachlor epoxide	mg/kg	0.05		-	-	-	<0.05	-	-	-
	Tecnazene	mg/kg	0.05		-	-	-	-	-	-	-
	2,4,5-TP (Silvex)	mg/kg			-	-	-	<0.01	-	-	-
	Hedonal	mg/kg			-	-	-	<0.01	-	-	-

				Location_Code	WS02008	WS02008	WS02008	WS02307	WS02307	WS02307	WS02307
				Sample_Depth_Range	0.05-0.15	1-1.1	2-2.2	0.1-0.1	0.2-0.2	0.5-0.5	1.4-1.6
				Sampled_Date_Time	11/10/2019	11/10/2019	11/10/2019	28/04/2020	28/04/2020	28/04/2020	29/04/2020
			LQM S4UL Public Open Space (POS) Residential - 1% SOM (GAC)								
Chem_Group	ChemName	output unit	EQL								
	2,4-DDT	mg/kg	0.05		-	-	-	<0.05	-	-	-
	2,4-Dichlorprop	mg/kg			-	-	-	<0.01	-	-	-
	4-(2,4-Dichlorophenoxy)butyric Acid (2,4-DB)	mg/kg			-	-	-	<0.01	-	-	-
	4,4-DDE	mg/kg	0.05		-	-	-	<0.05	-	-	-
	a-BHC	mg/kg	0.05	24	-	-	-	<0.05	-	-	-
	Aldrin	mg/kg	0.05	18	-	-	-	<0.05	-	-	-
	Atrazine	mg/kg	0.05	1200	-	-	-	<0.05	-	-	-
	Azinophos methyl	mg/kg	0.05		-	-	-	<0.05	-	-	-
	b-BHC	mg/kg	0.05	8.1	-	-	-	<0.05	-	-	-
	Bentazone	mg/kg			-	-	-	<0.01	-	-	-
	Chlordane (cis)	mg/kg	0.05		-	-	-	<0.05	-	-	-
	Chlordane (trans)	mg/kg	0.05		-	-	-	<0.05	-	-	-
	Chlorfenvinphos	mg/kg	0.05		-	-	-	<0.05	-	-	-
	Chlorotoluron	mg/kg			-	-	-	<0.01	-	-	-
	Chlorpyrifos-methyl	mg/kg	0.05		-	-	-	<0.05	-	-	-
	Cyanazine	mg/kg			-	-	-	<0.01	-	-	-
	d-BHC	mg/kg	0.05		-	-	-	<0.05	-	-	-
	DDD	mg/kg	0.05		-	-	-	<0.05	-	-	-
	DDT	mg/kg	0.05		-	-	-	<0.1	-	-	-
	Chlorothalonil	mg/kg	0.05		-	-	-	-	-	-	-
	Diazinon	mg/kg	0.05		-	-	-	<0.05	-	-	-
	Dichlorvos	mg/kg	0.05	16	-	-	-	<0.05	-	-	-
	Dieldrin	mg/kg	0.05	18	-	-	-	<0.05	-	-	-
	Dimethoate	mg/kg	0.05		-	-	-	<0.05	-	-	-
	Disulfoton	mg/kg	0.05		-	-	-	-	-	-	-
	Diuron	mg/kg			-	-	-	<0.01	-	-	-
	Endosulfan I	mg/kg	0.05	1200	-	-	-	<0.05	-	-	-
	Endosulfan II	mg/kg	0.05		-	-	-	<0.05	-	-	-
	Endosulfan sulphate	mg/kg	0.05		-	-	-	-	-	-	-
	Endrin	mg/kg	0.05		-	-	-	<0.05	-	-	-
	Fenitrothion	mg/kg	0.05		-	-	-	<0.05	-	-	-
	Fenthion	mg/kg	0.05		-	-	-	<0.05	-	-	-
	Fluroxypyr	mg/kg			-	-	-	<0.01	-	-	-
	g-BHC (Lindane)	mg/kg	0.05	8.2	-	-	-	<0.05	-	-	-
	Heptachlor	mg/kg	0.05		-	-	-	<0.05	-	-	-
	Isodrin	mg/kg	0.05		-	-	-	<0.05	-	-	-
	Isoproturon	mg/kg			-	-	-	<0.01	-	-	-
	Linuron	mg/kg			-	-	-	<0.01	-	-	-
	Malathion	mg/kg	0.05		-	-	-	<0.05	-	-	-
	2-Methyl-4-chlorophenoxyacetic acid	mg/kg			-	-	-	<0.01	-	-	-
	2-Methyl-4-Chlorophenoxy Butanoic Acid	mg/kg			-	-	-	<0.01	-	-	-
	Mecoprop	mg/kg			-	-	-	<0.01	-	-	-
	Methoxychlor	mg/kg	0.05		-	-	-	<0.05	-	-	-
	Methyl parathion	mg/kg	0.05		-	-	-	<0.05	-	-	-
	Mevinphos (Phosdrin)	mg/kg	0.05		-	-	-	<0.05	-	-	-
	Nitroguanidine	mg/kg			-	-	-	-	-	-	-
	o,p-DDD	mg/kg	0.05		-	-	-	<0.05	-	-	-
	o,p'-DDE	mg/kg	0.05		-	-	-	<0.05	-	-	-
	o,p-Methoxychlor	mg/kg	0.05		-	-	-	-	-	-	-
	Parathion	mg/kg	0.05		-	-	-	<0.05	-	-	-
	Pendimethalin	mg/kg	0.05		-	-	-	<0.05	-	-	-
	Permethrin	mg/kg	0.05		-	-	-	-	-	-	-

			Location Code	WS02008	WS02008	WS02008	WS02307	WS02307	WS02307	WS02307
			Sample Depth Range	0.05-0.15	1-1.1	2-2.2	0.1-0.1	0.2-0.2	0.5-0.5	1.4-1.6
			Sampled Date Time	11/10/2019	11/10/2019	11/10/2019	28/04/2020	28/04/2020	28/04/2020	29/04/2020
			LQM S4UL Public Open Space (POS) Residential - 1% SOM (GAC)							
Chem Group	**ChemName**	**output unit**	**EQL**							
	Permethrin II	mg/kg	0.05	-	-	-	-	-	-	-
	Phorate	mg/kg	0.05	-	-	-	<0.05	-	-	-
	Prometryn	mg/kg	0.05	-	-	-	<0.05	-	-	-
	Pronamide	mg/kg	0.05	-	-	-	<0.05	-	-	-
	Propazine	mg/kg	0.05	-	-	-	<0.05	-	-	-
	Simazine	mg/kg	0.05	-	-	-	<0.05	-	-	-
	Terbutryn	mg/kg	0.05	-	-	-	<0.05	-	-	-
	Terbutylazine	mg/kg	0.05	-	-	-	<0.05	-	-	-
	Triadimefon	mg/kg	0.05	-	-	-	<0.05	-	-	-
	Triallate	mg/kg	0.05	-	-	-	-	-	-	-
	Triclopyr	mg/kg		-	-	-	<0.01	-	-	-
	Trifluralin	mg/kg	0.05	-	-	-	<0.05	-	-	-
	Telodrin	mg/kg	0.05	-	-	-	-	-	-	-
Radionuclides	Caesium-137	Bq/kg	1.4	-	-	-	-	-	-	-
	Protactinium-234m	Bq/kg	140	-	-	-	-	-	-	-
	Americium-241	Bq/g	0.0022	-	-	-	-	-	-	-
	Beryllium-7	Bq/g	0.016	-	-	-	-	-	-	-
	Cobalt-60	Bq/g	0.0015	-	-	-	-	-	-	-
	Gross alpha	Bq/kg	54	-	-	-	-	-	-	-
	Gross beta	Bq/kg	87	-	-	-	-	-	-	-
	Lead-210	Bq/kg	22	-	-	-	-	-	-	-
	Potassium-40	Bq/kg	2	-	-	-	-	-	-	-
	Radium -224	Bq/g	0.022	-	-	-	-	-	-	-
	Radium-226	Bq/g	0.0005	-	-	-	-	-	-	-
	Thorium-228	Bq/g	0.0005	-	-	-	-	-	-	-
	Thorium-230	Bq/g	0.0005	-	-	-	-	-	-	-
	Thorium-232	Bq/g	0.0005	-	-	-	-	-	-	-
	Thorium-234	Bq/g	0.025	-	-	-	-	-	-	-
	Uranium-234	Bq/g	0.0005	-	-	-	-	-	-	-
	Uranium-235	Bq/g	0.0005	-	-	-	-	-	-	-
SVOC TIC	SVOC TICS - Detect	Detect		-	-	-	-	-	-	-
	SVOC Tentatively Identified Compounds	mg/kg	0.1	-	-	-	-	-	-	-
VOC TIC	VOC Tentatively Identified Compounds	mg/kg	0.05	-	-	-	-	-	-	-
Explosives	2,2,4,4,6,6-Hexanitrostilbene	mg/kg		-	-	-	-	-	-	-
	2,4,6-Trinitrotoluene (TNT)	mg/kg	130	-	-	-	-	-	-	-
	2,4,6-trinitrophenyl	mg/kg		-	-	-	-	-	-	-
	HMX	mg/kg	13000	-	-	-	-	-	-	-
	Ethylene glycol dinitrate	mg/kg		-	-	-	-	-	-	-
	Nitrocellulose (12% N)	mg/kg		-	-	-	-	-	-	-
	Nitroglycerine	mg/kg		-	-	-	-	-	-	-
	PETN	mg/kg		-	-	-	-	-	-	-
	RDX	mg/kg	26000	-	-	-	-	-	-	-
	Tetryl	mg/kg		-	-	-	-	-	-	-
NA	Actinium-228	Bq/kg	2	-	-	-	-	-	-	-
	Caesium-134	Bq/kg	1.7	-	-	-	-	-	-	-
	Bismuth-212	Bq/kg	19	-	-	-	-	-	-	-
	Bismuth-214	Bq/kg	2	-	-	-	-	-	-	-
	Lead-212	Bq/kg	2	-	-	-	-	-	-	-
	Lead-214	Bq/kg	2	-	-	-	-	-	-	-
	Thallium-208	Bq/kg	2	-	-	-	-	-	-	-
Other	Temperature	°C		14.8	17.2	16.4	14.8 - 17.5	17.1 - 17.5	16.4 - 19	19.3 - 19.6
	Conductivity @ 20oC	uS/cm	14	539 - 550	2190 - 2270	180 - 183	85.9 - 242	69.1 - 194	71.2 - 174	83.6 - 209
	Organic Matter	%	0.35	-	-	-	-	-	-	-
	Moisture Content (dried @35oC)	%		15	0.21	10	12	15	17	17
	pH (Lab)	pH Units	1	8.41 - 8.73	9.36 - 9.97	7.52 - 8.59	8.22 - 8.68	8.31 - 8.76	8.4 - 8.74	7.71 - 8.65
	Total Organic Carbon	%	0.2	2.13	0.579	2.37	1.61	0.72	0.772	0.632

Environmental Standards Comments
#1:GAC is only presented as speciated chromium. 7.7mg/kg is used for hexavalent. If hexavalent chromium (CrVI) data is available, a value of 1,500mg/kg may be appropriate for the remaining trivalent chromium (CrIII).
#2:C4SL for lead adopted
#3:GAC only presented as speciated mercury. 16mg/kg is used for elemental mercury. If the CSM indicates that elemental mercury is not a CoC and mercury is present in an inorganic form, a value of 120mg/kg for inorganic mercury may be appropriate
#4:Updated S4UL for nickel
#5:S4UL exceeds solubility saturation limit
#6:Criteria derived for Ali>C16-C35 split between Ali>C16-21 & Ali>C21-35. Requires summation of fractions to use Ali>C16-C35 criteria.
#7:Criteria presented is for p-xylene. A separate value is presented for o-xylene.
#8:S4UL based on a threshold protective of direct skin contact with phenol

Key

<0.6	Result MDL exceeds GAC
27.8	Result exceeds GAC

Notes
Where a range is given a determinand has been analysed for by more than one method

				Location Code	WS02307	WS02307	WS02308	WS02308	WS02308	WS02308	WS02309
				Sample Depth Range	3.3-3.55	4.1-4.4	0.05-0.05	0.05-0.05	0.5-0.5	1.25-1.6	0.05-0.05
				Sampled Date Time	29/04/2020	29/04/2020	01/05/2020	01/05/2020	01/05/2020	06/05/2020	28/04/2020
				LQM S4UL Public Open Space (POS) Residential - 1% SOM (GAC)							
Chem_Group	**ChemName**	**output unit**	**EQL**								
Metals	Antimony	mg/kg	0.6		<0.6	<0.6	0.668	-	-	-	<0.6
	Arsenic	mg/kg	0.6	79	5.9	1.21	5.77	-	0.963	<0.6	6.64
	Barium	mg/kg	0.6		-	-	-	-	-	-	-
	Beryllium	mg/kg	0.01	2.2	-	-	-	-	-	-	-
	Boron	mg/kg	1	21000	<1	<1	1.27	-	<1	<1	<1
	Cadmium	mg/kg	0.02	120	0.18	0.357	0.582	-	0.28	0.258	0.452
	Chromium (hexavalent)	mg/kg	0.6	7.7	<0.6	<0.6	<0.6	-	<0.6	<0.6	<0.6
	Chromium	mg/kg	0.9	[#1]	13.3	4.59	23.8	-	1.35	0.944	19.5
	Copper	mg/kg	1.4	12000	6.08	3.19	14.4	-	2.07	<1.4	10.6
	Lead	mg/kg	0.7	630[#2]	5.48	<0.7	28.3	-	<0.7	1.1	23.8
	Mercury	mg/kg	0.14	[#3]	<0.14	<0.14	<0.14	-	<0.14	<0.14	<0.14
	Molybdenum	mg/kg	0.1		<0.1	<0.1	0.157	-	-	-	0.26
	Nickel	mg/kg	0.2	230[#4]	10.1	9.25	12.3	-	5.06	1.37	28.7
	Selenium	mg/kg	1	1100	<1	<1	<1	-	<1	<1	<1
	Vanadium	mg/kg	0.2	2000	21.6	8.74	25.2	-	-	-	30.2
	Zinc	mg/kg	1.9	81000	26.8	19.1	79.9	-	16.3	9.78	53.8
Asbestos	Anthophyllite	Detect			0	0	0	-	0	0	0
	Asbestos Analysts Comments	-			-	-	-	-	-	-	-
	Asbestos PCOM Quantification	%	0.001		-	-	-	-	-	-	-
	Asbestos Quantification Total	%	0.001		-	-	-	-	-	-	-
	Asbestos: Actinolite	Detect			0	0	0	-	0	0	0
	Additional Asbestos Components (Using TM048)	Comment			-	-	-	-	-	-	-
	Crocidolite Asbestos	Detect			0	0	0	-	0	0	0
	Asbestos Gravimetric Quantification	%	0.001		-	-	-	-	-	-	-
	Chrysotile Asbestos	Detect			0	0	0	-	0	0	0
	Amosite Asbestos	Detect			0	0	0	-	0	0	0
	Non-Asbestos Fibre	Detect			0	0	0	-	0	0	0
	Tremolite	Detect			0	0	0	-	0	0	0
Inorganics	Alkalinity (total) as CaCO3	mg/kg	10		-	-	-	-	-	-	-
	Ammoniacal Nitrogen as N	mg/kg	12		27.4	35.7	<12	-	-	-	<12
	Cyanide (Free)	mg/kg	1		<1	<1	<1	-	<1	<1	<1
	Cyanide Total	mg/kg	1		<1	<1	<1	-	<1	<1	<1
	cyanides-complex	mg/kg	1		<1	<1	<1	-	<1	<1	<1
	Nitrite (as N)	mg/kg	0.03		-	-	-	-	-	-	-
	Sulphate	mg/kg	200		-	-	-	-	-	-	-
PAH	Naphthalene	mg/kg	0.009	4900	<0.009	<0.009	<0.009	-	<0.009	<0.009	<0.009
	Acenaphthene	mg/kg	0.008	15000	<0.008	<0.008	<0.008	-	<0.008	<0.008	<0.008
	Acenaphthylene	mg/kg	0.012	15000	<0.012	<0.012	0.0151	-	<0.012	<0.012	<0.012
	Fluoranthene	mg/kg	0.017	3100	<0.017	<0.017	0.284	-	<0.017	<0.017	0.0837
	Anthracene	mg/kg	0.016	74000	<0.016	<0.016	<0.016	-	<0.016	<0.016	<0.016
	Phenanthrene	mg/kg	0.015	3100	<0.015	<0.015	0.104	-	<0.015	<0.015	0.0338
	Fluorene	mg/kg	0.01	9900	<0.01	<0.01	<0.01	-	<0.01	<0.01	<0.01
	Chrysene	mg/kg	0.01	57	<0.01	<0.01	0.152	-	<0.01	<0.01	0.0416
	Pyrene	mg/kg	0.015	7400	<0.015	<0.015	0.235	-	<0.015	<0.015	0.07
	Benzo(a)anthracene	mg/kg	0.014	29	<0.014	<0.014	0.162	-	<0.014	<0.014	0.0343
	Benzo(b)fluoranthene	mg/kg	0.015	7.1	<0.015	<0.015	0.146	-	<0.015	<0.015	0.0683
	Benzo(k)fluoranthene	mg/kg	0.014	190	<0.014	<0.014	0.0613	-	<0.014	<0.014	0.0203
	Benzo(a)pyrene	mg/kg	0.015	5.7	<0.015	<0.015	0.197	-	<0.015	<0.015	0.0394
	Dibenz(a,h)anthracene	mg/kg	0.023	0.57	<0.023	<0.023	<0.023	-	<0.023	<0.023	<0.023
	Benzo(g,h,i)perylene	mg/kg	0.024	640	<0.024	<0.024	0.139	-	<0.024	<0.024	0.0345
	Indeno(1,2,3-c,d)pyrene	mg/kg	0.018	82	<0.018	<0.018	0.145	-	<0.018	<0.018	0.0334
	PAH 16 Total	mg/kg	0.118		<0.118	<0.118	1.64	-	<0.118	<0.118	0.459
TPH CWG	>C5-C6 Aliphatics	mg/kg	0.01	(sol)570000[#5]	<0.01	<0.01	<0.01	-	-	-	<0.01
	>C6-C8 Aliphatics	mg/kg	0.01	600000	<0.01	0.029	<0.01	-	-	-	<0.01
	>C10-C44 Aliphatics	mg/kg	5		<5	<5	5.27	-	-	-	5.16
	>C10-C44 Aliphatics/Aromatics	mg/kg	10		<10	<10	24.3	-	-	-	14.7
	>C8-C10 Aliphatics	mg/kg	0.01	13000	<0.01	0.0238	<0.01	-	-	-	<0.01
	>C10-C12 Aliphatics	mg/kg	0.01	13000	<1	<1	<1	-	-	-	<1
	>C12-C16 Aliphatics	mg/kg	0.1	13000	<1	<1	<1	-	-	-	<1
	>C16-C21 Aliphatics	mg/kg	0.1	125000[#6]	<1	<1	<1	-	-	-	<1
	>C21-C35 Aliphatics	mg/kg	0.1	125000[#6]	<1	<1	5.05	-	-	-	4.8
	>C35-C44 Aliphatics	mg/kg	0.1	250000	<1	<1	<1	-	-	-	<1
	>C5-C10 Aliphatics	mg/kg	0.05		<0.05	0.0528	<0.05	-	-	-	<0.05
	Total Aliphatics >C12-C44	mg/kg	0.1		-	-	-	-	-	-	-
	>EC5-EC10 Aromatics	mg/kg	0.05		<0.05	<0.05	<0.05	-	-	-	<0.05
	>EC6-EC7 Aromatics	mg/kg	0.01		<0.01	<0.01	<0.01	-	-	-	<0.01
	>EC7-EC8 Aromatics	mg/kg	0.01	56000	<0.01	<0.01	<0.01	-	-	-	<0.01
	>EC8-EC10 Aromatics	mg/kg	0.01	5000	<0.01	0.0158	<0.01	-	-	-	<0.01
	>EC10-EC12 Aromatics	mg/kg	0.01	5000	6.71	3.57	<1	-	-	-	<1
	>EC10-EC44 Aromatics	mg/kg	5		7.91	<5	19	-	-	-	9.53
	>EC12-EC16 Aromatics	mg/kg	0.1	5100	<1	<1	<1	-	-	-	<1
	>EC16-EC21 Aromatics	mg/kg	0.1	3800	<1	<1	1.26	-	-	-	<1
	>EC21-EC35 Aromatics	mg/kg	0.1	3800	<1	<1	16.7	-	-	-	8.03
	>EC35-EC44 Aromatics	mg/kg	0.1	3800	<1	<1	<1	-	-	-	<1
	>EC40-EC44 Aromatics	mg/kg	0.1		<1	<1	<1	-	-	-	<1
	>EC12-EC44 Aromatics	mg/kg	0.1		-	-	-	-	-	-	-
	TPH Aliphatics & Aromatics >C5-44	mg/kg	0.1		<10	<10	24.3	-	-	-	14.7
TPH	>C5-C6	mg/kg	0.02		-	-	-	-	<0.02	<0.02	-

				Location Code	WS02307	WS02307	WS02308	WS02308	WS02308	WS02308	WS02309
				Sample Depth Range	3.3-3.55	4.1-4.4	0.05-0.05	0.05-0.05	0.5-0.5	1.25-1.6	0.05-0.05
				Sampled Date Time	29/04/2020	29/04/2020	01/05/2020	01/05/2020	01/05/2020	06/05/2020	28/04/2020
				LQM S4UL Public Open Space (POS) Residential - 1% SOM (GAC)							
Chem Group	**ChemName**	**output unit**	**EQL**								
	>C6-C7	mg/kg	0.02		-	-	-	-	<0.02	<0.02	-
	>C7-C8	mg/kg	0.02		-	-	-	-	<0.02	<0.02	-
	>C8-C10	mg/kg	0.02		-	-	-	-	<0.02	<0.02	-
	>C10-C12	mg/kg	0.02		-	-	-	-	<0.02	<0.02	-
	>C12-C16	mg/kg	35		-	-	-	-	<35	<35	-
	>C16-C21	mg/kg	35		-	-	-	-	<35	<35	-
	>C21-C28	mg/kg	35		-	-	-	-	<35	<35	-
	>C28-C35	mg/kg	35		-	-	-	-	<35	<35	-
	>C35-C40	mg/kg	35		-	-	-	-	<35	<35	-
	GRO >C5-10	mg/kg	0.02		<0.02	0.0528	<0.02	-	-	-	<0.02
	TPH >C6-C40	mg/kg	10		-	-	-	-	-	-	-
	EPH>C5-40	mg/kg	35		-	-	-	-	-	-	-
	EPH >C10-40	mg/kg	35		-	-	-	-	<35	<35	-
	GRO >C5-12	mg/kg	0.1		-	-	-	-	<0.1	<0.1	-
	Total Petroleum Hydrocarbons	mg/kg	35		-	-	-	-	<35	<35	-
BTEX and MTBE	Benzene	mg/kg	0.009	72	<0.009	<0.009	<0.009	-	<0.009	<0.009	<0.009
	Toluene	mg/kg	0.007	56000	<0.007	<0.007	<0.007	-	<0.007	<0.007	<0.007
	Ethylbenzene	mg/kg	0.004	24000	<0.004	<0.004	<0.004	-	<0.004	<0.004	<0.004
	Xylene (m & p)	mg/kg	0.01	41000[#7]	<0.01	<0.01	<0.01	-	<0.01	<0.01	<0.01
	Xylene (o)	mg/kg	0.01	41000	<0.01	<0.01	<0.01	-	<0.01	<0.01	<0.01
	Xylene Total	mg/kg	0.02		<0.02	<0.02	<0.02	-	-	-	<0.02
	MTBE	mg/kg	0.01		<0.01	<0.01	<0.01	-	<0.01	<0.01	<0.01
	Total BTEX	mg/kg	0.04		<0.04	<0.04	<0.04	-	<0.04	<0.04	<0.04
VOC	Styrene	mg/kg	0.01		-	-	-	-	-	-	-
	cis-1,3-dichloropropene	mg/kg	0.01		-	-	-	-	-	-	-
	trans-1,3-dichloropropene	mg/kg	0.01		-	-	-	-	-	-	-
	1,1,1,2-tetrachloroethane	mg/kg	0.01	1400	-	-	-	-	-	-	-
	1,1,1-trichloroethane	mg/kg	0.007	140000	-	-	-	-	-	-	-
	1,1,2,2-tetrachloroethane	mg/kg	0.01	1400	-	-	-	-	-	-	-
	1,1,2-trichloroethane	mg/kg	0.01		-	-	-	-	-	-	-
	1,1-dichloroethane	mg/kg	0.008		-	-	-	-	-	-	-
	1,1-dichloroethene	mg/kg	0.01		-	-	-	-	-	-	-
	1,1-dichloropropene	mg/kg	0.01		-	-	-	-	-	-	-
	1,2,3-trichloropropane	mg/kg	0.016		-	-	-	-	-	-	-
	1,2,4-trimethylbenzene	mg/kg	0.009		-	-	-	-	-	-	-
	1,2-dibromo-3-chloropropane	mg/kg	0.014		-	-	-	-	-	-	-
	1,2-dibromoethane	mg/kg	0.01		-	-	-	-	-	-	-
	1,2-dichloroethane	mg/kg	0.005	29	-	-	-	-	-	-	-
	1,2-dichloropropane	mg/kg	0.01		-	-	-	-	-	-	-
	1,3,5-trimethylbenzene	mg/kg	0.008		-	-	-	-	-	-	-
	1,3-dichloropropane	mg/kg	0.007		-	-	-	-	-	-	-
	2,2-dichloropropane	mg/kg	0.01		-	-	-	-	-	-	-
	2-chlorotoluene	mg/kg	0.009		-	-	-	-	-	-	-
	4-chlorotoluene	mg/kg	0.01		-	-	-	-	-	-	-
	Bromobenzene	mg/kg	0.01		-	-	-	-	-	-	-
	Bromochloromethane	mg/kg	0.01		-	-	-	-	-	-	-
	Bromodichloromethane	mg/kg	0.007		-	-	-	-	-	-	-
	Bromoform	mg/kg	0.01		-	-	-	-	-	-	-
	Bromomethane	mg/kg	0.01		-	-	-	-	-	-	-
	Carbon disulfide	mg/kg	0.007	11000	-	-	-	-	-	-	-
	Carbon tetrachloride	mg/kg	0.01	890	-	-	-	-	-	-	-
	Chlorodibromomethane	mg/kg	0.01		-	-	-	-	-	-	-
	Chloroethane	mg/kg	0.01		-	-	-	-	-	-	-
	Chloroform	mg/kg	0.008	2500	-	-	-	-	-	-	-
	Chloromethane	mg/kg	0.007		-	-	-	-	-	-	-
	cis-1,2-dichloroethene	mg/kg	0.006		-	-	-	-	-	-	-
	Dibromomethane	mg/kg	0.009		-	-	-	-	-	-	-
	Dichlorodifluoromethane	mg/kg	0.006		-	-	-	-	-	-	-
	Dichloromethane	mg/kg	0.01		-	-	-	-	-	-	-
	Isopropylbenzene	mg/kg	0.005		-	-	-	-	-	-	-
	n-butylbenzene	mg/kg	0.011		-	-	-	-	-	-	-
	n-propylbenzene	mg/kg	0.01		-	-	-	-	-	-	-
	p-isopropyltoluene	mg/kg	0.01		-	-	-	-	-	-	-
	sec-butylbenzene	mg/kg	0.01		-	-	-	-	-	-	-
	Trichloroethene	mg/kg	0.009	120	-	-	-	-	-	-	-
	tert-butylbenzene	mg/kg	0.014		-	-	-	-	-	-	-
	Tetrachloroethene	mg/kg	0.005	1400	-	-	-	-	-	-	-
	trans-1,2-dichloroethene	mg/kg	0.01		-	-	-	-	-	-	-
	Trichlorofluoromethane	mg/kg	0.006		-	-	-	-	-	-	-
	Vinyl chloride	mg/kg	0.006	3.5	-	-	-	-	-	-	-
	tert-Amyl methyl ether	mg/kg	0.01		-	-	-	-	-	-	-
VOC/SVOC	1,2,3-trichlorobenzene	mg/kg	0.02	1800	-	-	-	-	-	-	-
	1,2,4-trichlorobenzene	mg/kg	0.02	15000	-	-	-	-	-	-	-
	1,2-dichlorobenzene	mg/kg	0.01	90000	-	-	-	-	-	-	-
	1,3,5-Trichlorobenzene	mg/kg	0.02	1700	-	-	-	-	-	-	-
	1,3-dichlorobenzene	mg/kg	0.008	300	-	-	-	-	-	-	-
	1,4-dichlorobenzene	mg/kg	0.005	17000	-	-	-	-	-	-	-

				Location Code	WS02307	WS02307	WS02308	WS02308	WS02308	WS02308	WS02309
				Sample Depth Range	3.3-3.55	4.1-4.4	0.05-0.05	0.05-0.05	0.5-0.5	1.25-1.6	0.05-0.05
				Sampled Date Time	29/04/2020	29/04/2020	01/05/2020	01/05/2020	01/05/2020	06/05/2020	28/04/2020
				LQM S4UL Public Open Space (POS) Residential - 1% SOM (GAC)							
Chem_Group	**ChemName**	**output unit**	**EQL**								
	Chlorobenzene	mg/kg	0.005	11000	-	-	-	-	-	-	-
	Hexachlorobutadiene	mg/kg	0.02	25	-	-	-	-	-	-	-
SVOC	4-bromophenyl phenyl ether	mg/kg	0.1		-	-	-	-	-	-	-
	4-nitroaniline	mg/kg	0.1		-	-	-	-	-	-	-
	4-nitrophenol	mg/kg	0.1		-	-	-	-	-	-	-
	2,4,5-trichlorophenol	mg/kg	0.1		-	-	-	-	-	-	<0.01
	2,4,6-trichlorophenol	mg/kg	0.1		-	-	-	-	-	-	-
	2,4-dichlorophenol	mg/kg	0.1		-	-	-	-	-	-	-
	2,4-dimethylphenol	mg/kg	0.1		-	-	-	-	-	-	-
	2,4-dinitrotoluene	mg/kg	0.1		-	-	<5	-	-	-	-
	2,6-dinitrotoluene	mg/kg	0.1		-	-	<5	-	-	-	-
	2-chloronaphthalene	mg/kg	0.1		-	-	-	-	-	-	-
	2-chlorophenol	mg/kg	0.1		-	-	-	-	-	-	-
	2-methylnaphthalene	mg/kg	0.1		-	-	-	-	-	-	-
	2-methylphenol	mg/kg	0.1		-	-	-	-	-	-	-
	2-nitroaniline	mg/kg	0.1		-	-	-	-	-	-	-
	2-nitrophenol	mg/kg	0.1		-	-	-	-	-	-	-
	3-nitroaniline	mg/kg	0.1		-	-	-	-	-	-	-
	4-chloro-3-methylphenol	mg/kg	0.1		-	-	-	-	-	-	-
	4-chloroaniline	mg/kg	0.1		-	-	-	-	-	-	-
	4-chlorophenyl phenyl ether	mg/kg	0.1		-	-	-	-	-	-	-
	4-methylphenol	mg/kg	0.1		-	-	-	-	-	-	-
	Azobenzene	mg/kg	0.1		-	-	-	-	-	-	-
	Bis(2-chloroethoxy) methane	mg/kg	0.1		-	-	-	-	-	-	-
	Bis(2-chloroethyl)ether	mg/kg	0.1		-	-	-	-	-	-	-
	Bis(2-chloroisopropyl) ether	mg/kg	0.1		-	-	-	-	-	-	-
	Bis(2-ethylhexyl) phthalate	mg/kg	0.1		-	-	-	-	-	-	-
	Butyl benzyl phthalate	mg/kg	0.1		-	-	-	-	-	-	-
	Carbazole	mg/kg	0.1		-	-	-	-	-	-	-
	Dibenzofuran	mg/kg	0.1		-	-	-	-	-	-	-
	Diethylphthalate	mg/kg	0.1		-	-	-	-	-	-	-
	Dimethyl phthalate	mg/kg	0.1		-	-	-	-	-	-	-
	Di-n-butyl phthalate	mg/kg	0.1		-	-	-	-	-	-	-
	Di-n-octyl phthalate	mg/kg	0.1		-	-	-	-	-	-	-
	Hexachlorobenzene	mg/kg	0.05	16	-	-	-	-	-	-	<0.05
	Hexachlorocyclopentadiene	mg/kg	0.1		-	-	-	-	-	-	-
	Hexachloroethane	mg/kg	0.1		-	-	-	-	-	-	-
	Isophorone	mg/kg	0.1		-	-	-	-	-	-	-
	Nitrobenzene	mg/kg	0.1		-	-	-	-	-	-	-
	N-nitrosodi-n-propylamine	mg/kg	0.1		-	-	-	-	-	-	-
	Pentachloronitrobenzene	mg/kg	0.05		-	-	-	-	-	-	-
	Pentachlorophenol	mg/kg	0.1	60	-	-	-	-	-	-	-
PCB	Heptachlorobiphenyl, 2,3,3,4,4,5,5- (PCB 189)	mg/kg	0.003		<0.003	<0.003	<0.003	-	-	-	<0.003
	Hexachlorobiphenyl, 2,3,3,4,4,5- (PCB 156)	mg/kg	0.003		<0.003	<0.003	<0.003	-	-	-	<0.003
	Hexachlorobiphenyl, 2,3,3,4,4,5- (PCB 157)	mg/kg	0.003		<0.003	<0.003	<0.003	-	-	-	<0.003
	Hexachlorobiphenyl, 2,3,4,4,5,5- (PCB 167)	mg/kg	0.003		<0.003	<0.003	<0.003	-	-	-	<0.003
	Hexachlorobiphenyl, 3,3,4,4,5,5- (PCB 169)	mg/kg	0.003		<0.003	<0.003	<0.003	-	-	-	<0.003
	PCB 101	mg/kg	0.003		<0.003	<0.003	<0.003	-	-	-	<0.003
	PCB 118	mg/kg	0.003		<0.003	<0.003	<0.003	-	-	-	<0.003
	PCB 138	mg/kg	0.003		<0.003	<0.003	<0.003	-	-	-	<0.003
	PCB 153	mg/kg	0.003		<0.003	<0.003	<0.003	-	-	-	<0.003
	PCB 180	mg/kg	0.003		<0.003	<0.003	<0.003	-	-	-	<0.003
	PCB 28	mg/kg	0.003		<0.003	<0.003	<0.003	-	-	-	<0.003
	PCB 52	mg/kg	0.003		<0.003	<0.003	<0.003	-	-	-	<0.003
	Pentachlorobiphenyl, 2,3,3,4,4- (PCB 105)	mg/kg	0.003		<0.003	<0.003	<0.003	-	-	-	<0.003
	Pentachlorobiphenyl, 2,3,4,4,5- (PCB 114)	mg/kg	0.003		<0.003	<0.003	<0.003	-	-	-	<0.003
	Pentachlorobiphenyl, 2,3,4,4,5- (PCB 123)	mg/kg	0.003		<0.003	<0.003	<0.003	-	-	-	<0.003
	Pentachlorobiphenyl, 3,3,4,4,5- (PCB 126)	mg/kg	0.003		<0.003	<0.003	<0.003	-	-	-	<0.003
	Tetrachlorobiphenyl, 3,3,4,4- (PCB 77)	mg/kg	0.003		<0.003	<0.003	<0.003	-	-	-	<0.003
	Tetrachlorobiphenyl, 3,4,4,5- (PCB 81)	mg/kg	0.003		<0.003	<0.003	<0.003	-	-	-	<0.003
	Total PCB 7 Congeners	mg/kg	0.021		<0.021	<0.021	<0.021	-	-	-	<0.021
	Total PCB WHO 12	mg/kg	0.036		<0.036	<0.036	<0.036	-	-	-	<0.036
Phenolics	Xylenols	mg/kg	0.015		<0.015	<0.015	<0.015	-	<0.015	<0.015	<0.015
	Cresol Total	mg/kg	0.01		<0.01	<0.01	**0.0116**	-	<0.01	<0.01	**0.0113**
	Phenol	mg/kg	0.01	(dir)760[#8]	<0.01	<0.01	<0.01	-	<0.01	<0.01	**0.0113**
	Phenols Monohydric	mg/kg	0.035		<0.035	<0.035	<0.035	-	<0.035	<0.035	<0.035
Organotins	Dibutyltin	mg/kg			-	-	-	-	-	-	-
	Monophenyltin	mg/kg			<0.02	<0.02	<0.02	-	-	-	<0.02
	Diphenyltin	mg/kg			-	-	-	-	-	-	-
	Monobutyltin	mg/kg			-	-	-	-	-	-	-
	Tetrabutyltin	mg/kg			-	-	-	-	-	-	-
	Tributyltin	mg/kg			<0.02	<0.02	<0.02	-	-	-	<0.02
	Triphenyltin	mg/kg			-	-	-	-	-	-	-
Pesticides	Heptachlor epoxide	mg/kg	0.05		-	-	-	-	-	-	<0.05
	Tecnazene	mg/kg	0.05		-	-	-	-	-	-	-
	2,4,5-TP (Silvex)	mg/kg			-	-	-	-	-	-	<0.01
	Hedonal	mg/kg			-	-	-	-	-	-	<0.01

				Location Code	WS02307	WS02307	WS02308	WS02308	WS02308	WS02308	WS02309
				Sample Depth Range	3.3-3.55	4.1-4.4	0.05-0.05	0.05-0.05	0.5-0.5	1.25-1.6	0.05-0.05
				Sampled Date Time	29/04/2020	29/04/2020	01/05/2020	01/05/2020	01/05/2020	06/05/2020	28/04/2020
				LQM S4UL Public Open Space (POS) Residential - 1% SOM (GAC)							
Chem_Group	ChemName	output unit	EQL								
	2,4-DDT	mg/kg	0.05		-	-	-	-	-	-	<0.05
	2,4-Dichlorprop	mg/kg			-	-	-	-	-	-	<0.01
	4-(2,4-Dichlorophenoxy)butyric Acid (2,4-DB)	mg/kg			-	-	-	-	-	-	<0.01
	4,4-DDE	mg/kg	0.05		-	-	-	-	-	-	<0.05
	a-BHC	mg/kg	0.05	24	-	-	-	-	-	-	<0.05
	Aldrin	mg/kg	0.05	18	-	-	-	-	-	-	<0.05
	Atrazine	mg/kg	0.05	1200	-	-	-	-	-	-	<0.05
	Azinophos methyl	mg/kg	0.05		-	-	-	-	-	-	<0.05
	b-BHC	mg/kg	0.05	8.1	-	-	-	-	-	-	<0.05
	Bentazone	mg/kg			-	-	-	-	-	-	<0.01
	Chlordane (cis)	mg/kg	0.05		-	-	-	-	-	-	<0.05
	Chlordane (trans)	mg/kg	0.05		-	-	-	-	-	-	<0.05
	Chlorfenvinphos	mg/kg	0.05		-	-	-	-	-	-	<0.05
	Chlorotoluron	mg/kg			-	-	-	-	-	-	<0.01
	Chlorpyrifos-methyl	mg/kg	0.05		-	-	-	-	-	-	<0.05
	Cyanazine	mg/kg			-	-	-	-	-	-	<0.01
	d-BHC	mg/kg	0.05		-	-	-	-	-	-	<0.05
	DDD	mg/kg	0.05		-	-	-	-	-	-	<0.05
	DDT	mg/kg	0.05		-	-	-	-	-	-	<0.1
	Chlorothalonil	mg/kg	0.05		-	-	-	-	-	-	-
	Diazinon	mg/kg	0.05		-	-	-	-	-	-	<0.05
	Dichlorvos	mg/kg	0.05	16	-	-	-	-	-	-	<0.05
	Dieldrin	mg/kg	0.05	18	-	-	-	-	-	-	<0.05
	Dimethoate	mg/kg	0.05		-	-	-	-	-	-	<0.05
	Disulfoton	mg/kg	0.05		-	-	-	-	-	-	-
	Diuron	mg/kg			-	-	-	-	-	-	<0.01
	Endosulfan I	mg/kg	0.05	1200	-	-	-	-	-	-	<0.05
	Endosulfan II	mg/kg	0.05		-	-	-	-	-	-	<0.05
	Endosulfan sulphate	mg/kg	0.05		-	-	-	-	-	-	-
	Endrin	mg/kg	0.05		-	-	-	-	-	-	<0.05
	Fenitrothion	mg/kg	0.05		-	-	-	-	-	-	<0.05
	Fenthion	mg/kg	0.05		-	-	-	-	-	-	<0.05
	Fluroxypyr	mg/kg			-	-	-	-	-	-	<0.01
	g-BHC (Lindane)	mg/kg	0.05	8.2	-	-	-	-	-	-	<0.05
	Heptachlor	mg/kg	0.05		-	-	-	-	-	-	<0.05
	Isodrin	mg/kg	0.05		-	-	-	-	-	-	<0.05
	Isoproturon	mg/kg			-	-	-	-	-	-	<0.01
	Linuron	mg/kg			-	-	-	-	-	-	<0.01
	Malathion	mg/kg	0.05		-	-	-	-	-	-	<0.05
	2-Methyl-4-chlorophenoxyacetic acid	mg/kg			-	-	-	-	-	-	<0.01
	2-Methyl-4-Chlorophenoxy Butanoic Acid	mg/kg			-	-	-	-	-	-	<0.01
	Mecoprop	mg/kg			-	-	-	-	-	-	<0.01
	Methoxychlor	mg/kg	0.05		-	-	-	-	-	-	<0.05
	Methyl parathion	mg/kg	0.05		-	-	-	-	-	-	<0.05
	Mevinphos (Phosdrin)	mg/kg	0.05		-	-	-	-	-	-	<0.05
	Nitroguanidine	mg/kg			-	-	<5	-	-	-	-
	o,p-DDD	mg/kg	0.05		-	-	-	-	-	-	<0.05
	o,p'-DDE	mg/kg	0.05		-	-	-	-	-	-	<0.05
	o,p-Methoxychlor	mg/kg	0.05		-	-	-	-	-	-	-
	Parathion	mg/kg	0.05		-	-	-	-	-	-	<0.05
	Pendimethalin	mg/kg	0.05		-	-	-	-	-	-	<0.05
	Permethrin	mg/kg	0.05		-	-	-	-	-	-	-

				Location Code	WS02307	WS02307	WS02308	WS02308	WS02308	WS02308	WS02309
				Sample Depth Range	3.3-3.55	4.1-4.4	0.05-0.05	0.05-0.05	0.5-0.5	1.25-1.6	0.05-0.05
				Sampled Date Time	29/04/2020	29/04/2020	01/05/2020	01/05/2020	01/05/2020	06/05/2020	28/04/2020
				LQM S4UL Public Open Space (POS) Residential - 1% SOM (GAC)							
Chem Group	**ChemName**	**output unit**	**EQL**								
	Permethrin II	mg/kg	0.05		-	-	-	-	-	-	-
	Phorate	mg/kg	0.05		-	-	-	-	-	-	<0.05
	Prometryn	mg/kg	0.05		-	-	-	-	-	-	<0.05
	Pronamide	mg/kg	0.05		-	-	-	-	-	-	<0.05
	Propazine	mg/kg	0.05		-	-	-	-	-	-	<0.05
	Simazine	mg/kg	0.05		-	-	-	-	-	-	<0.05
	Terbutryn	mg/kg	0.05		-	-	-	-	-	-	<0.05
	Terbutylazine	mg/kg	0.05		-	-	-	-	-	-	<0.05
	Triadimefon	mg/kg	0.05		-	-	-	-	-	-	<0.05
	Triallate	mg/kg	0.05		-	-	-	-	-	-	-
	Tricloovr	mg/kg			-	-	-	-	-	-	<0.01
	Trifluralin	mg/kg	0.05		-	-	-	-	-	-	<0.05
	Telodrin	mg/kg	0.05		-	-	-	-	-	-	-
Radionuclides	Caesium-137	Bq/kg	1.4		-	-	-	<1.7	-	-	-
	Protactinium-234m	Bq/kg	140		-	-	-	<160	-	-	-
	Americium-241	Bq/g	0.0022		-	-	-	<0.0027	-	-	-
	Beryllium-7	Bq/g	0.016		-	-	-	<0.018	-	-	-
	Cobalt-60	Bq/g	0.0015		-	-	-	<0.0016	-	-	-
	Gross alpha	Bq/kg	54		-	-	-	136	-	-	-
	Gross beta	Bq/kg	87		-	-	-	204	-	-	-
	Lead-210	Bq/kg	22		-	-	-	<25	-	-	-
	Potassium-40	Bq/kg	2		-	-	-	187	-	-	-
	Radium -224	Bq/g	0.022		-	-	-	<0.042	-	-	-
	Radium-226	Bq/g	0.0005		-	-	-	<0.029 - 0.0128	-	-	-
	Thorium-228	Bq/g	0.0005		-	-	-	0.0127	-	-	-
	Thorium-230	Bq/g	0.0005		-	-	-	0.0191	-	-	-
	Thorium-232	Bq/g	0.0005		-	-	-	0.0122	-	-	-
	Thorium-234	Bq/g	0.025		-	-	-	<0.026	-	-	-
	Uranium-234	Bq/g	0.0005		-	-	-	0.0131	-	-	-
	Uranium-235	Bq/g	0.0005		-	-	-	<0.0017	-	-	-
SVOC TIC	SVOC TICS - Detect	Detect			-	-	-	-	-	-	-
	SVOC Tentatively Identified Compounds	mg/kg	0.1		-	-	-	-	-	-	-
VOC TIC	VOC Tentatively Identified Compounds	mg/kg	0.05		-	-	-	-	-	-	-
Explosives	2,2,4,4,6,6-Hexanitrostilbene	mg/kg			-	-	<5	-	-	-	-
	2,4,6-Trinitrotoluene (TNT)	mg/kg		130	-	-	<5	-	-	-	-
	2,4,6-trinitrophenyl	mg/kg			-	-	<5	-	-	-	-
	HMX	mg/kg		13000	-	-	<5	-	-	-	-
	Ethylene glycol dinitrate	mg/kg			-	-	<5	-	-	-	-
	Nitrocellulose (12% N)	mg/kg			-	-	<5000	-	-	-	-
	Nitroglycerine	mg/kg			-	-	<5	-	-	-	-
	PETN	mg/kg			-	-	<5	-	-	-	-
	RDX	mg/kg		26000	-	-	<5	-	-	-	-
	Tetryl	mg/kg			-	-	<5	-	-	-	-
NA	Actinium-228	Bq/kg	2		-	-	-	<6.4	-	-	-
	Caesium-134	Bq/kg	1.7		-	-	-	<1.8	-	-	-
	Bismuth-212	Bq/kg	19		-	-	-	<21	-	-	-
	Bismuth-214	Bq/kg	2		-	-	-	13.5	-	-	-
	Lead-212	Bq/kg	2		-	-	-	12.9	-	-	-
	Lead-214	Bq/kg	2		-	-	-	15.4	-	-	-
	Thallium-208	Bq/kg	2		-	-	-	3.9	-	-	-
Other	Temperature	°C			19.6	17.8 - 18	18.2	-	18.6	19.7	18.3 - 18.7
	Conductivity @ 20oC	uS/cm	14		68.8 - 165	41.3 - 105	215 - 225	-	108 - 110	58.6 - 62.1	103 - 279
	Organic Matter	%	0.35		-	-	-	-	-	-	-
	Moisture Content (dried @35oC)	%			16	24	13	-	18	17	11
	pH (Lab)	pH Units	1		8.29 - 8.49	8.07 - 9.09	8.12 - 8.41	-	7.89 - 8.89	8.48 - 8.96	8.21 - 8.59
	Total Organic Carbon	%	0.2		<0.2	<0.2	1.46	-	<0.2	<0.2	1.26

Environmental Standards Comments
#1:GAC is only presented as speciated chromium. 7.7mg/kg is used for hexavalent. If hexavalent chromium (CrVI) data is available, a value of 1,500mg/kg may be appropriate for the remaining trivalent chromium (CrIII).
#2:C4SL for lead adopted
#3:GAC only presented as speciated mercury. 16mg/kg is used for elemental mercury. If the CSM indicates that elemental mercury is not a CoC and mercury is present in an inorganic form, a value of 120mg/kg for inorganic mercury may be appropriate
#4:Updated S4UL for nickel
#5:S4UL exceeds solubility saturation limit
#6:Criteria derived for Ali>C16-C35 split between Ali>C16-21 & Ali>C21-35. Requires summation of fractions to use Ali>C16-C35 criteria.
#7:Criteria presented is for p-xylene. A separate value is presented for o-xylene.
#8:S4UL based on a threshold protective of direct skin contact with phenol

Key

<0.6	Result MDL exceeds GAC
27.8	Result exceeds GAC

Notes
Where a range is given a determinand has been analysed for by more than one method

				Location Code	WS02309	WS02309	WS02309	WS03001	WS03001	WS03001	WS03002
				Sample Depth Range	0.3-0.3	0.8-0.8	1.2-1.3	0.05-0.15	0.5-0.65	1-1.2	0.05-0.15
				Sampled Date Time	28/04/2020	28/04/2020	30/04/2020	07/11/2019	07/11/2019	07/11/2019	07/11/2019
				LQM S4UL Public Open Space (POS) Residential - 1% SOM (GAC)							
Chem_Group	**ChemName**	**output unit**	**EQL**								
Metals	Antimony	mg/kg	0.6		<0.6	<0.6	<0.6	-	-	-	-
	Arsenic	mg/kg	0.6	79	<0.6	<0.6	2.61	4.64	3.16	<0.6	3.9
	Barium	mg/kg	0.6	-	-	-	-	-	-	-	-
	Beryllium	mg/kg	0.01	2.2	-	-	-	-	-	-	-
	Boron	mg/kg	1	21000	<1	<1	<1	<1	<1	<1	<1
	Cadmium	mg/kg	0.02	120	0.259	0.296	0.351	0.0943	0.273	0.247	0.132
	Chromium (hexavalent)	mg/kg	0.6	7.7	<0.6	<0.6	<0.6	1.44	<3	<0.6	<0.6
	Chromium	mg/kg	0.9	[#1]	1.69	1.26	1.83	23.9	7.59	1.31	12.5
	Copper	mg/kg	1.4	12000	<1.4	<1.4	1.74	9.95	6.16	<1.4	10.6
	Lead	mg/kg	0.7	630[#2]	<0.7	<0.7	<0.7	40.5	11.6	<0.7	32.7
	Mercury	mg/kg	0.14	[#3]	<0.14	<0.14	<0.14	<0.14	<0.14	<0.14	<0.14
	Molybdenum	mg/kg	0.1		<0.1	<0.1	0.545	-	-	-	-
	Nickel	mg/kg	0.2	230[#4]	5.58	4.06	8.08	14.3	8.42	1.06	9.61
	Selenium	mg/kg	1	1100	<1	<1	<1	<1	<1	<1	<1
	Vanadium	mg/kg	0.2	2000	4.12	3.36	4.45	-	-	-	-
	Zinc	mg/kg	1.9	81000	13.8	14.7	26.6	49.1	41.5	11.1	71.6
Asbestos	Anthophyllite	Detect			0	0	0	0	0	0	0
	Asbestos Analysts Comments	-			-	-	-	-	-	-	-
	Asbestos PCOM Quantification	%	0.001		-	-	-	-	-	-	-
	Asbestos Quantification Total	%	0.001		-	-	-	-	-	-	-
	Asbestos: Actinolite	Detect			0	0	0	0	0	0	0
	Additional Asbestos Components (Using TM048)	Comment			-	-	-	-	-	-	-
	Crocidolite Asbestos	Detect			0	0	0	0	0	0	0
	Asbestos Gravimetric Quantification	%	0.001		-	-	-	-	-	-	-
	Chrysotile Asbestos	Detect			0	0	0	0	0	0	0
	Amosite Asbestos	Detect			0	0	0	0	0	0	0
	Non-Asbestos Fibre	Detect			0	0	0	0	0	0	0
	Tremolite	Detect			0	0	0	0	0	0	0
Inorganics	Alkalinity (total) as CaCO3	mg/kg	10		-	-	-	-	-	-	-
	Ammoniacal Nitrogen as N	mg/kg	12		<12	21	<12	-	<12	<12	<12
	Cyanide (Free)	mg/kg	1		<1	<1	<1	<1	<1	<1	<1
	Cyanide Total	mg/kg	1		<1	<1	<1	<1	<1	<1	<1
	cyanides-complex	mg/kg	1		<1	<1	<1	<1	<1	<1	<1
	Nitrite (as N)	mg/kg	0.03		-	-	-	-	-	-	-
	Sulphate	mg/kg	200		-	-	-	-	-	-	-
PAH	Naphthalene	mg/kg	0.009	4900	<0.009	<0.009	<0.009	0.262	<0.013	<0.013	<0.26 - 0.281
	Acenaphthene	mg/kg	0.008	15000	<0.008	<0.008	<0.008	1.61	<0.08	<0.08	<2 - 2.46
	Acenaphthylene	mg/kg	0.012	15000	<0.012	<0.012	<0.012	0.272	<0.1	<0.1	<2 - 0.41
	Fluoranthene	mg/kg	0.017	3100	<0.017	<0.017	<0.017	32.7	0.372 - 1.39	0.52 - 0.859	18.9 - 26.9
	Anthracene	mg/kg	0.016	74000	<0.016	<0.016	<0.016	4.73	<0.1 - 0.212	<0.16 - 0.121	<2 - 4.99
	Phenanthrene	mg/kg	0.015	3100	<0.015	<0.015	<0.015	15.4	0.144 - 0.811	0.206 - 0.411	6.68 - 17.5
	Fluorene	mg/kg	0.01	9900	<0.01	<0.01	<0.01	1.19	<0.1	<0.1	<2 - 1.75
	Chrysene	mg/kg	0.01	57	<0.01	<0.01	<0.01	12.1	0.228 - 0.512	0.201 - 0.448	9.46 - 10.7
	Pyrene	mg/kg	0.015	7400	<0.015	<0.015	<0.015	29.3	0.432 - 1.22	0.493 - 0.968	20.5 - 24
	Benzo(a)anthracene	mg/kg	0.014	29	<0.014	<0.014	<0.014	14.3	0.144 - 0.543	0.237 - 0.351	7.27 - 10.9
	Benzo(b)fluoranthene	mg/kg	0.015	7.1	<0.015	<0.015	<0.015	17.7	<0.1 - 0.788	0.218 - 0.52	7.29 - 14.5
	Benzo(k)fluoranthene	mg/kg	0.014	190	<0.014	<0.014	<0.014	6.34	0.18 - 0.32	<0.14 - 0.315	5.83 - 9.16
	Benzo(a)pyrene	mg/kg	0.015	5.7	<0.015	<0.015	<0.015	12.6	0.12 - 0.662	0.278 - 0.357	9.54 - 11.6
	Dibenz(a,h)anthracene	mg/kg	0.023	0.57	<0.023	<0.023	<0.023	1.3	<0.1	<0.1	<2 - 1.15
	Benzo(g,h,i)perylene	mg/kg	0.024	640	<0.024	<0.024	<0.024	8	<0.1 - 0.488	0.169 - 0.319	6.69 - 7.26
	Indeno(1,2,3-c,d)pyrene	mg/kg	0.018	82	<0.018	<0.018	<0.018	9	<0.1 - 0.449	<0.1 - 0.303	4.77 - 6.98
	PAH 16 Total	mg/kg	0.118		<0.118	<0.118	<0.118	167	7.4	3.16	147
TPH CWG	>C5-C6 Aliphatics	mg/kg	0.01	(sol)570000[#5]	<0.01	<0.01	<0.01	-	-	-	-
	>C6-C8 Aliphatics	mg/kg	0.01	600000	<0.01	<0.01	<0.01	-	-	-	-
	>C10-C44 Aliphatics	mg/kg	5		<5	<5	8.07	-	-	-	-
	>C10-C44 Aliphatics/Aromatics	mg/kg	10		<10	<10	<10	-	-	-	-
	>C8-C10 Aliphatics	mg/kg	0.01	13000	<0.01	<0.01	<0.01	-	-	-	-
	>C10-C12 Aliphatics	mg/kg	0.01	13000	<1	<1	<1	-	-	-	-
	>C12-C16 Aliphatics	mg/kg	0.1	13000	<1	<1	<1	-	-	-	-
	>C16-C21 Aliphatics	mg/kg	0.1	125000[#6]	<1	<1	<1	-	-	-	-
	>C21-C35 Aliphatics	mg/kg	0.1	125000[#6]	<1	<1	7.56	-	-	-	-
	>C35-C44 Aliphatics	mg/kg	0.1	250000	<1	<1	<1	-	-	-	-
	>C5-C10 Aliphatics	mg/kg	0.05		<0.05	<0.05	<0.05	-	-	-	-
	Total Aliphatics >C12-C44	mg/kg	0.1		-	-	-	-	-	-	-
	>EC5-EC10 Aromatics	mg/kg	0.05		<0.05	<0.05	<0.05	-	-	-	-
	>EC6-EC7 Aromatics	mg/kg	0.01		<0.01	<0.01	<0.01	-	-	-	-
	>EC7-EC8 Aromatics	mg/kg	0.01	56000	<0.01	<0.01	<0.01	-	-	-	-
	>EC8-EC10 Aromatics	mg/kg	0.01	5000	<0.01	<0.01	<0.01	-	-	-	-
	>EC10-EC12 Aromatics	mg/kg	0.01	5000	<1	<1	<1	-	-	-	-
	>EC10-EC44 Aromatics	mg/kg	5		<5	<5	<5	-	-	-	-
	>EC12-EC16 Aromatics	mg/kg	0.1	5100	<1	<1	<1	-	-	-	-
	>EC16-EC21 Aromatics	mg/kg	0.1	3800	<1	<1	<1	-	-	-	-
	>EC21-EC35 Aromatics	mg/kg	0.1	3800	<1	<1	<1	-	-	-	-
	>EC35-EC44 Aromatics	mg/kg	0.1	3800	<1	<1	<1	-	-	-	-
	>EC40-EC44 Aromatics	mg/kg	0.1		<1	<1	<1	-	-	-	-
	>EC12-EC44 Aromatics	mg/kg	0.1		-	-	-	-	-	-	-
	TPH Aliphatics & Aromatics >C5-44	mg/kg	0.1		<10	<10	<10	-	-	-	-
TPH	>C5-C6	mg/kg	0.02		-	-	-	<0.02	<0.02	<0.02	<0.02

				Location Code	WS02309	WS02309	WS02309	WS03001	WS03001	WS03001	WS03002
				Sample Depth Range	0.3-0.3	0.8-0.8	1.2-1.3	0.05-0.15	0.5-0.65	1-1.2	0.05-0.15
				Sampled Date Time	28/04/2020	28/04/2020	30/04/2020	07/11/2019	07/11/2019	07/11/2019	07/11/2019
			LQM S4UL Public Open Space (POS) Residential - 1% SOM (GAC)								
Chem_Group	ChemName	output unit	EQL								
	>C6-C7	mg/kg	0.02		-	-	-	<0.02	<0.02	<0.02	<0.02
	>C7-C8	mg/kg	0.02		-	-	-	<0.02	<0.02	<0.02	<0.02
	>C8-C10	mg/kg	0.02		-	-	-	<0.02	<0.02	<0.02	<0.02
	>C10-C12	mg/kg	0.02		-	-	-	<0.02	<0.02	<0.02	<0.02
	>C12-C16	mg/kg	35		-	-	-	<350	<35	<35	<350
	>C16-C21	mg/kg	35		-	-	-	<350	<35	<35	356
	>C21-C28	mg/kg	35		-	-	-	837	43.3	<35	823
	>C28-C35	mg/kg	35		-	-	-	1290	69.1	70.8	2130
	>C35-C40	mg/kg	35		-	-	-	1350	63.5	86.9	2150
	GRO >C5-10	mg/kg	0.02		<0.02	<0.02	<0.02	-	-	-	-
	TPH >C6-C40	mg/kg	10		-	-	-	-	-	-	-
	EPH>C5-40	mg/kg	35		-	-	-	381	201	198	554
	EPH >C10-40	mg/kg	35		-	-	-	3810	201	198	5540
	GRO >C5-12	mg/kg	0.1		-	-	-	<0.1	<0.1	<0.1	<0.1
	Total Petroleum Hydrocarbons	mg/kg	35		-	-	-	-	-	-	-
BTEX and MTBE	Benzene	mg/kg	0.009	72	<0.009	<0.009	<0.009	<0.18	<0.009	<0.009	<0.18
	Toluene	mg/kg	0.007	56000	<0.007	<0.007	<0.007	<0.14	<0.007	<0.007	<0.14
	Ethylbenzene	mg/kg	0.004	24000	<0.004	<0.004	<0.004	<0.08	<0.004	<0.004	<0.08
	Xylene (m & p)	mg/kg	0.01	41000[#7]	<0.01	<0.01	<0.01	<0.2	<0.01	<0.01	<0.2
	Xylene (o)	mg/kg	0.01	41000	<0.01	<0.01	<0.01	<0.2	<0.01	<0.01	<0.2
	Xylene Total	mg/kg	0.02		<0.02	<0.02	<0.02	-	-	-	-
	MTBE	mg/kg	0.01		<0.01	<0.01	<0.01	<0.2	<0.01	<0.01	<0.2
	Total BTEX	mg/kg	0.04		<0.04	<0.04	<0.04	<0.8	<0.04	<0.04	<0.8
VOC	Styrene	mg/kg	0.01		-	-	-	-	<0.01	<0.01	<0.2
	cis-1,3-dichloropropene	mg/kg	0.01		-	-	-	-	<0.01	<0.01	<0.2
	trans-1,3-dichloropropene	mg/kg	0.01		-	-	-	-	<0.01	<0.01	<0.2
	1,1,1,2-tetrachloroethane	mg/kg	0.01	1400	-	-	-	-	<0.01	<0.01	<0.2
	1,1,1-trichloroethane	mg/kg	0.007	140000	-	-	-	-	<0.007	<0.007	<0.14
	1,1,2,2-tetrachloroethane	mg/kg	0.01	1400	-	-	-	-	<0.01	<0.01	<0.2
	1,1,2-trichloroethane	mg/kg	0.01		-	-	-	-	<0.01	<0.01	<0.2
	1,1-dichloroethane	mg/kg	0.008		-	-	-	-	<0.008	<0.008	<0.16
	1,1-dichloroethene	mg/kg	0.01		-	-	-	-	<0.01	<0.01	<0.2
	1,1-dichloropropene	mg/kg	0.01		-	-	-	-	<0.01	<0.01	<0.2
	1,2,3-trichloropropane	mg/kg	0.016		-	-	-	-	<0.016	<0.016	<0.32
	1,2,4-trimethylbenzene	mg/kg	0.009		-	-	-	-	<0.009	<0.009	<0.18
	1,2-dibromo-3-chloropropane	mg/kg	0.014		-	-	-	-	<0.014	<0.014	<0.28
	1,2-dibromoethane	mg/kg	0.01		-	-	-	-	<0.01	<0.01	<0.2
	1,2-dichloroethane	mg/kg	0.005	29	-	-	-	-	<0.005	<0.005	<0.1
	1,2-dichloropropane	mg/kg	0.01		-	-	-	-	<0.01	<0.01	<0.2
	1,3,5-trimethylbenzene	mg/kg	0.008		-	-	-	-	<0.008	<0.008	<0.16
	1,3-dichloropropane	mg/kg	0.007		-	-	-	-	<0.007	<0.007	<0.14
	2,2-dichloropropane	mg/kg	0.01		-	-	-	-	<0.01	<0.01	<0.2
	2-chlorotoluene	mg/kg	0.009		-	-	-	-	<0.009	<0.009	<0.18
	4-chlorotoluene	mg/kg	0.01		-	-	-	-	<0.01	<0.01	<0.2
	Bromobenzene	mg/kg	0.01		-	-	-	-	<0.01	<0.01	<0.2
	Bromochloromethane	mg/kg	0.01		-	-	-	-	<0.01	<0.01	<0.2
	Bromodichloromethane	mg/kg	0.007		-	-	-	-	<0.007	<0.007	<0.14
	Bromoform	mg/kg	0.01		-	-	-	-	<0.01	<0.01	<0.2
	Bromomethane	mg/kg	0.01		-	-	-	-	<0.01	<0.01	<0.2
	Carbon disulfide	mg/kg	0.007	11000	-	-	-	-	<0.007	<0.007	<0.14
	Carbon tetrachloride	mg/kg	0.01	890	-	-	-	-	<0.01	<0.01	<0.2
	Chlorodibromomethane	mg/kg	0.01		-	-	-	-	<0.01	<0.01	<0.2
	Chloroethane	mg/kg	0.01		-	-	-	-	<0.01	<0.01	<0.2
	Chloroform	mg/kg	0.008	2500	-	-	-	-	<0.008	<0.008	<0.16
	Chloromethane	mg/kg	0.007		-	-	-	-	<0.007	<0.007	<0.14
	cis-1,2-dichloroethene	mg/kg	0.006		-	-	-	-	<0.006	<0.006	<0.12
	Dibromomethane	mg/kg	0.009		-	-	-	-	<0.009	<0.009	<0.18
	Dichlorodifluoromethane	mg/kg	0.006		-	-	-	-	<0.006	<0.006	<0.12
	Dichloromethane	mg/kg	0.01		-	-	-	-	<0.01	<0.01	<0.2
	Isopropylbenzene	mg/kg	0.005		-	-	-	-	<0.005	<0.005	<0.1
	n-butylbenzene	mg/kg	0.011		-	-	-	-	<0.011	<0.011	<0.22
	n-propylbenzene	mg/kg	0.01		-	-	-	-	<0.01	<0.01	<0.2
	p-isopropyltoluene	mg/kg	0.01		-	-	-	-	<0.01	<0.01	<0.2
	sec-butylbenzene	mg/kg	0.01		-	-	-	-	<0.01	<0.01	<0.2
	Trichloroethene	mg/kg	0.009	120	-	-	-	-	<0.009	<0.009	<0.18
	tert-butylbenzene	mg/kg	0.014		-	-	-	-	<0.014	<0.014	<0.28
	Tetrachloroethene	mg/kg	0.005	1400	-	-	-	-	<0.005	<0.005	<0.1
	trans-1,2-dichloroethene	mg/kg	0.01		-	-	-	-	<0.01	<0.01	<0.2
	Trichlorofluoromethane	mg/kg	0.006		-	-	-	-	<0.006	<0.006	<0.12
	Vinyl chloride	mg/kg	0.006	3.5	-	-	-	-	<0.006	<0.006	<0.12
	tert-Amyl methyl ether	mg/kg	0.01		-	-	-	-	<0.01	<0.01	<0.2
VOC/SVOC	1,2,3-trichlorobenzene	mg/kg	0.02	1800	-	-	-	-	<0.02	<0.02	<0.4
	1,2,4-trichlorobenzene	mg/kg	0.02	15000	-	-	-	-	<0.02	<0.02	<0.4
	1,2-dichlorobenzene	mg/kg	0.01	90000	-	-	-	-	<0.01	<0.01	<0.2
	1,3,5-Trichlorobenzene	mg/kg	0.02	1700	-	-	-	-	<0.02	<0.02	<0.4
	1,3-dichlorobenzene	mg/kg	0.008	300	-	-	-	-	<0.008	<0.008	<0.16
	1,4-dichlorobenzene	mg/kg	0.005	17000	-	-	-	-	<0.005	<0.005	<0.1

				Location Code	WS02309	WS02309	WS02309	WS03001	WS03001	WS03001	WS03002
				Sample Depth Range	0.3-0.3	0.8-0.8	1.2-1.3	0.05-0.15	0.5-0.65	1-1.2	0.05-0.15
				Sampled Date Time	28/04/2020	28/04/2020	30/04/2020	07/11/2019	07/11/2019	07/11/2019	07/11/2019
Chem Group	ChemName	output unit	EQL	LQM S4UL Public Open Space (POS) Residential - 1% SOM (GAC)							
	Chlorobenzene	mg/kg	0.005	11000	-	-	-	-	<0.005	<0.005	<0.1
	Hexachlorobutadiene	mg/kg	0.02	25	-	-	-	-	<0.02	<0.02	<0.4
SVOC	4-bromophenyl phenyl ether	mg/kg	0.1		-	-	-	-	<0.1	<0.1	<2
	4-nitroaniline	mg/kg	0.1		-	-	-	-	<0.1	<0.1	<2
	4-nitrophenol	mg/kg	0.1		-	-	-	-	<0.1	<0.1	<2
	2,4,5-trichlorophenol	mg/kg	0.1		-	-	-	-	<0.01	<0.01	<0.01
	2,4,6-trichlorophenol	mg/kg	0.1		-	-	-	-	<0.1	<0.1	<2
	2,4-dichlorophenol	mg/kg	0.1		-	-	-	-	<0.1	<0.1	<2
	2,4-dimethylphenol	mg/kg	0.1		-	-	-	-	<0.1	<0.1	<2
	2,4-dinitrotoluene	mg/kg	0.1		-	-	-	-	<0.1	<0.1	<2
	2,6-dinitrotoluene	mg/kg	0.1		-	-	-	-	<0.1	<0.1	<2
	2-chloronaphthalene	mg/kg	0.1		-	-	-	-	<0.1	<0.1	<2
	2-chlorophenol	mg/kg	0.1		-	-	-	-	<0.1	<0.1	<2
	2-methylnaphthalene	mg/kg	0.1		-	-	-	-	<0.1	<0.1	<2
	2-methylphenol	mg/kg	0.1		-	-	-	-	<0.1	<0.1	<2
	2-nitroaniline	mg/kg	0.1		-	-	-	-	<0.1	<0.1	<2
	2-nitrophenol	mg/kg	0.1		-	-	-	-	<0.1	<0.1	<2
	3-nitroaniline	mg/kg	0.1		-	-	-	-	<0.1	<0.1	<2
	4-chloro-3-methylphenol	mg/kg	0.1		-	-	-	-	<0.1	<0.1	<2
	4-chloroaniline	mg/kg	0.1		-	-	-	-	<0.1	<0.1	<2
	4-chlorophenyl phenyl ether	mg/kg	0.1		-	-	-	-	<0.1	<0.1	<2
	4-methylphenol	mg/kg	0.1		-	-	-	-	<0.1	<0.1	<2
	Azobenzene	mg/kg	0.1		-	-	-	-	<0.1	<0.1	<2
	Bis(2-chloroethoxy) methane	mg/kg	0.1		-	-	-	-	<0.1	<0.1	<2
	Bis(2-chloroethyl)ether	mg/kg	0.1		-	-	-	-	<0.1	<0.1	<2
	Bis(2-chloroisopropyl) ether	mg/kg	0.1		-	-	-	-	<0.1	<0.1	<2
	Bis(2-ethylhexyl) phthalate	mg/kg	0.1		-	-	-	-	<0.1	<0.1	<2
	Butyl benzyl phthalate	mg/kg	0.1		-	-	-	-	<0.1	<0.1	<2
	Carbazole	mg/kg	0.1		-	-	-	-	<0.1	<0.1	<2
	Dibenzofuran	mg/kg	0.1		-	-	-	-	<0.1	<0.1	<2
	Diethylphthalate	mg/kg	0.1		-	-	-	-	<0.1	<0.1	<2
	Dimethyl phthalate	mg/kg	0.1		-	-	-	-	<0.1	<0.1	<2
	Di-n-butyl phthalate	mg/kg	0.1		-	-	-	-	<0.1	<0.1	<2
	Di-n-octyl phthalate	mg/kg	0.1		-	-	-	-	<0.1	<0.1	<2
	Hexachlorobenzene	mg/kg	0.05	16	-	-	-	-	<0.1	<0.1	<2
	Hexachlorocyclopentadiene	mg/kg	0.1		-	-	-	-	<0.1	<0.1	<2
	Hexachloroethane	mg/kg	0.1		-	-	-	-	<0.1	<0.1	<2
	Isophorone	mg/kg	0.1		-	-	-	-	<0.1	<0.1	<2
	Nitrobenzene	mg/kg	0.1		-	-	-	-	<0.1	<0.1	<2
	N-nitrosodi-n-propylamine	mg/kg	0.1		-	-	-	-	<0.1	<0.1	<2
	Pentachloronitrobenzene	mg/kg	0.05		-	-	-	-	-	-	-
	Pentachlorophenol	mg/kg	0.1	60	-	-	-	-	<0.1	<0.1	<2
PCB	Heptachlorobiphenyl, 2,3,3,4,4,5,5- (PCB 189)	mg/kg	0.003		<0.003	<0.003	<0.003	-	<0.015	<0.03	<0.3
	Hexachlorobiphenyl, 2,3,3,4,4,5- (PCB 156)	mg/kg	0.003		<0.003	<0.003	<0.003	-	<0.015	<0.03	<0.3
	Hexachlorobiphenyl, 2,3,3,4,4,5- (PCB 157)	mg/kg	0.003		<0.003	<0.003	<0.003	-	<0.015	<0.03	<0.3
	Hexachlorobiphenyl, 2,3,4,4,5,5- (PCB 167)	mg/kg	0.003		<0.003	<0.003	<0.003	-	<0.015	<0.03	<0.3
	Hexachlorobiphenyl, 3,3,4,4,5,5- (PCB 169)	mg/kg	0.003		<0.003	<0.003	<0.003	-	<0.015	<0.03	<0.3
	PCB 101	mg/kg	0.003		<0.003	<0.003	<0.003	-	<0.015	<0.03	<0.3
	PCB 118	mg/kg	0.003		<0.003	<0.003	<0.003	-	<0.015	<0.03	<0.3
	PCB 138	mg/kg	0.003		<0.003	<0.003	<0.003	-	<0.015	<0.03	<0.3
	PCB 153	mg/kg	0.003		<0.003	<0.003	<0.003	-	<0.015	<0.03	<0.3
	PCB 180	mg/kg	0.003		<0.003	<0.003	<0.003	-	<0.015	<0.03	<0.3
	PCB 28	mg/kg	0.003		<0.003	<0.003	<0.003	-	<0.015	<0.03	<0.3
	PCB 52	mg/kg	0.003		<0.003	<0.003	<0.003	-	<0.015	<0.03	<0.3
	Pentachlorobiphenyl, 2,3,3,4,4- (PCB 105)	mg/kg	0.003		<0.003	<0.003	<0.003	-	<0.015	<0.03	<0.3
	Pentachlorobiphenyl, 2,3,4,4,5- (PCB 114)	mg/kg	0.003		<0.003	<0.003	<0.003	-	<0.015	<0.03	<0.3
	Pentachlorobiphenyl, 2,3,4,4,5- (PCB 123)	mg/kg	0.003		<0.003	<0.003	<0.003	-	<0.015	<0.03	<0.3
	Pentachlorobiphenyl, 3,3,4,4,5- (PCB 126)	mg/kg	0.003		<0.003	<0.003	<0.003	-	<0.015	<0.03	<0.3
	Tetrachlorobiphenyl, 3,3,4,4- (PCB 77)	mg/kg	0.003		<0.003	<0.003	<0.003	-	<0.015	<0.03	<0.3
	Tetrachlorobiphenyl, 3,4,4,5- (PCB 81)	mg/kg	0.003		<0.003	<0.003	<0.003	-	<0.015	<0.03	<0.3
	Total PCB 7 Congeners	mg/kg	0.021		<0.021	<0.021	<0.021	-	<0.105	<0.21	<2.1
	Total PCB WHO 12	mg/kg	0.036		<0.036	<0.036	<0.036	-	<0.18	<0.36	<3.6
Phenolics	Xylenols	mg/kg	0.015		<0.015	<0.015	<0.015	<0.015	<0.015	<0.015	<0.015
	Cresol Total	mg/kg	0.01		<0.01	<0.01	<0.01	<0.01	<0.01	<0.01	<0.01
	Phenol	mg/kg	0.01	(dir)760[#8]	<0.01	<0.01	<0.01	<0.01	<0.01	<0.01	<0.01
	Phenols Monohydric	mg/kg	0.035		<0.035	<0.035	<0.035	<0.035	<0.035	<0.035	<0.035
Organotins	Dibutyltin	mg/kg			-	-	-	-	-	-	-
	Monophenyltin	mg/kg			<0.02	<0.02	<0.02	-	<0.02	<0.02	<0.02
	Diphenyltin	mg/kg			-	-	-	-	-	-	-
	Monobutyltin	mg/kg			-	-	-	-	-	-	-
	Tetrabutyltin	mg/kg			-	-	-	-	-	-	-
	Tributyltin	mg/kg			<0.02	<0.02	<0.02	-	<0.02	<0.02	<0.02
	Triphenyltin	mg/kg			-	-	-	-	-	-	-
Pesticides	Heptachlor epoxide	mg/kg	0.05		-	-	-	-	<0.5	<1.5	<15
	Tecnazene	mg/kg	0.05		-	-	-	-	-	-	-
	2,4,5-TP (Silvex)	mg/kg			-	-	-	-	<0.01	<0.01	<0.01
	Hedonal	mg/kg			-	-	-	-	<0.01	<0.01	<0.01

				Location Code	WS02309	WS02309	WS02309	WS03001	WS03001	WS03001	WS03002
				Sample Depth Range	0.3-0.3	0.8-0.8	1.2-1.3	0.05-0.15	0.5-0.65	1-1.2	0.05-0.15
				Sampled Date Time	28/04/2020	28/04/2020	30/04/2020	07/11/2019	07/11/2019	07/11/2019	07/11/2019
			LQM S4UL Public Open Space (POS) Residential - 1% SOM (GAC)								
Chem_Group	ChemName	output unit	EQL								
	2,4-DDT	mg/kg	0.05		-	-	-	-	<0.5	<1.5	<15
	2,4-Dichlorprop	mg/kg			-	-	-	-	<0.01	<0.01	<0.01
	4-(2,4-Dichlorophenoxy)butyric Acid (2,4-DB)	mg/kg			-	-	-	-	<0.01	<0.01	<0.01
	4,4-DDE	mg/kg	0.05		-	-	-	-	<0.5	<1.5	<15
	a-BHC	mg/kg	0.05	24	-	-	-	-	<0.5	<1.5	<15
	Aldrin	mg/kg	0.05	18	-	-	-	-	<0.5	<1.5	<15
	Atrazine	mg/kg	0.05	1200	-	-	-	-	<0.5	<1.5	<15
	Azinophos methyl	mg/kg	0.05		-	-	-	-	<0.5	<1.5	<15
	b-BHC	mg/kg	0.05	8.1	-	-	-	-	<0.5	<1.5	<15
	Bentazone	mg/kg			-	-	-	-	<0.01	<0.01	<0.01
	Chlordane (cis)	mg/kg	0.05		-	-	-	-	<0.5	<1.5	<15
	Chlordane (trans)	mg/kg	0.05		-	-	-	-	<0.5	<1.5	<15
	Chlorfenvinphos	mg/kg	0.05		-	-	-	-	<0.5	<1.5	<15
	Chlorotoluron	mg/kg			-	-	-	-	<0.01	<0.01	<0.01
	Chlorpyrifos-methyl	mg/kg	0.05		-	-	-	-	<0.5	<1.5	<15
	Cyanazine	mg/kg			-	-	-	-	<0.01	<0.01	<0.01
	d-BHC	mg/kg	0.05		-	-	-	-	<0.5	<1.5	<15
	DDD	mg/kg	0.05		-	-	-	-	<0.5	<1.5	<15
	DDT	mg/kg	0.05		-	-	-	-	<0.5	<1.5	<15
	Chlorothalonil	mg/kg	0.05		-	-	-	-	-	-	-
	Diazinon	mg/kg	0.05		-	-	-	-	<0.5	<1.5	<15
	Dichlorvos	mg/kg	0.05	16	-	-	-	-	<0.5	<1.5	<15
	Dieldrin	mg/kg	0.05	18	-	-	-	-	<0.5	<1.5	<15
	Dimethoate	mg/kg	0.05		-	-	-	-	<0.5	<1.5	<15
	Disulfoton	mg/kg	0.05		-	-	-	-	-	-	-
	Diuron	mg/kg			-	-	-	-	<0.01	<0.01	<0.01
	Endosulfan I	mg/kg	0.05	1200	-	-	-	-	<0.5	<1.5	<15
	Endosulfan II	mg/kg	0.05		-	-	-	-	<0.5	<1.5	<15
	Endosulfan sulphate	mg/kg	0.05		-	-	-	-	-	-	-
	Endrin	mg/kg	0.05		-	-	-	-	<0.5	<1.5	<15
	Fenitrothion	mg/kg	0.05		-	-	-	-	<0.5	<1.5	<15
	Fenthion	mg/kg	0.05		-	-	-	-	<0.5	<1.5	<15
	Fluroxypyr	mg/kg			-	-	-	-	<0.01	<0.01	<0.01
	g-BHC (Lindane)	mg/kg	0.05	8.2	-	-	-	-	<0.5	<1.5	<15
	Heptachlor	mg/kg	0.05		-	-	-	-	<0.5	<1.5	<15
	Isodrin	mg/kg	0.05		-	-	-	-	<0.5	<1.5	<15
	Isoproturon	mg/kg			-	-	-	-	<0.01	<0.01	<0.01
	Linuron	mg/kg			-	-	-	-	<0.01	<0.01	<0.01
	Malathion	mg/kg	0.05		-	-	-	-	<0.5	<1.5	<15
	2-Methyl-4-chlorophenoxyacetic acid	mg/kg			-	-	-	-	<0.01	<0.01	<0.01
	2-Methyl-4-Chlorophenoxy Butanoic Acid	mg/kg			-	-	-	-	<0.01	<0.01	<0.01
	Mecoprop	mg/kg			-	-	-	-	<0.01	<0.01	<0.01
	Methoxychlor	mg/kg	0.05		-	-	-	-	<0.5	<1.5	<15
	Methyl parathion	mg/kg	0.05		-	-	-	-	<0.5	<1.5	<15
	Mevinphos (Phosdrin)	mg/kg	0.05		-	-	-	-	<0.5	<1.5	<15
	Nitroguanidine	mg/kg			-	-	-	-	-	-	-
	o,p-DDD	mg/kg	0.05		-	-	-	-	<0.5	<1.5	<15
	o,p'-DDE	mg/kg	0.05		-	-	-	-	<0.5	<1.5	<15
	o,p-Methoxychlor	mg/kg	0.05		-	-	-	-	-	-	-
	Parathion	mg/kg	0.05		-	-	-	-	<0.5	<1.5	<15
	Pendimethalin	mg/kg	0.05		-	-	-	-	<0.5	<1.5	<15
	Permethrin	mg/kg	0.05		-	-	-	-	-	-	-

			Location Code	WS02309	WS02309	WS02309	WS03001	WS03001	WS03001	WS03002
			Sample Depth Range	0.3-0.3	0.8-0.8	1.2-1.3	0.05-0.15	0.5-0.65	1-1.2	0.05-0.15
			Sampled Date Time	28/04/2020	28/04/2020	30/04/2020	07/11/2019	07/11/2019	07/11/2019	07/11/2019
			LQM S4UL Public Open Space (POS) Residential - 1% SOM (GAC)							
Chem Group	ChemName	output unit	EQL							
	Permethrin II	mg/kg	0.05	-	-	-	-	-	-	-
	Phorate	mg/kg	0.05	-	-	-	-	<0.5	<1.5	<15
	Prometryn	mg/kg	0.05	-	-	-	-	<0.5	<1.5	<15
	Pronamide	mg/kg	0.05	-	-	-	-	<0.5	<1.5	<15
	Propazine	mg/kg	0.05	-	-	-	-	<0.5	<1.5	<15
	Simazine	mg/kg	0.05	-	-	-	-	<0.5	<1.5	<15
	Terbutryn	mg/kg	0.05	-	-	-	-	<0.5	<1.5	<15
	Terbutylazine	mg/kg	0.05	-	-	-	-	<0.5	<1.5	<15
	Triadimefon	mg/kg	0.05	-	-	-	-	<0.5	<1.5	<15
	Triallate	mg/kg	0.05	-	-	-	-	-	-	-
	Triclopyr	mg/kg		-	-	-	-	<0.01	<0.01	<0.01
	Trifluralin	mg/kg	0.05	-	-	-	-	<0.5	<1.5	<15
	Telodrin	mg/kg	0.05	-	-	-	-	-	-	-
Radionuclides	Caesium-137	Bq/kg	1.4	-	-	-	-	-	-	-
	Protactinium-234m	Bq/kg	140	-	-	-	-	-	-	-
	Americium-241	Bq/g	0.0022	-	-	-	-	-	-	-
	Beryllium-7	Bq/g	0.016	-	-	-	-	-	-	-
	Cobalt-60	Bq/g	0.0015	-	-	-	-	-	-	-
	Gross alpha	Bq/kg	54	-	-	-	-	-	-	-
	Gross beta	Bq/kg	87	-	-	-	-	-	-	-
	Lead-210	Bq/kg	22	-	-	-	-	-	-	-
	Potassium-40	Bq/kg	2	-	-	-	-	-	-	-
	Radium -224	Bq/g	0.022	-	-	-	-	-	-	-
	Radium-226	Bq/g	0.0005	-	-	-	-	-	-	-
	Thorium-228	Bq/g	0.0005	-	-	-	-	-	-	-
	Thorium-230	Bq/g	0.0005	-	-	-	-	-	-	-
	Thorium-232	Bq/g	0.0005	-	-	-	-	-	-	-
	Thorium-234	Bq/g	0.025	-	-	-	-	-	-	-
	Uranium-234	Bq/g	0.0005	-	-	-	-	-	-	-
	Uranium-235	Bq/g	0.0005	-	-	-	-	-	-	-
SVOC TIC	SVOC TICS - Detect	Detect		-	-	-	-	1	0	0
	SVOC Tentatively Identified Compounds	mg/kg	0.1	-	-	-	-	1.05	<1	<20
VOC TIC	VOC Tentatively Identified Compounds	mg/kg	0.05	-	-	-	-	-	-	-
Explosives	2,2,4,4,6,6-Hexanitrostilbene	mg/kg		-	-	-	-	-	-	-
	2,4,6-Trinitrotoluene (TNT)	mg/kg	130	-	-	-	-	-	-	-
	2,4,6-trinitrophenyl	mg/kg		-	-	-	-	-	-	-
	HMX	mg/kg	13000	-	-	-	-	-	-	-
	Ethylene glycol dinitrate	mg/kg		-	-	-	-	-	-	-
	Nitrocellulose (12% N)	mg/kg		-	-	-	-	-	-	-
	Nitroglycerine	mg/kg		-	-	-	-	-	-	-
	PETN	mg/kg		-	-	-	-	-	-	-
	RDX	mg/kg	26000	-	-	-	-	-	-	-
	Tetryl	mg/kg		-	-	-	-	-	-	-
NA	Actinium-228	Bq/kg	2	-	-	-	-	-	-	-
	Caesium-134	Bq/kg	1.7	-	-	-	-	-	-	-
	Bismuth-212	Bq/kg	19	-	-	-	-	-	-	-
	Bismuth-214	Bq/kg	2	-	-	-	-	-	-	-
	Lead-212	Bq/kg	2	-	-	-	-	-	-	-
	Lead-214	Bq/kg	2	-	-	-	-	-	-	-
	Thallium-208	Bq/kg	2	-	-	-	-	-	-	-
Other	Temperature	°C		18.7 - 19	19.2 - 19.6	18.4 - 19.1	16.6	18.6	17.3	15.7
	Conductivity @ 20oC	uS/cm	14	37.2 - 85.4	32.7 - 65.4	32.3 - 60.2	234	222 - 305	288 - 295	350 - 391
	Organic Matter	%	0.35	-	-	-	-	-	-	-
	Moisture Content (dried @35oC)	%		20	20	20	5.4	16	17	4.7
	pH (Lab)	pH Units	1	8.51 - 9.38	8.67 - 9.55	7.51 - 9.61	8.23 - 8.63	8.21 - 8.56	7.79 - 8.91	8.28 - 8.55
	Total Organic Carbon	%	0.2	<0.2	<0.2	<0.2	5.67	0.546	1.03	5.34

Environmental Standards Comments
#1:GAC is only presented as speciated chromium. 7.7mg/kg is used for hexavalent. If hexavalent chromium (CrVI) data is available, a value of 1,500mg/kg may be appropriate for the remaining trivalent chromium (CrIII).
#2:C4SL for lead adopted
#3:GAC only presented as speciated mercury. 16mg/kg is used for elemental mercury. If the CSM indicates that elemental mercury is not a CoC and mercury is present in an inorganic form, a value of 120mg/kg for inorganic mercury may be appropriate
#4:Updated S4UL for nickel
#5:S4UL exceeds solubility saturation limit
#6:Criteria derived for Ali>C16-C35 split between Ali>C16-21 & Ali>C21-35. Requires summation of fractions to use Ali>C16-C35 criteria.
#7:Criteria presented is for p-xylene. A separate value is presented for o-xylene.
#8:S4UL based on a threshold protective of direct skin contact with phenol

Key

<0.6	Result MDL exceeds GAC
27.8	Result exceeds GAC

Notes
Where a range is given a determinand has been analysed for by more than one method

				Location Code	WS03002	WS03002	WS03002	WS03300A	WS03300A	WS03300A	WS03300A
				Sample Depth Range	0.3-0.5	0.65-0.8	1-1.5	0.05-0.05	0.2-0.2	0.5-0.5	1.2-1.4
				Sampled Date Time	07/11/2019	07/11/2019	07/11/2019	29/04/2020	29/04/2020	29/04/2020	01/05/2020
				LQM S4UL Public Open Space (POS) Residential - 1% SOM (GAC)							
Chem Group	**ChemName**	**output unit**	**EQL**								
Metals	Antimony	mg/kg	0.6		-	-	-	0.699	2.03	4.04	<0.6
	Arsenic	mg/kg	0.6	79	6.27	3.29	<0.6	7.12	8.65	9.99	11.9
	Barium	mg/kg	0.6		-	-	-	-	-	-	-
	Beryllium	mg/kg	0.01	2.2	-	-	-	-	-	-	-
	Boron	mg/kg	1	21000	<1	<1	<1	<1	<1	2.69	2.46
	Cadmium	mg/kg	0.02	120	0.338	0.289	0.235	0.401	0.307	0.396	0.461
	Chromium (hexavalent)	mg/kg	0.6	7.7	4.47	<0.6	<0.6	<0.6	<0.6	<0.6	<0.6
	Chromium	mg/kg	0.9	[#1]	13.4	7.12	<0.9	22.5	19.2	16.9	22.7
	Copper	mg/kg	1.4	12000	13.3	4.5	<1.4	12.3	27.1	32.6	38.4
	Lead	mg/kg	0.7	630[#2]	40.8	8.21	<0.7	31.1	156	125	135
	Mercury	mg/kg	0.14	[#3]	<0.14	<0.14	<0.14	<0.14	<0.14	<0.14	<0.14
	Molybdenum	mg/kg	0.1		-	-	-	0.354	0.422	0.515	0.351
	Nickel	mg/kg	0.2	230[#4]	16.1	7.85	2.55	25.5	26.4	18.6	34.7
	Selenium	mg/kg	1	1100	<1	<1	<1	<1	<1	<1	<1
	Vanadium	mg/kg	0.2	2000	-	-	-	28.2	32.3	30.3	44.3
	Zinc	mg/kg	1.9	81000	104	39.3	22.7	64.2	100	174	109
Asbestos	Anthophyllite	Detect			0	0	0	0	0	0	0
	Asbestos Analysts Comments	-			-	-	-	-	-	-	-
	Asbestos PCOM Quantification	%	0.001		-	-	-	-	-	-	-
	Asbestos Quantification Total	%	0.001		-	-	-	-	-	-	-
	Asbestos: Actinolite	Detect			0	0	0	0	0	0	0
	Additional Asbestos Components (Using TM048)	Comment			-	-	-	-	-	-	-
	Crocidolite Asbestos	Detect			0	0	0	0	0	0	0
	Asbestos Gravimetric Quantification	%	0.001		-	-	-	-	-	-	-
	Chrysotile Asbestos	Detect			0	0	0	0	0	0	0
	Amosite Asbestos	Detect			0	0	0	0	0	0	0
	Non-Asbestos Fibre	Detect			0	0	0	0	0	0	0
	Tremolite	Detect			0	0	0	0	0	0	0
Inorganics	Alkalinity (total) as CaCO3	mg/kg	10		-	-	-	-	-	-	-
	Ammoniacal Nitrogen as N	mg/kg	12		<12	<12	<12	<12	<12	<12	20.8
	Cyanide (Free)	mg/kg	1		<1	<1	<1	<1	<1	<1	<1
	Cyanide Total	mg/kg	1		<1	<1	<1	<1	<1	<1	<1
	cyanides-complex	mg/kg	1		<1	<1	<1	<1	<1	<1	<1
	Nitrite (as N)	mg/kg	0.03		-	-	-	-	-	-	-
	Sulphate	mg/kg	200		-	-	-	-	-	-	-
PAH	Naphthalene	mg/kg	0.009	4900	<0.013	<0.009	<0.009	<0.009	<0.013 - 0.661	<0.013 - 0.0215	<0.045
	Acenaphthene	mg/kg	0.008	15000	<0.5 - 0.135	<0.008	<0.008	<0.008	<0.08 - 0.36	<0.1 - 0.0416	0.539
	Acenaphthylene	mg/kg	0.012	15000	<0.5 - 0.62	<0.1 - 0.0734	<0.012	<0.1 - 0.0164	<0.12 - 1.81	<0.1 - 0.213	0.0728
	Fluoranthene	mg/kg	0.017	3100	7.59 - 8.45	0.735 - 0.748	<0.017	0.411 - 0.416	1.29 - 73.2	1.11 - 2.87	7.41
	Anthracene	mg/kg	0.016	74000	<0.5 - 0.551	<0.1 - 0.0548	<0.016	<0.1 - 0.0366	<0.16 - 8.63	<0.1 - 0.419	1.29
	Phenanthrene	mg/kg	0.015	3100	3.54 - 3.56	0.295 - 0.339	<0.015	0.173 - 0.181	0.38 - 31.4	0.327 - 1.73	5.81
	Fluorene	mg/kg	0.01	9900	<0.5 - 0.195	<0.01	<0.01	<0.01	<0.1 - 1.3	<0.1 - 0.126	0.499
	Chrysene	mg/kg	0.01	57	3.87 - 4.11	0.347 - 0.396	<0.01	0.195 - 0.259	0.652 - 25.9	0.581 - 1.07	2.15
	Pyrene	mg/kg	0.015	7400	6.86 - 7.4	0.618 - 0.746	<0.015	0.344 - 0.422	1.15 - 52.7	1.1 - 2.46	5.89
	Benzo(a)anthracene	mg/kg	0.014	29	2.75 - 3.38	0.26 - 0.306	<0.014	0.194 - 0.195	0.644 - 25.4	0.557 - 1.22	2.77
	Benzo(b)fluoranthene	mg/kg	0.015	7.1	1.92 - 5.76	0.226 - 0.515	<0.015	0.195 - 0.208	0.866 - 25.8	0.472 - 1.28	2.86
	Benzo(k)fluoranthene	mg/kg	0.014	190	2.21 - 3.21	0.22 - 0.328	<0.014	0.0936 - 0.195	0.306 - 17.7	0.387 - 0.452	1.01
	Benzo(a)pyrene	mg/kg	0.015	5.7	2.83 - 4.3	0.283 - 0.402	<0.015	0.151 - 0.208	0.678 - 23.1	0.363 - 1.14	2.32
	Dibenz(a,h)anthracene	mg/kg	0.023	0.57	<0.5 - 0.458	<0.1 - 0.047	<0.023	<0.1 - 0.0294	<0.23 - 3.68	<0.1 - 0.163	0.294
	Benzo(g,h,i)perylene	mg/kg	0.024	640	1.85 - 3.14	0.203 - 0.312	<0.024	0.141 - 0.163	0.529 - 14.6	0.242 - 0.765	1.49
	Indeno(1,2,3-c,d)pyrene	mg/kg	0.018	82	1.3 - 3.13	0.113 - 0.309	<0.018	0.173 - 0.195	0.503 - 19.4	0.339 - 0.821	1.58
	PAH 16 Total	mg/kg	0.118		46.6	4.25	<0.118	2.26	7	14.8	36
TPH CWG	>C5-C6 Aliphatics	mg/kg	0.01	(sol)570000[#5]	-	-	-	<0.01	<0.01	<0.01	<0.01
	>C6-C8 Aliphatics	mg/kg	0.01	600000	-	-	-	<0.01	<0.01	<0.01	0.0108
	>C10-C44 Aliphatics	mg/kg	5		-	-	-	12.6	<5	<5	22
	>C10-C44 Aliphatics/Aromatics	mg/kg	10		-	-	-	24.4	128	13.9	51.6
	>C8-C10 Aliphatics	mg/kg	0.01	13000	-	-	-	<0.01	<0.01	<0.01	0.012
	>C10-C12 Aliphatics	mg/kg	0.01	13000	-	-	-	<1	<1	<1	<1
	>C12-C16 Aliphatics	mg/kg	0.1	13000	-	-	-	<1	<1	<1	<1
	>C16-C21 Aliphatics	mg/kg	0.1	125000[#5]	-	-	-	<1	<1	<1	1.83
	>C21-C35 Aliphatics	mg/kg	0.1	125000[#5]	-	-	-	10.8	3.73	3.47	17
	>C35-C44 Aliphatics	mg/kg	0.1	250000	-	-	-	1.61	<1	<1	3.12
	>C5-C10 Aliphatics	mg/kg	0.05		-	-	-	<0.05	<0.05	<0.05	<0.05
	Total Aliphatics >C12-C44	mg/kg	0.1		-	-	-	-	-	-	-
	>EC5-EC10 Aromatics	mg/kg	0.05		-	-	-	<0.05	<0.05	<0.05	<0.05
	>EC6-EC7 Aromatics	mg/kg	0.01		-	-	-	<0.01	<0.01	<0.01	<0.01
	>EC7-EC8 Aromatics	mg/kg	0.01	56000	-	-	-	<0.01	<0.01	<0.01	<0.01
	>EC8-EC10 Aromatics	mg/kg	0.01	5000	-	-	-	<0.01	<0.01	<0.01	<0.01
	>EC10-EC12 Aromatics	mg/kg	0.01	5000	-	-	-	<1	<1	1.46	<1
	>EC10-EC44 Aromatics	mg/kg	5		-	-	-	11.8	123	10.2	29.6
	>EC12-EC16 Aromatics	mg/kg	0.1	5100	-	-	-	<1	3.89	<1	<1
	>EC16-EC21 Aromatics	mg/kg	0.1	3800	-	-	-	1.7	35.8	1.83	6.39
	>EC21-EC35 Aromatics	mg/kg	0.1	3800	-	-	-	8.85	70.1	5.83	19.8
	>EC35-EC44 Aromatics	mg/kg	0.1	3800	-	-	-	<1	13.3	<1	3.27
	>EC40-EC44 Aromatics	mg/kg	0.1		-	-	-	<1	3.52	<1	<1
	>EC12-EC44 Aromatics	mg/kg	0.1		-	-	-	-	-	-	-
	TPH Aliphatics & Aromatics >C5-44	mg/kg	0.1		-	-	-	24.4	123	10.2	51.6
TPH	>C5-C6	mg/kg	0.02		<0.02	<0.02	<0.02	-	-	-	-

				Location Code	WS03002	WS03002	WS03002	WS03300A	WS03300A	WS03300A	WS03300A
				Sample Depth Range	0.3-0.5	0.65-0.8	1-1.5	0.05-0.05	0.2-0.2	0.5-0.5	1.2-1.4
				Sampled Date Time	07/11/2019	07/11/2019	07/11/2019	29/04/2020	29/04/2020	29/04/2020	01/05/2020
				LQM S4UL Public Open Space (POS) Residential - 1% SOM (GAC)							
Chem_Group	ChemName	output unit	EQL								
	>C6-C7	mg/kg	0.02		<0.02	<0.02	<0.02	-	-	-	-
	>C7-C8	mg/kg	0.02		<0.02	<0.02	<0.02	-	-	-	-
	>C8-C10	mg/kg	0.02		<0.02	<0.02	<0.02	-	-	-	-
	>C10-C12	mg/kg	0.02		<0.02	<0.02	<0.02	-	-	-	-
	>C12-C16	mg/kg	35		<35	<35	<35	-	-	-	-
	>C16-C21	mg/kg	35		49.7	<35	<35	-	-	-	-
	>C21-C28	mg/kg	35		117	<35	<35	-	-	-	-
	>C28-C35	mg/kg	35		141	<35	<35	-	-	-	-
	>C35-C40	mg/kg	35		112	<35	<35	-	-	-	-
	GRO >C5-10	mg/kg	0.02		-	-	-	<0.02	<0.02	<0.02	<0.02
	TPH >C6-C40	mg/kg	10		-	-	-	-	-	-	-
	EPH>C5-40	mg/kg	35		426	57.3	<35	-	-	-	-
	EPH >C10-40	mg/kg	35		426	57.3	<35	-	-	-	-
	GRO >C5-12	mg/kg	0.1		<0.1	<0.1	<0.1	-	-	-	-
	Total Petroleum Hydrocarbons	mg/kg	35		-	-	-	-	-	-	-
BTEX and MTBE	Benzene	mg/kg	0.009	72	<0.009	<0.009	<0.009	<0.18	<0.009	<0.009	<0.18
	Toluene	mg/kg	0.007	56000	<0.007	<0.007	<0.007	<0.14	<0.007	<0.007	<0.14
	Ethylbenzene	mg/kg	0.004	24000	<0.004	<0.004	<0.004	<0.08	<0.004	<0.004	<0.08
	Xylene (m & p)	mg/kg	0.01	41000[#7]	<0.01	<0.01	<0.01	<0.2	<0.01	<0.01	<0.2
	Xylene (o)	mg/kg	0.01	41000	<0.01	<0.01	<0.01	<0.2	<0.01	<0.01	<0.2
	Xylene Total	mg/kg	0.02		-	-	-	<0.4	<0.02	<0.02	<0.4
	MTBE	mg/kg	0.01		<0.01	<0.01	<0.01	<0.2	<0.01	<0.01	<0.2
	Total BTEX	mg/kg	0.04		<0.04	<0.04	<0.04	<0.8	<0.04	<0.04	<0.8
VOC	Styrene	mg/kg	0.01		<0.01	<0.01	<0.01	<0.2	<0.01	<0.01	-
	cis-1,3-dichloropropene	mg/kg	0.01		<0.01	<0.01	<0.01	<0.2	<0.01	<0.01	-
	trans-1,3-dichloropropene	mg/kg	0.01		<0.01	<0.01	<0.01	<0.2	<0.01	<0.01	-
	1,1,1,2-tetrachloroethane	mg/kg	0.01	1400	<0.01	<0.01	<0.01	<0.2	<0.01	<0.01	-
	1,1,1-trichloroethane	mg/kg	0.007	140000	<0.007	<0.007	<0.007	<0.14	<0.007	<0.007	-
	1,1,2,2-tetrachloroethane	mg/kg	0.01	1400	<0.01	<0.01	<0.01	<0.2	<0.01	<0.01	-
	1,1,2-trichloroethane	mg/kg	0.01		<0.01	<0.01	<0.01	<0.2	<0.01	<0.01	-
	1,1-dichloroethane	mg/kg	0.008		<0.008	<0.008	<0.008	<0.16	<0.008	<0.008	-
	1,1-dichloroethene	mg/kg	0.01		<0.01	<0.01	<0.01	<0.2	<0.01	<0.01	-
	1,1-dichloropropene	mg/kg	0.01		<0.01	<0.01	<0.01	<0.2	<0.01	<0.01	-
	1,2,3-trichloropropane	mg/kg	0.016		<0.016	<0.016	<0.016	<0.32	<0.016	<0.016	-
	1,2,4-trimethylbenzene	mg/kg	0.009		<0.009	<0.009	<0.009	<0.18	<0.009	<0.009	-
	1,2-dibromo-3-chloropropane	mg/kg	0.014		<0.014	<0.014	<0.014	<0.28	<0.014	<0.014	-
	1,2-dibromoethane	mg/kg	0.01		<0.01	<0.01	<0.01	<0.2	<0.01	<0.01	-
	1,2-dichloroethane	mg/kg	0.005	29	<0.005	<0.005	<0.005	<0.1	<0.005	<0.005	-
	1,2-dichloropropane	mg/kg	0.01		<0.01	<0.01	<0.01	<0.2	<0.01	<0.01	-
	1,3,5-trimethylbenzene	mg/kg	0.008		<0.008	<0.008	<0.008	<0.16	<0.008	<0.008	-
	1,3-dichloropropane	mg/kg	0.007		<0.007	<0.007	<0.007	<0.14	<0.007	<0.007	-
	2,2-dichloropropane	mg/kg	0.01		<0.01	<0.01	<0.01	<0.2	<0.01	<0.01	-
	2-chlorotoluene	mg/kg	0.009		<0.009	<0.009	<0.009	<0.18	<0.009	<0.009	-
	4-chlorotoluene	mg/kg	0.01		<0.01	<0.01	<0.01	<0.2	<0.01	<0.01	-
	Bromobenzene	mg/kg	0.01		<0.01	<0.01	<0.01	<0.2	<0.01	<0.01	-
	Bromochloromethane	mg/kg	0.01		<0.01	<0.01	<0.01	<0.2	<0.01	<0.01	-
	Bromodichloromethane	mg/kg	0.007		<0.007	<0.007	<0.007	<0.14	<0.007	<0.007	-
	Bromoform	mg/kg	0.01		<0.01	<0.01	<0.01	<0.2	<0.01	<0.01	-
	Bromomethane	mg/kg	0.01		<0.01	<0.01	<0.01	<0.2	<0.01	<0.01	-
	Carbon disulfide	mg/kg	0.007	11000	<0.007	<0.007	<0.007	<0.14	<0.007	<0.007	-
	Carbon tetrachloride	mg/kg	0.01	890	<0.01	<0.01	<0.01	<0.2	<0.01	<0.01	-
	Chlorodibromomethane	mg/kg	0.01		<0.01	<0.01	<0.01	<0.2	<0.01	<0.01	-
	Chloroethane	mg/kg	0.01		<0.01	<0.01	<0.01	<0.2	<0.01	<0.01	-
	Chloroform	mg/kg	0.008	2500	<0.008	<0.008	<0.008	<0.16	<0.008	<0.008	-
	Chloromethane	mg/kg	0.007		<0.007	<0.007	<0.007	<0.14	<0.007	<0.007	-
	cis-1,2-dichloroethene	mg/kg	0.006		<0.006	<0.006	<0.006	<0.12	<0.006	<0.006	-
	Dibromomethane	mg/kg	0.009		<0.009	<0.009	<0.009	<0.18	<0.009	<0.009	-
	Dichlorodifluoromethane	mg/kg	0.006		<0.006	<0.006	<0.006	<0.12	<0.006	<0.006	-
	Dichloromethane	mg/kg	0.01		<0.01	<0.01	<0.01	<0.2	0.0609	0.114	-
	Isopropylbenzene	mg/kg	0.005		<0.005	<0.005	<0.005	<0.1	<0.005	<0.005	-
	n-butylbenzene	mg/kg	0.011		<0.011	<0.011	<0.011	<0.22	<0.011	<0.011	-
	n-propylbenzene	mg/kg	0.01		<0.01	<0.01	<0.01	<0.2	<0.01	<0.01	-
	p-isopropyltoluene	mg/kg	0.01		<0.01	<0.01	<0.01	<0.2	<0.01	<0.01	-
	sec-butylbenzene	mg/kg	0.01		<0.01	<0.01	<0.01	<0.2	<0.01	<0.01	-
	Trichloroethene	mg/kg	0.009	120	<0.009	<0.009	<0.009	<0.18	<0.009	<0.009	-
	tert-butylbenzene	mg/kg	0.014		<0.014	<0.014	<0.014	<0.28	<0.014	<0.014	-
	Tetrachloroethene	mg/kg	0.005	1400	<0.005	<0.005	<0.005	<0.1	<0.005	<0.005	-
	trans-1,2-dichloroethene	mg/kg	0.01		<0.01	<0.01	<0.01	<0.2	<0.01	<0.01	-
	Trichlorofluoromethane	mg/kg	0.006		<0.006	<0.006	<0.006	<0.12	<0.006	<0.006	-
	Vinyl chloride	mg/kg	0.006	3.5	<0.006	<0.006	<0.006	<0.12	<0.006	<0.006	-
	tert-Amyl methyl ether	mg/kg	0.01		<0.01	<0.01	<0.01	<0.2	<0.01	<0.01	-
VOC/SVOC	1,2,3-trichlorobenzene	mg/kg	0.02	1800	<0.02	<0.02	<0.02	<0.4	<0.02	<0.02	-
	1,2,4-trichlorobenzene	mg/kg	0.02	15000	<0.02	<0.02	<0.02	<0.1	<0.02	<0.02	-
	1,2-dichlorobenzene	mg/kg	0.01	90000	<0.01	<0.01	<0.01	<0.1	<0.01	<0.01	-
	1,3,5-Trichlorobenzene	mg/kg	0.02	1700	<0.02	<0.02	<0.02	-	-	-	-
	1,3-dichlorobenzene	mg/kg	0.008	300	<0.008	<0.008	<0.008	<0.1	<0.008	<0.008	-
	1,4-dichlorobenzene	mg/kg	0.005	17000	<0.005	<0.005	<0.005	<0.1	<0.005	<0.005	-

				Location Code	WS03002	WS03002	WS03002	WS03300A	WS03300A	WS03300A	WS03300A
				Sample Depth Range	0.3-0.5	0.65-0.8	1-1.5	0.05-0.05	0.2-0.2	0.5-0.5	1.2-1.4
				Sampled Date Time	07/11/2019	07/11/2019	07/11/2019	29/04/2020	29/04/2020	29/04/2020	01/05/2020
				LQM S4UL Public Open Space (POS) Residential - 1% SOM (GAC)							
Chem_Group	ChemName	output unit	EQL								
	Chlorobenzene	mg/kg	0.005	11000	<0.005	<0.005	<0.005	<0.1	<0.005	<0.005	-
	Hexachlorobutadiene	mg/kg	0.02	25	<0.02	<0.02	<0.02	<0.1	<0.02	<0.02	-
SVOC	4-bromophenyl phenyl ether	mg/kg	0.1		<0.5	<0.1	<0.1	<0.1	<0.1	<0.1	-
	4-nitroaniline	mg/kg	0.1		<0.5	<0.1	<0.1	<0.1	<0.1	<0.1	-
	4-nitrophenol	mg/kg	0.1		<0.5	<0.1	<0.1	<0.1	<0.1	<0.1	-
	2,4,5-trichlorophenol	mg/kg	0.1		<0.01	<0.01	<0.01	<0.01	<0.1	<0.1	-
	2,4,6-trichlorophenol	mg/kg	0.1		<0.5	<0.1	<0.1	<0.1	<0.1	<0.1	-
	2,4-dichlorophenol	mg/kg	0.1		<0.5	<0.1	<0.1	<0.1	<0.1	<0.1	-
	2,4-dimethylphenol	mg/kg	0.1		<0.5	<0.1	<0.1	<0.1	<0.1	<0.1	-
	2,4-dinitrotoluene	mg/kg	0.1		<0.5	<0.1	<0.1	<0.1	<0.1	<0.1	-
	2,6-dinitrotoluene	mg/kg	0.1		<0.5	<0.1	<0.1	<0.1	<0.1	<0.1	-
	2-chloronaphthalene	mg/kg	0.1		<0.5	<0.1	<0.1	<0.1	<0.1	<0.1	-
	2-chlorophenol	mg/kg	0.1		<0.5	<0.1	<0.1	<0.1	<0.1	<0.1	-
	2-methylnaphthalene	mg/kg	0.1		<0.5	<0.1	<0.1	<0.1	<0.1	<0.1	-
	2-methylphenol	mg/kg	0.1		<0.5	<0.1	<0.1	<0.1	<0.1	<0.1	-
	2-nitroaniline	mg/kg	0.1		<0.5	<0.1	<0.1	<0.1	<0.1	<0.1	-
	2-nitrophenol	mg/kg	0.1		<0.5	<0.1	<0.1	<0.1	<0.1	<0.1	-
	3-nitroaniline	mg/kg	0.1		<0.5	<0.1	<0.1	<0.1	<0.1	<0.1	-
	4-chloro-3-methylphenol	mg/kg	0.1		<0.5	<0.1	<0.1	<0.1	<0.1	<0.1	-
	4-chloroaniline	mg/kg	0.1		<0.5	<0.1	<0.1	<0.1	<0.1	<0.1	-
	4-chlorophenyl phenyl ether	mg/kg	0.1		<0.5	<0.1	<0.1	<0.1	<0.1	<0.1	-
	4-methylphenol	mg/kg	0.1		<0.5	<0.1	<0.1	<0.1	<0.1	<0.1	-
	Azobenzene	mg/kg	0.1		<0.5	<0.1	<0.1	<0.1	<0.1	<0.1	-
	Bis(2-chloroethoxy) methane	mg/kg	0.1		<0.5	<0.1	<0.1	<0.1	<0.1	<0.1	-
	Bis(2-chloroethyl)ether	mg/kg	0.1		<0.5	<0.1	<0.1	<0.1	<0.1	<0.1	-
	Bis(2-chloroisopropyl) ether	mg/kg	0.1		<0.5	<0.1	<0.1	<0.1	<0.1	<0.1	-
	Bis(2-ethylhexyl) phthalate	mg/kg	0.1		<0.5	<0.1	<0.1	<0.1	<0.1	<0.1	-
	Butyl benzyl phthalate	mg/kg	0.1		<0.5	<0.1	<0.1	<0.1	<0.1	<0.1	-
	Carbazole	mg/kg	0.1		<0.5	<0.1	<0.1	<0.1	0.858	<0.1	-
	Dibenzofuran	mg/kg	0.1		<0.5	<0.1	<0.1	<0.1	0.499	<0.1	-
	Diethylphthalate	mg/kg	0.1		<0.5	<0.1	<0.1	<0.1	<0.1	<0.1	-
	Dimethyl phthalate	mg/kg	0.1		<0.5	<0.1	<0.1	<0.1	<0.1	<0.1	-
	Di-n-butyl phthalate	mg/kg	0.1		<0.5	<0.1	<0.1	<0.1	<0.1	<0.1	-
	Di-n-octyl phthalate	mg/kg	0.1		<0.5	<0.1	<0.1	<0.1	<0.1	<0.1	-
	Hexachlorobenzene	mg/kg	0.05	16	<0.5	<0.1	<0.05	<0.05	<0.1	<0.1	-
	Hexachlorocyclopentadiene	mg/kg	0.1		<0.5	<0.1	<0.1	<0.1	<0.1	<0.1	-
	Hexachloroethane	mg/kg	0.1		<0.5	<0.1	<0.1	<0.1	<0.1	<0.1	-
	Isophorone	mg/kg	0.1		<0.5	<0.1	<0.1	<0.1	<0.1	<0.1	-
	Nitrobenzene	mg/kg	0.1		<0.5	<0.1	<0.1	<0.1	<0.1	<0.1	-
	N-nitrosodi-n-propylamine	mg/kg	0.1		<0.5	<0.1	<0.1	<0.1	<0.1	<0.1	-
	Pentachloronitrobenzene	mg/kg	0.05		-	-	-	-	-	-	-
	Pentachlorophenol	mg/kg	0.1	60	<0.5	<0.1	<0.1	<0.1	<0.1	<0.1	-
PCB	Heptachlorobiphenyl, 2,3,3,4,4,5,5- (PCB 189)	mg/kg	0.003		<0.03	<0.003	<0.003	<0.003	<0.003	<0.003	<0.003
	Hexachlorobiphenyl, 2,3,3,4,4,5- (PCB 156)	mg/kg	0.003		<0.03	<0.003	<0.003	<0.003	<0.003	<0.003	<0.003
	Hexachlorobiphenyl, 2,3,3,4,4,5- (PCB 157)	mg/kg	0.003		<0.03	<0.003	<0.003	<0.003	<0.003	<0.003	<0.003
	Hexachlorobiphenyl, 2,3,4,4,5,5- (PCB 167)	mg/kg	0.003		<0.03	<0.003	<0.003	<0.003	<0.003	<0.003	<0.003
	Hexachlorobiphenyl, 3,3,4,4,5,5- (PCB 169)	mg/kg	0.003		<0.03	<0.003	<0.003	<0.003	<0.003	<0.003	<0.003
	PCB 101	mg/kg	0.003		<0.03	<0.003	<0.003	<0.003	<0.003	<0.003	<0.003
	PCB 118	mg/kg	0.003		<0.03	<0.003	<0.003	<0.003	<0.003	<0.003	<0.003
	PCB 138	mg/kg	0.003		<0.03	<0.003	<0.003	<0.003	<0.003	<0.003	<0.003
	PCB 153	mg/kg	0.003		<0.03	<0.003	<0.003	<0.003	<0.003	<0.003	<0.003
	PCB 180	mg/kg	0.003		<0.03	<0.003	<0.003	<0.003	<0.003	<0.003	<0.003
	PCB 28	mg/kg	0.003		<0.03	<0.003	<0.003	<0.003	<0.003	<0.003	<0.003
	PCB 52	mg/kg	0.003		<0.03	<0.003	<0.003	<0.003	<0.003	<0.003	<0.003
	Pentachlorobiphenyl, 2,3,3,4,4- (PCB 105)	mg/kg	0.003		<0.03	<0.003	<0.003	<0.003	<0.003	<0.003	<0.003
	Pentachlorobiphenyl, 2,3,4,4,5- (PCB 114)	mg/kg	0.003		<0.03	<0.003	<0.003	<0.003	<0.003	<0.003	<0.003
	Pentachlorobiphenyl, 2,3,4,4,5- (PCB 123)	mg/kg	0.003		<0.03	<0.003	<0.003	<0.003	<0.003	<0.003	<0.003
	Pentachlorobiphenyl, 3,3,4,4,5- (PCB 126)	mg/kg	0.003		<0.03	<0.003	<0.003	<0.003	<0.003	<0.003	<0.003
	Tetrachlorobiphenyl, 3,3,4,4- (PCB 77)	mg/kg	0.003		<0.03	<0.003	<0.003	<0.003	<0.003	<0.003	<0.003
	Tetrachlorobiphenyl, 3,4,4,5- (PCB 81)	mg/kg	0.003		<0.03	<0.003	<0.003	<0.003	<0.003	<0.003	<0.003
	Total PCB 7 Congeners	mg/kg	0.021		<0.21	<0.021	<0.021	<0.021	<0.021	<0.021	<0.021
	Total PCB WHO 12	mg/kg	0.036		<0.36	<0.036	<0.036	<0.036	<0.036	<0.036	<0.036
Phenolics	Xylenols	mg/kg	0.015		<0.015	<0.015	<0.015	<0.015	<0.015	<0.015	<0.015
	Cresol Total	mg/kg	0.01		<0.01	<0.01	<0.01	0.0216	<0.01	<0.01	<0.01
	Phenol	mg/kg	0.01	(dir)760[88]	<0.01	<0.01	<0.01	<0.01	<0.01	<0.01	<0.01
	Phenols Monohydric	mg/kg	0.035		<0.035	<0.035	<0.035	<0.035	<0.035	<0.035	<0.035
Organotins	Dibutyltin	mg/kg			-	-	-	-	-	-	-
	Monophenyltin	mg/kg			<0.02	<0.02	<0.02	<0.02	<0.02	<0.02	<0.02
	Diphenyltin	mg/kg			-	-	-	-	-	-	-
	Monobutyltin	mg/kg			-	-	-	-	-	-	-
	Tetrabutyltin	mg/kg			-	-	-	-	-	-	-
	Tributyltin	mg/kg			<0.02	<0.02	<0.02	<0.02	<0.02	<0.02	<0.02
	Triphenyltin	mg/kg			-	-	-	-	-	-	-
Pesticides	Heptachlor epoxide	mg/kg	0.05		<2.5	<0.5	<0.05	<0.05	-	-	-
	Tecnazene	mg/kg	0.05		-	-	-	-	-	-	-
	2,4,5-TP (Silvex)	mg/kg			<0.01	<0.01	<0.01	<0.01	-	-	-
	Hedonal	mg/kg			<0.01	<0.01	<0.01	<0.01	-	-	-

				Location_Code	WS03002	WS03002	WS03002	WS03300A	WS03300A	WS03300A	WS03300A
				Sample_Depth_Range	0.3-0.5	0.65-0.8	1-1.5	0.05-0.05	0.2-0.2	0.5-0.5	1.2-1.4
				Sampled_Date_Time	07/11/2019	07/11/2019	07/11/2019	29/04/2020	29/04/2020	29/04/2020	01/05/2020
				LQM S4UL Public Open Space (POS) Residential - 1% SOM (GAC)							
Chem_Group	**ChemName**	**output unit**	**EQL**								
	2,4-DDT	mg/kg	0.05		<2.5	<0.5	<0.05	<0.05	-	-	-
	2,4-Dichlorprop	mg/kg			<0.01	<0.01	<0.01	<0.01	-	-	-
	4-(2,4-Dichlorophenoxy)butyric Acid (2,4-DB)	mg/kg			<0.01	<0.01	<0.01	<0.01	-	-	-
	4,4-DDE	mg/kg	0.05		<2.5	<0.5	<0.05	<0.05	-	-	-
	a-BHC	mg/kg	0.05	24	<2.5	<0.5	<0.05	<0.05	-	-	-
	Aldrin	mg/kg	0.05	18	<2.5	<0.5	<0.05	<0.05	-	-	-
	Atrazine	mg/kg	0.05	1200	<2.5	<0.5	<0.05	<0.05	-	-	-
	Azinophos methyl	mg/kg	0.05		<2.5	<0.5	<0.05	<0.05	-	-	-
	b-BHC	mg/kg	0.05	8.1	<2.5	<0.5	<0.05	<0.05	-	-	-
	Bentazone	mg/kg			<0.01	<0.01	<0.01	<0.01	-	-	-
	Chlordane (cis)	mg/kg	0.05		<2.5	<0.5	<0.05	<0.05	-	-	-
	Chlordane (trans)	mg/kg	0.05		<2.5	<0.5	<0.05	<0.05	-	-	-
	Chlorfenvinphos	mg/kg	0.05		<2.5	<0.5	<0.05	<0.05	-	-	-
	Chlorotoluron	mg/kg			<0.01	<0.01	<0.01	<0.01	-	-	-
	Chlorpyrifos-methyl	mg/kg	0.05		<2.5	<0.5	<0.05	<0.05	-	-	-
	Cyanazine	mg/kg			<0.01	<0.01	<0.01	<0.01	-	-	-
	d-BHC	mg/kg	0.05		<2.5	<0.5	<0.05	<0.05	-	-	-
	DDD	mg/kg	0.05		<2.5	<0.5	<0.05	<0.05	-	-	-
	DDT	mg/kg	0.05		<2.5	<0.5	<0.05	<0.1	-	-	-
	Chlorothalonil	mg/kg	0.05		-	-	-	-	-	-	-
	Diazinon	mg/kg	0.05		<2.5	<0.5	<0.05	<0.05	-	-	-
	Dichlorvos	mg/kg	0.05	16	<2.5	<0.5	<0.05	<0.05	-	-	-
	Dieldrin	mg/kg	0.05	18	<2.5	<0.5	<0.05	<0.05	-	-	-
	Dimethoate	mg/kg	0.05		<2.5	<0.5	<0.05	<0.05	-	-	-
	Disulfoton	mg/kg	0.05		-	-	-	-	-	-	-
	Diuron	mg/kg			<0.01	<0.01	<0.01	<0.01	-	-	-
	Endosulfan I	mg/kg	0.05	1200	<2.5	<0.5	<0.05	<0.05	-	-	-
	Endosulfan II	mg/kg	0.05		<2.5	<0.5	<0.05	<0.05	-	-	-
	Endosulfan sulphate	mg/kg	0.05		-	-	-	-	-	-	-
	Endrin	mg/kg	0.05		<2.5	<0.5	<0.05	<0.05	-	-	-
	Fenitrothion	mg/kg	0.05		<2.5	<0.5	<0.05	<0.05	-	-	-
	Fenthion	mg/kg	0.05		<2.5	<0.5	<0.05	<0.05	-	-	-
	Fluroxypyr	mg/kg			<0.01	<0.01	<0.01	<0.01	-	-	-
	g-BHC (Lindane)	mg/kg	0.05	8.2	<2.5	<0.5	<0.05	<0.05	-	-	-
	Heptachlor	mg/kg	0.05		<2.5	<0.5	<0.05	<0.05	-	-	-
	Isodrin	mg/kg	0.05		<2.5	<0.5	<0.05	<0.05	-	-	-
	Isoproturon	mg/kg			<0.01	<0.01	<0.01	<0.01	-	-	-
	Linuron	mg/kg			<0.01	<0.01	<0.01	<0.01	-	-	-
	Malathion	mg/kg	0.05		<2.5	<0.5	<0.05	<0.05	-	-	-
	2-Methyl-4-chlorophenoxyacetic acid	mg/kg			<0.01	<0.01	<0.01	<0.01	-	-	-
	2-Methyl-4-Chlorophenoxy Butanoic Acid	mg/kg			<0.01	<0.01	<0.01	<0.01	-	-	-
	Mecoprop	mg/kg			<0.01	<0.01	<0.01	<0.01	-	-	-
	Methoxychlor	mg/kg	0.05		<2.5	<0.5	<0.05	<0.05	-	-	-
	Methyl parathion	mg/kg	0.05		<2.5	<0.5	<0.05	<0.05	-	-	-
	Mevinphos (Phosdrin)	mg/kg	0.05		<2.5	<0.5	<0.05	<0.05	-	-	-
	Nitroguanidine	mg/kg			-	-	-	-	-	-	-
	o,p-DDD	mg/kg	0.05		<2.5	<0.5	<0.05	<0.05	-	-	-
	o,p'-DDE	mg/kg	0.05		<2.5	<0.5	<0.05	<0.05	-	-	-
	o,p-Methoxychlor	mg/kg	0.05		-	-	-	-	-	-	-
	Parathion	mg/kg	0.05		<2.5	<0.5	<0.05	<0.05	-	-	-
	Pendimethalin	mg/kg	0.05		<2.5	<0.5	<0.05	<0.05	-	-	-
	Permethrin	mg/kg	0.05		-	-	-	-	-	-	-

				Location Code	WS03002	WS03002	WS03002	WS03300A	WS03300A	WS03300A	WS03300A
				Sample Depth Range	0.3-0.5	0.65-0.8	1-1.5	0.05-0.05	0.2-0.2	0.5-0.5	1.2-1.4
				Sampled Date Time	07/11/2019	07/11/2019	07/11/2019	29/04/2020	29/04/2020	29/04/2020	01/05/2020
			LQM S4UL Public Open Space (POS) Residential - 1% SOM (GAC)								
Chem_Group	**ChemName**	**output unit**	**EQL**								
	Permethrin II	mg/kg	0.05		-	-	-	-	-	-	-
	Phorate	mg/kg	0.05		<2.5	<0.5	<0.05	<0.05	-	-	-
	Prometryn	mg/kg	0.05		<2.5	<0.5	<0.05	<0.05	-	-	-
	Pronamide	mg/kg	0.05		<2.5	<0.5	<0.05	<0.05	-	-	-
	Propazine	mg/kg	0.05		<2.5	<0.5	<0.05	<0.05	-	-	-
	Simazine	mg/kg	0.05		<2.5	<0.5	<0.05	<0.05	-	-	-
	Terbutryn	mg/kg	0.05		<2.5	<0.5	<0.05	<0.05	-	-	-
	Terbutylazine	mg/kg	0.05		<2.5	<0.5	<0.05	<0.05	-	-	-
	Triadimefon	mg/kg	0.05		<2.5	<0.5	<0.05	<0.05	-	-	-
	Triallate	mg/kg	0.05		-	-	-	-	-	-	-
	Tricloovr	mg/kg			<0.01	<0.01	<0.01	<0.01	-	-	-
	Trifluralin	mg/kg	0.05		<2.5	<0.5	<0.05	<0.05	-	-	-
	Telodrin	mg/kg	0.05		-	-	-	-	-	-	-
Radionuclides	Caesium-137	Bq/kg	1.4		-	-	-	-	-	-	-
	Protactinium-234m	Bq/kg	140		-	-	-	-	-	-	-
	Americium-241	Bq/g	0.0022		-	-	-	-	-	-	-
	Beryllium-7	Bq/g	0.016		-	-	-	-	-	-	-
	Cobalt-60	Bq/g	0.0015		-	-	-	-	-	-	-
	Gross alpha	Bq/kg	54		-	-	-	-	-	-	-
	Gross beta	Bq/kg	87		-	-	-	-	-	-	-
	Lead-210	Bq/kg	22		-	-	-	-	-	-	-
	Potassium-40	Bq/kg	2		-	-	-	-	-	-	-
	Radium -224	Bq/g	0.022		-	-	-	-	-	-	-
	Radium-226	Bq/g	0.0005		-	-	-	-	-	-	-
	Thorium-228	Bq/g	0.0005		-	-	-	-	-	-	-
	Thorium-230	Bq/g	0.0005		-	-	-	-	-	-	-
	Thorium-232	Bq/g	0.0005		-	-	-	-	-	-	-
	Thorium-234	Bq/g	0.025		-	-	-	-	-	-	-
	Uranium-234	Bq/g	0.0005		-	-	-	-	-	-	-
	Uranium-235	Bq/g	0.0005		-	-	-	-	-	-	-
SVOC TIC	SVOC TICS - Detect	Detect			0	0	0	0	1	0	-
	SVOC Tentatively Identified Compounds	mg/kg	0.1		<5	<1	<1	<0.1	58.5	<0.1	-
VOC TIC	VOC Tentatively Identified Compounds	mg/kg	0.05		-	-	-	<0.05	<0.05	<0.05	-
Explosives	2,2,4,4,6,6-Hexanitrostilbene	mg/kg			-	-	-	-	-	-	-
	2,4,6-Trinitrotoluene (TNT)	mg/kg		130	-	-	-	-	-	-	-
	2,4,6-trinitrophenyl	mg/kg			-	-	-	-	-	-	-
	HMX	mg/kg		13000	-	-	-	-	-	-	-
	Ethylene glycol dinitrate	mg/kg			-	-	-	-	-	-	-
	Nitrocellulose (12% N)	mg/kg			-	-	-	-	-	-	-
	Nitroglycerine	mg/kg			-	-	-	-	-	-	-
	PETN	mg/kg			-	-	-	-	-	-	-
	RDX	mg/kg		26000	-	-	-	-	-	-	-
	Tetryl	mg/kg			-	-	-	-	-	-	-
NA	Actinium-228	Bq/kg	2		-	-	-	-	-	-	-
	Caesium-134	Bq/kg	1.7		-	-	-	-	-	-	-
	Bismuth-212	Bq/kg	19		-	-	-	-	-	-	-
	Bismuth-214	Bq/kg	2		-	-	-	-	-	-	-
	Lead-212	Bq/kg	2		-	-	-	-	-	-	-
	Lead-214	Bq/kg	2		-	-	-	-	-	-	-
	Thallium-208	Bq/kg	2		-	-	-	-	-	-	-
Other	Temperature	°C			18.8	16.5	16.2	14.5 - 19.3	19.2 - 19.3	14.7 - 18.1	18.6
	Conductivity @ 20oC	uS/cm	14		249 - 332	210 - 220	83.5 - 1320	126 - 341	94.9 - 285	132 - 354	527 - 543
	Organic Matter	%	0.35		-	-	-	-	-	-	-
	Moisture Content (dried @35oC)	%			15	11	16	7.5	14	18	17
	pH (Lab)	pH Units	1		8.27 - 8.7	8.2 - 8.67	7.98 - 9.12	7.92 - 8.56	8.53 - 8.69	8.11 - 8.47	8.1 - 8.42
	Total Organic Carbon	%	0.2		1.57	0.703	<0.2	1.65	0.526	3.89	3.44

Environmental Standards Comments
#1:GAC is only presented as speciated chromium. 7.7mg/kg is used for hexavalent. If hexavalent chromium (CrVI) data is available, a value of 1,500mg/kg may be appropriate for the remaining trivalent chromium (CrIII).
#2:C4SL for lead adopted
#3:GAC only presented as speciated mercury. 16mg/kg is used for elemental mercury. If the CSM indicates that elemental mercury is not a CoC and mercury is present in an inorganic form, a value of 120mg/kg for inorganic mercury may be appropriate
#4:Updated S4UL for nickel
#5:S4UL exceeds solubility saturation limit
#6:Criteria derived for Ali>C16-C35 split between Ali>C16-21 & Ali>C21-35. Requires summation of fractions to use Ali>C16-C35 criteria.
#7:Criteria presented is for p-xylene. A separate value is presented for o-xylene.
#8:S4UL based on a threshold protective of direct skin contact with phenol

Key

<0.6	Result MDL exceeds GAC
27.8	Result exceeds GAC

Notes
Where a range is given a determinand has been analysed for by more than one method

				Location Code	WS03300A	WS03300	WS03300	WS03301	WS03301	WS03301	WS03301
				Sample Depth Range	2-2.3	0.05-0.05	0.2-0.2	0.05-0.05	0.3-0.3	0.3-0.3	1.2-1.5
				Sampled Date Time	01/05/2020	29/04/2020	29/04/2020	04/05/2020	04/05/2020	04/05/2020	12/05/2020
Chem Group	ChemName	output unit	EQL	LQM S4UL Public Open Space (POS) Residential - 1% SOM (GAC)							
Metals	Antimony	mg/kg	0.6		<0.6	0.808	1.01	-	<0.6	-	<0.6
	Arsenic	mg/kg	0.6	79	<0.6	12	10.2	11.3	18	-	8.79
	Barium	mg/kg	0.6		-	-	-	-	-	-	-
	Beryllium	mg/kg	0.01	2.2	-	-	-	-	-	-	-
	Boron	mg/kg	1	21000	<1	<1	<1	1.19	1	-	1.5
	Cadmium	mg/kg	0.02	120	0.272	0.667	0.407	0.51	0.24	-	0.466
	Chromium (hexavalent)	mg/kg	0.6	7.7	<0.6	<0.6	<0.6	<0.6	<0.6	-	<0.6
	Chromium	mg/kg	0.9	#1	<0.9	40.1	29	26.8	18.9	-	42.1
	Copper	mg/kg	1.4	12000	1.64	20.7	22.7	14.1	14.2	-	15.1
	Lead	mg/kg	0.7	630#2	<0.7	49.8	49	70.3	42.7	-	41.8
	Mercury	mg/kg	0.14	#3	<0.14	<0.14	<0.14	<0.14	<0.14	-	<0.14
	Molybdenum	mg/kg	0.1		<0.1	0.656	0.506	-	0.782	-	0.281
	Nickel	mg/kg	0.2	230#4	7.68	42.6	32.3	26.7	18.4	-	24.5
	Selenium	mg/kg	1	1100	<1	<1	<1	<1	<1	-	1.02
	Vanadium	mg/kg	0.2	2000	1.95	50.7	39.9	-	36.9	-	32.7
	Zinc	mg/kg	1.9	81000	12.5	105	92.8	78.1	61.4	-	85.2
Asbestos	Anthophyllite	Detect			0	0	0	0	0	-	0
	Asbestos Analysts Comments	-			-	-	-	-	-	-	-
	Asbestos PCOM Quantification	%	0.001		-	-	-	-	-	-	-
	Asbestos Quantification Total	%	0.001		-	-	-	-	-	-	-
	Asbestos: Actinolite	Detect			0	0	0	0	0	-	0
	Additional Asbestos Components (Using TM048)	Comment			-	-	-	-	-	-	-
	Crocidolite Asbestos	Detect			0	0	0	0	0	-	0
	Asbestos Gravimetric Quantification	%	0.001		-	-	-	-	-	-	-
	Chrysotile Asbestos	Detect			0	0	0	0	0	-	0
	Amosite Asbestos	Detect			0	0	0	0	0	-	0
	Non-Asbestos Fibre	Detect			0	0	0	0	0	-	0
	Tremolite	Detect			0	0	0	0	0	-	0
Inorganics	Alkalinity (total) as CaCO3	mg/kg	10		-	-	-	-	-	-	-
	Ammoniacal Nitrogen as N	mg/kg	12		-	<12	<12	-	-	-	24.3
	Cyanide (Free)	mg/kg	1		<1	<1	<1	<1	<1	-	<1
	Cyanide Total	mg/kg	1		<1	<1	<1	<1	<1	-	<1
	cyanides-complex	mg/kg	1		<1	<1	<1	<1	<1	-	<1
	Nitrite (as N)	mg/kg	0.03		-	-	-	-	-	-	-
	Sulphate	mg/kg	200		-	-	-	-	-	-	-
PAH	Naphthalene	mg/kg	0.009	4900	<0.009	<0.013 - 0.013	<0.1 - 0.04	<0.009	<0.09	-	<0.009
	Acenaphthene	mg/kg	0.008	15000	<0.008	<0.1 - 0.0159	<0.1 - 0.0156	0.0105	<0.08	-	0.0124
	Acenaphthylene	mg/kg	0.012	15000	<0.012	<0.1 - 0.0249	<0.1 - 0.0661	0.0159	<0.12	-	<0.012
	Fluoranthene	mg/kg	0.017	3100	<0.017	0.682 - 0.958	0.859 - 1.12	0.385	0.519	-	0.745
	Anthracene	mg/kg	0.016	74000	<0.016	<0.1 - 0.0384	<0.1 - 0.102	0.0301	<0.16	-	0.0693
	Phenanthrene	mg/kg	0.015	3100	<0.015	0.313 - 0.49	0.383 - 0.52	0.149	0.188	-	0.222
	Fluorene	mg/kg	0.01	9900	<0.01	<0.1 - 0.0146	<0.1 - 0.0198	<0.01	<0.1	-	0.0117
	Chrysene	mg/kg	0.01	57	<0.01	0.305 - 0.502	0.399 - 0.624	0.196	0.29	-	0.25
	Pyrene	mg/kg	0.015	7400	<0.015	0.557 - 0.866	0.774 - 0.997	0.321	0.457	-	0.63
	Benzo(a)anthracene	mg/kg	0.014	29	<0.014	0.274 - 0.388	0.327 - 0.715	0.166	0.279	-	0.285
	Benzo(b)fluoranthene	mg/kg	0.015	7.1	<0.015	0.296 - 0.483	0.218 - 0.559	0.281	0.409	-	0.365
	Benzo(k)fluoranthene	mg/kg	0.014	190	<0.014	0.151 - 0.342	0.315 - 0.329	0.106	<0.14	-	0.131
	Benzo(a)pyrene	mg/kg	0.015	5.7	<0.015	0.31 - 0.365	0.278 - 0.804	0.202	0.286	-	0.247
	Dibenz(a,h)anthracene	mg/kg	0.023	0.57	<0.023	<0.1 - 0.0348	<0.1 - 0.105	<0.023	<0.23	-	0.0275
	Benzo(g,h,i)perylene	mg/kg	0.024	640	<0.024	0.219 - 0.296	0.206 - 0.609	0.151	<0.24	-	0.181
	Indeno(1,2,3-c,d)pyrene	mg/kg	0.018	82	<0.018	0.235 - 0.251	0.194 - 0.601	0.149	0.225	-	0.172
	PAH 16 Total	mg/kg	0.118		<0.118	3.67	7.08	2.16	2.65	-	3.35
TPH CWG	>C5-C6 Aliphatics	mg/kg	0.01	(sol)570000#5	<0.01	<0.01	<0.01	-	<0.01	-	<0.01
	>C6-C8 Aliphatics	mg/kg	0.01	600000	<0.01	<0.01	<0.01	-	<0.01	-	<0.01
	>C10-C44 Aliphatics	mg/kg	5		43.3	12.9	24.7	-	11.4	-	61.6
	>C10-C44 Aliphatics/Aromatics	mg/kg	10		44.4	25.3	48.5	-	42	-	73.4
	>C8-C10 Aliphatics	mg/kg	0.01	13000	<0.01	<0.01	<0.01	-	<0.01	-	<0.01
	>C10-C12 Aliphatics	mg/kg	0.01	13000	<1	<1	<1	-	<1	-	<1
	>C12-C16 Aliphatics	mg/kg	0.1	13000	<1	<1	<1	-	<1	-	<1
	>C16-C21 Aliphatics	mg/kg	0.1	125000#6	1.45	<1	1.76	-	1.43	-	4.3
	>C21-C35 Aliphatics	mg/kg	0.1	125000#6	34.6	10.5	21.4	-	9.13	-	46.4
	>C35-C44 Aliphatics	mg/kg	0.1	250000	7.25	1.92	1.63	-	<1	-	10.5
	>C5-C10 Aliphatics	mg/kg	0.05		<0.05	<0.05	<0.05	-	<0.05	-	<0.05
	Total Aliphatics >C12-C44	mg/kg	0.1		-	-	-	-	-	-	-
	>EC5-EC10 Aromatics	mg/kg	0.05		<0.05	<0.05	<0.05	-	<0.05	-	<0.05
	>EC6-EC7 Aromatics	mg/kg	0.01		<0.01	<0.01	<0.01	-	<0.01	-	<0.01
	>EC7-EC8 Aromatics	mg/kg	0.01	56000	<0.01	<0.01	<0.01	-	<0.01	-	<0.01
	>EC8-EC10 Aromatics	mg/kg	0.01	5000	<0.01	<0.01	<0.01	-	<0.01	-	<0.01
	>EC10-EC12 Aromatics	mg/kg	0.01	5000	<1	<1	<1	-	<1	-	<1
	>EC10-EC44 Aromatics	mg/kg	5		<5	12.4	23.8	-	30.5	-	11.8
	>EC12-EC16 Aromatics	mg/kg	0.1	5100	<1	<1	<1	-	<1	-	<1
	>EC16-EC21 Aromatics	mg/kg	0.1	3800	<1	2.1	2.98	-	7.19	-	2.52
	>EC21-EC35 Aromatics	mg/kg	0.1	3800	<1	9.34	19.2	-	15.9	-	8.07
	>EC35-EC44 Aromatics	mg/kg	0.1	3800	<1	<1	1.57	-	7.47	-	<1
	>EC40-EC44 Aromatics	mg/kg	0.1		<1	<1	<1	-	1.58	-	<1
	>EC12-EC44 Aromatics	mg/kg	0.1		-	-	-	-	-	-	-
	TPH Aliphatics & Aromatics >C5-44	mg/kg	0.1		43.3	25.3	48.5	-	42	-	73.4
TPH	>C5-C6	mg/kg	0.02		-	-	-	<0.02	-	-	-

				Location Code	WS03300A	WS03300	WS03300	WS03301	WS03301	WS03301	WS03301
				Sample Depth Range	2-2.3	0.05-0.05	0.2-0.2	0.05-0.05	0.3-0.3	0.3-0.3	1.2-1.5
				Sampled Date Time	01/05/2020	29/04/2020	29/04/2020	04/05/2020	04/05/2020	04/05/2020	12/05/2020
				LQM S4UL Public Open Space (POS) Residential - 1% SOM (GAC)							
Chem_Group	**ChemName**	**output unit**	**EQL**								
	>C6-C7	mg/kg	0.02		-	-	-	<0.02	-	-	-
	>C7-C8	mg/kg	0.02		-	-	-	<0.02	-	-	-
	>C8-C10	mg/kg	0.02		-	-	-	<0.02	-	-	-
	>C10-C12	mg/kg	0.02		-	-	-	<0.02	-	-	-
	>C12-C16	mg/kg	35		-	-	-	<35	-	-	-
	>C16-C21	mg/kg	35		-	-	-	<35	-	-	-
	>C21-C28	mg/kg	35		-	-	-	<35	-	-	-
	>C28-C35	mg/kg	35		-	-	-	<35	-	-	-
	>C35-C40	mg/kg	35		-	-	-	<35	-	-	-
	GRO >C5-10	mg/kg	0.02		<0.02	<0.02	<0.02	-	<0.02	-	<0.02
	TPH >C6-C40	mg/kg	10		-	-	-	-	-	-	-
	EPH>C5-40	mg/kg	35		-	-	-	-	-	-	-
	EPH >C10-40	mg/kg	35		-	-	-	<35	-	-	-
	GRO >C5-12	mg/kg	0.1		-	-	-	<0.1	-	-	-
	Total Petroleum Hydrocarbons	mg/kg	35		-	-	-	<35	-	-	-
BTEX and MTBE	Benzene	mg/kg	0.009	72	<0.009	<0.009	<0.009	<0.18	<0.18	-	<0.009
	Toluene	mg/kg	0.007	56000	<0.007	<0.007	<0.007	<0.14	<0.14	-	<0.007
	Ethylbenzene	mg/kg	0.004	24000	<0.004	<0.004	<0.004	<0.08	<0.08	-	<0.004
	Xylene (m & p)	mg/kg	0.01	41000[#7]	<0.01	<0.01	<0.01	<0.2	<0.2	-	<0.01
	Xylene (o)	mg/kg	0.01	41000	<0.01	<0.01	<0.01	<0.2	<0.2	-	<0.01
	Xylene Total	mg/kg	0.02		<0.02	<0.02	<0.02	-	<0.4	-	<0.02
	MTBE	mg/kg	0.01		<0.01	<0.01	<0.01	<0.2	<0.2	-	<0.01
	Total BTEX	mg/kg	0.04		<0.04	<0.04	<0.04	<0.8	<0.8	-	<0.04
VOC	Styrene	mg/kg	0.01		-	<0.01	<0.01	-	-	-	-
	cis-1,3-dichloropropene	mg/kg	0.01		-	<0.01	<0.01	-	-	-	-
	trans-1,3-dichloropropene	mg/kg	0.01		-	<0.01	<0.01	-	-	-	-
	1,1,1,2-tetrachloroethane	mg/kg	0.01	1400	-	<0.01	<0.01	-	-	-	-
	1,1,1-trichloroethane	mg/kg	0.007	140000	-	<0.007	<0.007	-	-	-	-
	1,1,2,2-tetrachloroethane	mg/kg	0.01	1400	-	<0.01	<0.01	-	-	-	-
	1,1,2-trichloroethane	mg/kg	0.01		-	<0.01	<0.01	-	-	-	-
	1,1-dichloroethane	mg/kg	0.008		-	<0.008	<0.008	-	-	-	-
	1,1-dichloroethene	mg/kg	0.01		-	<0.01	<0.01	-	-	-	-
	1,1-dichloropropene	mg/kg	0.01		-	<0.01	<0.01	-	-	-	-
	1,2,3-trichloropropane	mg/kg	0.016		-	<0.016	<0.016	-	-	-	-
	1,2,4-trimethylbenzene	mg/kg	0.009		-	<0.009	<0.009	-	-	-	-
	1,2-dibromo-3-chloropropane	mg/kg	0.014		-	<0.014	<0.014	-	-	-	-
	1,2-dibromoethane	mg/kg	0.01		-	<0.01	<0.01	-	-	-	-
	1,2-dichloroethane	mg/kg	0.005	29	-	<0.005	<0.005	-	-	-	-
	1,2-dichloropropane	mg/kg	0.01		-	<0.01	<0.01	-	-	-	-
	1,3,5-trimethylbenzene	mg/kg	0.008		-	<0.008	<0.008	-	-	-	-
	1,3-dichloropropane	mg/kg	0.007		-	<0.007	<0.007	-	-	-	-
	2,2-dichloropropane	mg/kg	0.01		-	<0.01	<0.01	-	-	-	-
	2-chlorotoluene	mg/kg	0.009		-	<0.009	<0.009	-	-	-	-
	4-chlorotoluene	mg/kg	0.01		-	<0.01	<0.01	-	-	-	-
	Bromobenzene	mg/kg	0.01		-	<0.01	<0.01	-	-	-	-
	Bromochloromethane	mg/kg	0.01		-	<0.01	<0.01	-	-	-	-
	Bromodichloromethane	mg/kg	0.007		-	<0.007	<0.007	-	-	-	-
	Bromoform	mg/kg	0.01		-	<0.01	<0.01	-	-	-	-
	Bromomethane	mg/kg	0.01		-	<0.01	<0.01	-	-	-	-
	Carbon disulfide	mg/kg	0.007	11000	-	<0.007	<0.007	-	-	-	-
	Carbon tetrachloride	mg/kg	0.01	890	-	<0.01	<0.01	-	-	-	-
	Chlorodibromomethane	mg/kg	0.01		-	<0.01	<0.01	-	-	-	-
	Chloroethane	mg/kg	0.01		-	<0.01	<0.01	-	-	-	-
	Chloroform	mg/kg	0.008	2500	-	<0.008	<0.008	-	-	-	-
	Chloromethane	mg/kg	0.007		-	<0.007	<0.007	-	-	-	-
	cis-1,2-dichloroethene	mg/kg	0.006		-	<0.006	<0.006	-	-	-	-
	Dibromomethane	mg/kg	0.009		-	<0.009	<0.009	-	-	-	-
	Dichlorodifluoromethane	mg/kg	0.006		-	<0.006	<0.006	-	-	-	-
	Dichloromethane	mg/kg	0.01		-	0.0211	0.0481	-	-	-	-
	Isopropylbenzene	mg/kg	0.005		-	<0.005	<0.005	-	-	-	-
	n-butylbenzene	mg/kg	0.011		-	<0.011	<0.011	-	-	-	-
	n-propylbenzene	mg/kg	0.01		-	<0.01	<0.01	-	-	-	-
	p-isopropyltoluene	mg/kg	0.01		-	<0.01	<0.01	-	-	-	-
	sec-butylbenzene	mg/kg	0.01		-	<0.01	<0.01	-	-	-	-
	Trichloroethene	mg/kg	0.009	120	-	<0.009	<0.009	-	-	-	-
	tert-butylbenzene	mg/kg	0.014		-	<0.014	<0.014	-	-	-	-
	Tetrachloroethene	mg/kg	0.005	1400	-	<0.005	<0.005	-	-	-	-
	trans-1,2-dichloroethene	mg/kg	0.01		-	<0.01	<0.01	-	-	-	-
	Trichlorofluoromethane	mg/kg	0.006		-	<0.006	<0.006	-	-	-	-
	Vinyl chloride	mg/kg	0.006	3.5	-	<0.006	<0.006	-	-	-	-
	tert-Amyl methyl ether	mg/kg	0.01		-	<0.01	<0.01	-	-	-	-
VOC/SVOC	1,2,3-trichlorobenzene	mg/kg	0.02	1800	-	<0.02	0.0412	-	-	-	-
	1,2,4-trichlorobenzene	mg/kg	0.02	15000	-	<0.02	<0.02	-	-	-	-
	1,2-dichlorobenzene	mg/kg	0.01	90000	-	<0.01	<0.01	-	-	-	-
	1,3,5-Trichlorobenzene	mg/kg	0.02	1700	-	-	-	-	-	-	-
	1,3-dichlorobenzene	mg/kg	0.008	300	-	<0.008	<0.008	-	-	-	-
	1,4-dichlorobenzene	mg/kg	0.005	17000	-	<0.005	<0.005	-	-	-	-

				Location Code	WS03300A	WS03300	WS03300	WS03301	WS03301	WS03301	WS03301
				Sample Depth Range	2-2.3	0.05-0.05	0.2-0.2	0.05-0.05	0.3-0.3	0.3-0.3	1.2-1.5
				Sampled Date Time	01/05/2020	29/04/2020	29/04/2020	04/05/2020	04/05/2020	04/05/2020	12/05/2020
				LQM S4UL Public Open Space (POS) Residential - 1% SOM (GAC)							
Chem_Group	ChemName	output unit	EQL								
	Chlorobenzene	mg/kg	0.005	11000	-	<0.005	<0.005	-	-	-	-
	Hexachlorobutadiene	mg/kg	0.02	25	-	<0.02	<0.02	-	-	-	-
SVOC	4-bromophenyl phenyl ether	mg/kg	0.1		-	<0.1	<0.1	-	-	-	-
	4-nitroaniline	mg/kg	0.1		-	<0.1	<0.1	-	-	-	-
	4-nitrophenol	mg/kg	0.1		-	<0.1	<0.1	-	-	-	-
	2,4,5-trichlorophenol	mg/kg	0.1		-	<0.01	<0.1	-	-	-	-
	2,4,6-trichlorophenol	mg/kg	0.1		-	<0.1	<0.1	-	-	-	-
	2,4-dichlorophenol	mg/kg	0.1		-	<0.1	<0.1	-	-	-	-
	2,4-dimethylphenol	mg/kg	0.1		-	<0.1	<0.1	-	-	-	-
	2,4-dinitrotoluene	mg/kg	0.1		-	<0.1	<0.1	-	<5	-	-
	2,6-dinitrotoluene	mg/kg	0.1		-	<0.1	<0.1	-	<5	-	-
	2-chloronaphthalene	mg/kg	0.1		-	<0.1	<0.1	-	-	-	-
	2-chlorophenol	mg/kg	0.1		-	<0.1	<0.1	-	-	-	-
	2-methylnaphthalene	mg/kg	0.1		-	<0.1	<0.1	-	-	-	-
	2-methylphenol	mg/kg	0.1		-	<0.1	<0.1	-	-	-	-
	2-nitroaniline	mg/kg	0.1		-	<0.1	<0.1	-	-	-	-
	2-nitrophenol	mg/kg	0.1		-	<0.1	<0.1	-	-	-	-
	3-nitroaniline	mg/kg	0.1		-	<0.1	<0.1	-	-	-	-
	4-chloro-3-methylphenol	mg/kg	0.1		-	<0.1	<0.1	-	-	-	-
	4-chloroaniline	mg/kg	0.1		-	<0.1	<0.1	-	-	-	-
	4-chlorophenyl phenyl ether	mg/kg	0.1		-	<0.1	<0.1	-	-	-	-
	4-methylphenol	mg/kg	0.1		-	<0.1	<0.1	-	-	-	-
	Azobenzene	mg/kg	0.1		-	<0.1	<0.1	-	-	-	-
	Bis(2-chloroethoxy) methane	mg/kg	0.1		-	<0.1	<0.1	-	-	-	-
	Bis(2-chloroethyl)ether	mg/kg	0.1		-	<0.1	<0.1	-	-	-	-
	Bis(2-chloroisopropyl) ether	mg/kg	0.1		-	<0.1	<0.1	-	-	-	-
	Bis(2-ethylhexyl) phthalate	mg/kg	0.1		-	<0.1	<0.1	-	-	-	-
	Butyl benzyl phthalate	mg/kg	0.1		-	<0.1	<0.1	-	-	-	-
	Carbazole	mg/kg	0.1		-	<0.1	<0.1	-	-	-	-
	Dibenzofuran	mg/kg	0.1		-	<0.1	<0.1	-	-	-	-
	Diethylphthalate	mg/kg	0.1		-	<0.1	<0.1	-	-	-	-
	Dimethyl phthalate	mg/kg	0.1		-	<0.1	<0.1	-	-	-	-
	Di-n-butyl phthalate	mg/kg	0.1		-	<0.1	<0.1	-	-	-	-
	Di-n-octyl phthalate	mg/kg	0.1		-	<0.1	<0.1	-	-	-	-
	Hexachlorobenzene	mg/kg	0.05	16	-	<0.05	<0.1	-	-	-	-
	Hexachlorocyclopentadiene	mg/kg	0.1		-	<0.1	<0.1	-	-	-	-
	Hexachloroethane	mg/kg	0.1		-	<0.1	<0.1	-	-	-	-
	Isophorone	mg/kg	0.1		-	<0.1	<0.1	-	-	-	-
	Nitrobenzene	mg/kg	0.1		-	<0.1	<0.1	-	-	-	-
	N-nitrosodi-n-propylamine	mg/kg	0.1		-	<0.1	<0.1	-	-	-	-
	Pentachloronitrobenzene	mg/kg	0.05		-	-	-	-	-	-	-
	Pentachlorophenol	mg/kg	0.1	60	-	<0.1	<0.1	-	-	-	-
PCB	Heptachlorobiphenyl, 2,3,3,4,4,5,5- (PCB 189)	mg/kg	0.003		-	<0.003	<0.003	-	-	-	<0.003
	Hexachlorobiphenyl, 2,3,3,4,4,5- (PCB 156)	mg/kg	0.003		-	<0.003	<0.003	-	-	-	<0.003
	Hexachlorobiphenyl, 2,3,3,4,4,5- (PCB 157)	mg/kg	0.003		-	<0.003	<0.003	-	-	-	<0.003
	Hexachlorobiphenyl, 2,3,4,4,5,5- (PCB 167)	mg/kg	0.003		-	<0.003	<0.003	-	-	-	<0.003
	Hexachlorobiphenyl, 3,3,4,4,5,5- (PCB 169)	mg/kg	0.003		-	<0.003	<0.003	-	-	-	<0.003
	PCB 101	mg/kg	0.003		-	<0.003	<0.003	-	-	-	<0.003
	PCB 118	mg/kg	0.003		-	<0.003	<0.003	-	-	-	<0.003
	PCB 138	mg/kg	0.003		-	<0.003	<0.003	-	-	-	0.00872
	PCB 153	mg/kg	0.003		-	<0.003	<0.003	-	-	-	0.0125
	PCB 180	mg/kg	0.003		-	<0.003	<0.003	-	-	-	0.0144
	PCB 28	mg/kg	0.003		-	<0.003	<0.003	-	-	-	<0.003
	PCB 52	mg/kg	0.003		-	<0.003	<0.003	-	-	-	<0.003
	Pentachlorobiphenyl, 2,3,3,4,4- (PCB 105)	mg/kg	0.003		-	<0.003	<0.003	-	-	-	<0.003
	Pentachlorobiphenyl, 2,3,4,4,5- (PCB 114)	mg/kg	0.003		-	<0.003	<0.003	-	-	-	<0.003
	Pentachlorobiphenyl, 2,3,4,4,5- (PCB 123)	mg/kg	0.003		-	<0.003	<0.003	-	-	-	<0.003
	Pentachlorobiphenyl, 3,3,4,4,5- (PCB 126)	mg/kg	0.003		-	<0.003	<0.003	-	-	-	<0.003
	Tetrachlorobiphenyl, 3,3,4,4- (PCB 77)	mg/kg	0.003		-	<0.003	<0.003	-	-	-	<0.003
	Tetrachlorobiphenyl, 3,4,4,5- (PCB 81)	mg/kg	0.003		-	<0.003	<0.003	-	-	-	<0.003
	Total PCB 7 Congeners	mg/kg	0.021		-	<0.021	<0.021	-	-	-	0.0356
	Total PCB WHO 12	mg/kg	0.036		-	<0.036	<0.036	-	-	-	<0.036
Phenolics	Xylenols	mg/kg	0.015		<0.015	<0.015	<0.015	<0.015	<0.015	-	<0.015
	Cresol Total	mg/kg	0.01		<0.01	0.0342	0.0121	0.0115	<0.01	-	<0.01
	Phenol	mg/kg	0.01	(dir)760[#8]	<0.01	<0.01	<0.01	0.023	<0.01	-	<0.01
	Phenols Monohydric	mg/kg	0.035		<0.035	<0.035	<0.035	<0.035	<0.035	-	<0.035
Organotins	Dibutyltin	mg/kg			-	-	-	-	-	-	-
	Monophenyltin	mg/kg			-	<0.02	<0.02	-	-	-	<0.02
	Diphenyltin	mg/kg			-	-	-	-	-	-	-
	Monobutyltin	mg/kg			-	-	-	-	-	-	-
	Tetrabutyltin	mg/kg			-	-	-	-	-	-	-
	Tributyltin	mg/kg			-	<0.02	<0.02	-	-	-	<0.02
	Triphenyltin	mg/kg			-	-	-	-	-	-	-
Pesticides	Heptachlor epoxide	mg/kg	0.05		-	<0.05	-	-	-	-	-
	Tecnazene	mg/kg	0.05		-	-	-	-	-	-	-
	2,4,5-TP (Silvex)	mg/kg			-	<0.01	-	-	-	-	-
	Hedonal	mg/kg			-	<0.01	-	-	-	-	-

				Location_Code	WS03300A	WS03300	WS03300	WS03301	WS03301	WS03301	WS03301
				Sample_Depth_Range	2-2.3	0.05-0.05	0.2-0.2	0.05-0.05	0.3-0.3	0.3-0.3	1.2-1.5
				Sampled_Date_Time	01/05/2020	29/04/2020	29/04/2020	04/05/2020	04/05/2020	04/05/2020	12/05/2020
				LQM S4UL Public Open Space (POS) Residential - 1% SOM (GAC)							
Chem_Group	ChemName	output unit	EQL								
	2,4-DDT	mg/kg	0.05		-	<0.05	-	-	-	-	-
	2,4-Dichlorprop	mg/kg			-	<0.01	-	-	-	-	-
	4-(2,4-Dichlorophenoxy)butyric Acid (2,4-DB)	mg/kg			-	<0.01	-	-	-	-	-
	4,4-DDE	mg/kg	0.05		-	<0.05	-	-	-	-	-
	a-BHC	mg/kg	0.05	24	-	<0.05	-	-	-	-	-
	Aldrin	mg/kg	0.05	18	-	<0.05	-	-	-	-	-
	Atrazine	mg/kg	0.05	1200	-	<0.05	-	-	-	-	-
	Azinophos methyl	mg/kg	0.05		-	<0.05	-	-	-	-	-
	b-BHC	mg/kg	0.05	8.1	-	<0.05	-	-	-	-	-
	Bentazone	mg/kg			-	<0.01	-	-	-	-	-
	Chlordane (cis)	mg/kg	0.05		-	<0.05	-	-	-	-	-
	Chlordane (trans)	mg/kg	0.05		-	<0.05	-	-	-	-	-
	Chlorfenvinphos	mg/kg	0.05		-	<0.05	-	-	-	-	-
	Chlorotoluron	mg/kg			-	<0.01	-	-	-	-	-
	Chlorpyrifos-methyl	mg/kg	0.05		-	<0.05	-	-	-	-	-
	Cyanazine	mg/kg			-	<0.01	-	-	-	-	-
	d-BHC	mg/kg	0.05		-	<0.05	-	-	-	-	-
	DDD	mg/kg	0.05		-	<0.05	-	-	-	-	-
	DDT	mg/kg	0.05		-	<0.1	-	-	-	-	-
	Chlorothalonil	mg/kg	0.05		-	-	-	-	-	-	-
	Diazinon	mg/kg	0.05		-	<0.05	-	-	-	-	-
	Dichlorvos	mg/kg	0.05	16	-	<0.05	-	-	-	-	-
	Dieldrin	mg/kg	0.05	18	-	<0.05	-	-	-	-	-
	Dimethoate	mg/kg	0.05		-	<0.05	-	-	-	-	-
	Disulfoton	mg/kg	0.05		-	-	-	-	-	-	-
	Diuron	mg/kg			-	<0.01	-	-	-	-	-
	Endosulfan I	mg/kg	0.05	1200	-	<0.05	-	-	-	-	-
	Endosulfan II	mg/kg	0.05		-	<0.05	-	-	-	-	-
	Endosulfan sulphate	mg/kg	0.05		-	-	-	-	-	-	-
	Endrin	mg/kg	0.05		-	<0.05	-	-	-	-	-
	Fenitrothion	mg/kg	0.05		-	<0.05	-	-	-	-	-
	Fenthion	mg/kg	0.05		-	<0.05	-	-	-	-	-
	Fluroxypyr	mg/kg			-	<0.01	-	-	-	-	-
	g-BHC (Lindane)	mg/kg	0.05	8.2	-	<0.05	-	-	-	-	-
	Heptachlor	mg/kg	0.05		-	<0.05	-	-	-	-	-
	Isodrin	mg/kg	0.05		-	<0.05	-	-	-	-	-
	Isoproturon	mg/kg			-	<0.01	-	-	-	-	-
	Linuron	mg/kg			-	<0.01	-	-	-	-	-
	Malathion	mg/kg	0.05		-	<0.05	-	-	-	-	-
	2-Methyl-4-chlorophenoxyacetic acid	mg/kg			-	<0.01	-	-	-	-	-
	2-Methyl-4-Chlorophenoxy Butanoic Acid	mg/kg			-	<0.01	-	-	-	-	-
	Mecoprop	mg/kg			-	<0.01	-	-	-	-	-
	Methoxychlor	mg/kg	0.05		-	<0.05	-	-	-	-	-
	Methyl parathion	mg/kg	0.05		-	<0.05	-	-	-	-	-
	Mevinphos (Phosdrin)	mg/kg	0.05		-	<0.05	-	-	-	-	-
	Nitroguanidine	mg/kg			-	-	-	-	<5	-	-
	o,p-DDD	mg/kg	0.05		-	<0.05	-	-	-	-	-
	o,p'-DDE	mg/kg	0.05		-	<0.05	-	-	-	-	-
	o,p-Methoxychlor	mg/kg	0.05		-	-	-	-	-	-	-
	Parathion	mg/kg	0.05		-	<0.05	-	-	-	-	-
	Pendimethalin	mg/kg	0.05		-	<0.05	-	-	-	-	-
	Permethrin	mg/kg	0.05		-	-	-	-	-	-	-

				Location Code	WS03300A	WS03300	WS03300	WS03301	WS03301	WS03301	WS03301
				Sample Depth Range	2-2.3	0.05-0.05	0.2-0.2	0.05-0.05	0.3-0.3	0.3-0.3	1.2-1.5
				Sampled Date Time	01/05/2020	29/04/2020	29/04/2020	04/05/2020	04/05/2020	04/05/2020	12/05/2020
			LQM S4UL Public Open Space (POS) Residential - 1% SOM (GAC)								
Chem_Group	**ChemName**	**output unit**	**EQL**								
	Permethrin II	mg/kg	0.05		-	-	-	-	-	-	-
	Phorate	mg/kg	0.05		-	<0.05	-	-	-	-	-
	Prometryn	mg/kg	0.05		-	<0.05	-	-	-	-	-
	Pronamide	mg/kg	0.05		-	<0.05	-	-	-	-	-
	Propazine	mg/kg	0.05		-	<0.05	-	-	-	-	-
	Simazine	mg/kg	0.05		-	<0.05	-	-	-	-	-
	Terbutryn	mg/kg	0.05		-	<0.05	-	-	-	-	-
	Terbutylazine	mg/kg	0.05		-	<0.05	-	-	-	-	-
	Triadimefon	mg/kg	0.05		-	<0.05	-	-	-	-	-
	Triallate	mg/kg	0.05		-	-	-	-	-	-	-
	Triclopyr	mg/kg			-	<0.01	-	-	-	-	-
	Trifluralin	mg/kg	0.05		-	<0.05	-	-	-	-	-
	Telodrin	mg/kg	0.05		-	-	-	-	-	-	-
Radionuclides	Caesium-137	Bq/kg	1.4		-	-	-	-	-	<1.6	-
	Protactinium-234m	Bq/kg	140		-	-	-	-	-	<180	-
	Americium-241	Bq/g	0.0022		-	-	-	-	-	<0.003	-
	Beryllium-7	Bq/g	0.016		-	-	-	-	-	<0.018	-
	Cobalt-60	Bq/g	0.0015		-	-	-	-	-	<0.0018	-
	Gross alpha	Bq/kg	54		-	-	-	-	-	169	-
	Gross beta	Bq/kg	87		-	-	-	-	-	440	-
	Lead-210	Bq/kg	22		-	-	-	-	-	<30	-
	Potassium-40	Bq/kg	2		-	-	-	-	-	212	-
	Radium -224	Bq/g	0.022		-	-	-	-	-	<0.034	-
	Radium-226	Bq/g	0.0005		-	-	-	-	-	<0.024 - 0.0116	-
	Thorium-228	Bq/g	0.0005		-	-	-	-	-	0.0203	-
	Thorium-230	Bq/g	0.0005		-	-	-	-	-	0.0181	-
	Thorium-232	Bq/g	0.0005		-	-	-	-	-	0.0036	-
	Thorium-234	Bq/g	0.025		-	-	-	-	-	<0.031	-
	Uranium-234	Bq/g	0.0005		-	-	-	-	-	0.0143	-
	Uranium-235	Bq/g	0.0005		-	-	-	-	-	<0.0014	-
SVOC TIC	SVOC TICS - Detect	Detect			-	0	0	-	-	-	-
	SVOC Tentatively Identified Compounds	mg/kg	0.1		-	<1	<1	-	-	-	-
VOC TIC	VOC Tentatively Identified Compounds	mg/kg	0.05		-	<0.05	<0.05	-	-	-	-
Explosives	2,2,4,4,6,6-Hexanitrostilbene	mg/kg			-	-	-	-	<5	-	-
	2,4,6-Trinitrotoluene (TNT)	mg/kg		130	-	-	-	-	<5	-	-
	2,4,6-trinitrophenyl	mg/kg			-	-	-	-	<5	-	-
	HMX	mg/kg		13000	-	-	-	-	<5	-	-
	Ethylene glycol dinitrate	mg/kg			-	-	-	-	<5	-	-
	Nitrocellulose (12% N)	mg/kg			-	-	-	-	<5000	-	-
	Nitroglycerine	mg/kg			-	-	-	-	<5	-	-
	PETN	mg/kg			-	-	-	-	<5	-	-
	RDX	mg/kg		26000	-	-	-	-	<5	-	-
	Tetryl	mg/kg			-	-	-	-	<5	-	-
NA	Actinium-228	Bq/kg	2		-	-	-	-	-	19.2	-
	Caesium-134	Bq/kg	1.7		-	-	-	-	-	<1.9	-
	Bismuth-212	Bq/kg	19		-	-	-	-	-	<23	-
	Bismuth-214	Bq/kg	2		-	-	-	-	-	16	-
	Lead-212	Bq/kg	2		-	-	-	-	-	13	-
	Lead-214	Bq/kg	2		-	-	-	-	-	15.7	-
	Thallium-208	Bq/kg	2		-	-	-	-	-	5.2	-
Other	Temperature	°C			19.2	17.5 - 19.1	18 - 18.2	20.5	15.6	-	18.2
	Conductivity @ 20oC	uS/cm	14		180 - 186	121 - 395	124 - 343	384 - 416	307 - 331	-	636 - 713
	Organic Matter	%	0.35		-	-	-	-	-	-	-
	Moisture Content (dried @35oC)	%			18	12	17	13	6.2	-	13
	pH (Lab)	pH Units	1		7.63 - 8.68	8.08 - 8.64	8.07 - 8.62	7.91 - 8.48	8.27 - 8.48	-	7.92 - 8.44
	Total Organic Carbon	%	0.2		<0.2	2.42	1.47	1.44	0.768	-	0.905

Environmental Standards Comments
#1:GAC is only presented as speciated chromium. 7.7mg/kg is used for hexavalent. If hexavalent chromium (CrVI) data is available, a value of 1,500mg/kg may be appropriate for the remaining trivalent chromium (CrIII).
#2:C4SL for lead adopted
#3:GAC only presented as speciated mercury. 16mg/kg is used for elemental mercury. If the CSM indicates that elemental mercury is not a CoC and mercury is present in an inorganic form, a value of 120mg/kg for inorganic mercury may be appropriate
#4:Updated S4UL for nickel
#5:S4UL exceeds solubility saturation limit
#6:Criteria derived for Ali>C16-C35 split between Ali>C16-21 & Ali>C21-35. Requires summation of fractions to use Ali>C16-C35 criteria.
#7:Criteria presented is for p-xylene. A separate value is presented for o-xylene.
#8:S4UL based on a threshold protective of direct skin contact with phenol

Key

<0.6	Result MDL exceeds GAC
27.8	Result exceeds GAC

Notes
Where a range is given a determinand has been analysed for by more than one method

				Location Code	WS03301	WS03302	WS03302	WS03302	WS03302	WS03302	WS03304
				Sample Depth Range	2-2.3	0.05-0.05	0.05-0.05	0.4-0.4	0.7-0.7	1.3-1.5	0.05-0.05
				Sampled Date Time	12/05/2020	30/04/2020	30/04/2020	30/04/2020	30/04/2020	06/05/2020	30/04/2020
				LQM S4UL Public Open Space (POS) Residential - 1% SOM (GAC)							
Chem_Group	**ChemName**	**output unit**	**EQL**								
Metals	Antimony	mg/kg	0.6		-	1.47	-	<0.6	<0.6	-	<0.6
	Arsenic	mg/kg	0.6	79	<0.6	9.02	-	3.55	<0.6	<0.6	5.23
	Barium	mg/kg	0.6		-	-	-	-	-	-	-
	Beryllium	mg/kg	0.01	2.2	-	-	-	-	-	-	-
	Boron	mg/kg	1	21000	<1	1.1	-	<1	<1	<1	<1
	Cadmium	mg/kg	0.02	120	0.388	0.741	-	0.2	0.249	0.298	0.459
	Chromium (hexavalent)	mg/kg	0.6	7.7	<0.6	<0.6	-	<0.6	<0.6	<0.6	<0.6
	Chromium	mg/kg	0.9	[#1]	2.2	19.8	-	6.82	0.975	1.56	15.1
	Copper	mg/kg	1.4	12000	1.66	12.3	-	4.49	<1.4	<1.4	9.68
	Lead	mg/kg	0.7	630[#2]	<0.7	34.7	-	2.93	<0.7	<0.7	23.7
	Mercury	mg/kg	0.14	[#3]	<0.14	<0.14	-	<0.14	<0.14	<0.14	<0.14
	Molybdenum	mg/kg	0.1		-	0.138	-	0.145	<0.1	-	0.124
	Nickel	mg/kg	0.2	230[#4]	13.2	28.6	-	11.9	6.53	7.41	14.8
	Selenium	mg/kg	1	1100	1.18	<1	-	<1	<1	<1	<1
	Vanadium	mg/kg	0.2	2000	-	33.9	-	12	2.26	-	23.7
	Zinc	mg/kg	1.9	81000	11.4	80.7	-	22.6	9.78	13.1	44.5
Asbestos	Anthophyllite	Detect			0	0	-	0	0	0	0
	Asbestos Analysts Comments	-			-	-	-	-	-	-	-
	Asbestos PCOM Quantification	%	0.001		-	-	-	-	-	-	-
	Asbestos Quantification Total	%	0.001		-	-	-	-	-	-	-
	Asbestos: Actinolite	Detect			0	0	-	0	0	0	0
	Additional Asbestos Components (Using TM048)	Comment			-	-	-	-	-	-	-
	Crocidolite Asbestos	Detect			0	0	-	0	0	0	0
	Asbestos Gravimetric Quantification	%	0.001		-	-	-	-	-	-	-
	Chrysotile Asbestos	Detect			0	0	-	0	0	0	0
	Amosite Asbestos	Detect			0	0	-	0	0	0	0
	Non-Asbestos Fibre	Detect			0	0	-	0	0	0	0
	Tremolite	Detect			0	0	-	0	0	0	0
Inorganics	Alkalinity (total) as CaCO3	mg/kg	10		-	-	-	-	-	-	-
	Ammoniacal Nitrogen as N	mg/kg	12		-	<12	-	-	-	-	<12
	Cyanide (Free)	mg/kg	1		<1	<1	-	<1	<1	<1	<1
	Cyanide Total	mg/kg	1		<1	<1	-	<1	<1	<1	<1
	cyanides-complex	mg/kg	1		<1	<1	-	<1	<1	<1	<1
	Nitrite (as N)	mg/kg	0.03		-	-	-	-	-	-	-
	Sulphate	mg/kg	200		-	-	-	-	-	-	-
PAH	Naphthalene	mg/kg	0.009	4900	<0.009	<0.009	-	<0.009	<0.009	<0.009	<0.009
	Acenaphthene	mg/kg	0.008	15000	<0.008	<0.008	-	<0.008	<0.008	<0.008	<0.008
	Acenaphthylene	mg/kg	0.012	15000	<0.012	<0.012	-	<0.012	<0.012	<0.012	<0.012
	Fluoranthene	mg/kg	0.017	3100	<0.017	0.0854	-	<0.017	<0.017	<0.017	0.088
	Anthracene	mg/kg	0.016	74000	<0.016	<0.016	-	<0.016	<0.016	<0.016	<0.016
	Phenanthrene	mg/kg	0.015	3100	<0.015	0.0312	-	<0.015	<0.015	<0.015	0.0361
	Fluorene	mg/kg	0.01	9900	<0.01	<0.01	-	<0.01	<0.01	<0.01	<0.01
	Chrysene	mg/kg	0.01	57	<0.01	0.0449	-	<0.01	<0.01	<0.01	0.0461
	Pyrene	mg/kg	0.015	7400	<0.015	0.0727	-	<0.015	<0.015	<0.015	0.074
	Benzo(a)anthracene	mg/kg	0.014	29	<0.014	0.0391	-	<0.014	<0.014	<0.014	0.0394
	Benzo(b)fluoranthene	mg/kg	0.015	7.1	<0.015	0.0533	-	<0.015	<0.015	<0.015	0.076
	Benzo(k)fluoranthene	mg/kg	0.014	190	<0.014	0.0229	-	<0.014	<0.014	<0.014	0.0229
	Benzo(a)pyrene	mg/kg	0.015	5.7	<0.015	0.0499	-	<0.015	<0.015	<0.015	0.0434
	Dibenz(a,h)anthracene	mg/kg	0.023	0.57	<0.023	<0.023	-	<0.023	<0.023	<0.023	<0.023
	Benzo(g,h,i)perylene	mg/kg	0.024	640	<0.024	0.0431	-	<0.024	<0.024	<0.024	0.0367
	Indeno(1,2,3-c,d)pyrene	mg/kg	0.018	82	<0.018	0.0456	-	<0.018	<0.018	<0.018	0.0374
	PAH 16 Total	mg/kg	0.118		<0.118	0.488	-	<0.118	<0.118	<0.118	0.5
TPH CWG	>C5-C6 Aliphatics	mg/kg	0.01	(sol)570000[#5]	-	<0.01	-	<0.01	<0.01	-	<0.01
	>C6-C8 Aliphatics	mg/kg	0.01	600000	-	<0.01	-	<0.01	<0.01	-	<0.01
	>C10-C44 Aliphatics	mg/kg	5		-	<5	-	<5	<5	-	<5
	>C10-C44 Aliphatics/Aromatics	mg/kg	10		-	<10	-	<10	<10	-	<10
	>C8-C10 Aliphatics	mg/kg	0.01	13000	-	<0.01	-	<0.01	<0.01	-	<0.01
	>C10-C12 Aliphatics	mg/kg	0.01	13000	-	<1	-	<1	<1	-	<1
	>C12-C16 Aliphatics	mg/kg	0.1	13000	-	<1	-	<1	<1	-	<1
	>C16-C21 Aliphatics	mg/kg	0.1	125000[#6]	-	<1	-	<1	<1	-	<1
	>C21-C35 Aliphatics	mg/kg	0.1	125000[#6]	-	4.08	-	<1	<1	-	3.38
	>C35-C44 Aliphatics	mg/kg	0.1	250000	-	<1	-	<1	<1	-	<1
	>C5-C10 Aliphatics	mg/kg	0.05		-	<0.05	-	<0.05	<0.05	-	<0.05
	Total Aliphatics >C12-C44	mg/kg	0.1		-	-	-	-	-	-	-
	>EC5-EC10 Aromatics	mg/kg	0.05		-	<0.05	-	<0.05	<0.05	-	<0.05
	>EC6-EC7 Aromatics	mg/kg	0.01		-	<0.01	-	<0.01	<0.01	-	<0.01
	>EC7-EC8 Aromatics	mg/kg	0.01	56000	-	<0.01	-	<0.01	<0.01	-	<0.01
	>EC8-EC10 Aromatics	mg/kg	0.01	5000	-	<0.01	-	<0.01	<0.01	-	<0.01
	>EC10-EC12 Aromatics	mg/kg	0.01	5000	-	<1	-	<1	<1	-	<1
	>EC10-EC44 Aromatics	mg/kg	5		-	<5	-	<5	<5	-	<5
	>EC12-EC16 Aromatics	mg/kg	0.1	5100	-	<1	-	<1	<1	-	<1
	>EC16-EC21 Aromatics	mg/kg	0.1	3800	-	<1	-	<1	<1	-	<1
	>EC21-EC35 Aromatics	mg/kg	0.1	3800	-	1.9	-	<1	<1	-	3.05
	>EC35-EC44 Aromatics	mg/kg	0.1	3800	-	<1	-	<1	<1	-	<1
	>EC40-EC44 Aromatics	mg/kg	0.1		-	<1	-	<1	<1	-	<1
	>EC12-EC44 Aromatics	mg/kg	0.1		-	-	-	-	-	-	-
	TPH Aliphatics & Aromatics >C5-44	mg/kg	0.1		-	<10	-	<10	<10	-	<10
TPH	>C5-C6	mg/kg	0.02		<0.02	-	-	-	-	<0.02	-

				Location Code	WS03301	WS03302	WS03302	WS03302	WS03302	WS03302	WS03304
				Sample Depth Range	2-2.3	0.05-0.05	0.05-0.05	0.4-0.4	0.7-0.7	1.3-1.5	0.05-0.05
				Sampled Date Time	12/05/2020	30/04/2020	30/04/2020	30/04/2020	30/04/2020	06/05/2020	30/04/2020
				LQM S4UL Public Open Space (POS) Residential - 1% SOM (GAC)							
Chem_Group	**ChemName**	**output unit**	**EQL**								
	>C6-C7	mg/kg	0.02		<0.02	-	-	-	-	<0.02	-
	>C7-C8	mg/kg	0.02		<0.02	-	-	-	-	<0.02	-
	>C8-C10	mg/kg	0.02		<0.02	-	-	-	-	<0.02	-
	>C10-C12	mg/kg	0.02		<0.02	-	-	-	-	<0.02	-
	>C12-C16	mg/kg	35		<35	-	-	-	-	<35	-
	>C16-C21	mg/kg	35		<35	-	-	-	-	<35	-
	>C21-C28	mg/kg	35		<35	-	-	-	-	<35	-
	>C28-C35	mg/kg	35		<35	-	-	-	-	<35	-
	>C35-C40	mg/kg	35		<35	-	-	-	-	<35	-
	GRO >C5-10	mg/kg	0.02		-	<0.02	-	<0.02	<0.02	-	<0.02
	TPH >C6-C40	mg/kg	10		-	-	-	-	-	-	-
	EPH>C5-40	mg/kg	35		-	-	-	-	-	-	-
	EPH >C10-40	mg/kg	35		<35	-	-	-	-	<35	-
	GRO >C5-12	mg/kg	0.1		<0.1	-	-	-	-	<0.1	-
	Total Petroleum Hydrocarbons	mg/kg	35		<35	-	-	-	-	<35	-
BTEX and MTBE	Benzene	mg/kg	0.009	72	<0.009	<0.18	-	<0.009	<0.009	<0.009	<0.009
	Toluene	mg/kg	0.007	56000	<0.007	<0.14	-	<0.007	<0.007	<0.007	<0.007
	Ethylbenzene	mg/kg	0.004	24000	<0.004	<0.08	-	<0.004	<0.004	<0.004	<0.004
	Xylene (m & p)	mg/kg	0.01	41000[#7]	<0.01	<0.2	-	<0.01	<0.01	<0.01	<0.01
	Xylene (o)	mg/kg	0.01	41000	<0.01	<0.2	-	<0.01	<0.01	<0.01	<0.01
	Xylene Total	mg/kg	0.02		-	<0.4	-	<0.02	<0.02	-	<0.02
	MTBE	mg/kg	0.01		<0.01	<0.2	-	<0.01	<0.01	<0.01	<0.01
	Total BTEX	mg/kg	0.04		<0.04	<0.8	-	<0.04	<0.04	<0.04	<0.04
VOC	Styrene	mg/kg	0.01		-	-	-	-	-	-	-
	cis-1,3-dichloropropene	mg/kg	0.01		-	-	-	-	-	-	-
	trans-1,3-dichloropropene	mg/kg	0.01		-	-	-	-	-	-	-
	1,1,1,2-tetrachloroethane	mg/kg	0.01	1400	-	-	-	-	-	-	-
	1,1,1-trichloroethane	mg/kg	0.007	140000	-	-	-	-	-	-	-
	1,1,2,2-tetrachloroethane	mg/kg	0.01	1400	-	-	-	-	-	-	-
	1,1,2-trichloroethane	mg/kg	0.01		-	-	-	-	-	-	-
	1,1-dichloroethane	mg/kg	0.008		-	-	-	-	-	-	-
	1,1-dichloroethene	mg/kg	0.01		-	-	-	-	-	-	-
	1,1-dichloropropene	mg/kg	0.01		-	-	-	-	-	-	-
	1,2,3-trichloropropane	mg/kg	0.016		-	-	-	-	-	-	-
	1,2,4-trimethylbenzene	mg/kg	0.009		-	-	-	-	-	-	-
	1,2-dibromo-3-chloropropane	mg/kg	0.014		-	-	-	-	-	-	-
	1,2-dibromoethane	mg/kg	0.01		-	-	-	-	-	-	-
	1,2-dichloroethane	mg/kg	0.005	29	-	-	-	-	-	-	-
	1,2-dichloropropane	mg/kg	0.01		-	-	-	-	-	-	-
	1,3,5-trimethylbenzene	mg/kg	0.008		-	-	-	-	-	-	-
	1,3-dichloropropane	mg/kg	0.007		-	-	-	-	-	-	-
	2,2-dichloropropane	mg/kg	0.01		-	-	-	-	-	-	-
	2-chlorotoluene	mg/kg	0.009		-	-	-	-	-	-	-
	4-chlorotoluene	mg/kg	0.01		-	-	-	-	-	-	-
	Bromobenzene	mg/kg	0.01		-	-	-	-	-	-	-
	Bromochloromethane	mg/kg	0.01		-	-	-	-	-	-	-
	Bromodichloromethane	mg/kg	0.007		-	-	-	-	-	-	-
	Bromoform	mg/kg	0.01		-	-	-	-	-	-	-
	Bromomethane	mg/kg	0.01		-	-	-	-	-	-	-
	Carbon disulfide	mg/kg	0.007	11000	-	-	-	-	-	-	-
	Carbon tetrachloride	mg/kg	0.01	890	-	-	-	-	-	-	-
	Chlorodibromomethane	mg/kg	0.01		-	-	-	-	-	-	-
	Chloroethane	mg/kg	0.01		-	-	-	-	-	-	-
	Chloroform	mg/kg	0.008	2500	-	-	-	-	-	-	-
	Chloromethane	mg/kg	0.007		-	-	-	-	-	-	-
	cis-1,2-dichloroethene	mg/kg	0.006		-	-	-	-	-	-	-
	Dibromomethane	mg/kg	0.009		-	-	-	-	-	-	-
	Dichlorodifluoromethane	mg/kg	0.006		-	-	-	-	-	-	-
	Dichloromethane	mg/kg	0.01		-	-	-	-	-	-	-
	Isopropylbenzene	mg/kg	0.005		-	-	-	-	-	-	-
	n-butylbenzene	mg/kg	0.011		-	-	-	-	-	-	-
	n-propylbenzene	mg/kg	0.01		-	-	-	-	-	-	-
	p-isopropyltoluene	mg/kg	0.01		-	-	-	-	-	-	-
	sec-butylbenzene	mg/kg	0.01		-	-	-	-	-	-	-
	Trichloroethene	mg/kg	0.009	120	-	-	-	-	-	-	-
	tert-butylbenzene	mg/kg	0.014		-	-	-	-	-	-	-
	Tetrachloroethene	mg/kg	0.005	1400	-	-	-	-	-	-	-
	trans-1,2-dichloroethene	mg/kg	0.01		-	-	-	-	-	-	-
	Trichlorofluoromethane	mg/kg	0.006		-	-	-	-	-	-	-
	Vinyl chloride	mg/kg	0.006	3.5	-	-	-	-	-	-	-
	tert-Amyl methyl ether	mg/kg	0.01		-	-	-	-	-	-	-
VOC/SVOC	1,2,3-trichlorobenzene	mg/kg	0.02	1800	-	-	-	-	-	-	-
	1,2,4-trichlorobenzene	mg/kg	0.02	15000	-	-	-	-	-	-	-
	1,2-dichlorobenzene	mg/kg	0.01	90000	-	-	-	-	-	-	-
	1,3,5-Trichlorobenzene	mg/kg	0.02	1700	-	-	-	-	-	-	-
	1,3-dichlorobenzene	mg/kg	0.008	300	-	-	-	-	-	-	-
	1,4-dichlorobenzene	mg/kg	0.005	17000	-	-	-	-	-	-	-

				Location Code	WS03301	WS03302	WS03302	WS03302	WS03302	WS03302	WS03304
				Sample Depth Range	2-2.3	0.05-0.05	0.05-0.05	0.4-0.4	0.7-0.7	1.3-1.5	0.05-0.05
				Sampled Date Time	12/05/2020	30/04/2020	30/04/2020	30/04/2020	30/04/2020	06/05/2020	30/04/2020
				LQM S4UL Public Open Space (POS) Residential - 1% SOM (GAC)							
Chem_Group	**ChemName**	**output unit**	**EQL**								
	Chlorobenzene	mg/kg	0.005	11000	-	-	-	-	-	-	-
	Hexachlorobutadiene	mg/kg	0.02	25	-	-	-	-	-	-	-
SVOC	4-bromophenyl phenyl ether	mg/kg	0.1		-	-	-	-	-	-	-
	4-nitroaniline	mg/kg	0.1		-	-	-	-	-	-	-
	4-nitrophenol	mg/kg	0.1		-	-	-	-	-	-	-
	2,4,5-trichlorophenol	mg/kg	0.1		-	-	-	-	-	-	<0.01
	2,4,6-trichlorophenol	mg/kg	0.1		-	-	-	-	-	-	-
	2,4-dichlorophenol	mg/kg	0.1		-	-	-	-	-	-	-
	2,4-dimethylphenol	mg/kg	0.1		-	-	-	-	-	-	-
	2,4-dinitrotoluene	mg/kg	0.1		-	<5	-	-	-	-	-
	2,6-dinitrotoluene	mg/kg	0.1		-	<5	-	-	-	-	-
	2-chloronaphthalene	mg/kg	0.1		-	-	-	-	-	-	-
	2-chlorophenol	mg/kg	0.1		-	-	-	-	-	-	-
	2-methylnaphthalene	mg/kg	0.1		-	-	-	-	-	-	-
	2-methylphenol	mg/kg	0.1		-	-	-	-	-	-	-
	2-nitroaniline	mg/kg	0.1		-	-	-	-	-	-	-
	2-nitrophenol	mg/kg	0.1		-	-	-	-	-	-	-
	3-nitroaniline	mg/kg	0.1		-	-	-	-	-	-	-
	4-chloro-3-methylphenol	mg/kg	0.1		-	-	-	-	-	-	-
	4-chloroaniline	mg/kg	0.1		-	-	-	-	-	-	-
	4-chlorophenyl phenyl ether	mg/kg	0.1		-	-	-	-	-	-	-
	4-methylphenol	mg/kg	0.1		-	-	-	-	-	-	-
	Azobenzene	mg/kg	0.1		-	-	-	-	-	-	-
	Bis(2-chloroethoxy) methane	mg/kg	0.1		-	-	-	-	-	-	-
	Bis(2-chloroethyl)ether	mg/kg	0.1		-	-	-	-	-	-	-
	Bis(2-chloroisopropyl) ether	mg/kg	0.1		-	-	-	-	-	-	-
	Bis(2-ethylhexyl) phthalate	mg/kg	0.1		-	-	-	-	-	-	-
	Butyl benzyl phthalate	mg/kg	0.1		-	-	-	-	-	-	-
	Carbazole	mg/kg	0.1		-	-	-	-	-	-	-
	Dibenzofuran	mg/kg	0.1		-	-	-	-	-	-	-
	Diethylphthalate	mg/kg	0.1		-	-	-	-	-	-	-
	Dimethyl phthalate	mg/kg	0.1		-	-	-	-	-	-	-
	Di-n-butyl phthalate	mg/kg	0.1		-	-	-	-	-	-	-
	Di-n-octyl phthalate	mg/kg	0.1		-	-	-	-	-	-	-
	Hexachlorobenzene	mg/kg	0.05	16	-	-	-	-	-	-	<0.05
	Hexachlorocyclopentadiene	mg/kg	0.1		-	-	-	-	-	-	-
	Hexachloroethane	mg/kg	0.1		-	-	-	-	-	-	-
	Isophorone	mg/kg	0.1		-	-	-	-	-	-	-
	Nitrobenzene	mg/kg	0.1		-	-	-	-	-	-	-
	N-nitrosodi-n-propylamine	mg/kg	0.1		-	-	-	-	-	-	-
	Pentachloronitrobenzene	mg/kg	0.05		-	-	-	-	-	-	-
	Pentachlorophenol	mg/kg	0.1	60	-	-	-	-	-	-	-
PCB	Heptachlorobiphenyl, 2,3,3,4,4,5,5- (PCB 189)	mg/kg	0.003		-	<0.003	-	-	-	-	<0.003
	Hexachlorobiphenyl, 2,3,3,4,4,5- (PCB 156)	mg/kg	0.003		-	<0.003	-	-	-	-	<0.003
	Hexachlorobiphenyl, 2,3,3,4,4,5- (PCB 157)	mg/kg	0.003		-	<0.003	-	-	-	-	<0.003
	Hexachlorobiphenyl, 2,3,4,4,5,5- (PCB 167)	mg/kg	0.003		-	<0.003	-	-	-	-	<0.003
	Hexachlorobiphenyl, 3,3,4,4,5,5- (PCB 169)	mg/kg	0.003		-	<0.003	-	-	-	-	<0.003
	PCB 101	mg/kg	0.003		-	<0.003	-	-	-	-	<0.003
	PCB 118	mg/kg	0.003		-	<0.003	-	-	-	-	<0.003
	PCB 138	mg/kg	0.003		-	<0.003	-	-	-	-	<0.003
	PCB 153	mg/kg	0.003		-	<0.003	-	-	-	-	<0.003
	PCB 180	mg/kg	0.003		-	<0.003	-	-	-	-	<0.003
	PCB 28	mg/kg	0.003		-	<0.003	-	-	-	-	<0.003
	PCB 52	mg/kg	0.003		-	<0.003	-	-	-	-	<0.003
	Pentachlorobiphenyl, 2,3,3,4,4- (PCB 105)	mg/kg	0.003		-	<0.003	-	-	-	-	<0.003
	Pentachlorobiphenyl, 2,3,4,4,5- (PCB 114)	mg/kg	0.003		-	<0.003	-	-	-	-	<0.003
	Pentachlorobiphenyl, 2,3,4,4,5- (PCB 123)	mg/kg	0.003		-	<0.003	-	-	-	-	<0.003
	Pentachlorobiphenyl, 3,3,4,4,5- (PCB 126)	mg/kg	0.003		-	<0.003	-	-	-	-	<0.003
	Tetrachlorobiphenyl, 3,3,4,4- (PCB 77)	mg/kg	0.003		-	<0.003	-	-	-	-	<0.003
	Tetrachlorobiphenyl, 3,4,4,5- (PCB 81)	mg/kg	0.003		-	<0.003	-	-	-	-	<0.003
	Total PCB 7 Congeners	mg/kg	0.021		-	<0.021	-	-	-	-	<0.021
	Total PCB WHO 12	mg/kg	0.036		-	<0.036	-	-	-	-	<0.036
Phenolics	Xylenols	mg/kg	0.015		<0.015	<0.015	-	<0.015	<0.015	<0.015	<0.015
	Cresol Total	mg/kg	0.01		<0.01	<0.01	-	<0.01	<0.01	<0.01	<0.01
	Phenol	mg/kg	0.01	(dir)760[#8]	<0.01	<0.01	-	<0.01	<0.01	<0.01	<0.01
	Phenols Monohydric	mg/kg	0.035		<0.035	<0.035	-	<0.035	<0.035	<0.035	<0.035
Organotins	Dibutyltin	mg/kg			-	-	-	-	-	-	-
	Monophenyltin	mg/kg			-	<0.02	-	-	-	-	<0.02
	Diphenyltin	mg/kg			-	-	-	-	-	-	-
	Monobutyltin	mg/kg			-	-	-	-	-	-	-
	Tetrabutyltin	mg/kg			-	-	-	-	-	-	-
	Tributyltin	mg/kg			-	<0.02	-	-	-	-	<0.02
	Triphenyltin	mg/kg			-	-	-	-	-	-	-
Pesticides	Heptachlor epoxide	mg/kg	0.05		-	-	-	-	-	-	<0.05
	Tecnazene	mg/kg	0.05		-	-	-	-	-	-	-
	2,4,5-TP (Silvex)	mg/kg			-	-	-	-	-	-	<0.01
	Hedonal	mg/kg			-	-	-	-	-	-	<0.01

				Location_Code	WS03301	WS03302	WS03302	WS03302	WS03302	WS03302	WS03304
				Sample_Depth_Range	2-2.3	0.05-0.05	0.05-0.05	0.4-0.4	0.7-0.7	1.3-1.5	0.05-0.05
				Sampled_Date_Time	12/05/2020	30/04/2020	30/04/2020	30/04/2020	30/04/2020	06/05/2020	30/04/2020
				LQM S4UL Public Open Space (POS) Residential - 1% SOM (GAC)							
Chem_Group	ChemName	output unit	EQL								
	2,4-DDT	mg/kg	0.05		-	-	-	-	-	-	<0.05
	2,4-Dichlorprop	mg/kg			-	-	-	-	-	-	<0.01
	4-(2,4-Dichlorophenoxy)butyric Acid (2,4-DB)	mg/kg			-	-	-	-	-	-	<0.01
	4,4-DDE	mg/kg	0.05		-	-	-	-	-	-	<0.05
	a-BHC	mg/kg	0.05	24	-	-	-	-	-	-	<0.05
	Aldrin	mg/kg	0.05	18	-	-	-	-	-	-	<0.05
	Atrazine	mg/kg	0.05	1200	-	-	-	-	-	-	<0.05
	Azinophos methyl	mg/kg	0.05		-	-	-	-	-	-	<0.05
	b-BHC	mg/kg	0.05	8.1	-	-	-	-	-	-	<0.05
	Bentazone	mg/kg			-	-	-	-	-	-	<0.01
	Chlordane (cis)	mg/kg	0.05		-	-	-	-	-	-	<0.05
	Chlordane (trans)	mg/kg	0.05		-	-	-	-	-	-	<0.05
	Chlorfenvinphos	mg/kg	0.05		-	-	-	-	-	-	<0.05
	Chlorotoluron	mg/kg			-	-	-	-	-	-	<0.01
	Chlorpyrifos-methyl	mg/kg	0.05		-	-	-	-	-	-	<0.05
	Cyanazine	mg/kg			-	-	-	-	-	-	<0.01
	d-BHC	mg/kg	0.05		-	-	-	-	-	-	<0.05
	DDD	mg/kg	0.05		-	-	-	-	-	-	<0.05
	DDT	mg/kg	0.05		-	-	-	-	-	-	<0.1
	Chlorothalonil	mg/kg	0.05		-	-	-	-	-	-	-
	Diazinon	mg/kg	0.05		-	-	-	-	-	-	<0.05
	Dichlorvos	mg/kg	0.05	16	-	-	-	-	-	-	<0.05
	Dieldrin	mg/kg	0.05	18	-	-	-	-	-	-	<0.05
	Dimethoate	mg/kg	0.05		-	-	-	-	-	-	<0.05
	Disulfoton	mg/kg	0.05		-	-	-	-	-	-	-
	Diuron	mg/kg			-	-	-	-	-	-	<0.01
	Endosulfan I	mg/kg	0.05	1200	-	-	-	-	-	-	<0.05
	Endosulfan II	mg/kg	0.05		-	-	-	-	-	-	<0.05
	Endosulfan sulphate	mg/kg	0.05		-	-	-	-	-	-	-
	Endrin	mg/kg	0.05		-	-	-	-	-	-	<0.05
	Fenitrothion	mg/kg	0.05		-	-	-	-	-	-	<0.05
	Fenthion	mg/kg	0.05		-	-	-	-	-	-	<0.05
	Fluroxypyr	mg/kg			-	-	-	-	-	-	<0.01
	g-BHC (Lindane)	mg/kg	0.05	8.2	-	-	-	-	-	-	<0.05
	Heptachlor	mg/kg	0.05		-	-	-	-	-	-	<0.05
	Isodrin	mg/kg	0.05		-	-	-	-	-	-	<0.05
	Isoproturon	mg/kg			-	-	-	-	-	-	<0.01
	Linuron	mg/kg			-	-	-	-	-	-	<0.01
	Malathion	mg/kg	0.05		-	-	-	-	-	-	<0.05
	2-Methyl-4-chlorophenoxyacetic acid	mg/kg			-	-	-	-	-	-	<0.01
	2-Methyl-4-Chlorophenoxy Butanoic Acid	mg/kg			-	-	-	-	-	-	<0.01
	Mecoprop	mg/kg			-	-	-	-	-	-	<0.01
	Methoxychlor	mg/kg	0.05		-	-	-	-	-	-	<0.05
	Methyl parathion	mg/kg	0.05		-	-	-	-	-	-	<0.05
	Mevinphos (Phosdrin)	mg/kg	0.05		-	-	-	-	-	-	<0.05
	Nitroguanidine	mg/kg			-	<5	-	-	-	-	-
	o,p-DDD	mg/kg	0.05		-	-	-	-	-	-	<0.05
	o,p'-DDE	mg/kg	0.05		-	-	-	-	-	-	<0.05
	o,p-Methoxychlor	mg/kg	0.05		-	-	-	-	-	-	-
	Parathion	mg/kg	0.05		-	-	-	-	-	-	<0.05
	Pendimethalin	mg/kg	0.05		-	-	-	-	-	-	<0.05
	Permethrin	mg/kg	0.05		-	-	-	-	-	-	-

				Location Code	WS03301	WS03302	WS03302	WS03302	WS03302	WS03302	WS03304
				Sample Depth Range	2-2.3	0.05-0.05	0.05-0.05	0.4-0.4	0.7-0.7	1.3-1.5	0.05-0.05
				Sampled Date Time	12/05/2020	30/04/2020	30/04/2020	30/04/2020	30/04/2020	06/05/2020	30/04/2020
				LQM S4UL Public Open Space (POS) Residential - 1% SOM (GAC)							
Chem Group	**ChemName**	**output unit**	**EQL**								
	Permethrin II	mg/kg	0.05		-	-	-	-	-	-	-
	Phorate	mg/kg	0.05		-	-	-	-	-	-	<0.05
	Prometryn	mg/kg	0.05		-	-	-	-	-	-	<0.05
	Pronamide	mg/kg	0.05		-	-	-	-	-	-	<0.05
	Propazine	mg/kg	0.05		-	-	-	-	-	-	<0.05
	Simazine	mg/kg	0.05		-	-	-	-	-	-	<0.05
	Terbutryn	mg/kg	0.05		-	-	-	-	-	-	<0.05
	Terbutylazine	mg/kg	0.05		-	-	-	-	-	-	<0.05
	Triadimefon	mg/kg	0.05		-	-	-	-	-	-	<0.05
	Triallate	mg/kg	0.05		-	-	-	-	-	-	-
	Tricloovr	mg/kg			-	-	-	-	-	-	<0.01
	Trifluralin	mg/kg	0.05		-	-	-	-	-	-	<0.05
	Telodrin	mg/kg	0.05		-	-	-	-	-	-	-
Radionuclides	Caesium-137	Bq/kg	1.4		-	-	<2.1	-	-	-	-
	Protactinium-234m	Bq/kg	140		-	-	<230	-	-	-	-
	Americium-241	Bq/g	0.0022		-	-	<0.0025	-	-	-	-
	Beryllium-7	Bq/g	0.016		-	-	<0.021	-	-	-	-
	Cobalt-60	Bq/g	0.0015		-	-	<0.0024	-	-	-	-
	Gross alpha	Bq/kg	54		-	-	246	-	-	-	-
	Gross beta	Bq/kg	87		-	-	450	-	-	-	-
	Lead-210	Bq/kg	22		-	-	<25	-	-	-	-
	Potassium-40	Bq/kg	2		-	-	329	-	-	-	-
	Radium -224	Bq/g	0.022		-	-	<0.026	-	-	-	-
	Radium-226	Bq/g	0.0005		-	-	<0.028 - 0.0151	-	-	-	-
	Thorium-228	Bq/g	0.0005		-	-	0.0232	-	-	-	-
	Thorium-230	Bq/g	0.0005		-	-	0.0078	-	-	-	-
	Thorium-232	Bq/g	0.0005		-	-	0.0221	-	-	-	-
	Thorium-234	Bq/g	0.025		-	-	<0.029	-	-	-	-
	Uranium-234	Bq/g	0.0005		-	-	0.0151	-	-	-	-
	Uranium-235	Bq/g	0.0005		-	-	<0.0013	-	-	-	-
SVOC TIC	SVOC TICS - Detect	Detect			-	-	-	-	-	-	-
	SVOC Tentatively Identified Compounds	mg/kg	0.1		-	-	-	-	-	-	-
VOC TIC	VOC Tentatively Identified Compounds	mg/kg	0.05		-	-	-	-	-	-	-
Explosives	2,2,4,4,6,6-Hexanitrostilbene	mg/kg			-	<5	-	-	-	-	-
	2,4,6-Trinitrotoluene (TNT)	mg/kg		130	-	<5	-	-	-	-	-
	2,4,6-trinitrophenyl	mg/kg			-	<5	-	-	-	-	-
	HMX	mg/kg		13000	-	<5	-	-	-	-	-
	Ethylene glycol dinitrate	mg/kg			-	<5	-	-	-	-	-
	Nitrocellulose (12% N)	mg/kg			-	<5000	-	-	-	-	-
	Nitroglycerine	mg/kg			-	<5	-	-	-	-	-
	PETN	mg/kg			-	<5	-	-	-	-	-
	RDX	mg/kg		26000	-	<5	-	-	-	-	-
	Tetryl	mg/kg			-	<5	-	-	-	-	-
NA	Actinium-228	Bq/kg	2		-	-	26.6	-	-	-	-
	Caesium-134	Bq/kg	1.7		-	-	<2.3	-	-	-	-
	Bismuth-212	Bq/kg	19		-	-	<27	-	-	-	-
	Bismuth-214	Bq/kg	2		-	-	18.7	-	-	-	-
	Lead-212	Bq/kg	2		-	-	25.3	-	-	-	-
	Lead-214	Bq/kg	2		-	-	21.4	-	-	-	-
	Thallium-208	Bq/kg	2		-	-	7.8	-	-	-	-
Other	Temperature	°C			21.5	16.8	-	18	19.2	20.7	17.4 - 17.8
	Conductivity @ 20oC	uS/cm	14		168 - 169	251 - 254	-	103 - 105	64.2 - 66.8	59.5 - 62.5	88.9 - 250
	Organic Matter	%	0.35		-	-	-	-	-	-	-
	Moisture Content (dried @35oC)	%			14	9.5	-	12	17	20	13
	pH (Lab)	pH Units	1		7.96 - 8.96	8.18 - 8.46	-	8.2 - 8.97	7.39 - 9.19	7.74 - 8.78	8.15 - 8.62
	Total Organic Carbon	%	0.2		<0.2	1.54	-	<0.2	<0.2	<0.2	1.11

Environmental Standards Comments
#1:GAC is only presented as speciated chromium. 7.7mg/kg is used for hexavalent. If hexavalent chromium (CrVI) data is available, a value of 1,500mg/kg may be appropriate for the remaining trivalent chromium (CrIII).
#2:C4SL for lead adopted
#3:GAC only presented as speciated mercury. 16mg/kg is used for elemental mercury. If the CSM indicates that elemental mercury is not a CoC and mercury is present in an inorganic form, a value of 120mg/kg for inorganic mercury may be appropriate
#4:Updated S4UL for nickel
#5:S4UL exceeds solubility saturation limit
#6:Criteria derived for Ali>C16-C35 split between Ali>C16-21 & Ali>C21-35. Requires summation of fractions to use Ali>C16-C35 criteria.
#7:Criteria presented is for p-xylene. A separate value is presented for o-xylene.
#8:S4UL based on a threshold protective of direct skin contact with phenol

Key

<0.6	Result MDL exceeds GAC
27.8	Result exceeds GAC

Notes
Where a range is given a determinand has been analysed for by more than one method

				Location Code	WS03304	WS03304	WS03304	WS03305	WS03305	WS03305	WS04005
				Sample Depth Range	0.4-0.4	1-1	1.3-1.5	0.05-0.05	1-1	1.6-1.8	0.05-0.15
				Sampled Date Time	30/04/2020	30/04/2020	11/05/2020	01/05/2020	01/05/2020	12/05/2020	07/10/2019
				LQM S4UL Public Open Space (POS) Residential - 1% SOM (GAC)							
Chem Group	**ChemName**	**output unit**	**EQL**								
Metals	Antimony	mg/kg	0.6		<0.6	<0.6	-	<0.6	-	-	-
	Arsenic	mg/kg	0.6	79	<0.6	<0.6	<0.6	11.2	2.69	<0.6	17.1
	Barium	mg/kg	0.6		-	-	-	-	-	-	-
	Beryllium	mg/kg	0.01	2.2	-	-	-	-	-	-	-
	Boron	mg/kg	1	21000	<1	<1	<1	1.37	<1	<1	2.56
	Cadmium	mg/kg	0.02	120	0.335	0.312	0.395	0.539	0.605	0.361	<0.02
	Chromium (hexavalent)	mg/kg	0.6	7.7	<0.6	<0.6	<0.6	<0.6	<0.6	<0.6	<0.6
	Chromium	mg/kg	0.9	[#1]	2.02	1.8	0.903	34.4	11	1.33	30.1
	Copper	mg/kg	1.4	12000	<1.4	<1.4	<1.4	17.5	5.34	1.52	16.5
	Lead	mg/kg	0.7	630[#2]	<0.7	<0.7	<0.7	35.2	1.99	<0.7	28.4
	Mercury	mg/kg	0.14	[#3]	<0.14	<0.14	<0.14	<0.14	<0.14	<0.14	<0.14
	Molybdenum	mg/kg	0.1		<0.1	<0.1	-	0.297	-	-	-
	Nickel	mg/kg	0.2	230[#4]	2.59	2.53	1.17	37.6	24	5.93	24.7
	Selenium	mg/kg	1	1100	<1	<1	<1	<1	<1	<1	<1
	Vanadium	mg/kg	0.2	2000	4.19	4.03	-	49.7	-	-	-
	Zinc	mg/kg	1.9	81000	11.6	10.8	11.7	88.3	53.1	30.2	91.3
Asbestos	Anthophyllite	Detect			0	0	0	0	0	0	0
	Asbestos Analysts Comments	-			-	-	-	-	-	-	-
	Asbestos PCOM Quantification	%	0.001		-	-	-	-	-	-	-
	Asbestos Quantification Total	%	0.001		-	-	-	-	-	-	-
	Asbestos: Actinolite	Detect			0	0	0	0	0	0	0
	Additional Asbestos Components (Using TM048)	Comment			-	-	-	-	-	-	-
	Crocidolite Asbestos	Detect			0	0	0	0	0	0	0
	Asbestos Gravimetric Quantification	%	0.001		-	-	-	-	-	-	-
	Chrysotile Asbestos	Detect			0	0	0	0	0	0	0
	Amosite Asbestos	Detect			0	0	0	0	0	0	0
	Non-Asbestos Fibre	Detect			0	0	0	0	0	0	0
	Tremolite	Detect			0	0	0	0	0	0	0
Inorganics	Alkalinity (total) as CaCO3	mg/kg	10		-	-	-	-	-	-	-
	Ammoniacal Nitrogen as N	mg/kg	12		<12	<12	-	<12	-	-	<12
	Cyanide (Free)	mg/kg	1		<1	<1	<1	<1	<1	<1	<1
	Cyanide Total	mg/kg	1		<1	<1	<1	<1	<1	<1	<1
	cyanides-complex	mg/kg	1		<1	<1	<1	<1	<1	<1	<1
	Nitrite (as N)	mg/kg	0.03		-	-	-	-	-	-	-
	Sulphate	mg/kg	200		-	-	-	-	-	-	-
PAH	Naphthalene	mg/kg	0.009	4900	<0.009	<0.009	<0.009	<0.009	<0.009	<0.009	0.0107
	Acenaphthene	mg/kg	0.008	15000	<0.008	<0.008	<0.008	<0.008	<0.008	<0.008	<0.008
	Acenaphthylene	mg/kg	0.012	15000	<0.012	<0.012	<0.012	<0.012	<0.012	<0.012	<0.012
	Fluoranthene	mg/kg	0.017	3100	<0.017	<0.017	<0.017	0.0902	<0.017	<0.017	0.208
	Anthracene	mg/kg	0.016	74000	<0.016	<0.016	<0.016	<0.016	<0.016	<0.016	<0.016
	Phenanthrene	mg/kg	0.015	3100	<0.015	<0.015	<0.015	0.0312	<0.015	<0.015	0.0855
	Fluorene	mg/kg	0.01	9900	<0.01	<0.01	<0.01	<0.01	<0.01	<0.01	<0.01
	Chrysene	mg/kg	0.01	57	<0.01	<0.01	<0.01	0.0565	<0.01	<0.01	0.0805
	Pyrene	mg/kg	0.015	7400	<0.015	<0.015	<0.015	0.0787	<0.015	<0.015	0.175
	Benzo(a)anthracene	mg/kg	0.014	29	<0.014	<0.014	<0.014	0.0573	<0.014	<0.014	0.0736
	Benzo(b)fluoranthene	mg/kg	0.015	7.1	<0.015	<0.015	<0.015	0.0835	<0.015	<0.015	0.103
	Benzo(k)fluoranthene	mg/kg	0.014	190	<0.014	<0.014	<0.014	0.0282	<0.014	<0.014	0.038
	Benzo(a)pyrene	mg/kg	0.015	5.7	<0.015	<0.015	<0.015	0.0644	<0.015	<0.015	0.0711
	Dibenz(a,h)anthracene	mg/kg	0.023	0.57	<0.023	<0.023	<0.023	<0.023	<0.023	<0.023	<0.023
	Benzo(g,h,i)perylene	mg/kg	0.024	640	<0.024	<0.024	<0.024	0.0511	<0.024	<0.024	0.063
	Indeno(1,2,3-c,d)pyrene	mg/kg	0.018	82	<0.018	<0.018	<0.018	0.0539	<0.018	<0.018	0.0648
	PAH 16 Total	mg/kg	0.118		<0.118	<0.118	<0.118	0.595	<0.118	<0.118	0.974
TPH CWG	>C5-C6 Aliphatics	mg/kg	0.01	(sol)570000[#5]	<0.01	<0.01	-	<0.01	-	-	-
	>C6-C8 Aliphatics	mg/kg	0.01	600000	<0.01	<0.01	-	<0.01	-	-	-
	>C10-C44 Aliphatics	mg/kg	5		<5	<5	-	<5	-	-	-
	>C10-C44 Aliphatics/Aromatics	mg/kg	10		<10	<10	-	<10	-	-	-
	>C8-C10 Aliphatics	mg/kg	0.01	13000	<0.01	<0.01	-	<0.01	-	-	-
	>C10-C12 Aliphatics	mg/kg	0.01	13000	<1	<1	-	<1	-	-	-
	>C12-C16 Aliphatics	mg/kg	0.1	13000	<1	<1	-	<1	-	-	-
	>C16-C21 Aliphatics	mg/kg	0.1	125000[#6]	<1	<1	-	<1	-	-	-
	>C21-C35 Aliphatics	mg/kg	0.1	125000[#6]	<1	<1	-	3.66	-	-	-
	>C35-C44 Aliphatics	mg/kg	0.1	250000	<1	<1	-	<1	-	-	-
	>C5-C10 Aliphatics	mg/kg	0.05		<0.05	<0.05	-	<0.05	-	-	-
	Total Aliphatics >C12-C44	mg/kg	0.1		-	-	-	-	-	-	-
	>EC5-EC10 Aromatics	mg/kg	0.05		<0.05	<0.05	-	<0.05	-	-	-
	>EC6-EC7 Aromatics	mg/kg	0.01		<0.01	<0.01	-	<0.01	-	-	-
	>EC7-EC8 Aromatics	mg/kg	0.01	56000	<0.01	<0.01	-	<0.01	-	-	-
	>EC8-EC10 Aromatics	mg/kg	0.01	5000	<0.01	<0.01	-	<0.01	-	-	-
	>EC10-EC12 Aromatics	mg/kg	0.01	5000	<1	<1	-	<1	-	-	-
	>EC10-EC44 Aromatics	mg/kg	5		<5	<5	-	5.54	-	-	-
	>EC12-EC16 Aromatics	mg/kg	0.1	5100	<1	<1	-	<1	-	-	-
	>EC16-EC21 Aromatics	mg/kg	0.1	3800	<1	<1	-	<1	-	-	-
	>EC21-EC35 Aromatics	mg/kg	0.1	3800	<1	<1	-	4	-	-	-
	>EC35-EC44 Aromatics	mg/kg	0.1	3800	<1	<1	-	<1	-	-	-
	>EC40-EC44 Aromatics	mg/kg	0.1		<1	<1	-	<1	-	-	-
	>EC12-EC44 Aromatics	mg/kg	0.1		-	-	-	-	-	-	-
	TPH Aliphatics & Aromatics >C5-44	mg/kg	0.1		<10	<10	-	<10	-	-	-
TPH	>C5-C6	mg/kg	0.02		-	-	<0.02	-	<0.02	<0.02	<0.02

				Location Code	WS03304	WS03304	WS03304	WS03305	WS03305	WS03305	WS04005
				Sample Depth Range	0.4-0.4	1-1	1.3-1.5	0.05-0.05	1-1	1.6-1.8	0.05-0.15
				Sampled Date Time	30/04/2020	30/04/2020	11/05/2020	01/05/2020	01/05/2020	12/05/2020	07/10/2019
				LQM S4UL Public Open Space (POS) Residential - 1% SOM (GAC)							
Chem_Group	ChemName	output unit	EQL								
	>C6-C7	mg/kg	0.02		-	-	<0.02	-	<0.02	<0.02	<0.02
	>C7-C8	mg/kg	0.02		-	-	<0.02	-	<0.02	<0.02	<0.02
	>C8-C10	mg/kg	0.02		-	-	<0.02	-	<0.02	<0.02	<0.02
	>C10-C12	mg/kg	0.02		-	-	<0.02	-	<0.02	<0.02	<0.02
	>C12-C16	mg/kg	35		-	-	<35	-	<35	<35	<35
	>C16-C21	mg/kg	35		-	-	<35	-	<35	<35	<35
	>C21-C28	mg/kg	35		-	-	<35	-	<35	<35	<35
	>C28-C35	mg/kg	35		-	-	<35	-	<35	<35	45
	>C35-C40	mg/kg	35		-	-	<35	-	<35	<35	<35
	GRO >C5-10	mg/kg	0.02		<0.02	<0.02	-	<0.02	-	-	-
	TPH >C6-C40	mg/kg	10		-	-	-	-	-	-	-
	EPH>C5-40	mg/kg	35		-	-	-	-	-	-	82
	EPH >C10-40	mg/kg	35		-	-	<35	-	<35	<35	82
	GRO >C5-12	mg/kg	0.1		-	-	<0.1	-	<0.1	<0.1	<0.1
	Total Petroleum Hydrocarbons	mg/kg	35		-	-	<35	-	<35	<35	-
BTEX and MTBE	Benzene	mg/kg	0.009	72	<0.009	<0.009	<0.009	<0.009	<0.009	<0.009	<0.18
	Toluene	mg/kg	0.007	56000	<0.007	<0.007	<0.007	<0.007	<0.007	<0.007	<0.14
	Ethylbenzene	mg/kg	0.004	24000	<0.004	<0.004	<0.004	<0.004	<0.004	<0.004	<0.08
	Xylene (m & p)	mg/kg	0.01	41000[#7]	<0.01	<0.01	<0.01	<0.01	<0.01	<0.01	<0.2
	Xylene (o)	mg/kg	0.01	41000	<0.01	<0.01	<0.01	<0.01	<0.01	<0.01	<0.2
	Xylene Total	mg/kg	0.02		<0.02	<0.02	-	<0.02	-	-	-
	MTBE	mg/kg	0.01		<0.01	<0.01	<0.01	<0.01	<0.01	<0.01	<0.2
	Total BTEX	mg/kg	0.04		<0.04	<0.04	<0.04	<0.04	<0.04	<0.04	<0.8
VOC	Styrene	mg/kg	0.01		-	-	-	-	-	-	-
	cis-1,3-dichloropropene	mg/kg	0.01		-	-	-	-	-	-	-
	trans-1,3-dichloropropene	mg/kg	0.01		-	-	-	-	-	-	-
	1,1,1,2-tetrachloroethane	mg/kg	0.01	1400	-	-	-	-	-	-	-
	1,1,1-trichloroethane	mg/kg	0.007	140000	-	-	-	-	-	-	-
	1,1,2,2-tetrachloroethane	mg/kg	0.01	1400	-	-	-	-	-	-	-
	1,1,2-trichloroethane	mg/kg	0.01		-	-	-	-	-	-	-
	1,1-dichloroethane	mg/kg	0.008		-	-	-	-	-	-	-
	1,1-dichloroethene	mg/kg	0.01		-	-	-	-	-	-	-
	1,1-dichloropropene	mg/kg	0.01		-	-	-	-	-	-	-
	1,2,3-trichloropropane	mg/kg	0.016		-	-	-	-	-	-	-
	1,2,4-trimethylbenzene	mg/kg	0.009		-	-	-	-	-	-	-
	1,2-dibromo-3-chloropropane	mg/kg	0.014		-	-	-	-	-	-	-
	1,2-dibromoethane	mg/kg	0.01		-	-	-	-	-	-	-
	1,2-dichloroethane	mg/kg	0.005	29	-	-	-	-	-	-	-
	1,2-dichloropropane	mg/kg	0.01		-	-	-	-	-	-	-
	1,3,5-trimethylbenzene	mg/kg	0.008		-	-	-	-	-	-	-
	1,3-dichloropropane	mg/kg	0.007		-	-	-	-	-	-	-
	2,2-dichloropropane	mg/kg	0.01		-	-	-	-	-	-	-
	2-chlorotoluene	mg/kg	0.009		-	-	-	-	-	-	-
	4-chlorotoluene	mg/kg	0.01		-	-	-	-	-	-	-
	Bromobenzene	mg/kg	0.01		-	-	-	-	-	-	-
	Bromochloromethane	mg/kg	0.01		-	-	-	-	-	-	-
	Bromodichloromethane	mg/kg	0.007		-	-	-	-	-	-	-
	Bromoform	mg/kg	0.01		-	-	-	-	-	-	-
	Bromomethane	mg/kg	0.01		-	-	-	-	-	-	-
	Carbon disulfide	mg/kg	0.007	11000	-	-	-	-	-	-	-
	Carbon tetrachloride	mg/kg	0.01	890	-	-	-	-	-	-	-
	Chlorodibromomethane	mg/kg	0.01		-	-	-	-	-	-	-
	Chloroethane	mg/kg	0.01		-	-	-	-	-	-	-
	Chloroform	mg/kg	0.008	2500	-	-	-	-	-	-	-
	Chloromethane	mg/kg	0.007		-	-	-	-	-	-	-
	cis-1,2-dichloroethene	mg/kg	0.006		-	-	-	-	-	-	-
	Dibromomethane	mg/kg	0.009		-	-	-	-	-	-	-
	Dichlorodifluoromethane	mg/kg	0.006		-	-	-	-	-	-	-
	Dichloromethane	mg/kg	0.01		-	-	-	-	-	-	-
	Isopropylbenzene	mg/kg	0.005		-	-	-	-	-	-	-
	n-butylbenzene	mg/kg	0.011		-	-	-	-	-	-	-
	n-propylbenzene	mg/kg	0.01		-	-	-	-	-	-	-
	p-isopropyltoluene	mg/kg	0.01		-	-	-	-	-	-	-
	sec-butylbenzene	mg/kg	0.01		-	-	-	-	-	-	-
	Trichloroethene	mg/kg	0.009	120	-	-	-	-	-	-	-
	tert-butylbenzene	mg/kg	0.014		-	-	-	-	-	-	-
	Tetrachloroethene	mg/kg	0.005	1400	-	-	-	-	-	-	-
	trans-1,2-dichloroethene	mg/kg	0.01		-	-	-	-	-	-	-
	Trichlorofluoromethane	mg/kg	0.006		-	-	-	-	-	-	-
	Vinyl chloride	mg/kg	0.006	3.5	-	-	-	-	-	-	-
	tert-Amyl methyl ether	mg/kg	0.01		-	-	-	-	-	-	-
VOC/SVOC	1,2,3-trichlorobenzene	mg/kg	0.02	1800	-	-	-	-	-	-	-
	1,2,4-trichlorobenzene	mg/kg	0.02	15000	-	-	-	-	-	-	-
	1,2-dichlorobenzene	mg/kg	0.01	90000	-	-	-	-	-	-	-
	1,3,5-Trichlorobenzene	mg/kg	0.02	1700	-	-	-	-	-	-	-
	1,3-dichlorobenzene	mg/kg	0.008	300	-	-	-	-	-	-	-
	1,4-dichlorobenzene	mg/kg	0.005	17000	-	-	-	-	-	-	-

				Location Code	WS03304	WS03304	WS03304	WS03305	WS03305	WS03305	WS04005
				Sample Depth Range	0.4-0.4	1-1	1.3-1.5	0.05-0.05	1-1	1.6-1.8	0.05-0.15
				Sampled Date Time	30/04/2020	30/04/2020	11/05/2020	01/05/2020	01/05/2020	12/05/2020	07/10/2019
				LQM S4UL Public Open Space (POS) Residential - 1% SOM (GAC)							
Chem_Group	ChemName	output unit	EQL								
	Chlorobenzene	mg/kg	0.005	11000	-	-	-	-	-	-	-
	Hexachlorobutadiene	mg/kg	0.02	25	-	-	-	-	-	-	-
SVOC	4-bromophenyl phenyl ether	mg/kg	0.1		-	-	-	-	-	-	-
	4-nitroaniline	mg/kg	0.1		-	-	-	-	-	-	-
	4-nitrophenol	mg/kg	0.1		-	-	-	-	-	-	-
	2,4,5-trichlorophenol	mg/kg	0.1		-	-	-	-	-	-	-
	2,4,6-trichlorophenol	mg/kg	0.1		-	-	-	-	-	-	-
	2,4-dichlorophenol	mg/kg	0.1		-	-	-	-	-	-	-
	2,4-dimethylphenol	mg/kg	0.1		-	-	-	-	-	-	-
	2,4-dinitrotoluene	mg/kg	0.1		-	-	-	-	-	-	-
	2,6-dinitrotoluene	mg/kg	0.1		-	-	-	-	-	-	-
	2-chloronaphthalene	mg/kg	0.1		-	-	-	-	-	-	-
	2-chlorophenol	mg/kg	0.1		-	-	-	-	-	-	-
	2-methylnaphthalene	mg/kg	0.1		-	-	-	-	-	-	-
	2-methylphenol	mg/kg	0.1		-	-	-	-	-	-	-
	2-nitroaniline	mg/kg	0.1		-	-	-	-	-	-	-
	2-nitrophenol	mg/kg	0.1		-	-	-	-	-	-	-
	3-nitroaniline	mg/kg	0.1		-	-	-	-	-	-	-
	4-chloro-3-methylphenol	mg/kg	0.1		-	-	-	-	-	-	-
	4-chloroaniline	mg/kg	0.1		-	-	-	-	-	-	-
	4-chlorophenyl phenyl ether	mg/kg	0.1		-	-	-	-	-	-	-
	4-methylphenol	mg/kg	0.1		-	-	-	-	-	-	-
	Azobenzene	mg/kg	0.1		-	-	-	-	-	-	-
	Bis(2-chloroethoxy) methane	mg/kg	0.1		-	-	-	-	-	-	-
	Bis(2-chloroethyl)ether	mg/kg	0.1		-	-	-	-	-	-	-
	Bis(2-chloroisopropyl) ether	mg/kg	0.1		-	-	-	-	-	-	-
	Bis(2-ethylhexyl) phthalate	mg/kg	0.1		-	-	-	-	-	-	-
	Butyl benzyl phthalate	mg/kg	0.1		-	-	-	-	-	-	-
	Carbazole	mg/kg	0.1		-	-	-	-	-	-	-
	Dibenzofuran	mg/kg	0.1		-	-	-	-	-	-	-
	Diethylphthalate	mg/kg	0.1		-	-	-	-	-	-	-
	Dimethyl phthalate	mg/kg	0.1		-	-	-	-	-	-	-
	Di-n-butyl phthalate	mg/kg	0.1		-	-	-	-	-	-	-
	Di-n-octyl phthalate	mg/kg	0.1		-	-	-	-	-	-	-
	Hexachlorobenzene	mg/kg	0.05	16	-	-	-	-	-	-	-
	Hexachlorocyclopentadiene	mg/kg	0.1		-	-	-	-	-	-	-
	Hexachloroethane	mg/kg	0.1		-	-	-	-	-	-	-
	Isophorone	mg/kg	0.1		-	-	-	-	-	-	-
	Nitrobenzene	mg/kg	0.1		-	-	-	-	-	-	-
	N-nitrosodi-n-propylamine	mg/kg	0.1		-	-	-	-	-	-	-
	Pentachloronitrobenzene	mg/kg	0.05		-	-	-	-	-	-	-
	Pentachlorophenol	mg/kg	0.1	60	-	-	-	-	-	-	-
PCB	Heptachlorobiphenyl, 2,3,3,4,4,5,5- (PCB 189)	mg/kg	0.003		<0.003	<0.003	-	<0.003	-	-	<0.003
	Hexachlorobiphenyl, 2,3,3,4,4,5- (PCB 156)	mg/kg	0.003		<0.003	<0.003	-	<0.003	-	-	<0.003
	Hexachlorobiphenyl, 2,3,3,4,4,5- (PCB 157)	mg/kg	0.003		<0.003	<0.003	-	<0.003	-	-	<0.003
	Hexachlorobiphenyl, 2,3,4,4,5,5- (PCB 167)	mg/kg	0.003		<0.003	<0.003	-	<0.003	-	-	<0.003
	Hexachlorobiphenyl, 3,3,4,4,5,5- (PCB 169)	mg/kg	0.003		<0.003	<0.003	-	<0.003	-	-	<0.003
	PCB 101	mg/kg	0.003		<0.003	<0.003	-	<0.003	-	-	<0.003
	PCB 118	mg/kg	0.003		<0.003	<0.003	-	<0.003	-	-	<0.003
	PCB 138	mg/kg	0.003		<0.003	<0.003	-	<0.003	-	-	<0.003
	PCB 153	mg/kg	0.003		<0.003	<0.003	-	<0.003	-	-	<0.003
	PCB 180	mg/kg	0.003		<0.003	<0.003	-	<0.003	-	-	<0.003
	PCB 28	mg/kg	0.003		<0.003	<0.003	-	<0.003	-	-	<0.003
	PCB 52	mg/kg	0.003		<0.003	<0.003	-	<0.003	-	-	<0.003
	Pentachlorobiphenyl, 2,3,3,4,4- (PCB 105)	mg/kg	0.003		<0.003	<0.003	-	<0.003	-	-	<0.003
	Pentachlorobiphenyl, 2,3,4,4,5- (PCB 114)	mg/kg	0.003		<0.003	<0.003	-	<0.003	-	-	<0.003
	Pentachlorobiphenyl, 2,3,4,4,5- (PCB 123)	mg/kg	0.003		<0.003	<0.003	-	<0.003	-	-	<0.003
	Pentachlorobiphenyl, 3,3,4,4,5- (PCB 126)	mg/kg	0.003		<0.003	<0.003	-	<0.003	-	-	<0.003
	Tetrachlorobiphenyl, 3,3,4,4- (PCB 77)	mg/kg	0.003		<0.003	<0.003	-	<0.003	-	-	<0.003
	Tetrachlorobiphenyl, 3,4,4,5- (PCB 81)	mg/kg	0.003		<0.003	<0.003	-	<0.003	-	-	<0.003
	Total PCB 7 Congeners	mg/kg	0.021		<0.021	<0.021	-	<0.021	-	-	<0.021
	Total PCB WHO 12	mg/kg	0.036		<0.036	<0.036	-	<0.036	-	-	<0.036
Phenolics	Xylenols	mg/kg	0.015		<0.015	<0.015	<0.015	<0.015	<0.015	<0.015	<0.015
	Cresol Total	mg/kg	0.01		<0.01	<0.01	<0.01	**0.0113**	<0.01	<0.01	<0.01
	Phenol	mg/kg	0.01	(dir)760[#8]	<0.01	<0.01	<0.01	<0.01	<0.01	<0.01	<0.01
	Phenols Monohydric	mg/kg	0.035		<0.035	<0.035	<0.035	<0.035	<0.035	<0.035	<0.035
Organotins	Dibutyltin	mg/kg			-	-	-	-	-	-	-
	Monophenyltin	mg/kg			<0.02	<0.02	-	<0.02	-	-	<0.02
	Diphenyltin	mg/kg			-	-	-	-	-	-	-
	Monobutyltin	mg/kg			-	-	-	-	-	-	-
	Tetrabutyltin	mg/kg			-	-	-	-	-	-	-
	Tributyltin	mg/kg			<0.02	<0.02	-	<0.02	-	-	<0.02
	Triphenyltin	mg/kg			-	-	-	-	-	-	-
Pesticides	Heptachlor epoxide	mg/kg	0.05		-	-	-	-	-	-	-
	Tecnazene	mg/kg	0.05		-	-	-	-	-	-	-
	2,4,5-TP (Silvex)	mg/kg			-	-	-	-	-	-	-
	Hedonal	mg/kg			-	-	-	-	-	-	-

				Location_Code	WS03304	WS03304	WS03304	WS03305	WS03305	WS03305	WS04005
				Sample_Depth_Range	0.4-0.4	1-1	1.3-1.5	0.05-0.05	1-1	1.6-1.8	0.05-0.15
				Sampled_Date_Time	30/04/2020	30/04/2020	11/05/2020	01/05/2020	01/05/2020	12/05/2020	07/10/2019
			LQM S4UL Public Open Space (POS) Residential - 1% SOM (GAC)								
Chem_Group	ChemName	output unit	EQL								
	2,4-DDT	mg/kg	0.05		-	-	-	-	-	-	-
	2,4-Dichlorprop	mg/kg			-	-	-	-	-	-	-
	4-(2,4-Dichlorophenoxy)butyric Acid (2,4-DB)	mg/kg			-	-	-	-	-	-	-
	4,4-DDE	mg/kg	0.05		-	-	-	-	-	-	-
	a-BHC	mg/kg	0.05	24	-	-	-	-	-	-	-
	Aldrin	mg/kg	0.05	18	-	-	-	-	-	-	-
	Atrazine	mg/kg	0.05	1200	-	-	-	-	-	-	-
	Azinophos methyl	mg/kg	0.05		-	-	-	-	-	-	-
	b-BHC	mg/kg	0.05	8.1	-	-	-	-	-	-	-
	Bentazone	mg/kg			-	-	-	-	-	-	-
	Chlordane (cis)	mg/kg	0.05		-	-	-	-	-	-	-
	Chlordane (trans)	mg/kg	0.05		-	-	-	-	-	-	-
	Chlorfenvinphos	mg/kg	0.05		-	-	-	-	-	-	-
	Chlorotoluron	mg/kg			-	-	-	-	-	-	-
	Chlorpyrifos-methyl	mg/kg	0.05		-	-	-	-	-	-	-
	Cyanazine	mg/kg			-	-	-	-	-	-	-
	d-BHC	mg/kg	0.05		-	-	-	-	-	-	-
	DDD	mg/kg	0.05		-	-	-	-	-	-	-
	DDT	mg/kg	0.05		-	-	-	-	-	-	-
	Chlorothalonil	mg/kg	0.05		-	-	-	-	-	-	-
	Diazinon	mg/kg	0.05		-	-	-	-	-	-	-
	Dichlorvos	mg/kg	0.05	16	-	-	-	-	-	-	-
	Dieldrin	mg/kg	0.05	18	-	-	-	-	-	-	-
	Dimethoate	mg/kg	0.05		-	-	-	-	-	-	-
	Disulfoton	mg/kg	0.05		-	-	-	-	-	-	-
	Diuron	mg/kg			-	-	-	-	-	-	-
	Endosulfan I	mg/kg	0.05	1200	-	-	-	-	-	-	-
	Endosulfan II	mg/kg	0.05		-	-	-	-	-	-	-
	Endosulfan sulphate	mg/kg	0.05		-	-	-	-	-	-	-
	Endrin	mg/kg	0.05		-	-	-	-	-	-	-
	Fenitrothion	mg/kg	0.05		-	-	-	-	-	-	-
	Fenthion	mg/kg	0.05		-	-	-	-	-	-	-
	Fluroxypyr	mg/kg			-	-	-	-	-	-	-
	g-BHC (Lindane)	mg/kg	0.05	8.2	-	-	-	-	-	-	-
	Heptachlor	mg/kg	0.05		-	-	-	-	-	-	-
	Isodrin	mg/kg	0.05		-	-	-	-	-	-	-
	Isoproturon	mg/kg			-	-	-	-	-	-	-
	Linuron	mg/kg			-	-	-	-	-	-	-
	Malathion	mg/kg	0.05		-	-	-	-	-	-	-
	2-Methyl-4-chlorophenoxyacetic acid	mg/kg			-	-	-	-	-	-	-
	2-Methyl-4-Chlorophenoxy Butanoic Acid	mg/kg			-	-	-	-	-	-	-
	Mecoprop	mg/kg			-	-	-	-	-	-	-
	Methoxychlor	mg/kg	0.05		-	-	-	-	-	-	-
	Methyl parathion	mg/kg	0.05		-	-	-	-	-	-	-
	Mevinphos (Phosdrin)	mg/kg	0.05		-	-	-	-	-	-	-
	Nitroguanidine	mg/kg			-	-	-	-	-	-	-
	o,p-DDD	mg/kg	0.05		-	-	-	-	-	-	-
	o,p'-DDE	mg/kg	0.05		-	-	-	-	-	-	-
	o,p-Methoxychlor	mg/kg	0.05		-	-	-	-	-	-	-
	Parathion	mg/kg	0.05		-	-	-	-	-	-	-
	Pendimethalin	mg/kg	0.05		-	-	-	-	-	-	-
	Permethrin	mg/kg	0.05		-	-	-	-	-	-	-

				Location Code	WS03304	WS03304	WS03304	WS03305	WS03305	WS03305	WS04005
				Sample Depth Range	0.4-0.4	1-1	1.3-1.5	0.05-0.05	1-1	1.6-1.8	0.05-0.15
				Sampled Date Time	30/04/2020	30/04/2020	11/05/2020	01/05/2020	01/05/2020	12/05/2020	07/10/2019
			LQM S4UL Public Open Space (POS) Residential - 1% SOM (GAC)								
Chem Group	**ChemName**	**output unit**	**EQL**								
	Permethrin II	mg/kg	0.05		-	-	-	-	-	-	-
	Phorate	mg/kg	0.05		-	-	-	-	-	-	-
	Prometryn	mg/kg	0.05		-	-	-	-	-	-	-
	Pronamide	mg/kg	0.05		-	-	-	-	-	-	-
	Propazine	mg/kg	0.05		-	-	-	-	-	-	-
	Simazine	mg/kg	0.05		-	-	-	-	-	-	-
	Terbutryn	mg/kg	0.05		-	-	-	-	-	-	-
	Terbutylazine	mg/kg	0.05		-	-	-	-	-	-	-
	Triadimefon	mg/kg	0.05		-	-	-	-	-	-	-
	Triallate	mg/kg	0.05		-	-	-	-	-	-	-
	Triclopyr	mg/kg			-	-	-	-	-	-	-
	Trifluralin	mg/kg	0.05		-	-	-	-	-	-	-
	Telodrin	mg/kg	0.05		-	-	-	-	-	-	-
Radionuclides	Caesium-137	Bq/kg	1.4		-	-	-	-	-	-	-
	Protactinium-234m	Bq/kg	140		-	-	-	-	-	-	-
	Americium-241	Bq/g	0.0022		-	-	-	-	-	-	-
	Beryllium-7	Bq/g	0.016		-	-	-	-	-	-	-
	Cobalt-60	Bq/g	0.0015		-	-	-	-	-	-	-
	Gross alpha	Bq/kg	54		-	-	-	-	-	-	-
	Gross beta	Bq/kg	87		-	-	-	-	-	-	-
	Lead-210	Bq/kg	22		-	-	-	-	-	-	-
	Potassium-40	Bq/kg	2		-	-	-	-	-	-	-
	Radium -224	Bq/g	0.022		-	-	-	-	-	-	-
	Radium-226	Bq/g	0.0005		-	-	-	-	-	-	-
	Thorium-228	Bq/g	0.0005		-	-	-	-	-	-	-
	Thorium-230	Bq/g	0.0005		-	-	-	-	-	-	-
	Thorium-232	Bq/g	0.0005		-	-	-	-	-	-	-
	Thorium-234	Bq/g	0.025		-	-	-	-	-	-	-
	Uranium-234	Bq/g	0.0005		-	-	-	-	-	-	-
	Uranium-235	Bq/g	0.0005		-	-	-	-	-	-	-
SVOC TIC	SVOC TICS - Detect	Detect			-	-	-	-	-	-	-
	SVOC Tentatively Identified Compounds	mg/kg	0.1		-	-	-	-	-	-	-
VOC TIC	VOC Tentatively Identified Compounds	mg/kg	0.05		-	-	-	-	-	-	-
Explosives	2,2,4,4,6,6-Hexanitrostilbene	mg/kg			-	-	-	-	-	-	-
	2,4,6-Trinitrotoluene (TNT)	mg/kg		130	-	-	-	-	-	-	-
	2,4,6-trinitrophenyl	mg/kg			-	-	-	-	-	-	-
	HMX	mg/kg		13000	-	-	-	-	-	-	-
	Ethylene glycol dinitrate	mg/kg			-	-	-	-	-	-	-
	Nitrocellulose (12% N)	mg/kg			-	-	-	-	-	-	-
	Nitroglycerine	mg/kg			-	-	-	-	-	-	-
	PETN	mg/kg			-	-	-	-	-	-	-
	RDX	mg/kg		26000	-	-	-	-	-	-	-
	Tetryl	mg/kg			-	-	-	-	-	-	-
NA	Actinium-228	Bq/kg	2		-	-	-	-	-	-	-
	Caesium-134	Bq/kg	1.7		-	-	-	-	-	-	-
	Bismuth-212	Bq/kg	19		-	-	-	-	-	-	-
	Bismuth-214	Bq/kg	2		-	-	-	-	-	-	-
	Lead-212	Bq/kg	2		-	-	-	-	-	-	-
	Lead-214	Bq/kg	2		-	-	-	-	-	-	-
	Thallium-208	Bq/kg	2		-	-	-	-	-	-	-
Other	Temperature	°C			19.1 - 19.4	18.7 - 19	21.3	18.6	14.2	21.6	18
	Conductivity @ 20oC	uS/cm	14		37.9 - 90.8	35.8 - 72.5	62.1 - 62.6	265 - 266	128 - 142	72.4 - 80	133 - 144
	Organic Matter	%	0.35		-	-	-	-	-	-	-
	Moisture Content (dried @35oC)	%			20	20	18	12	13	20	15
	pH (Lab)	pH Units	1		8.14 - 9.54	7.83 - 9.5	8.43 - 9.17	8.16 - 8.42	8.2 - 8.94	8.07 - 8.93	6.64 - 7.95
	Total Organic Carbon	%	0.2		<0.2	<0.2	<0.2	1.92	<0.2	<0.2	2.64

Environmental Standards Comments
#1:GAC is only presented as speciated chromium. 7.7mg/kg is used for hexavalent. If hexavalent chromium (CrVI) data is available, a value of 1,500mg/kg may be appropriate for the remaining trivalent chromium (CrIII).
#2:C4SL for lead adopted
#3:GAC only presented as speciated mercury. 16mg/kg is used for elemental mercury. If the CSM indicates that elemental mercury is not a CoC and mercury is present in an inorganic form, a value of 120mg/kg for inorganic mercury may be appropriate
#4:Updated S4UL for nickel
#5:S4UL exceeds solubility saturation limit
#6:Criteria derived for Ali>C16-C35 split between Ali>C16-21 & Ali>C21-35. Requires summation of fractions to use Ali>C16-C35 criteria.
#7:Criteria presented is for p-xylene. A separate value is presented for o-xylene.
#8:S4UL based on a threshold protective of direct skin contact with phenol

Key

<0.6	Result MDL exceeds GAC
27.8	Result exceeds GAC

Notes
Where a range is given a determinand has been analysed for by more than one method

				Location Code	WS04005	WS04006	WS04006	WS04006	WS04007	WS04007	WS04007
				Sample Depth Range	0.2-0.4	0.2-0.3	0.5-0.6	1.3-1.5	0.05-0.1	0.05-0.1	0.4-0.6
				Sampled Date Time	07/10/2019	07/10/2019	07/10/2019	09/10/2019	12/10/2019	12/12/2019	12/10/2019
				LQM S4UL Public Open Space (POS) Residential - 1% SOM (GAC)							
Chem_Group	**ChemName**	**output unit**	**EQL**								
Metals	Antimony	mg/kg	0.6		-	-	-	-	-	-	-
	Arsenic	mg/kg	0.6	79	20.8	20.3	27.8	16.7	7.34	-	18.8
	Barium	mg/kg	0.6		-	-	-	-	-	-	-
	Beryllium	mg/kg	0.01	2.2	-	-	-	-	-	-	-
	Boron	mg/kg	1	21000	3.54	5.96	4.25	4.85	1.1	-	11.7
	Cadmium	mg/kg	0.02	120	<0.02	<0.02	<0.2	0.272	0.286	-	0.21
	Chromium (hexavalent)	mg/kg	0.6	7.7	<0.6	<0.6	<0.6	<0.6	<0.6	-	<0.6
	Chromium	mg/kg	0.9	[#1]	30.2	31.5	33.5	36.1	9.26	-	38.7
	Copper	mg/kg	1.4	12000	15.2	15.7	<14	20	26.1	-	12.5
	Lead	mg/kg	0.7	630[#2]	22.5	23.3	21.1	20.4	45	-	32.3
	Mercury	mg/kg	0.14	[#3]	<0.14	<0.14	<1.4	<0.14	<0.14	-	<0.14
	Molybdenum	mg/kg	0.1		-	-	-	-	-	-	-
	Nickel	mg/kg	0.2	230[#4]	28.8	32	32.4	27.9	15.4	-	33.1
	Selenium	mg/kg	1	1100	<1	<1	<10	<1	<1	-	<1
	Vanadium	mg/kg	0.2	2000	-	-	-	-	-	-	-
	Zinc	mg/kg	1.9	81000	84.7	77.4	74	71.2	70.2	-	93.7
Asbestos	Anthophyllite	Detect			0	0	0	0	0	-	0
	Asbestos Analysts Comments	-			-	-	-	-	-	-	-
	Asbestos PCOM Quantification	%	0.001		-	-	-	-	-	-	-
	Asbestos Quantification Total	%	0.001		-	-	-	-	-	-	-
	Asbestos: Actinolite	Detect			0	0	0	0	0	-	0
	Additional Asbestos Components (Using TM048)	Comment			-	-	-	-	-	-	-
	Crocidolite Asbestos	Detect			0	0	0	0	0	-	0
	Asbestos Gravimetric Quantification	%	0.001		-	-	-	-	-	-	-
	Chrysotile Asbestos	Detect			0	0	0	0	0	-	0
	Amosite Asbestos	Detect			0	0	0	0	0	-	0
	Non-Asbestos Fibre	Detect			0	0	0	0	0	-	0
	Tremolite	Detect			0	0	0	0	0	-	0
Inorganics	Alkalinity (total) as CaCO3	mg/kg	10		-	-	-	-	-	-	-
	Ammoniacal Nitrogen as N	mg/kg	12		<12	-	-	-	-	-	-
	Cyanide (Free)	mg/kg	1		<1	<1	<1	<1	<1	-	<1
	Cyanide Total	mg/kg	1		<1	<1	<1	<1	<1	-	<1
	cyanides-complex	mg/kg	1		<1	<1	<1	<1	<1	-	<1
	Nitrite (as N)	mg/kg	0.03		-	-	-	-	-	-	-
	Sulphate	mg/kg	200		-	-	-	-	-	-	-
PAH	Naphthalene	mg/kg	0.009	4900	<0.009	<0.009	<0.009	<0.009	0.464	-	0.0455
	Acenaphthene	mg/kg	0.008	15000	<0.008	<0.008	<0.008	<0.008	17.7	-	0.427
	Acenaphthylene	mg/kg	0.012	15000	<0.012	<0.012	<0.012	<0.012	2.07	-	0.0297
	Fluoranthene	mg/kg	0.017	3100	0.051	0.0249	<0.017	<0.017	177	-	3.86
	Anthracene	mg/kg	0.016	74000	<0.016	<0.016	<0.016	<0.016	41.7	-	0.847
	Phenanthrene	mg/kg	0.015	3100	0.0271	<0.015	<0.015	<0.015	145	-	3.52
	Fluorene	mg/kg	0.01	9900	<0.01	<0.01	<0.01	<0.01	27.6	-	0.656
	Chrysene	mg/kg	0.01	57	0.0203	<0.01	<0.01	<0.01	53.7	-	0.738
	Pyrene	mg/kg	0.015	7400	0.0452	0.0228	<0.015	<0.015	139	-	3.09
	Benzo(a)anthracene	mg/kg	0.014	29	0.022	<0.014	<0.014	<0.014	60.4	-	1.04
	Benzo(b)fluoranthene	mg/kg	0.015	7.1	0.0244	<0.015	<0.015	<0.015	64	-	0.909
	Benzo(k)fluoranthene	mg/kg	0.014	190	<0.014	<0.014	<0.014	<0.014	25.9	-	0.361
	Benzo(a)pyrene	mg/kg	0.015	5.7	0.0187	<0.015	<0.015	<0.015	47.8	-	0.683
	Dibenz(a,h)anthracene	mg/kg	0.023	0.57	<0.023	<0.023	<0.023	<0.023	3.32	-	0.0524
	Benzo(g,h,i)perylene	mg/kg	0.024	640	<0.024	<0.024	<0.024	<0.024	23.6	-	0.374
	Indeno(1,2,3-c,d)pyrene	mg/kg	0.018	82	<0.018	<0.018	<0.018	<0.018	29.1	-	0.443
	PAH 16 Total	mg/kg	0.118		0.209	<0.118	<0.118	<0.118	858	-	17.1
TPH CWG	>C5-C6 Aliphatics	mg/kg	0.01	(sol)570000[#5]	-	-	-	-	-	-	-
	>C6-C8 Aliphatics	mg/kg	0.01	600000	-	-	-	-	-	-	-
	>C10-C44 Aliphatics	mg/kg	5		-	-	-	-	-	-	-
	>C10-C44 Aliphatics/Aromatics	mg/kg	10		-	-	-	-	-	-	-
	>C8-C10 Aliphatics	mg/kg	0.01	13000	-	-	-	-	-	-	-
	>C10-C12 Aliphatics	mg/kg	0.01	13000	-	-	-	-	-	-	-
	>C12-C16 Aliphatics	mg/kg	0.1	13000	-	-	-	-	-	-	-
	>C16-C21 Aliphatics	mg/kg	0.1	125000[#6]	-	-	-	-	-	-	-
	>C21-C35 Aliphatics	mg/kg	0.1	125000[#6]	-	-	-	-	-	-	-
	>C35-C44 Aliphatics	mg/kg	0.1	250000	-	-	-	-	-	-	-
	>C5-C10 Aliphatics	mg/kg	0.05		-	-	-	-	-	-	-
	Total Aliphatics >C12-C44	mg/kg	0.1		-	-	-	-	-	-	-
	>EC5-EC10 Aromatics	mg/kg	0.05		-	-	-	-	-	-	-
	>EC6-EC7 Aromatics	mg/kg	0.01		-	-	-	-	-	-	-
	>EC7-EC8 Aromatics	mg/kg	0.01	56000	-	-	-	-	-	-	-
	>EC8-EC10 Aromatics	mg/kg	0.01	5000	-	-	-	-	-	-	-
	>EC10-EC12 Aromatics	mg/kg	0.01	5000	-	-	-	-	-	-	-
	>EC10-EC44 Aromatics	mg/kg	5		-	-	-	-	-	-	-
	>EC12-EC16 Aromatics	mg/kg	0.1	5100	-	-	-	-	-	-	-
	>EC16-EC21 Aromatics	mg/kg	0.1	3800	-	-	-	-	-	-	-
	>EC21-EC35 Aromatics	mg/kg	0.1	3800	-	-	-	-	-	-	-
	>EC35-EC44 Aromatics	mg/kg	0.1	3800	-	-	-	-	-	-	-
	>EC40-EC44 Aromatics	mg/kg	0.1		-	-	-	-	-	-	-
	>EC12-EC44 Aromatics	mg/kg	0.1		-	-	-	-	-	-	-
	TPH Aliphatics & Aromatics >C5-44	mg/kg	0.1		-	-	-	-	-	-	-
TPH	>C5-C6	mg/kg	0.02		<0.02	<0.02	<0.02	<0.02	<0.02	-	<0.02

				Location Code	WS04005	WS04006	WS04006	WS04006	WS04007	WS04007	WS04007
				Sample Depth Range	0.2-0.4	0.2-0.3	0.5-0.6	1.3-1.5	0.05-0.1	0.05-0.1	0.4-0.6
				Sampled Date Time	07/10/2019	07/10/2019	07/10/2019	09/10/2019	12/10/2019	12/12/2019	12/10/2019
				LQM S4UL Public Open Space (POS) Residential - 1% SOM (GAC)							
Chem_Group	**ChemName**	**output unit**	**EQL**								
	>C6-C7	mg/kg	0.02		<0.02	<0.02	<0.02	<0.02	<0.02	-	<0.02
	>C7-C8	mg/kg	0.02		<0.02	<0.02	<0.02	<0.02	<0.02	-	<0.02
	>C8-C10	mg/kg	0.02		<0.02	<0.02	<0.02	<0.02	0.0433	-	<0.02
	>C10-C12	mg/kg	0.02		<0.02	<0.02	<0.02	<0.02	<35 - 0.123	-	<35 - 0.0297
	>C12-C16	mg/kg	35		<35	<35	<35	<35	248	-	<35
	>C16-C21	mg/kg	35		<35	<35	<35	<35	1360	-	<35
	>C21-C28	mg/kg	35		<35	<35	<35	<35	1540	-	<35
	>C28-C35	mg/kg	35		<35	<35	<35	<35	1250	-	<35
	>C35-C40	mg/kg	35		<35	<35	<35	<35	1100	-	<35
	GRO >C5-10	mg/kg	0.02		-	-	-	-	-	-	-
	TPH >C6-C40	mg/kg	10		-	-	-	-	-	-	-
	EPH>C5-40	mg/kg	35		<35	35.3	<35	<35	5500	-	101
	EPH >C10-40	mg/kg	35		<35	35.3	<35	<35	5500	-	101
	GRO >C5-12	mg/kg	0.1		<0.1	<0.1	<0.1	<0.1	0.175	-	<0.1
	Total Petroleum Hydrocarbons	mg/kg	35		-	-	-	-	-	-	-
BTEX and MTBE	Benzene	mg/kg	0.009	72	<0.009	<0.009	<0.009	<0.009	<0.18	-	<0.009
	Toluene	mg/kg	0.007	56000	<0.007	<0.007	<0.007	<0.007	<0.14	-	<0.007
	Ethylbenzene	mg/kg	0.004	24000	<0.004	<0.004	<0.004	<0.004	<0.08	-	<0.004
	Xylene (m & p)	mg/kg	0.01	41000[#7]	<0.01	<0.01	<0.01	<0.01	<0.2	-	<0.01
	Xylene (o)	mg/kg	0.01	41000	<0.01	<0.01	<0.01	<0.01	<0.2	-	<0.01
	Xylene Total	mg/kg	0.02		-	-	-	-	-	-	-
	MTBE	mg/kg	0.01		<0.01	<0.01	<0.01	<0.01	<0.2	-	<0.01
	Total BTEX	mg/kg	0.04		<0.04	<0.04	<0.04	<0.04	<0.8	-	<0.04
VOC	Styrene	mg/kg	0.01		-	-	-	-	-	-	-
	cis-1,3-dichloropropene	mg/kg	0.01		-	-	-	-	-	-	-
	trans-1,3-dichloropropene	mg/kg	0.01		-	-	-	-	-	-	-
	1,1,1,2-tetrachloroethane	mg/kg	0.01	1400	-	-	-	-	-	-	-
	1,1,1-trichloroethane	mg/kg	0.007	140000	-	-	-	-	-	-	-
	1,1,2,2-tetrachloroethane	mg/kg	0.01	1400	-	-	-	-	-	-	-
	1,1,2-trichloroethane	mg/kg	0.01		-	-	-	-	-	-	-
	1,1-dichloroethane	mg/kg	0.008		-	-	-	-	-	-	-
	1,1-dichloroethene	mg/kg	0.01		-	-	-	-	-	-	-
	1,1-dichloropropene	mg/kg	0.01		-	-	-	-	-	-	-
	1,2,3-trichloropropane	mg/kg	0.016		-	-	-	-	-	-	-
	1,2,4-trimethylbenzene	mg/kg	0.009		-	-	-	-	-	-	-
	1,2-dibromo-3-chloropropane	mg/kg	0.014		-	-	-	-	-	-	-
	1,2-dibromoethane	mg/kg	0.01		-	-	-	-	-	-	-
	1,2-dichloroethane	mg/kg	0.005	29	-	-	-	-	-	-	-
	1,2-dichloropropane	mg/kg	0.01		-	-	-	-	-	-	-
	1,3,5-trimethylbenzene	mg/kg	0.008		-	-	-	-	-	-	-
	1,3-dichloropropane	mg/kg	0.007		-	-	-	-	-	-	-
	2,2-dichloropropane	mg/kg	0.01		-	-	-	-	-	-	-
	2-chlorotoluene	mg/kg	0.009		-	-	-	-	-	-	-
	4-chlorotoluene	mg/kg	0.01		-	-	-	-	-	-	-
	Bromobenzene	mg/kg	0.01		-	-	-	-	-	-	-
	Bromochloromethane	mg/kg	0.01		-	-	-	-	-	-	-
	Bromodichloromethane	mg/kg	0.007		-	-	-	-	-	-	-
	Bromoform	mg/kg	0.01		-	-	-	-	-	-	-
	Bromomethane	mg/kg	0.01		-	-	-	-	-	-	-
	Carbon disulfide	mg/kg	0.007	11000	-	-	-	-	-	-	-
	Carbon tetrachloride	mg/kg	0.01	890	-	-	-	-	-	-	-
	Chlorodibromomethane	mg/kg	0.01		-	-	-	-	-	-	-
	Chloroethane	mg/kg	0.01		-	-	-	-	-	-	-
	Chloroform	mg/kg	0.008	2500	-	-	-	-	-	-	-
	Chloromethane	mg/kg	0.007		-	-	-	-	-	-	-
	cis-1,2-dichloroethene	mg/kg	0.006		-	-	-	-	-	-	-
	Dibromomethane	mg/kg	0.009		-	-	-	-	-	-	-
	Dichlorodifluoromethane	mg/kg	0.006		-	-	-	-	-	-	-
	Dichloromethane	mg/kg	0.01		-	-	-	-	-	-	-
	Isopropylbenzene	mg/kg	0.005		-	-	-	-	-	-	-
	n-butylbenzene	mg/kg	0.011		-	-	-	-	-	-	-
	n-propylbenzene	mg/kg	0.01		-	-	-	-	-	-	-
	p-isopropyltoluene	mg/kg	0.01		-	-	-	-	-	-	-
	sec-butylbenzene	mg/kg	0.01		-	-	-	-	-	-	-
	Trichloroethene	mg/kg	0.009	120	-	-	-	-	-	-	-
	tert-butylbenzene	mg/kg	0.014		-	-	-	-	-	-	-
	Tetrachloroethene	mg/kg	0.005	1400	-	-	-	-	-	-	-
	trans-1,2-dichloroethene	mg/kg	0.01		-	-	-	-	-	-	-
	Trichlorofluoromethane	mg/kg	0.006		-	-	-	-	-	-	-
	Vinyl chloride	mg/kg	0.006	3.5	-	-	-	-	-	-	-
	tert-Amyl methyl ether	mg/kg	0.01		-	-	-	-	-	-	-
VOC/SVOC	1,2,3-trichlorobenzene	mg/kg	0.02	1800	-	-	-	-	-	-	-
	1,2,4-trichlorobenzene	mg/kg	0.02	15000	-	-	-	-	-	-	-
	1,2-dichlorobenzene	mg/kg	0.01	90000	-	-	-	-	-	-	-
	1,3,5-Trichlorobenzene	mg/kg	0.02	1700	-	-	-	-	-	-	-
	1,3-dichlorobenzene	mg/kg	0.008	300	-	-	-	-	-	-	-
	1,4-dichlorobenzene	mg/kg	0.005	17000	-	-	-	-	-	-	-

				Location Code	WS04005	WS04006	WS04006	WS04006	WS04007	WS04007	WS04007
				Sample Depth Range	0.2-0.4	0.2-0.3	0.5-0.6	1.3-1.5	0.05-0.1	0.05-0.1	0.4-0.6
				Sampled Date Time	07/10/2019	07/10/2019	07/10/2019	09/10/2019	12/10/2019	12/12/2019	12/10/2019
				LQM S4UL Public Open Space (POS) Residential - 1% SOM (GAC)							
Chem_Group	ChemName	output unit	EQL								
	Chlorobenzene	mg/kg	0.005	11000	-	-	-	-	-	-	-
	Hexachlorobutadiene	mg/kg	0.02	25	-	-	-	-	-	-	-
SVOC	4-bromophenyl phenyl ether	mg/kg	0.1		-	-	-	-	-	-	-
	4-nitroaniline	mg/kg	0.1		-	-	-	-	-	-	-
	4-nitrophenol	mg/kg	0.1		-	-	-	-	-	-	-
	2,4,5-trichlorophenol	mg/kg	0.1		-	-	-	-	-	-	-
	2,4,6-trichlorophenol	mg/kg	0.1		-	-	-	-	-	-	-
	2,4-dichlorophenol	mg/kg	0.1		-	-	-	-	-	-	-
	2,4-dimethylphenol	mg/kg	0.1		-	-	-	-	-	-	-
	2,4-dinitrotoluene	mg/kg	0.1		-	-	-	-	<1	-	-
	2,6-dinitrotoluene	mg/kg	0.1		-	-	-	-	<1	-	-
	2-chloronaphthalene	mg/kg	0.1		-	-	-	-	-	-	-
	2-chlorophenol	mg/kg	0.1		-	-	-	-	-	-	-
	2-methylnaphthalene	mg/kg	0.1		-	-	-	-	-	-	-
	2-methylphenol	mg/kg	0.1		-	-	-	-	-	-	-
	2-nitroaniline	mg/kg	0.1		-	-	-	-	-	-	-
	2-nitrophenol	mg/kg	0.1		-	-	-	-	-	-	-
	3-nitroaniline	mg/kg	0.1		-	-	-	-	-	-	-
	4-chloro-3-methylphenol	mg/kg	0.1		-	-	-	-	-	-	-
	4-chloroaniline	mg/kg	0.1		-	-	-	-	-	-	-
	4-chlorophenyl phenyl ether	mg/kg	0.1		-	-	-	-	-	-	-
	4-methylphenol	mg/kg	0.1		-	-	-	-	-	-	-
	Azobenzene	mg/kg	0.1		-	-	-	-	-	-	-
	Bis(2-chloroethoxy) methane	mg/kg	0.1		-	-	-	-	-	-	-
	Bis(2-chloroethyl)ether	mg/kg	0.1		-	-	-	-	-	-	-
	Bis(2-chloroisopropyl) ether	mg/kg	0.1		-	-	-	-	-	-	-
	Bis(2-ethylhexyl) phthalate	mg/kg	0.1		-	-	-	-	-	-	-
	Butyl benzyl phthalate	mg/kg	0.1		-	-	-	-	-	-	-
	Carbazole	mg/kg	0.1		-	-	-	-	-	-	-
	Dibenzofuran	mg/kg	0.1		-	-	-	-	-	-	-
	Diethylphthalate	mg/kg	0.1		-	-	-	-	-	-	-
	Dimethyl phthalate	mg/kg	0.1		-	-	-	-	-	-	-
	Di-n-butyl phthalate	mg/kg	0.1		-	-	-	-	-	-	-
	Di-n-octyl phthalate	mg/kg	0.1		-	-	-	-	-	-	-
	Hexachlorobenzene	mg/kg	0.05	16	-	-	-	-	-	-	-
	Hexachlorocyclopentadiene	mg/kg	0.1		-	-	-	-	-	-	-
	Hexachloroethane	mg/kg	0.1		-	-	-	-	-	-	-
	Isophorone	mg/kg	0.1		-	-	-	-	-	-	-
	Nitrobenzene	mg/kg	0.1		-	-	-	-	-	-	-
	N-nitrosodi-n-propylamine	mg/kg	0.1		-	-	-	-	-	-	-
	Pentachloronitrobenzene	mg/kg	0.05		-	-	-	-	-	-	-
	Pentachlorophenol	mg/kg	0.1	60	-	-	-	-	-	-	-
PCB	Heptachlorobiphenyl, 2,3,3,4,4,5,5- (PCB 189)	mg/kg	0.003		<0.003	-	-	-	-	-	-
	Hexachlorobiphenyl, 2,3,3,4,4,5- (PCB 156)	mg/kg	0.003		<0.003	-	-	-	-	-	-
	Hexachlorobiphenyl, 2,3,3,4,4,5- (PCB 157)	mg/kg	0.003		<0.003	-	-	-	-	-	-
	Hexachlorobiphenyl, 2,3,4,4,5,5- (PCB 167)	mg/kg	0.003		<0.003	-	-	-	-	-	-
	Hexachlorobiphenyl, 3,3,4,4,5,5- (PCB 169)	mg/kg	0.003		<0.003	-	-	-	-	-	-
	PCB 101	mg/kg	0.003		<0.003	-	-	-	-	-	-
	PCB 118	mg/kg	0.003		<0.003	-	-	-	-	-	-
	PCB 138	mg/kg	0.003		<0.003	-	-	-	-	-	-
	PCB 153	mg/kg	0.003		<0.003	-	-	-	-	-	-
	PCB 180	mg/kg	0.003		<0.003	-	-	-	-	-	-
	PCB 28	mg/kg	0.003		<0.003	-	-	-	-	-	-
	PCB 52	mg/kg	0.003		<0.003	-	-	-	-	-	-
	Pentachlorobiphenyl, 2,3,3,4,4- (PCB 105)	mg/kg	0.003		<0.003	-	-	-	-	-	-
	Pentachlorobiphenyl, 2,3,4,4,5- (PCB 114)	mg/kg	0.003		<0.003	-	-	-	-	-	-
	Pentachlorobiphenyl, 2,3,4,4,5- (PCB 123)	mg/kg	0.003		<0.003	-	-	-	-	-	-
	Pentachlorobiphenyl, 3,3,4,4,5- (PCB 126)	mg/kg	0.003		<0.003	-	-	-	-	-	-
	Tetrachlorobiphenyl, 3,3,4,4- (PCB 77)	mg/kg	0.003		<0.003	-	-	-	-	-	-
	Tetrachlorobiphenyl, 3,4,4,5- (PCB 81)	mg/kg	0.003		<0.003	-	-	-	-	-	-
	Total PCB 7 Congeners	mg/kg	0.021		<0.021	-	-	-	-	-	-
	Total PCB WHO 12	mg/kg	0.036		<0.036	-	-	-	-	-	-
Phenolics	Xylenols	mg/kg	0.015		<0.015	<0.015	<0.015	<0.015	0.455	-	<0.015
	Cresol Total	mg/kg	0.01		<0.01	<0.01	<0.01	<0.01	0.222	-	<0.01
	Phenol	mg/kg	0.01	(dir)760[#8]	<0.01	<0.01	<0.01	<0.01	0.0777	-	<0.01
	Phenols Monohydric	mg/kg	0.035		<0.035	<0.035	<0.035	<0.035	0.755	-	<0.035
Organotins	Dibutyltin	mg/kg			-	-	-	-	-	-	-
	Monophenyltin	mg/kg			<0.02	-	-	-	-	-	-
	Diphenyltin	mg/kg			-	-	-	-	-	-	-
	Monobutyltin	mg/kg			-	-	-	-	-	-	-
	Tetrabutyltin	mg/kg			-	-	-	-	-	-	-
	Tributyltin	mg/kg			<0.02	-	-	-	-	-	-
	Triphenyltin	mg/kg			-	-	-	-	-	-	-
Pesticides	Heptachlor epoxide	mg/kg	0.05		-	-	-	-	-	-	-
	Tecnazene	mg/kg	0.05		-	-	-	-	-	-	-
	2,4,5-TP (Silvex)	mg/kg			-	-	-	-	-	-	-
	Hedonal	mg/kg			-	-	-	-	-	-	-

				Location_Code	WS04005	WS04006	WS04006	WS04006	WS04007	WS04007	WS04007
				Sample_Depth_Range	0.2-0.4	0.2-0.3	0.5-0.6	1.3-1.5	0.05-0.1	0.05-0.1	0.4-0.6
				Sampled_Date_Time	07/10/2019	07/10/2019	07/10/2019	09/10/2019	12/10/2019	12/12/2019	12/10/2019
				LQM S4UL Public Open Space (POS) Residential - 1% SOM (GAC)							
Chem_Group	**ChemName**	**output unit**	**EQL**								
	2,4-DDT	mg/kg	0.05		-	-	-	-	-	-	-
	2,4-Dichlorprop	mg/kg			-	-	-	-	-	-	-
	4-(2,4-Dichlorophenoxy)butyric Acid (2,4-DB)	mg/kg			-	-	-	-	-	-	-
	4,4-DDE	mg/kg	0.05		-	-	-	-	-	-	-
	a-BHC	mg/kg	0.05	24	-	-	-	-	-	-	-
	Aldrin	mg/kg	0.05	18	-	-	-	-	-	-	-
	Atrazine	mg/kg	0.05	1200	-	-	-	-	-	-	-
	Azinophos methyl	mg/kg	0.05		-	-	-	-	-	-	-
	b-BHC	mg/kg	0.05	8.1	-	-	-	-	-	-	-
	Bentazone	mg/kg			-	-	-	-	-	-	-
	Chlordane (cis)	mg/kg	0.05		-	-	-	-	-	-	-
	Chlordane (trans)	mg/kg	0.05		-	-	-	-	-	-	-
	Chlorfenvinphos	mg/kg	0.05		-	-	-	-	-	-	-
	Chlorotoluron	mg/kg			-	-	-	-	-	-	-
	Chlorpyrifos-methyl	mg/kg	0.05		-	-	-	-	-	-	-
	Cyanazine	mg/kg			-	-	-	-	-	-	-
	d-BHC	mg/kg	0.05		-	-	-	-	-	-	-
	DDD	mg/kg	0.05		-	-	-	-	-	-	-
	DDT	mg/kg	0.05		-	-	-	-	-	-	-
	Chlorothalonil	mg/kg	0.05		-	-	-	-	-	-	-
	Diazinon	mg/kg	0.05		-	-	-	-	-	-	-
	Dichlorvos	mg/kg	0.05	16	-	-	-	-	-	-	-
	Dieldrin	mg/kg	0.05	18	-	-	-	-	-	-	-
	Dimethoate	mg/kg	0.05		-	-	-	-	-	-	-
	Disulfoton	mg/kg	0.05		-	-	-	-	-	-	-
	Diuron	mg/kg			-	-	-	-	-	-	-
	Endosulfan I	mg/kg	0.05	1200	-	-	-	-	-	-	-
	Endosulfan II	mg/kg	0.05		-	-	-	-	-	-	-
	Endosulfan sulphate	mg/kg	0.05		-	-	-	-	-	-	-
	Endrin	mg/kg	0.05		-	-	-	-	-	-	-
	Fenitrothion	mg/kg	0.05		-	-	-	-	-	-	-
	Fenthion	mg/kg	0.05		-	-	-	-	-	-	-
	Fluroxypyr	mg/kg			-	-	-	-	-	-	-
	g-BHC (Lindane)	mg/kg	0.05	8.2	-	-	-	-	-	-	-
	Heptachlor	mg/kg	0.05		-	-	-	-	-	-	-
	Isodrin	mg/kg	0.05		-	-	-	-	-	-	-
	Isoproturon	mg/kg			-	-	-	-	-	-	-
	Linuron	mg/kg			-	-	-	-	-	-	-
	Malathion	mg/kg	0.05		-	-	-	-	-	-	-
	2-Methyl-4-chlorophenoxyacetic acid	mg/kg			-	-	-	-	-	-	-
	2-Methyl-4-Chlorophenoxy Butanoic Acid	mg/kg			-	-	-	-	-	-	-
	Mecoprop	mg/kg			-	-	-	-	-	-	-
	Methoxychlor	mg/kg	0.05		-	-	-	-	-	-	-
	Methyl parathion	mg/kg	0.05		-	-	-	-	-	-	-
	Mevinphos (Phosdrin)	mg/kg	0.05		-	-	-	-	-	-	-
	Nitroguanidine	mg/kg			-	-	-	-	<0.25	-	-
	o,p-DDD	mg/kg	0.05		-	-	-	-	-	-	-
	o,p'-DDE	mg/kg	0.05		-	-	-	-	-	-	-
	o,p-Methoxychlor	mg/kg	0.05		-	-	-	-	-	-	-
	Parathion	mg/kg	0.05		-	-	-	-	-	-	-
	Pendimethalin	mg/kg	0.05		-	-	-	-	-	-	-
	Permethrin	mg/kg	0.05		-	-	-	-	-	-	-

				Location Code	WS04005	WS04006	WS04006	WS04006	WS04007	WS04007	WS04007
				Sample Depth Range	0.2-0.4	0.2-0.3	0.5-0.6	1.3-1.5	0.05-0.1	0.05-0.1	0.4-0.6
				Sampled Date Time	07/10/2019	07/10/2019	07/10/2019	09/10/2019	12/10/2019	12/12/2019	12/10/2019
				LQM S4UL Public Open Space (POS) Residential - 1% SOM (GAC)							
Chem_Group	**ChemName**	**output unit**	**EQL**								
	Permethrin II	mg/kg	0.05		-	-	-	-	-	-	-
	Phorate	mg/kg	0.05		-	-	-	-	-	-	-
	Prometryn	mg/kg	0.05		-	-	-	-	-	-	-
	Pronamide	mg/kg	0.05		-	-	-	-	-	-	-
	Propazine	mg/kg	0.05		-	-	-	-	-	-	-
	Simazine	mg/kg	0.05		-	-	-	-	-	-	-
	Terbutryn	mg/kg	0.05		-	-	-	-	-	-	-
	Terbutylazine	mg/kg	0.05		-	-	-	-	-	-	-
	Triadimefon	mg/kg	0.05		-	-	-	-	-	-	-
	Triallate	mg/kg	0.05		-	-	-	-	-	-	-
	Tricloovr	mg/kg			-	-	-	-	-	-	-
	Trifluralin	mg/kg	0.05		-	-	-	-	-	-	-
	Telodrin	mg/kg	0.05		-	-	-	-	-	-	-
Radionuclides	Caesium-137	Bq/kg	1.4		-	-	-	-	-	<1.7	-
	Protactinium-234m	Bq/kg	140		-	-	-	-	-	<160	-
	Americium-241	Bq/g	0.0022		-	-	-	-	-	<0.0037	-
	Beryllium-7	Bq/g	0.016		-	-	-	-	-	<0.017	-
	Cobalt-60	Bq/g	0.0015		-	-	-	-	-	<0.0016	-
	Gross alpha	Bq/kg	54		-	-	-	-	-	202	-
	Gross beta	Bq/kg	87		-	-	-	-	-	470	-
	Lead-210	Bq/kg	22		-	-	-	-	-	<34	-
	Potassium-40	Bq/kg	2		-	-	-	-	-	254	-
	Radium -224	Bq/g	0.022		-	-	-	-	-	<0.046	-
	Radium-226	Bq/g	0.0005		-	-	-	-	-	<0.03 - 0.0242	-
	Thorium-228	Bq/g	0.0005		-	-	-	-	-	0.0231	-
	Thorium-230	Bq/g	0.0005		-	-	-	-	-	0.0232	-
	Thorium-232	Bq/g	0.0005		-	-	-	-	-	0.0194	-
	Thorium-234	Bq/g	0.025		-	-	-	-	-	<0.037	-
	Uranium-234	Bq/g	0.0005		-	-	-	-	-	0.0159	-
	Uranium-235	Bq/g	0.0005		-	-	-	-	-	<0.0014	-
SVOC TIC	SVOC TICS - Detect	Detect			-	-	-	-	-	-	-
	SVOC Tentatively Identified Compounds	mg/kg	0.1		-	-	-	-	-	-	-
VOC TIC	VOC Tentatively Identified Compounds	mg/kg	0.05		-	-	-	-	-	-	-
Explosives	2,2,4,4,6,6-Hexanitrostilbene	mg/kg			-	-	-	-	<0.5	-	-
	2,4,6-Trinitrotoluene (TNT)	mg/kg		130	-	-	-	-	1	-	-
	2,4,6-trinitrophenyl	mg/kg			-	-	-	-	<0.1	-	-
	HMX	mg/kg		13000	-	-	-	-	<2	-	-
	Ethylene glycol dinitrate	mg/kg			-	-	-	-	<1	-	-
	Nitrocellulose (12% N)	mg/kg			-	-	-	-	<5000	-	-
	Nitroglycerine	mg/kg			-	-	-	-	<1	-	-
	PETN	mg/kg			-	-	-	-	<5	-	-
	RDX	mg/kg		26000	-	-	-	-	<2	-	-
	Tetryl	mg/kg			-	-	-	-	<1	-	-
NA	Actinium-228	Bq/kg	2		-	-	-	-	-	21	-
	Caesium-134	Bq/kg	1.7		-	-	-	-	-	<1.9	-
	Bismuth-212	Bq/kg	19		-	-	-	-	-	<21	-
	Bismuth-214	Bq/kg	2		-	-	-	-	-	14.4	-
	Lead-212	Bq/kg	2		-	-	-	-	-	19	-
	Lead-214	Bq/kg	2		-	-	-	-	-	16.8	-
	Thallium-208	Bq/kg	2		-	-	-	-	-	6.5	-
Other	Temperature	°C			18.7	18.5	18	17.1	17	-	17.1
	Conductivity @ 20oC	uS/cm	14		600 - 684	1130 - 1640	1340 - 1380	4330 - 4360	466 - 480	-	1740 - 1820
	Organic Matter	%	0.35		-	-	-	-	-	-	-
	Moisture Content (dried @35oC)	%			18	19	26	35	9.7	-	22
	pH (Lab)	pH Units	1		8.12 - 8.6	7.52 - 8.65	8.04 - 8.61	5.51 - 7.32	7.93 - 8.14	-	8.19 - 8.71
	Total Organic Carbon	%	0.2		0.98	1.19	0.479	0.958	3.3	-	1.07

Environmental Standards Comments
#1:GAC is only presented as speciated chromium. 7.7mg/kg is used for hexavalent. If hexavalent chromium (CrVI) data is available, a value of 1,500mg/kg may be appropriate for the remaining trivalent chromium (CrIII).
#2:C4SL for lead adopted
#3:GAC only presented as speciated mercury. 16mg/kg is used for elemental mercury. If the CSM indicates that elemental mercury is not a CoC and mercury is present in an inorganic form, a value of 120mg/kg for inorganic mercury may be appropriate
#4:Updated S4UL for nickel
#5:S4UL exceeds solubility saturation limit
#6:Criteria derived for Ali>C16-C35 split between Ali>C16-21 & Ali>C21-35. Requires summation of fractions to use Ali>C16-C35 criteria.
#7:Criteria presented is for p-xylene. A separate value is presented for o-xylene.
#8:S4UL based on a threshold protective of direct skin contact with phenol

Key

<0.6	Result MDL exceeds GAC
27.8	Result exceeds GAC

Notes
Where a range is given a determinand has been analysed for by more than one method

				Location Code	WS05001	WS05001	WS05002	WS05003	WS05004	WS05005
				Sample Depth Range	0.05-0.1	0.05-0.1	0.05-0.15	0.05-0.15	0.05-0.15	0.05-0.15
				Sampled Date Time	12/10/2019	12/12/2019	21/08/2019	20/08/2019	19/08/2019	22/08/2019
				LQM S4UL Public Open Space (POS) Residential - 1% SOM (GAC)						
Chem Group	**ChemName**	**output unit**	**EQL**							
Metals	Antimony	mg/kg	0.6		-	-	-	-	-	-
	Arsenic	mg/kg	0.6	79	25.4	-	19.5	28.9	21.6	20.4
	Barium	mg/kg	0.6		-	-	-	-	-	-
	Beryllium	mg/kg	0.01	2.2	-	-	-	-	-	-
	Boron	mg/kg	1	21000	6.63	-	3.86	5.15	5	4.56
	Cadmium	mg/kg	0.02	120	0.226	-	0.444	0.292	<0.02	0.416
	Chromium (hexavalent)	mg/kg	0.6	7.7	<0.6	-	<0.6	<0.6	<0.6	<0.6
	Chromium	mg/kg	0.9	#1	33.2	-	33.4	38.8	34.8	32.2
	Copper	mg/kg	1.4	12000	9.56	-	26.5	14.4	13.4	17.5
	Lead	mg/kg	0.7	630[#2]	21.2	-	221	25.7	19.1	85.8
	Mercury	mg/kg	0.14	#3	<0.14	-	<0.14	<0.14	<0.14	<0.14
	Molybdenum	mg/kg	0.1		-	-	-	-	-	-
	Nickel	mg/kg	0.2	230[#4]	33	-	31.6	31.2	32.3	29.7
	Selenium	mg/kg	1	1100	<1	-	<1	<1	<1	<1
	Vanadium	mg/kg	0.2	2000	-	-	-	-	-	-
	Zinc	mg/kg	1.9	81000	82.4	-	101	99.4	82.6	75.9
Asbestos	Anthophyllite	Detect			0	-	0	0	0	0
	Asbestos Analysts Comments	-			-	-	-	-	-	-
	Asbestos PCOM Quantification	%	0.001		-	-	-	-	-	-
	Asbestos Quantification Total	%	0.001		-	-	-	-	-	-
	Asbestos: Actinolite	Detect			0	-	0	0	0	0
	Additional Asbestos Components (Using TM048)	Comment			-	-	-	-	-	-
	Crocidolite Asbestos	Detect			0	-	0	0	0	0
	Asbestos Gravimetric Quantification	%	0.001		-	-	-	-	-	-
	Chrysotile Asbestos	Detect			0	-	0	0	0	0
	Amosite Asbestos	Detect			0	-	0	0	0	0
	Non-Asbestos Fibre	Detect			0	-	0	0	0	0
	Tremolite	Detect			0	-	0	0	0	0
Inorganics	Alkalinity (total) as CaCO3	mg/kg	10		-	-	-	-	-	-
	Ammoniacal Nitrogen as N	mg/kg	12		-	-	-	-	-	-
	Cyanide (Free)	mg/kg	1		<1	-	<1	<1	<1	<1
	Cyanide Total	mg/kg	1		<1	-	<1	<1	<1	<1
	cyanides-complex	mg/kg	1		<1	-	<1	<1	<1	<1
	Nitrite (as N)	mg/kg	0.03		-	-	-	-	-	-
	Sulphate	mg/kg	200		-	-	-	-	-	-
PAH	Naphthalene	mg/kg	0.009	4900	<0.009	-	<0.009	<0.009	<0.009	<0.009
	Acenaphthene	mg/kg	0.008	15000	<0.008	-	<0.008	<0.008	<0.008	<0.008
	Acenaphthylene	mg/kg	0.012	15000	<0.012	-	<0.012	<0.012	<0.012	<0.012
	Fluoranthene	mg/kg	0.017	3100	<0.017	-	0.199	<0.017	<0.017	0.0537
	Anthracene	mg/kg	0.016	74000	<0.016	-	<0.016	<0.016	<0.016	<0.016
	Phenanthrene	mg/kg	0.015	3100	<0.015	-	0.09	<0.015	<0.015	<0.015
	Fluorene	mg/kg	0.01	9900	<0.01	-	<0.01	<0.01	<0.01	<0.01
	Chrysene	mg/kg	0.01	57	<0.01	-	0.0886	<0.01	<0.01	0.0285
	Pyrene	mg/kg	0.015	7400	<0.015	-	0.169	<0.015	<0.015	0.0445
	Benzo(a)anthracene	mg/kg	0.014	29	<0.014	-	0.0765	<0.014	<0.014	0.027
	Benzo(b)fluoranthene	mg/kg	0.015	7.1	<0.015	-	0.12	<0.015	<0.015	0.0412
	Benzo(k)fluoranthene	mg/kg	0.014	190	<0.014	-	0.0496	<0.014	<0.014	0.02
	Benzo(a)pyrene	mg/kg	0.015	5.7	<0.015	-	0.082	<0.015	<0.015	0.0253
	Dibenz(a,h)anthracene	mg/kg	0.023	0.57	<0.023	-	<0.023	<0.023	<0.023	<0.023
	Benzo(g,h,i)perylene	mg/kg	0.024	640	<0.024	-	0.06	<0.024	<0.024	<0.024
	Indeno(1,2,3-c,d)pyrene	mg/kg	0.018	82	<0.018	-	0.0758	<0.018	<0.018	0.0232
	PAH 16 Total	mg/kg	0.118		<0.118	-	1.01	<0.118	<0.118	0.263
TPH CWG	>C5-C6 Aliphatics	mg/kg	0.01	(sol)5700000[#5]	-	-	-	-	-	-
	>C6-C8 Aliphatics	mg/kg	0.01	600000	-	-	-	-	-	-
	>C10-C44 Aliphatics	mg/kg	5		-	-	-	-	-	-
	>C10-C44 Aliphatics/Aromatics	mg/kg	10		-	-	-	-	-	-
	>C8-C10 Aliphatics	mg/kg	0.01	13000	-	-	-	-	-	-
	>C10-C12 Aliphatics	mg/kg	0.01	13000	-	-	-	-	-	-
	>C12-C16 Aliphatics	mg/kg	0.1	13000	-	-	-	-	-	-
	>C16-C21 Aliphatics	mg/kg	0.1	125000[#6]	-	-	-	-	-	-
	>C21-C35 Aliphatics	mg/kg	0.1	125000[#6]	-	-	-	-	-	-
	>C35-C44 Aliphatics	mg/kg	0.1	250000	-	-	-	-	-	-
	>C5-C10 Aliphatics	mg/kg	0.05		-	-	-	-	-	-
	Total Aliphatics >C12-C44	mg/kg	0.1		-	-	-	-	-	-
	>EC5-EC10 Aromatics	mg/kg	0.05		-	-	-	-	-	-
	>EC6-EC7 Aromatics	mg/kg	0.01		-	-	-	-	-	-
	>EC7-EC8 Aromatics	mg/kg	0.01	56000	-	-	-	-	-	-
	>EC8-EC10 Aromatics	mg/kg	0.01	5000	-	-	-	-	-	-
	>EC10-EC12 Aromatics	mg/kg	0.01	5000	-	-	-	-	-	-
	>EC10-EC44 Aromatics	mg/kg	5		-	-	-	-	-	-
	>EC12-EC16 Aromatics	mg/kg	0.1	5100	-	-	-	-	-	-
	>EC16-EC21 Aromatics	mg/kg	0.1	3800	-	-	-	-	-	-
	>EC21-EC35 Aromatics	mg/kg	0.1	3800	-	-	-	-	-	-
	>EC35-EC44 Aromatics	mg/kg	0.1	3800	-	-	-	-	-	-
	>EC40-EC44 Aromatics	mg/kg	0.1		-	-	-	-	-	-
	>EC12-EC44 Aromatics	mg/kg	0.1		-	-	-	-	-	-
	TPH Aliphatics & Aromatics >C5-44	mg/kg	0.1		-	-	-	-	-	-
TPH	>C5-C6	mg/kg	0.02		<0.02	-	<0.02	<0.02	<0.02	<0.02

				Location Code	WS05001	WS05001	WS05002	WS05003	WS05004	WS05005
				Sample Depth Range	0.05-0.1	0.05-0.1	0.05-0.15	0.05-0.15	0.05-0.15	0.05-0.15
				Sampled Date Time	12/10/2019	12/12/2019	21/08/2019	20/08/2019	19/08/2019	22/08/2019
				LQM S4UL Public Open Space (POS) Residential - 1% SOM (GAC)						
Chem Group	**ChemName**	**output unit**	**EQL**							
	>C6-C7	mg/kg	0.02		<0.02	-	<0.02	<0.02	<0.02	<0.02
	>C7-C8	mg/kg	0.02		<0.02	-	<0.02	<0.02	<0.02	<0.02
	>C8-C10	mg/kg	0.02		<0.02	-	<0.02	<0.02	<0.02	<0.02
	>C10-C12	mg/kg	0.02		<0.02	-	<0.02	<0.02	<0.02	<0.02
	>C12-C16	mg/kg	35		<35	-	<35	<35	<35	<35
	>C16-C21	mg/kg	35		<35	-	<35	<35	<35	<35
	>C21-C28	mg/kg	35		<35	-	<35	<35	<35	<35
	>C28-C35	mg/kg	35		<35	-	<35	<35	<35	<35
	>C35-C40	mg/kg	35		<35	-	<35	<35	<35	<35
	GRO >C5-10	mg/kg	0.02		-	-	-	-	-	-
	TPH >C6-C40	mg/kg	10		-	-	-	-	-	-
	EPH>C5-40	mg/kg	35		<35	-	58.8	<35	<35	47.1
	EPH >C10-40	mg/kg	35		<35	-	58.8	<35	<35	47.1
	GRO >C5-12	mg/kg	0.1		<0.1	-	<0.1	<0.1	<0.1	<0.1
	Total Petroleum Hydrocarbons	mg/kg	35		-	-	-	-	-	-
BTEX and MTBE	Benzene	mg/kg	0.009	72	<0.009	-	<0.009	<0.009	<0.009	<0.009
	Toluene	mg/kg	0.007	56000	<0.007	-	<0.007	<0.007	<0.007	<0.007
	Ethylbenzene	mg/kg	0.004	24000	<0.004	-	<0.004	<0.004	<0.004	<0.004
	Xylene (m & p)	mg/kg	0.01	41000[#7]	<0.01	-	<0.01	<0.01	<0.01	<0.01
	Xylene (o)	mg/kg	0.01	41000	<0.01	-	<0.01	<0.01	<0.01	<0.01
	Xylene Total	mg/kg	0.02		-	-	-	-	-	-
	MTBE	mg/kg	0.01		<0.01	-	<0.01	<0.01	<0.01	<0.01
	Total BTEX	mg/kg	0.04		<0.04	-	<0.04	<0.04	<0.04	<0.04
VOC	Styrene	mg/kg	0.01		-	-	-	-	-	-
	cis-1,3-dichloropropene	mg/kg	0.01		-	-	-	-	-	-
	trans-1,3-dichloropropene	mg/kg	0.01		-	-	-	-	-	-
	1,1,1,2-tetrachloroethane	mg/kg	0.01	1400	-	-	-	-	-	-
	1,1,1-trichloroethane	mg/kg	0.007	140000	-	-	-	-	-	-
	1,1,2,2-tetrachloroethane	mg/kg	0.01	1400	-	-	-	-	-	-
	1,1,2-trichloroethane	mg/kg	0.01		-	-	-	-	-	-
	1,1-dichloroethane	mg/kg	0.008		-	-	-	-	-	-
	1,1-dichloroethene	mg/kg	0.01		-	-	-	-	-	-
	1,1-dichloropropene	mg/kg	0.01		-	-	-	-	-	-
	1,2,3-trichloropropane	mg/kg	0.016		-	-	-	-	-	-
	1,2,4-trimethylbenzene	mg/kg	0.009		-	-	-	-	-	-
	1,2-dibromo-3-chloropropane	mg/kg	0.014		-	-	-	-	-	-
	1,2-dibromoethane	mg/kg	0.01		-	-	-	-	-	-
	1,2-dichloroethane	mg/kg	0.005	29	-	-	-	-	-	-
	1,2-dichloropropane	mg/kg	0.01		-	-	-	-	-	-
	1,3,5-trimethylbenzene	mg/kg	0.008		-	-	-	-	-	-
	1,3-dichloropropane	mg/kg	0.007		-	-	-	-	-	-
	2,2-dichloropropane	mg/kg	0.01		-	-	-	-	-	-
	2-chlorotoluene	mg/kg	0.009		-	-	-	-	-	-
	4-chlorotoluene	mg/kg	0.01		-	-	-	-	-	-
	Bromobenzene	mg/kg	0.01		-	-	-	-	-	-
	Bromochloromethane	mg/kg	0.01		-	-	-	-	-	-
	Bromodichloromethane	mg/kg	0.007		-	-	-	-	-	-
	Bromoform	mg/kg	0.01		-	-	-	-	-	-
	Bromomethane	mg/kg	0.01		-	-	-	-	-	-
	Carbon disulfide	mg/kg	0.007	11000	-	-	-	-	-	-
	Carbon tetrachloride	mg/kg	0.01	890	-	-	-	-	-	-
	Chlorodibromomethane	mg/kg	0.01		-	-	-	-	-	-
	Chloroethane	mg/kg	0.01		-	-	-	-	-	-
	Chloroform	mg/kg	0.008	2500	-	-	-	-	-	-
	Chloromethane	mg/kg	0.007		-	-	-	-	-	-
	cis-1,2-dichloroethene	mg/kg	0.006		-	-	-	-	-	-
	Dibromomethane	mg/kg	0.009		-	-	-	-	-	-
	Dichlorodifluoromethane	mg/kg	0.006		-	-	-	-	-	-
	Dichloromethane	mg/kg	0.01		-	-	-	-	-	-
	Isopropylbenzene	mg/kg	0.005		-	-	-	-	-	-
	n-butylbenzene	mg/kg	0.011		-	-	-	-	-	-
	n-propylbenzene	mg/kg	0.01		-	-	-	-	-	-
	p-isopropyltoluene	mg/kg	0.01		-	-	-	-	-	-
	sec-butylbenzene	mg/kg	0.01		-	-	-	-	-	-
	Trichloroethene	mg/kg	0.009	120	-	-	-	-	-	-
	tert-butylbenzene	mg/kg	0.014		-	-	-	-	-	-
	Tetrachloroethene	mg/kg	0.005	1400	-	-	-	-	-	-
	trans-1,2-dichloroethene	mg/kg	0.01		-	-	-	-	-	-
	Trichlorofluoromethane	mg/kg	0.006		-	-	-	-	-	-
	Vinyl chloride	mg/kg	0.006	3.5	-	-	-	-	-	-
	tert-Amyl methyl ether	mg/kg	0.01		-	-	-	-	-	-
VOC/SVOC	1,2,3-trichlorobenzene	mg/kg	0.02	1800	-	-	-	-	-	-
	1,2,4-trichlorobenzene	mg/kg	0.02	15000	-	-	-	-	-	-
	1,2-dichlorobenzene	mg/kg	0.01	90000	-	-	-	-	-	-
	1,3,5-Trichlorobenzene	mg/kg	0.02	1700	-	-	-	-	-	-
	1,3-dichlorobenzene	mg/kg	0.008	300	-	-	-	-	-	-
	1,4-dichlorobenzene	mg/kg	0.005	17000	-	-	-	-	-	-

				Location Code	WS05001	WS05001	WS05002	WS05003	WS05004	WS05005
				Sample Depth Range	0.05-0.1	0.05-0.1	0.05-0.15	0.05-0.15	0.05-0.15	0.05-0.15
				Sampled Date Time	12/10/2019	12/12/2019	21/08/2019	20/08/2019	19/08/2019	22/08/2019
				LQM S4UL Public Open Space (POS) Residential - 1% SOM (GAC)						
Chem Group	**ChemName**	**output unit**	**EQL**							
	Chlorobenzene	mg/kg	0.005	11000	-	-	-	-	-	-
	Hexachlorobutadiene	mg/kg	0.02	25	-	-	-	-	-	-
SVOC	4-bromophenyl phenyl ether	mg/kg	0.1		-	-	-	-	-	-
	4-nitroaniline	mg/kg	0.1		-	-	-	-	-	-
	4-nitrophenol	mg/kg	0.1		-	-	-	-	-	-
	2,4,5-trichlorophenol	mg/kg	0.1		-	-	-	-	-	-
	2,4,6-trichlorophenol	mg/kg	0.1		-	-	-	-	-	-
	2,4-dichlorophenol	mg/kg	0.1		-	-	-	-	-	-
	2,4-dimethylphenol	mg/kg	0.1		-	-	-	-	-	-
	2,4-dinitrotoluene	mg/kg	0.1		<1	-	<1	<1	<1	<1
	2,6-dinitrotoluene	mg/kg	0.1		<1	-	<1	<1	<1	<1
	2-chloronaphthalene	mg/kg	0.1		-	-	-	-	-	-
	2-chlorophenol	mg/kg	0.1		-	-	-	-	-	-
	2-methylnaphthalene	mg/kg	0.1		-	-	-	-	-	-
	2-methylphenol	mg/kg	0.1		-	-	-	-	-	-
	2-nitroaniline	mg/kg	0.1		-	-	-	-	-	-
	2-nitrophenol	mg/kg	0.1		-	-	-	-	-	-
	3-nitroaniline	mg/kg	0.1		-	-	-	-	-	-
	4-chloro-3-methylphenol	mg/kg	0.1		-	-	-	-	-	-
	4-chloroaniline	mg/kg	0.1		-	-	-	-	-	-
	4-chlorophenyl phenyl ether	mg/kg	0.1		-	-	-	-	-	-
	4-methylphenol	mg/kg	0.1		-	-	-	-	-	-
	Azobenzene	mg/kg	0.1		-	-	-	-	-	-
	Bis(2-chloroethoxy) methane	mg/kg	0.1		-	-	-	-	-	-
	Bis(2-chloroethyl)ether	mg/kg	0.1		-	-	-	-	-	-
	Bis(2-chloroisopropyl) ether	mg/kg	0.1		-	-	-	-	-	-
	Bis(2-ethylhexyl) phthalate	mg/kg	0.1		-	-	-	-	-	-
	Butyl benzyl phthalate	mg/kg	0.1		-	-	-	-	-	-
	Carbazole	mg/kg	0.1		-	-	-	-	-	-
	Dibenzofuran	mg/kg	0.1		-	-	-	-	-	-
	Diethylphthalate	mg/kg	0.1		-	-	-	-	-	-
	Dimethyl phthalate	mg/kg	0.1		-	-	-	-	-	-
	Di-n-butyl phthalate	mg/kg	0.1		-	-	-	-	-	-
	Di-n-octyl phthalate	mg/kg	0.1		-	-	-	-	-	-
	Hexachlorobenzene	mg/kg	0.05	16	-	-	-	-	-	-
	Hexachlorocyclopentadiene	mg/kg	0.1		-	-	-	-	-	-
	Hexachloroethane	mg/kg	0.1		-	-	-	-	-	-
	Isophorone	mg/kg	0.1		-	-	-	-	-	-
	Nitrobenzene	mg/kg	0.1		-	-	-	-	-	-
	N-nitrosodi-n-propylamine	mg/kg	0.1		-	-	-	-	-	-
	Pentachloronitrobenzene	mg/kg	0.05		-	-	-	-	-	-
	Pentachlorophenol	mg/kg	0.1	60	-	-	-	-	-	-
PCB	Heptachlorobiphenyl, 2,3,3,4,4,5,5- (PCB 189)	mg/kg	0.003		-	-	-	-	-	-
	Hexachlorobiphenyl, 2,3,3,4,4,5- (PCB 156)	mg/kg	0.003		-	-	-	-	-	-
	Hexachlorobiphenyl, 2,3,3,4,4,5- (PCB 157)	mg/kg	0.003		-	-	-	-	-	-
	Hexachlorobiphenyl, 2,3,4,4,5,5- (PCB 167)	mg/kg	0.003		-	-	-	-	-	-
	Hexachlorobiphenyl, 3,3,4,4,5,5- (PCB 169)	mg/kg	0.003		-	-	-	-	-	-
	PCB 101	mg/kg	0.003		-	-	-	-	-	-
	PCB 118	mg/kg	0.003		-	-	-	-	-	-
	PCB 138	mg/kg	0.003		-	-	-	-	-	-
	PCB 153	mg/kg	0.003		-	-	-	-	-	-
	PCB 180	mg/kg	0.003		-	-	-	-	-	-
	PCB 28	mg/kg	0.003		-	-	-	-	-	-
	PCB 52	mg/kg	0.003		-	-	-	-	-	-
	Pentachlorobiphenyl, 2,3,3,4,4- (PCB 105)	mg/kg	0.003		-	-	-	-	-	-
	Pentachlorobiphenyl, 2,3,4,4,5- (PCB 114)	mg/kg	0.003		-	-	-	-	-	-
	Pentachlorobiphenyl, 2,3,4,4,5- (PCB 123)	mg/kg	0.003		-	-	-	-	-	-
	Pentachlorobiphenyl, 3,3,4,4,5- (PCB 126)	mg/kg	0.003		-	-	-	-	-	-
	Tetrachlorobiphenyl, 3,3,4,4- (PCB 77)	mg/kg	0.003		-	-	-	-	-	-
	Tetrachlorobiphenyl, 3,4,4,5- (PCB 81)	mg/kg	0.003		-	-	-	-	-	-
	Total PCB 7 Congeners	mg/kg	0.021		-	-	-	-	-	-
	Total PCB WHO 12	mg/kg	0.036		-	-	-	-	-	-
Phenolics	Xylenols	mg/kg	0.015		<0.015	-	<0.015	<0.015	<0.015	0.0363
	Cresol Total	mg/kg	0.01		<0.01	-	<0.01	<0.01	<0.01	0.0363
	Phenol	mg/kg	0.01	(dir)760[#8]	<0.01	-	<0.01	<0.01	<0.01	<0.01
	Phenols Monohydric	mg/kg	0.035		<0.035	-	<0.035	<0.035	<0.035	0.0726
Organotins	Dibutyltin	mg/kg			-	-	-	-	-	-
	Monophenyltin	mg/kg			-	-	-	-	-	-
	Diphenyltin	mg/kg			-	-	-	-	-	-
	Monobutyltin	mg/kg			-	-	-	-	-	-
	Tetrabutyltin	mg/kg			-	-	-	-	-	-
	Tributyltin	mg/kg			-	-	-	-	-	-
	Triphenyltin	mg/kg			-	-	-	-	-	-
Pesticides	Heptachlor epoxide	mg/kg	0.05		-	-	-	-	-	-
	Tecnazene	mg/kg	0.05		-	-	-	-	-	-
	2,4,5-TP (Silvex)	mg/kg			-	-	-	-	-	-
	Hedonal	mg/kg			-	-	-	-	-	-

				Location Code	WS05001	WS05001	WS05002	WS05003	WS05004	WS05005
				Sample Depth Range	0.05-0.1	0.05-0.1	0.05-0.15	0.05-0.15	0.05-0.15	0.05-0.15
				Sampled Date Time	12/10/2019	12/12/2019	21/08/2019	20/08/2019	19/08/2019	22/08/2019
			LQM S4UL Public Open Space (POS) Residential - 1% SOM (GAC)							
Chem Group	ChemName	output unit	EQL							
	2,4-DDT	mg/kg	0.05		-	-	-	-	-	-
	2,4-Dichlorprop	mg/kg			-	-	-	-	-	-
	4-(2,4-Dichlorophenoxy)butyric Acid (2,4-DB)	mg/kg			-	-	-	-	-	-
	4,4-DDE	mg/kg	0.05		-	-	-	-	-	-
	a-BHC	mg/kg	0.05	24	-	-	-	-	-	-
	Aldrin	mg/kg	0.05	18	-	-	-	-	-	-
	Atrazine	mg/kg	0.05	1200	-	-	-	-	-	-
	Azinophos methyl	mg/kg	0.05		-	-	-	-	-	-
	b-BHC	mg/kg	0.05	8.1	-	-	-	-	-	-
	Bentazone	mg/kg			-	-	-	-	-	-
	Chlordane (cis)	mg/kg	0.05		-	-	-	-	-	-
	Chlordane (trans)	mg/kg	0.05		-	-	-	-	-	-
	Chlorfenvinphos	mg/kg	0.05		-	-	-	-	-	-
	Chlorotoluron	mg/kg			-	-	-	-	-	-
	Chlorpyrifos-methyl	mg/kg	0.05		-	-	-	-	-	-
	Cyanazine	mg/kg			-	-	-	-	-	-
	d-BHC	mg/kg	0.05		-	-	-	-	-	-
	DDD	mg/kg	0.05		-	-	-	-	-	-
	DDT	mg/kg	0.05		-	-	-	-	-	-
	Chlorothalonil	mg/kg	0.05		-	-	-	-	-	-
	Diazinon	mg/kg	0.05		-	-	-	-	-	-
	Dichlorvos	mg/kg	0.05	16	-	-	-	-	-	-
	Dieldrin	mg/kg	0.05	18	-	-	-	-	-	-
	Dimethoate	mg/kg	0.05		-	-	-	-	-	-
	Disulfoton	mg/kg	0.05		-	-	-	-	-	-
	Diuron	mg/kg			-	-	-	-	-	-
	Endosulfan I	mg/kg	0.05	1200	-	-	-	-	-	-
	Endosulfan II	mg/kg	0.05		-	-	-	-	-	-
	Endosulfan sulphate	mg/kg	0.05		-	-	-	-	-	-
	Endrin	mg/kg	0.05		-	-	-	-	-	-
	Fenitrothion	mg/kg	0.05		-	-	-	-	-	-
	Fenthion	mg/kg	0.05		-	-	-	-	-	-
	Fluroxypyr	mg/kg			-	-	-	-	-	-
	g-BHC (Lindane)	mg/kg	0.05	8.2	-	-	-	-	-	-
	Heptachlor	mg/kg	0.05		-	-	-	-	-	-
	Isodrin	mg/kg	0.05		-	-	-	-	-	-
	Isoproturon	mg/kg			-	-	-	-	-	-
	Linuron	mg/kg			-	-	-	-	-	-
	Malathion	mg/kg	0.05		-	-	-	-	-	-
	2-Methyl-4-chlorophenoxyacetic acid	mg/kg			-	-	-	-	-	-
	2-Methyl-4-Chlorophenoxy Butanoic Acid	mg/kg			-	-	-	-	-	-
	Mecoprop	mg/kg			-	-	-	-	-	-
	Methoxychlor	mg/kg	0.05		-	-	-	-	-	-
	Methyl parathion	mg/kg	0.05		-	-	-	-	-	-
	Mevinphos (Phosdrin)	mg/kg	0.05		-	-	-	-	-	-
	Nitroguanidine	mg/kg			<0.25	-	<0.5	<0.5	<0.25	<0.5
	o,p-DDD	mg/kg	0.05		-	-	-	-	-	-
	o,o'-DDE	mg/kg	0.05		-	-	-	-	-	-
	o,p-Methoxychlor	mg/kg	0.05		-	-	-	-	-	-
	Parathion	mg/kg	0.05		-	-	-	-	-	-
	Pendimethalin	mg/kg	0.05		-	-	-	-	-	-
	Permethrin	mg/kg	0.05		-	-	-	-	-	-

				Location Code	WS05001	WS05001	WS05002	WS05003	WS05004	WS05005
				Sample Depth Range	0.05-0.1	0.05-0.1	0.05-0.15	0.05-0.15	0.05-0.15	0.05-0.15
				Sampled Date Time	12/10/2019	12/12/2019	21/08/2019	20/08/2019	19/08/2019	22/08/2019
				LQM S4UL Public Open Space (POS) Residential - 1% SOM (GAC)						
Chem Group	**ChemName**	**output unit**	**EQL**							
	Permethrin II	mg/kg	0.05		-	-	-	-	-	-
	Phorate	mg/kg	0.05		-	-	-	-	-	-
	Prometryn	mg/kg	0.05		-	-	-	-	-	-
	Pronamide	mg/kg	0.05		-	-	-	-	-	-
	Propazine	mg/kg	0.05		-	-	-	-	-	-
	Simazine	mg/kg	0.05		-	-	-	-	-	-
	Terbutryn	mg/kg	0.05		-	-	-	-	-	-
	Terbutylazine	mg/kg	0.05		-	-	-	-	-	-
	Triadimefon	mg/kg	0.05		-	-	-	-	-	-
	Triallate	mg/kg	0.05		-	-	-	-	-	-
	Triclopyr	mg/kg			-	-	-	-	-	-
	Trifluralin	mg/kg	0.05		-	-	-	-	-	-
	Telodrin	mg/kg	0.05		-	-	-	-	-	-
Radionuclides	Caesium-137	Bq/kg	1.4		-	8.8	-	-	-	-
	Protactinium-234m	Bq/kg	140		-	<190	-	-	-	-
	Americium-241	Bq/g	0.0022		-	<0.0051	-	-	-	-
	Beryllium-7	Bq/g	0.016		-	<0.02	-	-	-	-
	Cobalt-60	Bq/g	0.0015		-	<0.0018	-	-	-	-
	Gross alpha	Bq/kg	54		-	223	-	-	-	-
	Gross beta	Bq/kg	87		-	670	-	-	-	-
	Lead-210	Bq/kg	22		-	<38	-	-	-	-
	Potassium-40	Bq/kg	2		-	416	-	-	-	-
	Radium -224	Bq/g	0.022		-	<0.049	-	-	-	-
	Radium-226	Bq/g	0.0005		-	<0.035 - 0.0116	-	-	-	-
	Thorium-228	Bq/g	0.0005		-	0.033	-	-	-	-
	Thorium-230	Bq/g	0.0005		-	0.0229	-	-	-	-
	Thorium-232	Bq/g	0.0005		-	0.0306	-	-	-	-
	Thorium-234	Bq/g	0.025		-	<0.041	-	-	-	-
	Uranium-234	Bq/g	0.0005		-	0.0174	-	-	-	-
	Uranium-235	Bq/g	0.0005		-	<0.0022	-	-	-	-
SVOC TIC	SVOC TICS - Detect	Detect			-	-	-	-	-	-
	SVOC Tentatively Identified Compounds	mg/kg	0.1		-	-	-	-	-	-
VOC TIC	VOC Tentatively Identified Compounds	mg/kg	0.05		-	-	-	-	-	-
Explosives	2,2,4,4,6,6-Hexanitrostilbene	mg/kg			<0.5	-	<0.5	<0.5	<0.5	<0.5
	2,4,6-Trinitrotoluene (TNT)	mg/kg		130	<0.1	-	<0.1	<0.1	<0.1	<0.1
	2,4,6-trinitrophenyl	mg/kg			<0.1	-	<0.2	<0.2	<0.1	<0.2
	HMX	mg/kg		13000	<2	-	<2	<2	<2	<2
	Ethylene glycol dinitrate	mg/kg			<1	-	<1	<1	<1	<1
	Nitrocellulose (12% N)	mg/kg			<5000	-	<5000	<5000	<5000	<5000
	Nitroglycerine	mg/kg			<1	-	<1	<1	<1	<1
	PETN	mg/kg			<5	-	<5	<5	<5	<5
	RDX	mg/kg		26000	<2	-	<2	<2	<2	<2
	Tetryl	mg/kg			<1	-	<1	<1	<1	<1
NA	Actinium-228	Bq/kg	2		-	26.2	-	-	-	-
	Caesium-134	Bq/kg	1.7		-	<2.3	-	-	-	-
	Bismuth-212	Bq/kg	19		-	<25	-	-	-	-
	Bismuth-214	Bq/kg	2		-	14.8	-	-	-	-
	Lead-212	Bq/kg	2		-	27.7	-	-	-	-
	Lead-214	Bq/kg	2		-	19	-	-	-	-
	Thallium-208	Bq/kg	2		-	9.2	-	-	-	-
Other	Temperature	°C			13.2	-	20.1	20.9	18.5	20.1
	Conductivity @ 20oC	uS/cm	14		324 - 345	-	616 - 631	146 - 149	503 - 823	522 - 804
	Organic Matter	%	0.35		-	-	-	-	-	-
	Moisture Content (dried @35oC)	%			25	-	18	24	20	18
	pH (Lab)	pH Units	1		8.1 - 8.57	-	7.33 - 8.91	7.85 - 8.56	7.65 - 8.91	7.9 - 8.89
	Total Organic Carbon	%	0.2		0.788	-	1.69	0.906	1.21	1.1

Environmental Standards Comments
#1:GAC is only presented as speciated chromium. 7.7mg/kg is used for hexavalent. If hexavalent chromium (CrVI) data is available, a value of 1,500mg/kg may be appropriate for the remaining trivalent chromium (CrIII).
#2:C4SL for lead adopted
#3:GAC only presented as speciated mercury. 16mg/kg is used for elemental mercury. If the CSM indicates that elemental mercury is not a CoC and mercury is present in an inorganic form, a value of 120mg/kg for inorganic mercury may be appropriate
#4:Updated S4UL for nickel
#5:S4UL exceeds solublity saturation limit
#6:Criteria derived for Ali>C16-C35 split between Ali>C16-21 & Ali>C21-35. Requires summation of fractions to use Ali>C16-C35 criteria.
#7:Criteria presented is for p-xylene. A separate value is presented for o-xylene.
#8:S4UL based on a threshold protective of direct skin contact with phenol

Key

<0.6	Result MDL exceeds GAC
27.8	Result exceeds GAC

Notes
Where a range is given a determinand has been analysed for by more than one method

Annex A-C Soil leachate assessment screening results

Uncontrolled when printed – Copyright © - 2022
National Highways Limited – all rights reserved

						Location_Code	BH01001A	BH01001A	BH01001	BH01001	BH01001	BH01001	BH01001	BH01002	BH01002	BH01002
						Sample_Depth_Range	0.05-0.15	1-1.2	0.05-0.15	1.6-1.7	2.4-2.5	3.1-3.2	3.9-4	0.1-0.3	0.4-0.6	1.3-1.4
						Sampled_Date_Time	13/11/2019	13/11/2019	04/09/2019	09/09/2019	09/09/2019	09/09/2019	09/09/2019	24/10/2019	24/10/2019	26/10/2019
				UK Drinking Water Standards (GAC)	UK Estuaries and coastal waters EQS (GAC)	UK Freshwater EQS (GAC)										
Chem_Group	**ChemName**	**output unit**	**EQL**													
Metals	Antimony	µg/L	1	5[#1]			2.74	2.32	2.16	3.13	2.42	10.5	<1	5.7	1.61	<1
	Arsenic	µg/L	0.5	10[#1]	25[#2]	50[#2]	4.73	4.22	4.58	3.82	3.41	2.77	<0.5	1.56	0.734	<0.5
	Boron	µg/L	10	1000[#1]	7000[#3]	2000[#3]	93.4	67.7	42	52.1	125	279	69.2	43.2	23.3	15.6
	Cadmium	µg/L	0.08	5[#1]	0.2[#4]	0.08[#5]	<0.08	<0.08	<0.08	<0.08	<0.08	<0.08	<0.08	<0.08	<0.08	<0.08
	Chromium (hexavalent)	µg/L	3		0.6[#4]	3.4[#4]	<3	<3	<3	19	<3	<3	<3	<3	<3	<3
	Chromium	µg/L	1	50[#1]	0.6[#4]	3.4[#6]	<1	1.48	2.47	17.5	3.24	<1	<1	<1	<1	<1
	Chromium (Trivalent)	µg/L	3			4.7[#4]	<3	<3	<3	<3	3.24	<3	<3	<3	<3	<3
	Cobalt	µg/L	0.5		3[#7]	3[#7]	<0.5	<0.5	<0.5	<0.5	<0.5	0.566	<0.5	<0.5	<0.5	<0.5
	Copper	µg/L	0.3	2000[#1]	3.76[#8]	1(bio)[#9]	13.9	5.85	23.8	5.13	5.76	17.1	1.37	7.5	6.09	3.08
	Lead	µg/L	0.2	10[#1]	1.3[#4]	1.2(bio)[#9]	0.769	<0.2	1.03	<0.2	<0.2	0.246	<0.2	<0.2	<0.2	<0.2
	Mercury	µg/L	0.01	1[#1]	0.07(MAC)[#10]	0.07(MAC)[#10]	<0.01	<0.01	0.105	<0.01	<0.01	<0.01	<0.01	0.0116	0.0109	<0.01
	Molybdenum	µg/L	3	70[#11]			4.1	9.61	<3	22.4	21.1	54.8	<3	<3	3.33	<3
	Nickel	µg/L	0.4	20[#1]	8.6[#4]	4(bio)[#9]	3.7	1.18	5.8	0.789	1.79	7.07	0.685	2.94	2.42	2.12
	Selenium	µg/L	1	10[#1]			1.19	1.89	1.07	<1	1.6	2.59	1.68	1.05	<1	<1
	Vanadium	µg/L	1		100[#12]	20[#13]	4.53	3.19	6.01	5.37	4.71	2.91	<1	2.26	<1	<1
	Zinc	µg/L	1	3000[#14]		10.9(bio)[#9]	97.9	<1	7.8	1.39	5.99	3.09	2.53	<1	<1	<1
Inorganics	Ammoniacal Nitrogen as N	mg/L	0.01		0.021[#2]	0.6[#15]	0.0297	0.02	0.0172	0.0163	0.0296	0.0665	0.0165	0.0208	0.0149	0.0182
	Calcium	mg/L	0.2				61.1	64.4	24.1	27.8	67.7	60.5	91.7	52.8	48	60.7
	Chloride	mg/L	2	250[#1]		250[#3]	2.5	3.9	2.7	2.9	4.4	24	16.1	3.6	3.9	348
	Cyanide (Free)	µg/L	2.5	50[#1]	1[#2]	1[#2]	<2.5	<2.5	<2.5	<2.5	<2.5	<2.5	<2.5	<2.5	<2.5	<2.5
	Cyanide Total	µg/L	5	50[#1]	1[#2]	1[#2]	<5	<5	<5	<5	<5	9.86	<5	<5	<5	<5
	cyanides-complex	µg/L	5	50[#1]	1[#2]	1[#2]	<5	<5	<5	<5	<5	9.86	<5	<5	<5	<5
	Fluoride	µg/L	500	1500[#1]	5000[#7]	1000[#16]	1300	1040	1180	687	1670	1190	<500	<500	873	3780
	Magnesium	mg/L	0.036				2.89	3.86	1.28	1.83	4.89	13.3	4.41	4.37	7	41.7
	Potassium	mg/L	0.2				14	4.89	7.07	8.48	11.8	17.9	1.61	6.47	4.04	1.74
	Sodium	mg/L	0.076	200[#1]			7.44	5.31	5.6	3.74	8.96	69.2	16.8	5.54	10.4	183
	Sulphate	mg/L	2	250(SO4)[#17]		400[#3]	<2	15.2	<2	21.6	51.9	170	98.8	<2	<2	56.5
Phenolics	Xylenols	µg/L	0.5				<0.5	<0.5	<0.5	<0.5	<0.5	<0.5	<0.5	<0.5	<0.5	<0.5
	Cresol Total	µg/L	0.5				<0.5	<0.5	<0.5	<5	<7	<4	<2	<0.5	<0.5	<0.5
	Phenol	µg/L	0.5	5800[#18]	7.7[#2]	7.7[#2]	<0.5	<0.5	<0.5	<0.5	<0.5	<0.5	<0.5	<0.5	<0.5	<0.5
	Phenols Monohydric	µg/L	0.5				<0.5	<0.5	<0.5	<5	<7	<4	<2	<0.5	<0.5	<0.5
Other	Conductivity @ 20oC	µS/cm					-	-	-	-	-	-	-	-	-	-

Environmental Standards Comments
#1:Water Supply (Water Quality) Regulations 2016.
#2:Water Framework Directive (Standards and Classification) Directions (England and Wales) 2015.
#3:Operational Targets and EQS. EA, April 2018
#4:Water Framework Directive (Standards & Classification) Directions (England & Wales) 2015. Dissolved fraction.
#5:Water Framework Directive (Standards & Classification) Directions (England & Wales) 2015. Dissolved fraction. Lowest criteria presented (<40mg/l of CaCO3). See 'further assessment' if criteria exceeded and hardness (CaCO3) data available.
#6:Water Framework Directive (Standards and Classification) Directions (England and Wales) 2015. Dissolved Fraction. If hexavalent chromium (CrVI) data is available, a value of 4.7µg/l may be appropriate for the remaining trivalent chromium (CrIII).
#7:Operational Targets and EQS. EA, April 2018. Dissolved fraction.
#8:Water Framework Directive (Standards and Classification) Directions (England and Wales) 2015. Dissolved Fraction. If DOC >1mg/l then a higher criteria applies [3.76+(2.677x((DOC/2)-0.5))]
#9:Water Framework Directive (Standards & Classification) Directions (England & Wales) 2015. Dissolved & bioavailable (bio) fraction plus background. M-BAT tool to assess: http://wfduk.org/resources/rivers-lakes-metal-bioavailability-assessment-tool-m-bat
#10:Water Framework Directive (Standards and Classification) Directions (England and Wales) 2015. Dissolved Fraction. MAC adopted in absence of AA value.
#11:Guidelines for Drinking-water Quality, 4th Edition. WHO, 2011. Informal value.
#12:Operational Targets and EQS. EA, April 2018.
#13:Operational Targets and EQS. EA, April 2018. Lowest criteria presented (<200mg/l CaCO3). See 'further assessment' values if criteria exceeded and hardness (CaCO3) data available.
#14:Guidelines for Drinking-water Quality, 4th Edition. WHO, 2011. Based on taste rather than a formal guideline.
#15:Water Framework Directive (Standards and Classification) Directions (England and Wales) 2015. Indicator of 'good' status (90%ile) - Ammonia standard for lakes and rivers (total ammonia as nitrogen).
#16:Operational Targets and EQS. EA, April 2018. Dissolved fraction. Lowest criteria presented (<50 mg/l CaCO3). See 'further assessment' values if criteria exceeded and hardness (CaCO3) data available.
#17:Water Supply (Water Quality) Regulations 2016. As SO4.
#18:US EPA Regional Screening Levels, May 2019. https://www.epa.gov/risk/regional-screening-levels-rsls-generic-tables

Key

<0.6	Result MDL exceeds GAC
27.8	Result exceeds GAC
-	Determinand not tested for

Notes
Where a range is given a determinand has been analysed for by more than one method

						Location_Code	BH01003	BH01003	BH01003	BH01003	BH01003	BH01003	BH01004	BH01004	BH01004	BH01005	BH01005
						Sample_Depth_Range	0.05-0.15	0.6-0.7	0.9-1.1	1.8-1.9	5.15-5.25	8.3-8.4	0.05-0.15	1-1.2	3-3.1	0.05-0.1	2.2-2.3
						Sampled_Date_Time	14/10/2019	14/10/2019	14/10/2019	16/10/2019	16/10/2019	16/10/2019	27/09/2019	27/09/2019	30/09/2019	22/07/2019	25/07/2019
				UK Drinking Water Standards (GAC)	UK Estuaries and coastal waters EQS (GAC)	UK Freshwater EQS (GAC)											
Chem_Group	**ChemName**	**output unit**	**EQL**														
Metals	Antimony	µg/L	1	5[#1]			1.63	<1	<1	<1	<1	<1	2.13	<1	<1	1.71	<1
	Arsenic	µg/L	0.5	10[#1]	25[#2]	50[#2]	0.526	<0.5	<0.5	<0.5	<0.5	<0.5	8.76	0.603	16.1	1.86	<0.5
	Boron	µg/L	10	1000[#1]	7000[#3]	2000[#3]	17.1	27.5	26.9	19.3	35.3	15.5	75.8	36.6	194	66.3	19.7
	Cadmium	µg/L	0.08	5[#1]	0.2[#4]	0.08[#5]	<0.08	<0.08	<0.08	<0.08	<0.08	<0.08	<0.08	<0.08	<0.08	<0.08	<0.08
	Chromium (hexavalent)	µg/L	3		0.6[#4]	3.4[#4]	<3	<3	<3	<3	<3	<3	<3	<3	<3	<3	<3
	Chromium	µg/L	1	50[#1]	0.6[#4]	3.4[#6]	<1	<1	<1	<1	<1	<1	<1	<1	1.6	1.64	<1
	Chromium (Trivalent)	µg/L	3			4.7[#4]	<3	<3	<3	<3	<3	<3	<3	<3	<3	<3	<3
	Cobalt	µg/L	0.5		3[#7]	3[#7]	<0.5	<0.5	<0.5	<0.5	<0.5	<0.5	<0.5	<0.5	0.953	<0.5	1
	Copper	µg/L	0.3	2000[#1]	3.76[#8]	1(bio)[#9]	5.53	1.23	2.89	1.28	<0.3	<0.3	17.7	4.67	2.29	24.8	<0.3
	Lead	µg/L	0.2	10[#1]	1.3[#4]	1.2(bio)[#9]	<0.2	<0.2	<0.2	<0.2	<0.2	<0.2	<0.2	<0.2	1.34	1.07	<0.2
	Mercury	µg/L	0.01	1[#1]	0.07(MAC)[#10]	0.07(MAC)[#10]	<0.01	<0.01	<0.01	<0.01	<0.01	<0.01	0.0119	0.0107	<0.01	0.0335	<0.01
	Molybdenum	µg/L	3	70[#11]			<3	<3	8.77	<3	<3	<3	<3	<3	<3	3.3	<3
	Nickel	µg/L	0.4	20[#1]	8.6[#4]	4(bio)[#9]	1.26	<0.4	1.01	<0.4	<0.4	<0.4	4.31	1.53	1.31	5.01	1.73
	Selenium	µg/L	1	10[#1]			<1	<1	<1	<1	<1	<1	<1	<1	<1	<1	<1
	Vanadium	µg/L	1		100[#12]	20[#13]	<1	<1	<1	<1	<1	<1	4.34	<1	6.34	3.22	1.13
	Zinc	µg/L	1	3000[#14]		10.9(bio)[#9]	7.67	<1	24.2	1.89	<1	<1	10.5	3.4	12.9	4.36	4.32
Inorganics	Ammoniacal Nitrogen as N	mg/L	0.01		0.021[#2]	0.6[#15]	0.0199	0.0106	0.0239	0.0186	<0.01	<0.01	0.049	0.017	0.0189	0.0304	0.0129
	Calcium	mg/L	0.2				51.2	45.1	42	21.7	52.8	13.5	105	33.1	9.24	37.2	7.93
	Chloride	mg/L	2	250[#1]		250[#3]	<2	<2	<2	<2	3.3	<2	15.8	3	22.7	10	2.3
	Cyanide (Free)	µg/L	2.5	50[#1]	1[#2]	1[#2]	<2.5	<2.5	<2.5	<2.5	<2.5	<2.5	<2.5	<2.5	<2.5	<2.5	<2.5
	Cyanide Total	µg/L	5	50[#1]	1[#2]	1[#2]	<5	<5	<5	<5	<5	<5	<5	<5	<5	<5	<5
	cyanides-complex	µg/L	5	50[#1]	1[#2]	1[#2]	<5	<5	<5	<5	<5	<5	<5	<5	<5	<5	<5
	Fluoride	µg/L	500	1500[#1]	5000[#7]	1000[#16]	<500	<500	4050	<500	<500	<500	<500	814	1000	654	<500
	Magnesium	mg/L	0.036				1.12	1.49	1.95	1.69	0.675	0.693	4.64	1.02	0.281	1.74	1.2
	Potassium	mg/L	0.2				0.261	0.257	0.534	1.13	<0.2	0.692	15.7	3.8	1.79	15.2	0.253
	Sodium	mg/L	0.076	200[#1]			5.07	4.58	6.12	5.02	9.9	6.73	16.5	13.9	36.3	6.43	4.92
	Sulphate	mg/L	2	250(SO4)[#17]		400[#3]	<2	3.3	6.6	2.5	39.1	13.9	<2	7.4	8.3	<2	22.8
Phenolics	Xylenols	µg/L	0.5				<0.5	<2	<1	<0.5	<0.5	<0.5	<0.5	<0.5	<0.5	<0.5	<0.5
	Cresol Total	µg/L	0.5				<0.5	<3	<2	<0.5	<0.5	<0.5	<0.5	<0.5	<0.5	<0.5	<3
	Phenol	µg/L	0.5	5800[#18]	7.7[#2]	7.7[#2]	0.55	<0.5	<1	<0.5	<0.5	<0.5	<1	<2	<1.5	<0.5	<0.5
	Phenols Monohydric	µg/L	0.5				0.55	<5	<4	<0.5	<0.5	<0.5	<1	<2	<1.5	<0.5	<3
Other	Conductivity @ 20oC	µS/cm					-	-	-	-	-	-	-	-	-	-	-

Environmental Standards Comments
#1:Water Supply (Water Quality) Regulations 2016.
#2:Water Framework Directive (Standards and Classification) Directions (England and Wales) 2015.
#3:Operational Targets and EQS. EA, April 2018
#4:Water Framework Directive (Standards & Classification) Directions (England & Wales) 2015. Dissolved fraction.
#5:Water Framework Directive (Standards & Classification) Directions (England & Wales) 2015. Dissolved fraction. Lowest criteria presented (<40mg/l of CaCO3). See 'further assessment' if criteria exceeded and hardness (CaCO3) data available.
#6:Water Framework Directive (Standards and Classification) Directions (England and Wales) 2015. Dissolved Fraction. If hexavalent chromium (CrVI) data is available, a value of 4.7µg/l may be appropriate for the remaining trivalent chromium (CrIII).
#7:Operational Targets and EQS. EA, April 2018. Dissolved fraction.
#8:Water Framework Directive (Standards and Classification) Directions (England and Wales) 2015. Dissolved Fraction. If DOC >1mg/l then a higher criteria applies [3.76+(2.677x((DOC/2)-0.5))]
#9:Water Framework Directive (Standards & Classification) Directions (England & Wales) 2015. Dissolved & bioavailable (bio) fraction plus background. M-BAT tool to assess: http://wfduk.org/resources/rivers-lakes-metal-bioavailability-assessment-tool-m-bat
#10:Water Framework Directive (Standards and Classification) Directions (England and Wales) 2015. Dissolved Fraction. MAC adopted in absence of AA value.
#11:Guidelines for Drinking-water Quality, 4th Edition. WHO, 2011. Informal value.
#12:Operational Targets and EQS. EA, April 2018.
#13:Operational Targets and EQS. EA, April 2018. Lowest criteria presented (<200mg/l CaCO3). See 'further assessment' values if criteria exceeded and hardness (CaCO3) data available.
#14:Guidelines for Drinking-water Quality, 4th Edition. WHO, 2011. Based on taste rather than a formal guideline.
#15:Water Framework Directive (Standards and Classification) Directions (England and Wales) 2015. Indicator of 'good' status (90%ile) - Ammonia standard for lakes and rivers (total ammonia as nitrogen).
#16:Operational Targets and EQS. EA, April 2018. Dissolved fraction. Lowest criteria presented (<50 mg/l CaCO3). See 'further assessment' values if criteria exceeded and hardness (CaCO3) data available.
#17:Water Supply (Water Quality) Regulations 2016. As SO4.
#18:US EPA Regional Screening Levels, May 2019. https://www.epa.gov/risk/regional-screening-levels-rsls-generic-tables

Key

<0.6	Result MDL exceeds GAC
27.8	Result exceeds GAC
-	Determinand not tested for

Notes
Where a range is given a determinand has been analysed for by more than one method

						Location_Code	BH01005	BH01005	BH01006	BH01006	BH01006	BH01006	BH01006	BH01006	BH01006	BH01006	BH01007
						Sample_Depth_Range	3-3.1	4.3-4.4	0.2-0.3	0.4-0.5	0.6-0.8	1-1.2	1.45-1.7	3.4-3.6	6.42-6.6	9.7-9.9	0.05-0.15
						Sampled_Date_Time	25/07/2019	26/07/2019	11/02/2020	11/02/2020	11/02/2020	11/02/2020	17/02/2020	17/02/2020	24/02/2020	25/02/2020	03/10/2019
				UK Drinking Water Standards (GAC)	UK Estuaries and coastal waters EQS (GAC)	UK Freshwater EQS (GAC)											
Chem_Group	**ChemName**	**output unit**	**EQL**														
Metals	Antimony	µg/L	1	5[#1]			<1	<1	3.11	<1	<1	<1	<1	<1	<1	<1	<1
	Arsenic	µg/L	0.5	10[#1]	25[#2]	50[#2]	0.513	<0.5	3.28	0.536	<0.5	0.575	0.774	<0.5	<0.5	<0.5	2.45
	Boron	µg/L	10	1000[#1]	7000[#3]	2000[#3]	18.1	<10	96.6	34	16.5	28.4	38.4	31.9	<10	21.1	<10
	Cadmium	µg/L	0.08	5[#1]	0.2[#4]	0.08[#5]	<0.08	<0.08	0.0821	<0.08	<0.08	<0.08	<0.08	<0.08	<0.08	<0.08	<0.08
	Chromium (hexavalent)	µg/L	3		0.6[#4]	3.4[#4]	<3	<3	4.04	<3	<3	<3	<3	<3	<3	<3	<3
	Chromium	µg/L	1	50[#1]	0.6[#4]	3.4[#6]	<1	<1	3.97	<1	<1	<1	<1	<1	<1	<1	<1
	Chromium (Trivalent)	µg/L	3			4.7[#4]	<3	<3	<3	<3	<3	<3	<3	<3	<3	<3	<3
	Cobalt	µg/L	0.5		3[#7]	3[#7]	0.502	<0.5	1.6	<0.5	<0.5	0.735	1.64	<0.5	<0.5	<0.5	<0.5
	Copper	µg/L	0.3	2000[#1]	3.76[#8]	1(bio)[#9]	<0.3	<0.3	8.91	3.18	3.64	4.69	4.67	1.63	0.954	2.94	4.77
	Lead	µg/L	0.2	10[#1]	1.3[#4]	1.2(bio)[#9]	0.372	<0.2	0.726	<0.2	<0.2	<0.2	<0.2	<0.2	<0.2	<0.2	2.21
	Mercury	µg/L	0.01	1[#1]	0.07(MAC)[#10]	0.07(MAC)[#10]	<0.01	<0.01	0.0105	<0.01	<0.01	<0.01	<0.01	<0.01	<0.01	<0.01	0.0143
	Molybdenum	µg/L	3	70[#11]			<3	<3	56.4	6.28	<3	<3	<3	<3	<3	<3	3.32
	Nickel	µg/L	0.4	20[#1]	8.6[#4]	4(bio)[#9]	1.7	0.414	2.16	0.761	1.29	1.36	1.74	0.459	0.772	<0.4	<0.4
	Selenium	µg/L	1	10[#1]			<1	<1	1.9	<1	<1	<1	<1	<1	<1	<1	<1
	Vanadium	µg/L	1		100[#12]	20[#13]	1.07	<1	2.71	<1	<1	<1	<1	<1	<1	<1	5.22
	Zinc	µg/L	1	3000[#14]		10.9(bio)[#9]	9.06	1.24	1.03	<1	1.31	1.63	1.83	1.55	1.38	6.27	1.65
Inorganics	Ammoniacal Nitrogen as N	mg/L	0.01		0.021[#2]	0.6[#15]	0.0139	0.0108	0.0526	<0.01	0.0126	0.0175	<0.01	<0.01	0.0105	<0.01	0.0104
	Calcium	mg/L	0.2				7.38	21.6	49	36	27.7	19.1	3.04	55.2	55	32.5	8.33
	Chloride	mg/L	2	250[#1]		250[#3]	4	2.5	23.9	8.1	9.1	9.4	7.5	37	66.4	54.3	<2
	Cyanide (Free)	µg/L	2.5	50[#1]	1[#2]	1[#2]	<2.5	<2.5	<2.5	<2.5	<2.5	<2.5	<2.5	<2.5	<2.5	<2.5	<2.5
	Cyanide Total	µg/L	5	50[#1]	1[#2]	1[#2]	<5	<5	<5	<5	<5	<5	<5	<5	15.8	<5	<5
	cyanides-complex	µg/L	5	50[#1]	1[#2]	1[#2]	<5	<5	<5	<5	<5	<5	<5	<5	15.8	<5	<5
	Fluoride	µg/L	500	1500[#1]	5000[#7]	1000[#16]	<500	<500	2260	999	603	762	<500	<500	<500	<500	1030
	Magnesium	mg/L	0.036				1.09	1.07	1.53	1.23	1.13	0.875	0.123	2.16	8.14	7.33	0.35
	Potassium	mg/L	0.2				0.539	0.51	22.2	6.67	2.6	1.4	0.44	0.741	5.1	3.47	17.3
	Sodium	mg/L	0.076	200[#1]			9.95	3.99	30.5	22.2	21.5	33.5	26.5	18.4	7.63	5.27	7.81
	Sulphate	mg/L	2	250(SO4)[#17]		400[#3]	23.6	11.8	69.5	13.8	5.3	<2	<2	18.8	14.2	11.1	6.7
Phenolics	Xylenols	µg/L	0.5				<0.5	<0.5	<0.5	<0.5	<0.5	<0.5	<0.5	<0.5	<0.5	<0.5	<0.5
	Cresol Total	µg/L	0.5				<0.5	<0.5	<0.5	<0.5	<0.5	<0.5	<0.5	<0.5	<0.5	<0.5	<0.5
	Phenol	µg/L	0.5	5800[#18]	7.7[#2]	7.7[#2]	<0.5	<0.5	<0.5	<0.5	<0.5	<0.5	<0.5	<0.5	<0.5	<0.5	<1
	Phenols Monohydric	µg/L	0.5				<0.5	<0.5	<0.5	<0.5	<0.5	<0.5	<0.5	<0.5	<0.5	<0.5	<1
Other	Conductivity @ 20oC	µS/cm					-	-	-	-	-	-	-	-	-	-	-

Environmental Standards Comments
#1:Water Supply (Water Quality) Regulations 2016.
#2:Water Framework Directive (Standards and Classification) Directions (England and Wales) 2015.
#3:Operational Targets and EQS. EA, April 2018
#4:Water Framework Directive (Standards & Classification) Directions (England & Wales) 2015. Dissolved fraction.
#5:Water Framework Directive (Standards & Classification) Directions (England & Wales) 2015. Dissolved fraction. Lowest criteria presented (<40mg/l of CaCO3). See 'further assessment' if criteria exceeded and hardness (CaCO3) data available.
#6:Water Framework Directive (Standards and Classification) Directions (England and Wales) 2015. Dissolved Fraction. If hexavalent chromium (CrVI) data is available, a value of 4.7µg/l may be appropriate for the remaining trivalent chromium (CrIII).
#7:Operational Targets and EQS. EA, April 2018. Dissolved fraction.
#8:Water Framework Directive (Standards and Classification) Directions (England and Wales) 2015. Dissolved Fraction. If DOC >1mg/l then a higher criteria applies [3.76+(2.677x((DOC/2)-0.5))]
#9:Water Framework Directive (Standards & Classification) Directions (England & Wales) 2015. Dissolved & bioavailable (bio) fraction plus background. M-BAT tool to assess: http://wfduk.org/resources/rivers-lakes-metal-bioavailability-assessment-tool-m-bat
#10:Water Framework Directive (Standards and Classification) Directions (England and Wales) 2015. Dissolved Fraction. MAC adopted in absence of AA value.
#11:Guidelines for Drinking-water Quality, 4th Edition. WHO, 2011. Informal value.
#12:Operational Targets and EQS. EA, April 2018.
#13:Operational Targets and EQS. EA, April 2018. Lowest criteria presented (<200mg/l CaCO3). See 'further assessment' values if criteria exceeded and hardness (CaCO3) data available.
#14:Guidelines for Drinking-water Quality, 4th Edition. WHO, 2011. Based on taste rather than a formal guideline.
#15:Water Framework Directive (Standards and Classification) Directions (England and Wales) 2015. Indicator of 'good' status (90%ile) - Ammonia standard for lakes and rivers (total ammonia as nitrogen).
#16:Operational Targets and EQS. EA, April 2018. Dissolved fraction. Lowest criteria presented (<50 mg/l CaCO3). See 'further assessment' values if criteria exceeded and hardness (CaCO3) data available.
#17:Water Supply (Water Quality) Regulations 2016. As SO4.
#18:US EPA Regional Screening Levels, May 2019. https://www.epa.gov/risk/regional-screening-levels-rsls-generic-tables

Key

<0.6	Result MDL exceeds GAC
27.8	Result exceeds GAC
-	Determinand not tested for

Notes
Where a range is given a determinand has been analysed for by more than one method

						Location_Code	BH01007	BH01007	BH01007	BH01007	BH01007	BH01007	BH01008	BH01010	BH01010	BH01013	BH01013
						Sample_Depth_Range	0.3-0.5	1-1.2	1.45-1.55	2.4-2.5	3.2-3.3	7.2-7.3	0.2-0.3	1.6-1.7	4.2-4.3	0.05-0.05	1.6-1.7
						Sampled_Date_Time	03/10/2019	03/10/2019	04/10/2019	04/10/2019	04/10/2019	08/10/2019	05/03/2020	23/07/2019	23/07/2019	22/07/2019	23/07/2019
				UK Drinking Water Standards (GAC)	UK Estuaries and coastal waters EQS (GAC)	UK Freshwater EQS (GAC)											
Chem_Group	**ChemName**	**output unit**	**EQL**														
Metals	Antimony	µg/L	1	5[#1]			<1	<1	<1	<1	<1	<1	7.17	<1	<1	1.3	<1
	Arsenic	µg/L	0.5	10[#1]	25[#2]	50[#2]	<0.5	<0.5	<0.5	<0.5	<0.5	<0.5	19.4	<0.5	<0.5	1.16	<0.5
	Boron	µg/L	10	1000[#1]	7000[#3]	2000[#3]	16.1	<10	<10	<10	<10	<10	194	25.7	<10	297	24
	Cadmium	µg/L	0.08	5[#1]	0.2[#4]	0.08[#5]	<0.08	<0.08	<0.08	<0.08	<0.08	<0.08	<0.08	<0.08	<0.08	<0.08	<0.08
	Chromium (hexavalent)	µg/L	3		0.6[#4]	3.4[#4]	<3	<3	<3	<3	<3	-	6.11	<3	<3	<3	<3
	Chromium	µg/L	1	50[#1]	0.6[#4]	3.4[#6]	<1	<1	<1	<1	<1	<1	6.97	<1	<1	2.48	<1
	Chromium (Trivalent)	µg/L	3			4.7[#4]	<3	<3	<3	<3	<3	<3	<3	<3	<3	<3	<3
	Cobalt	µg/L	0.5		3[#7]	3[#7]	<0.5	<0.5	<0.5	<0.5	<0.5	<0.5	1.76	<0.5	<0.5	<0.5	<0.5
	Copper	µg/L	0.3	2000[#1]	3.76[#8]	1(bio)[#9]	0.547	2.67	1	0.991	0.858	0.376	14	0.779	0.562	19	4.08
	Lead	µg/L	0.2	10[#1]	1.3[#4]	1.2(bio)[#9]	0.229	<0.2	<0.2	<0.2	<0.2	<0.2	3.11	0.323	<0.2	0.564	0.67
	Mercury	µg/L	0.01	1[#1]	0.07(MAC)[#10]	0.07(MAC)[#10]	0.011	<0.01	<0.01	<0.01	<0.01	<0.01	0.0237	<0.01	<0.01	0.0131	<0.01
	Molybdenum	µg/L	3	70[#11]			<3	<3	<3	<3	<3	<3	34.2	<3	<3	<3	<3
	Nickel	µg/L	0.4	20[#1]	8.6[#4]	4(bio)[#9]	<0.4	<0.4	0.528	<0.4	<0.4	<0.4	3.74	0.429	0.836	3.23	0.56
	Selenium	µg/L	1	10[#1]			<1	<1	<1	<1	<1	<1	4.03	<1	<1	<1	<1
	Vanadium	µg/L	1		100[#12]	20[#13]	<1	<1	<1	<1	<1	<1	43.4	1.11	<1	2.35	1.43
	Zinc	µg/L	1	3000[#14]		10.9(bio)[#9]	3.29	1.05	<1	<1	2.81	<1	3.56	<1	3.22	68	1.97
Inorganics	Ammoniacal Nitrogen as N	mg/L	0.01		0.021[#2]	0.6[#15]	0.0128	0.0142	0.0122	<0.01	<0.01	0.0125	0.0278	<0.01	0.011	0.0159	<0.01
	Calcium	mg/L	0.2				12.5	16.7	40.9	14.2	31.6	16.5	14.7	23.7	11.1	21.8	19.4
	Chloride	mg/L	2	250[#1]		250[#3]	<2	<2	<2	<2	<2	14	58.6	<2	3.6	10.5	<2
	Cyanide (Free)	µg/L	2.5	50[#1]	1[#2]	1[#2]	<2.5	<2.5	<2.5	<2.5	<2.5	<2.5	<2.5	<2.5	<2.5	<2.5	<2.5
	Cyanide Total	µg/L	5	50[#1]	1[#2]	1[#2]	<5	<5	<5	<5	<5	<5	<5	<5	<5	<5	<5
	cyanides-complex	µg/L	5	50[#1]	1[#2]	1[#2]	<5	<5	<5	<5	<5	<5	<5	<5	<5	<5	<5
	Fluoride	µg/L	500	1500[#1]	5000[#7]	1000[#16]	<500	<500	<500	<500	<500	<500	701	<500	<500	828	<500
	Magnesium	mg/L	0.036				0.313	0.657	2.15	1.08	3.13	1.03	0.788	0.327	1.29	0.784	0.237
	Potassium	mg/L	0.2				0.283	0.385	0.272	0.27	0.59	0.619	15.9	<0.2	0.899	0.653	<0.2
	Sodium	mg/L	0.076	200[#1]			4.26	4.45	4.86	3.99	4	10.9	131	5.89	5.06	7.91	5.12
	Sulphate	mg/L	2	250(SO4)[#17]		400[#3]	6.1	12.3	20.8	7.4	10.2	13.3	182	<2	4.7	<2	<2
Phenolics	Xylenols	µg/L	0.5				<0.5	<0.5	<0.5	<0.5	<0.5	<0.5	<0.5	<0.5	<0.5	<0.5	<0.5
	Cresol Total	µg/L	0.5				<0.5	<0.5	<0.5	<0.5	<0.5	<0.5	0.69	<5	<5	<2	<4
	Phenol	µg/L	0.5	5800[#18]	7.7[#2]	7.7[#2]	<1	<1	<1	<1	<1	<0.5	<0.5	<0.5	<0.5	<0.5	<0.5
	Phenols Monohydric	µg/L	0.5				<1	<1	<1	<1	<1	<0.5	0.69	<5	<5	<2	<4
Other	Conductivity @ 20oC	µS/cm					-	-	-	-	-	-	-	-	-	-	-

Environmental Standards Comments
#1:Water Supply (Water Quality) Regulations 2016.
#2:Water Framework Directive (Standards and Classification) Directions (England and Wales) 2015.
#3:Operational Targets and EQS. EA, April 2018
#4:Water Framework Directive (Standards & Classification) Directions (England & Wales) 2015. Dissolved fraction.
#5:Water Framework Directive (Standards & Classification) Directions (England & Wales) 2015. Dissolved fraction. Lowest criteria presented (<40mg/l of CaCO3). See 'further assessment' if criteria exceeded and hardness (CaCO3) data available.
#6:Water Framework Directive (Standards and Classification) Directions (England and Wales) 2015. Dissolved Fraction. If hexavalent chromium (CrVI) data is available, a value of 4.7µg/l may be appropriate for the remaining trivalent chromium (CrIII).
#7:Operational Targets and EQS. EA, April 2018. Dissolved fraction.
#8:Water Framework Directive (Standards and Classification) Directions (England and Wales) 2015. Dissolved Fraction. If DOC >1mg/l then a higher criteria applies [3.76+(2.677x((DOC/2)-0.5))]
#9:Water Framework Directive (Standards & Classification) Directions (England & Wales) 2015. Dissolved & bioavailable (bio) fraction plus background. M-BAT tool to assess: http://wfduk.org/resources/rivers-lakes-metal-bioavailability-assessment-tool-m-bat
#10:Water Framework Directive (Standards and Classification) Directions (England and Wales) 2015. Dissolved Fraction. MAC adopted in absence of AA value.
#11:Guidelines for Drinking-water Quality, 4th Edition. WHO, 2011. Informal value.
#12:Operational Targets and EQS. EA, April 2018.
#13:Operational Targets and EQS. EA, April 2018. Lowest criteria presented (<200mg/l CaCO3). See 'further assessment' values if criteria exceeded and hardness (CaCO3) data available.
#14:Guidelines for Drinking-water Quality, 4th Edition. WHO, 2011. Based on taste rather than a formal guideline.
#15:Water Framework Directive (Standards and Classification) Directions (England and Wales) 2015. Indicator of 'good' status (90%ile) - Ammonia standard for lakes and rivers (total ammonia as nitrogen).
#16:Operational Targets and EQS. EA, April 2018. Dissolved fraction. Lowest criteria presented (<50 mg/l CaCO3). See 'further assessment' values if criteria exceeded and hardness (CaCO3) data available.
#17:Water Supply (Water Quality) Regulations 2016. As SO4.
#18:US EPA Regional Screening Levels, May 2019. https://www.epa.gov/risk/regional-screening-levels-rsls-generic-tables

Key

<0.6	Result MDL exceeds GAC
27.8	Result exceeds GAC
-	Determinand not tested for

Notes
Where a range is given a determinand has been analysed for by more than one method

						Location_Code	BH01013	BH01013	BH01014	BH01014	BH01014	BH01014	BH01014	BH01015	BH01015	BH01015
						Sample_Depth_Range	4.3-4.4	5.8-5.9	0.15-0.2	0.6-0.7	1.2-1.3	1.7-1.8	3.5-3.6	0.05-0.05	4.5-4.6	7-7.1
						Sampled_Date_Time	23/07/2019	24/07/2019	21/10/2019	21/10/2019	25/10/2019	25/10/2019	25/10/2019	22/07/2019	24/07/2019	24/07/2019
				UK Drinking Water Standards (GAC)	UK Estuaries and coastal waters EQS (GAC)	UK Freshwater EQS (GAC)										
Chem_Group	**ChemName**	**output unit**	**EQL**													
Metals	Antimony	µg/L	1	5[#1]			<1	<1	1.18	2.19	<1	1.79	<1	1.35	<1	<1
	Arsenic	µg/L	0.5	10[#1]	25[#2]	50[#2]	0.723	<0.5	0.933	6.08	1.39	2.52	<0.5	1.11	<0.5	<0.5
	Boron	µg/L	10	1000[#1]	7000[#3]	2000[#3]	<10	<10	26.9	107	<10	79.4	28.1	105	26.4	<10
	Cadmium	µg/L	0.08	5[#1]	0.2[#4]	0.08[#5]	<0.08	<0.08	<0.08	<0.08	<0.08	<0.08	<0.08	<0.08	<0.08	<0.08
	Chromium (hexavalent)	µg/L	3		0.6[#4]	3.4[#4]	<3	<3	<3	3.04	<3	<3	<3	<3	<3	<3
	Chromium	µg/L	1	50[#1]	0.6[#4]	3.4[#6]	<1	<1	<1	3.65	<1	<1	<1	1.09	<1	<1
	Chromium (Trivalent)	µg/L	3			4.7[#4]	<3	<3	<3	<3	<3	<3	<3	<3	<3	<3
	Cobalt	µg/L	0.5		3[#7]	3[#7]	<0.5	<0.5	<0.5	2.6	1.67	0.512	<0.5	<0.5	<0.5	<0.5
	Copper	µg/L	0.3	2000[#1]	3.76[#8]	1(bio)[#9]	1.09	<0.3	8.08	48.3	72.5	5.64	1.08	21.2	<0.3	<0.3
	Lead	µg/L	0.2	10[#1]	1.3[#4]	1.2(bio)[#9]	<0.2	<0.2	0.437	<0.2	0.318	<0.2	<0.2	0.59	<0.2	<0.2
	Mercury	µg/L	0.01	1[#1]	0.07(MAC)[#10]	0.07(MAC)[#10]	<0.01	<0.01	<0.01	0.115	0.158	<0.01	<0.01	0.0834	<0.01	<0.01
	Molybdenum	µg/L	3	70[#11]			<3	<3	<3	20	18.6	11.9	<3	<3	<3	<3
	Nickel	µg/L	0.4	20[#1]	8.6[#4]	4(bio)[#9]	0.688	<0.4	1.75	13	17.3	5.29	0.819	4.41	0.453	0.828
	Selenium	µg/L	1	10[#1]			<1	<1	<1	2.2	1.61	1.57	<1	<1	<1	<1
	Vanadium	µg/L	1		100[#12]	20[#13]	1.29	<1	<1	132	4.62	1.4	<1	2.34	<1	<1
	Zinc	µg/L	1	3000[#14]		10.9(bio)[#9]	1.27	2.11	1.97	1.93	<1	1.08	<1	21	2.57	2.28
Inorganics	Ammoniacal Nitrogen as N	mg/L	0.01		0.021[#2]	0.6[#15]	0.0139	0.0144	0.0118	0.17	0.278	3.39	0.011	0.0221	0.0138	0.0141
	Calcium	mg/L	0.2				8.32	18.7	65.6	99.9	210	55	31.8	34.5	19.8	20.9
	Chloride	mg/L	2	250[#1]		250[#3]	3.8	7.4	<2	32.5	59.2	14.1	11.5	7.9	4.1	8.7
	Cyanide (Free)	µg/L	2.5	50[#1]	1[#2]	1[#2]	<2.5	<2.5	<2.5	<2.5	<2.5	<2.5	<2.5	<2.5	<2.5	<2.5
	Cyanide Total	µg/L	5	50[#1]	1[#2]	1[#2]	<5	<5	<5	<5	<5	<5	<5	<5	<5	<5
	cyanides-complex	µg/L	5	50[#1]	1[#2]	1[#2]	<5	<5	<5	<5	<5	<5	<5	<5	<5	<5
	Fluoride	µg/L	500	1500[#1]	5000[#7]	1000[#16]	<500	<500	581	2750	<500	818	<500	<500	<500	<500
	Magnesium	mg/L	0.036				1.06	2.57	1.86	0.625	<0.036	2.41	1.04	1.31	2.27	2.84
	Potassium	mg/L	0.2				1.23	1.43	3.1	5.97	35.7	6.99	3.77	1.88	1.39	2.53
	Sodium	mg/L	0.076	200[#1]			3.84	3.99	4.47	26.2	36.7	43.2	16.5	6.08	4.83	8.5
	Sulphate	mg/L	2	250(SO4)[#17]		400[#3]	7.6	9.2	<2	184	11.6	37	55.2	<2	4.9	13.9
Phenolics	Xylenols	µg/L	0.5				<0.5	<0.5	<0.5	1.45	0.71	<0.5	<0.5	<0.5	<0.5	<0.5
	Cresol Total	µg/L	0.5				<0.6	<0.5	<0.5	<0.5	<0.5	<0.5	<0.5	<2	<2	<0.5
	Phenol	µg/L	0.5	5800[#18]	7.7[#2]	7.7[#2]	<0.5	<0.5	<0.5	0.98	0.97	<0.5	<0.5	<0.5	<0.5	<0.5
	Phenols Monohydric	µg/L	0.5				<0.6	<0.5	<0.5	2.43	1.68	<0.5	<0.5	<2	<2	<0.5
Other	Conductivity @ 20oC	µS/cm					-	-	-	-	-	-	-	-	-	-

Environmental Standards Comments
#1:Water Supply (Water Quality) Regulations 2016.
#2:Water Framework Directive (Standards and Classification) Directions (England and Wales) 2015.
#3:Operational Targets and EQS. EA, April 2018
#4:Water Framework Directive (Standards & Classification) Directions (England & Wales) 2015. Dissolved fraction.
#5:Water Framework Directive (Standards & Classification) Directions (England & Wales) 2015. Dissolved fraction. Lowest criteria presented (<40mg/l of CaCO3). See 'further assessment' if criteria exceeded and hardness (CaCO3) data available.
#6:Water Framework Directive (Standards and Classification) Directions (England and Wales) 2015. Dissolved Fraction. If hexavalent chromium (CrVI) data is available, a value of 4.7µg/l may be appropriate for the remaining trivalent chromium (CrIII).
#7:Operational Targets and EQS. EA, April 2018. Dissolved fraction.
#8:Water Framework Directive (Standards and Classification) Directions (England and Wales) 2015. Dissolved Fraction. If DOC >1mg/l then a higher criteria applies [3.76+(2.677x((DOC/2)-0.5))]
#9:Water Framework Directive (Standards & Classification) Directions (England & Wales) 2015. Dissolved & bioavailable (bio) fraction plus background. M-BAT tool to assess: http://wfduk.org/resources/rivers-lakes-metal-bioavailability-assessment-tool-m-bat
#10:Water Framework Directive (Standards and Classification) Directions (England and Wales) 2015. Dissolved Fraction. MAC adopted in absence of AA value.
#11:Guidelines for Drinking-water Quality, 4th Edition. WHO, 2011. Informal value.
#12:Operational Targets and EQS. EA, April 2018.
#13:Operational Targets and EQS. EA, April 2018. Lowest criteria presented (<200mg/l CaCO3). See 'further assessment' values if criteria exceeded and hardness (CaCO3) data available.
#14:Guidelines for Drinking-water Quality, 4th Edition. WHO, 2011. Based on taste rather than a formal guideline.
#15:Water Framework Directive (Standards and Classification) Directions (England and Wales) 2015. Indicator of 'good' status (90%ile) - Ammonia standard for lakes and rivers (total ammonia as nitrogen).
#16:Operational Targets and EQS. EA, April 2018. Dissolved fraction. Lowest criteria presented (<50 mg/l CaCO3). See 'further assessment' values if criteria exceeded and hardness (CaCO3) data available.
#17:Water Supply (Water Quality) Regulations 2016. As SO4.
#18:US EPA Regional Screening Levels, May 2019. https://www.epa.gov/risk/regional-screening-levels-rsls-generic-tables

Key

<0.6	Result MDL exceeds GAC
27.8	Result exceeds GAC
-	Determinand not tested for

Notes
Where a range is given a determinand has been analysed for by more than one method

						Location_Code	BH01018	BH01018	BH01019	BH01020	BH01020	BH01021	BH01021	BH01022	BH01022	BH01022	BH01022
						Sample_Depth_Range	0.1-0.3	4.3-4.4	0.4-0.6	0.05-0.05	6-6.1	1-1.2	4.05-4.2	0.05-0.05	0.4-0.6	1-1.2	2.2-2.4
						Sampled_Date_Time	30/07/2019	31/07/2019	05/08/2019	26/07/2019	31/07/2019	08/08/2019	14/08/2019	26/07/2019	26/07/2019	26/07/2019	30/07/2019
				UK Drinking Water Standards (GAC)	UK Estuaries and coastal waters EQS (GAC)	UK Freshwater EQS (GAC)											
Chem_Group	**ChemName**	**output unit**	**EQL**														
Metals	Antimony	µg/L	1	5[#1]			1.05	<1	<1	1.12	<1	<1	<1	1.27	<1	<1	<1
	Arsenic	µg/L	0.5	10[#1]	25[#2]	50[#2]	1.51	<0.5	0.797	<0.5	<0.5	<0.5	<0.5	0.56	<0.5	<0.5	<0.5
	Boron	µg/L	10	1000[#1]	7000[#3]	2000[#3]	193	12.6	18.9	68.9	18.8	47.8	<10	39.3	23.4	25.5	23.6
	Cadmium	µg/L	0.08	5[#1]	0.2[#4]	0.08[#5]	<0.08	<0.08	<0.08	<0.08	<0.08	<0.08	<0.08	<0.08	<0.08	<0.08	<0.08
	Chromium (hexavalent)	µg/L	3		0.6[#4]	3.4[#4]	<3	<3	<3	<3	<3	<3	<3	<3	<3	<3	<3
	Chromium	µg/L	1	50[#1]	0.6[#4]	3.4[#6]	1.5	<1	<1	<1	<1	<1	<1	1.15	<1	<1	<1
	Chromium (Trivalent)	µg/L	3			4.7[#4]	<3	<3	<3	<3	<3	<3	<3	<3	<3	<3	<3
	Cobalt	µg/L	0.5		3[#7]	3[#7]	0.508	<0.5	<0.5	0.511	<0.5	<0.5	<0.5	<0.5	<0.5	<0.5	<0.5
	Copper	µg/L	0.3	2000[#1]	3.76[#8]	1(bio)[#9]	31.8	<0.3	4.71	7.97	<0.3	8.47	1.02	6.73	1.98	2.62	2.56
	Lead	µg/L	0.2	10[#1]	1.3[#4]	1.2(bio)[#9]	1.62	<0.2	<0.2	<0.2	<0.2	<0.2	<0.2	<0.2	<0.2	<0.2	<0.2
	Mercury	µg/L	0.01	1[#1]	0.07(MAC)[#10]	0.07(MAC)[#10]	0.0327	<0.01	<0.01	<0.01	<0.01	<0.01	<0.01	<0.01	<0.01	<0.01	<0.01
	Molybdenum	µg/L	3	70[#11]			<3	<3	4.29	<3	<3	<3	<3	<3	<3	<3	<3
	Nickel	µg/L	0.4	20[#1]	8.6[#4]	4(bio)[#9]	8.36	0.755	1.44	2.65	0.686	1.46	<0.4	2.02	0.847	0.633	0.871
	Selenium	µg/L	1	10[#1]			<1	<1	<1	<1	<1	<1	<1	<1	<1	<1	<1
	Vanadium	µg/L	1		100[#12]	20[#13]	2.46	<1	<1	2.36	<1	<1	<1	1.56	<1	<1	<1
	Zinc	µg/L	1	3000[#14]		10.9(bio)[#9]	53.7	<1	4.47	34.1	1.63	10.3	1.66	4.03	2.92	5.17	2.25
Inorganics	Ammoniacal Nitrogen as N	mg/L	0.01		0.021[#2]	0.6[#15]	0.0515	0.017	0.0131	0.0278	0.0235	0.0278	0.0122	0.0195	0.0179	0.0157	0.0253
	Calcium	mg/L	0.2				10.9	26.4	38.3	94.7	25.2	34.1	15.8	68.1	38.7	38.3	26
	Chloride	mg/L	2	250[#1]		250[#3]	10.2	6.7	<2	15.8	3.2	<2	2.3	2.6	<2	<2	5.7
	Cyanide (Free)	µg/L	2.5	50[#1]	1[#2]	1[#2]	<5	<5	<2.5	<2.5	<5	<2.5	<2.5	<2.5	<2.5	<2.5	<2.5
	Cyanide Total	µg/L	5	50[#1]	1[#2]	1[#2]	<5	<5	<5	<5	<5	<5	<5	<5	<5	<5	<5
	cyanides-complex	µg/L	5	50[#1]	1[#2]	1[#2]	<5	<5	<5	<5	<5	<5	<5	<5	<5	<5	<5
	Fluoride	µg/L	500	1500[#1]	5000[#7]	1000[#16]	611	<500	1270	565	<500	1470	<500	688	1160	<500	<500
	Magnesium	mg/L	0.036				0.585	0.829	0.42	1.36	2.1	0.532	0.418	0.765	0.452	0.554	0.693
	Potassium	mg/L	0.2				0.631	0.375	4.49	1.24	0.287	<0.2	<0.2	1.1	0.238	0.221	0.555
	Sodium	mg/L	0.076	200[#1]			9.74	5.29	3.05	6.54	4.58	3.98	2.81	4.63	3.57	3.28	9.85
	Sulphate	mg/L	2	250(SO4)[#17]		400[#3]	<2	16.6	5.8	<2	10.3	5.9	9.9	<2	<2	7.3	7.9
Phenolics	Xylenols	µg/L	0.5				<0.5	<0.5	<0.5	<0.5	<0.5	<0.5	0.7	<0.5	<0.5	<0.5	<0.5
	Cresol Total	µg/L	0.5				<2	<0.5	<0.5	<1.5	<2.5	<0.5	<0.5	<0.5	<0.5	<0.5	<0.5
	Phenol	µg/L	0.5	5800[#18]	7.7[#2]	7.7[#2]	<0.5	<0.5	<0.5	<0.5	<0.5	<0.5	0.63	<0.5	<0.5	<0.5	<0.5
	Phenols Monohydric	µg/L	0.5				<2	<0.5	<0.5	<1.5	<2.5	<0.5	1.33	<0.5	<0.5	<0.5	<0.5
Other	Conductivity @ 20oC	µS/cm					-	-	-	-	-	-	-	-	-	-	-

Environmental Standards Comments
#1:Water Supply (Water Quality) Regulations 2016.
#2:Water Framework Directive (Standards and Classification) Directions (England and Wales) 2015.
#3:Operational Targets and EQS. EA, April 2018
#4:Water Framework Directive (Standards & Classification) Directions (England & Wales) 2015. Dissolved fraction.
#5:Water Framework Directive (Standards & Classification) Directions (England & Wales) 2015. Dissolved fraction. Lowest criteria presented (<40mg/l of CaCO3). See 'further assessment' if criteria exceeded and hardness (CaCO3) data available.
#6:Water Framework Directive (Standards and Classification) Directions (England and Wales) 2015. Dissolved Fraction. If hexavalent chromium (CrVI) data is available, a value of 4.7µg/l may be appropriate for the remaining trivalent chromium (CrIII).
#7:Operational Targets and EQS. EA, April 2018. Dissolved fraction.
#8:Water Framework Directive (Standards and Classification) Directions (England and Wales) 2015. Dissolved Fraction. If DOC >1mg/l then a higher criteria applies [3.76+(2.677x((DOC/2)-0.5))]
#9:Water Framework Directive (Standards & Classification) Directions (England & Wales) 2015. Dissolved & bioavailable (bio) fraction plus background. M-BAT tool to assess: http://wfduk.org/resources/rivers-lakes-metal-bioavailability-assessment-tool-m-bat
#10:Water Framework Directive (Standards and Classification) Directions (England and Wales) 2015. Dissolved Fraction. MAC adopted in absence of AA value.
#11:Guidelines for Drinking-water Quality, 4th Edition. WHO, 2011. Informal value.
#12:Operational Targets and EQS. EA, April 2018.
#13:Operational Targets and EQS. EA, April 2018. Lowest criteria presented (<200mg/l CaCO3). See 'further assessment' values if criteria exceeded and hardness (CaCO3) data available.
#14:Guidelines for Drinking-water Quality, 4th Edition. WHO, 2011. Based on taste rather than a formal guideline.
#15:Water Framework Directive (Standards and Classification) Directions (England and Wales) 2015. Indicator of 'good' status (90%ile) - Ammonia standard for lakes and rivers (total ammonia as nitrogen).
#16:Operational Targets and EQS. EA, April 2018. Dissolved fraction. Lowest criteria presented (<50 mg/l CaCO3). See 'further assessment' values if criteria exceeded and hardness (CaCO3) data available.
#17:Water Supply (Water Quality) Regulations 2016. As SO4.
#18:US EPA Regional Screening Levels, May 2019. https://www.epa.gov/risk/regional-screening-levels-rsls-generic-tables

Key

<0.6	Result MDL exceeds GAC
27.8	Result exceeds GAC
-	Determinand not tested for

Notes
Where a range is given a determinand has been analysed for by more than one method

						Location_Code	BH01023	BH01023	BH01024	BH01024	BH01024	BH01025	BH01025	BH01026	BH01026	BH01026	BH01027
						Sample_Depth_Range	0.05-0.15	1.4-1.5	0.5-0.6	2.1-2.2	3-3.1	0.9-1.2	3.2-3.3	0.05-0.1	1.1-1.2	3.04-3.1	0.05-0.05
						Sampled_Date_Time	31/07/2019	06/08/2019	08/08/2019	13/08/2019	13/08/2019	05/08/2019	13/08/2019	05/08/2019	05/08/2019	07/08/2019	06/08/2019
				UK Drinking Water Standards (GAC)	UK Estuaries and coastal waters EQS (GAC)	UK Freshwater EQS (GAC)											
Chem_Group	**ChemName**	**output unit**	**EQL**														
Metals	Antimony	µg/L	1	5[#1]			<1	<1	<1	<1	<1	<1	<1	<1	<1	<1	1.01
	Arsenic	µg/L	0.5	10[#1]	25[#2]	50[#2]	2.13	<0.5	0.807	<0.5	<0.5	0.914	0.837	0.856	<0.5	<0.5	2.63
	Boron	µg/L	10	1000[#1]	7000[#3]	2000[#3]	124	66.4	49.8	20.2	31.6	34.3	42.6	111	67.4	21.9	65.4
	Cadmium	µg/L	0.08	5[#1]	0.2[#4]	0.08[#5]	<0.08	<0.08	<0.08	<0.08	<0.08	<0.08	<0.08	<0.08	<0.08	<0.08	<0.08
	Chromium (hexavalent)	µg/L	3		0.6[#4]	3.4[#4]	<3	<3	<3	<3	<3	<3	<3	<3	<3	<3	<3
	Chromium	µg/L	1	50[#1]	0.6[#4]	3.4[#6]	1.13	<1	<1	<1	<1	<1	<1	<1	<1	<1	<1
	Chromium (Trivalent)	µg/L	3			4.7[#4]	<3	<3	<3	<3	<3	<3	<3	<3	<3	<3	<3
	Cobalt	µg/L	0.5		3[#7]	3[#7]	<0.5	<0.5	<0.5	<0.5	<0.5	<0.5	<0.5	<0.5	<0.5	<0.5	<0.5
	Copper	µg/L	0.3	2000[#1]	3.76[#8]	1(bio)[#9]	26.4	2.52	12	2.37	1.82	8.05	7	17.9	2.13	2.01	8.4
	Lead	µg/L	0.2	10[#1]	1.3[#4]	1.2(bio)[#9]	0.416	<0.2	<0.2	<0.2	<0.2	<0.2	<0.2	0.452	<0.2	<0.2	<0.2
	Mercury	µg/L	0.01	1[#1]	0.07(MAC)[#10]	0.07(MAC)[#10]	0.0216	<0.01	<0.01	<0.01	<0.01	<0.01	<0.01	0.0108	<0.01	<0.01	<0.01
	Molybdenum	µg/L	3	70[#11]			<3	<3	6.39	<3	<3	3.27	<3	<3	<3	<3	<3
	Nickel	µg/L	0.4	20[#1]	8.6[#4]	4(bio)[#9]	11.3	0.93	1.89	1.47	0.447	0.947	2.24	6.09	0.941	0.697	1.92
	Selenium	µg/L	1	10[#1]			<1	<1	<1	<1	<1	<1	<1	<1	<1	<1	<1
	Vanadium	µg/L	1		100[#12]	20[#13]	2.25	<1	<1	1.07	<1	<1	<1	1.05	<1	<1	4.01
	Zinc	µg/L	1	3000[#14]		10.9(bio)[#9]	17.6	3.76	7.84	4.28	2.26	1.49	1.54	7.74	2.62	3.57	5.31
Inorganics	Ammoniacal Nitrogen as N	mg/L	0.01		0.021[#2]	0.6[#15]	0.0413	0.0581	0.0233	0.0203	0.0131	0.0108	<0.01	0.0712	0.0471	0.0234	0.0175
	Calcium	mg/L	0.2				19	35.3	55.5	42.4	29.1	24.2	45	18.4	26.5	26.8	60.6
	Chloride	mg/L	2	250[#1]		250[#3]	10.7	<2	2.2	3	2.2	<2	13	6.6	<2	7.1	3.5
	Cyanide (Free)	µg/L	2.5	50[#1]	1[#2]	1[#2]	<5	<2.5	<2.5	<2.5	<2.5	<2.5	<2.5	<2.5	<2.5	<5	<2.5
	Cyanide Total	µg/L	5	50[#1]	1[#2]	1[#2]	<5	<5	<5	<5	<5	<5	<5	<5	<5	<5	<5
	cyanides-complex	µg/L	5	50[#1]	1[#2]	1[#2]	<5	<5	<5	<5	<5	<5	<5	<5	<5	<5	<5
	Fluoride	µg/L	500	1500[#1]	5000[#7]	1000[#16]	<500	<500	2610	<500	<500	639	<500	<500	<500	<500	611
	Magnesium	mg/L	0.036				0.945	0.499	0.771	0.923	0.535	0.565	2.01	0.716	0.376	0.608	0.976
	Potassium	mg/L	0.2				5	<0.2	0.214	<0.2	<0.2	1.41	0.587	4.63	<0.2	0.402	1.12
	Sodium	mg/L	0.076	200[#1]			7.26	5.33	6.1	7.36	3.87	4.4	10.7	4.55	5.08	9.99	5.38
	Sulphate	mg/L	2	250(SO4)[#17]		400[#3]	<2	<2	5.8	8.2	7.2	<2	15.7	3.5	7	11.7	<2
Phenolics	Xylenols	µg/L	0.5				<0.5	<0.5	-	<1	0.81	<0.5	<0.5	<0.5	<0.5	<0.5	<0.5
	Cresol Total	µg/L	0.5				<0.5	2.83	-	<1	<0.5	<0.5	<0.5	<0.5	<0.5	<7	<5
	Phenol	µg/L	0.5	5800[#18]	7.7[#2]	7.7[#2]	<0.5	0.72	-	<1.5	<0.5	<0.5	<0.5	<0.5	<0.5	<0.5	<0.5
	Phenols Monohydric	µg/L	0.5				<0.5	3.55	-	<3.5	0.81	<0.5	<0.5	<0.5	<0.5	<7	<5
Other	Conductivity @ 20oC	µS/cm					-	-	-	200	149	-	243	-	-	-	-

Environmental Standards Comments
#1:Water Supply (Water Quality) Regulations 2016.
#2:Water Framework Directive (Standards and Classification) Directions (England and Wales) 2015.
#3:Operational Targets and EQS. EA, April 2018
#4:Water Framework Directive (Standards & Classification) Directions (England & Wales) 2015. Dissolved fraction.
#5:Water Framework Directive (Standards & Classification) Directions (England & Wales) 2015. Dissolved fraction. Lowest criteria presented (<40mg/l of CaCO3). See 'further assessment' if criteria exceeded and hardness (CaCO3) data available.
#6:Water Framework Directive (Standards and Classification) Directions (England and Wales) 2015. Dissolved Fraction. If hexavalent chromium (CrVI) data is available, a value of 4.7µg/l may be appropriate for the remaining trivalent chromium (CrIII).
#7:Operational Targets and EQS. EA, April 2018. Dissolved fraction.
#8:Water Framework Directive (Standards and Classification) Directions (England and Wales) 2015. Dissolved Fraction. If DOC >1mg/l then a higher criteria applies [3.76+(2.677x((DOC/2)-0.5))]
#9:Water Framework Directive (Standards & Classification) Directions (England & Wales) 2015. Dissolved & bioavailable (bio) fraction plus background. M-BAT tool to assess: http://wfduk.org/resources/rivers-lakes-metal-bioavailability-assessment-tool-m-bat
#10:Water Framework Directive (Standards and Classification) Directions (England and Wales) 2015. Dissolved Fraction. MAC adopted in absence of AA value.
#11:Guidelines for Drinking-water Quality, 4th Edition. WHO, 2011. Informal value.
#12:Operational Targets and EQS. EA, April 2018.
#13:Operational Targets and EQS. EA, April 2018. Lowest criteria presented (<200mg/l CaCO3). See 'further assessment' values if criteria exceeded and hardness (CaCO3) data available.
#14:Guidelines for Drinking-water Quality, 4th Edition. WHO, 2011. Based on taste rather than a formal guideline.
#15:Water Framework Directive (Standards and Classification) Directions (England and Wales) 2015. Indicator of 'good' status (90%ile) - Ammonia standard for lakes and rivers (total ammonia as nitrogen).
#16:Operational Targets and EQS. EA, April 2018. Dissolved fraction. Lowest criteria presented (<50 mg/l CaCO3). See 'further assessment' values if criteria exceeded and hardness (CaCO3) data available.
#17:Water Supply (Water Quality) Regulations 2016. As SO4.
#18:US EPA Regional Screening Levels, May 2019. https://www.epa.gov/risk/regional-screening-levels-rsls-generic-tables

Key

<0.6	Result MDL exceeds GAC
27.8	Result exceeds GAC
-	Determinand not tested for

Notes
Where a range is given a determinand has been analysed for by more than one method

						Location_Code	BH01027	BH01027	BH01028	BH01028	BH01033	BH01033	BH01033	BH01034	BH01034	BH01034	BH01034
						Sample_Depth_Range	1-1.2	2.4-2.5	0.5-0.8	1.4-1.5	0.05-0.1	1.4-1.5	2.5-2.7	0.05-0.15	0.9-1.1	1.2-1.3	1.8-1.9
						Sampled_Date_Time	06/08/2019	12/08/2019	08/08/2019	14/08/2019	24/07/2019	30/07/2019	30/07/2019	16/10/2019	16/10/2019	22/10/2019	18/10/2019
				UK Drinking Water Standards (GAC)	UK Estuaries and coastal waters EQS (GAC)	UK Freshwater EQS (GAC)											
Chem_Group	ChemName	output unit	EQL														
Metals	Antimony	µg/L	1	5[#1]			<1	<1	<1	<1	1.94	<1	<1	<1	1.15	45.6	7.81
	Arsenic	µg/L	0.5	10[#1]	25[#2]	50[#2]	<0.5	<0.5	<0.5	<0.5	0.644	<0.5	<0.5	1.54	3.55	14.5	3.29
	Boron	µg/L	10	1000[#1]	7000[#3]	2000[#3]	53.9	<10	22.7	14.6	46.5	25.9	16.6	20.1	128	398	217
	Cadmium	µg/L	0.08	5[#1]	0.2[#4]	0.08[#5]	<0.08	<0.08	<0.08	<0.08	<0.08	<0.08	<0.08	<0.08	<0.08	0.312	0.0873
	Chromium (hexavalent)	µg/L	3		0.6[#4]	3.4[#4]	<3	<3	<3	<3	<3	<3	<3	<3	<3	<3	<3
	Chromium	µg/L	1	50[#1]	0.6[#4]	3.4[#6]	<1	<1	<1	<1	1.19	<1	<1	<1	<1	4.19	<1
	Chromium (Trivalent)	µg/L	3			4.7[#4]	<3	<3	<3	<3	<3	<3	<3	<3	<3	4.19	<3
	Cobalt	µg/L	0.5		3[#7]	3[#7]	<0.5	<0.5	<0.5	<0.5	<0.5	<0.5	<0.5	<0.5	0.859	9.28	3.08
	Copper	µg/L	0.3	2000[#1]	3.76[#8]	1(bio)[#9]	2.89	0.933	3.88	1.98	11.9	3.36	1.37	10.8	7.96	29.4	5.51
	Lead	µg/L	0.2	10[#1]	1.3[#4]	1.2(bio)[#9]	<0.2	<0.2	0.323	<0.2	<0.2	<0.2	<0.2	<0.2	0.909	39.9	<0.2
	Mercury	µg/L	0.01	1[#1]	0.07(MAC)[#10]	0.07(MAC)[#10]	<0.01	<0.01	<0.01	<0.01	<0.01	<0.01	<0.01	<0.01	<0.01	<0.01	<0.01
	Molybdenum	µg/L	3	70[#11]			<3	<3	<3	<3	<3	16.5	<3	<3	13.7	90.3	38.3
	Nickel	µg/L	0.4	20[#1]	8.6[#4]	4(bio)[#9]	0.862	<0.4	0.973	0.6	2.9	0.622	<0.4	2.39	4.5	31.5	12.7
	Selenium	µg/L	1	10[#1]			<1	<1	<1	<1	<1	<1	<1	<1	3.74	3.83	2.18
	Vanadium	µg/L	1		100[#12]	20[#13]	<1	<1	<1	<1	2.27	<1	<1	2	5.6	16.7	2.72
	Zinc	µg/L	1	3000[#14]		10.9(bio)[#9]	2.35	2.53	3.3	3.05	5.27	3.14	6.92	3.26	15.8	24.9	3.69
Inorganics	Ammoniacal Nitrogen as N	mg/L	0.01		0.021[#2]	0.6[#15]	0.0143	0.0138	0.0277	0.0115	0.0221	0.0258	0.0139	0.0229	0.0481	0.546	3.59
	Calcium	mg/L	0.2				37.1	17.2	32.7	14.6	75.6	29.2	18.5	54.6	5.77	25.8	105
	Chloride	mg/L	2	250[#1]		250[#3]	<2	<2	<2	<2	3.9	<2	<2	2.3	24.2	190	132
	Cyanide (Free)	µg/L	2.5	50[#1]	1[#2]	1[#2]	<2.5	<2.5	<5	<2.5	<2.5	<2.5	<2.5	<2.5	<2.5	<2.5	<2.5
	Cyanide Total	µg/L	5	50[#1]	1[#2]	1[#2]	<5	<5	<5	<5	12.3	<5	<5	<5	35.7	53.2	25
	cyanides-complex	µg/L	5	50[#1]	1[#2]	1[#2]	<5	<5	<5	<5	12.3	<5	<5	<5	35.7	53.2	25
	Fluoride	µg/L	500	1500[#1]	5000[#7]	1000[#16]	<500	<500	508	<500	644	<500	<500	<500	2390	1760	2490
	Magnesium	mg/L	0.036				0.532	0.43	0.526	0.237	1.1	0.536	0.279	1.04	0.136	0.25	2.89
	Potassium	mg/L	0.2				<0.2	<0.2	1.83	0.639	1.4	0.241	<0.2	1.66	2.43	9.9	18.3
	Sodium	mg/L	0.076	200[#1]			5.48	3.03	3.31	2.16	4.92	12.5	7.86	4.34	42.8	136	147
	Sulphate	mg/L	2	250(SO4)[#17]		400[#3]	<2	8.9	8.9	<2	<2	<2	2	<2	20.5	133	344
Phenolics	Xylenols	µg/L	0.5				<0.5	<0.5	<0.5	<0.5	<0.5	<0.5	<0.5	<0.5	<1	36.2	3.61
	Cresol Total	µg/L	0.5				<0.5	<4	<0.5	<1	<1	<2	<0.5	<0.5	<4	6.84	0.68
	Phenol	µg/L	0.5	5800[#18]	7.7[#2]	7.7[#2]	<1	0.5	<0.5	<0.5	<0.5	<0.5	<0.5	<0.5	<1.5	<0.5	2.16
	Phenols Monohydric	µg/L	0.5				<1	0.5	<0.5	<1	<1	<2	<0.5	<0.5	<6.5	43	6.45
Other	Conductivity @ 20oC	µS/cm					-	92.3	-	77.6	-	-	-	-	-	-	-

Environmental Standards Comments
#1:Water Supply (Water Quality) Regulations 2016.
#2:Water Framework Directive (Standards and Classification) Directions (England and Wales) 2015.
#3:Operational Targets and EQS. EA, April 2018
#4:Water Framework Directive (Standards & Classification) Directions (England & Wales) 2015. Dissolved fraction.
#5:Water Framework Directive (Standards & Classification) Directions (England & Wales) 2015. Dissolved fraction. Lowest criteria presented (<40mg/l of CaCO3). See 'further assessment' if criteria exceeded and hardness (CaCO3) data available.
#6:Water Framework Directive (Standards and Classification) Directions (England and Wales) 2015. Dissolved Fraction. If hexavalent chromium (CrVI) data is available, a value of 4.7µg/l may be appropriate for the remaining trivalent chromium (CrIII).
#7:Operational Targets and EQS. EA, April 2018. Dissolved fraction.
#8:Water Framework Directive (Standards and Classification) Directions (England and Wales) 2015. Dissolved Fraction. If DOC >1mg/l then a higher criteria applies [3.76+(2.677x((DOC/2)-0.5))]
#9:Water Framework Directive (Standards & Classification) Directions (England & Wales) 2015. Dissolved & bioavailable (bio) fraction plus background. M-BAT tool to assess: http://wfduk.org/resources/rivers-lakes-metal-bioavailability-assessment-tool-m-bat
#10:Water Framework Directive (Standards and Classification) Directions (England and Wales) 2015. Dissolved Fraction. MAC adopted in absence of AA value.
#11:Guidelines for Drinking-water Quality, 4th Edition. WHO, 2011. Informal value.
#12:Operational Targets and EQS. EA, April 2018.
#13:Operational Targets and EQS. EA, April 2018. Lowest criteria presented (<200mg/l CaCO3). See 'further assessment' values if criteria exceeded and hardness (CaCO3) data available.
#14:Guidelines for Drinking-water Quality, 4th Edition. WHO, 2011. Based on taste rather than a formal guideline.
#15:Water Framework Directive (Standards and Classification) Directions (England and Wales) 2015. Indicator of 'good' status (90%ile) - Ammonia standard for lakes and rivers (total ammonia as nitrogen).
#16:Operational Targets and EQS. EA, April 2018. Dissolved fraction. Lowest criteria presented (<50 mg/l CaCO3). See 'further assessment' values if criteria exceeded and hardness (CaCO3) data available.
#17:Water Supply (Water Quality) Regulations 2016. As SO4.
#18:US EPA Regional Screening Levels, May 2019. https://www.epa.gov/risk/regional-screening-levels-rsls-generic-tables

Key

<0.6	Result MDL exceeds GAC
27.8	Result exceeds GAC
-	Determinand not tested for

Notes
Where a range is given a determinand has been analysed for by more than one method

						Location_Code	BH01034	BH01034	BH02001	BH02001	BH02002	BH02002	BH02002	BH02003	BH02003	BH02003	BH02003
						Sample_Depth_Range	3.1-3.2	4.8-4.9	0.5-0.6	1.4-1.5	0.05-0.15	1.8-1.9	3.7-3.8	0.05-0.05	0.55-0.55	1.3-1.5	2-2.2
						Sampled_Date_Time	18/10/2019	18/10/2019	05/08/2019	08/08/2019	31/10/2019	05/11/2019	05/11/2019	21/04/2020	21/04/2020	22/04/2020	22/04/2020
				UK Drinking Water Standards (GAC)	UK Estuaries and coastal waters EQS (GAC)	UK Freshwater EQS (GAC)											
Chem_Group	**ChemName**	**output unit**	**EQL**														
Metals	Antimony	µg/L	1	5[#1]			<1	<1	<1	<1	1.01	<1	<1	1.08 - 1.73	1.71 - 3.14	<1	<1
	Arsenic	µg/L	0.5	10[#1]	25[#2]	50[#2]	<0.5	<0.5	<0.5	<0.5	0.801	<0.5	<0.5	0.87 - 1.33	1.24 - 1.55	<0.5	<0.5
	Boron	µg/L	10	1000[#1]	7000[#3]	2000[#3]	53.7	<10	20.6	<10	46	43	<10	18 - 64.8	28.8 - 85.8	34.6 - 84.8	13.2 - 45.8
	Cadmium	µg/L	0.08	5[#1]	0.2[#4]	0.08[#5]	<0.08	<0.08	<0.08	<0.08	<0.08	<0.08	<0.08	<0.08	<0.08	<0.08	<0.08
	Chromium (hexavalent)	µg/L	3		0.6[#4]	3.4[#4]	<3	<3	<3	<3	<3	<3	<3	<3	<3 - 3.61	<3	<3
	Chromium	µg/L	1	50[#1]	0.6[#4]	3.4[#6]	<1	<1	<1	<1	1.7	<1	<1	<1	<1 - 3.07	<1	<1
	Chromium (Trivalent)	µg/L	3			4.7[#4]	<3	<3	<3	<3	<3	<3	<3	<3	<3	<3	<3
	Cobalt	µg/L	0.5		3[#7]	3[#7]	<0.5	<0.5	<0.5	<0.5	<0.5	<0.5	<0.5	<0.5	<0.5	<0.5	<0.5
	Copper	µg/L	0.3	2000[#1]	3.76[#8]	1(bio)[#9]	1.63	0.787	3.46	2.08	5.45	0.718	0.518	6.28 - 6.75	4.64 - 9.11	1.06 - 1.26	0.645 - 1.2
	Lead	µg/L	0.2	10[#1]	1.3[#4]	1.2(bio)[#9]	<0.2	<0.2	<0.2	<0.2	<0.2	<0.2	<0.2	0.266 - 0.683	0.498 - 0.554	<0.2	<0.2 - 0.372
	Mercury	µg/L	0.01	1[#1]	0.07(MAC)[#10]	0.07(MAC)[#10]	<0.01	<0.01	<0.01	<0.01	<0.01	<0.01	<0.01	<0.01	<0.01 - 0.0138	<0.01	<0.01
	Molybdenum	µg/L	3	70[#11]			<3	<3	<3	<3	<3	<3	<3	5.81 - 8.35	5.36 - 11.8	<3	<3
	Nickel	µg/L	0.4	20[#1]	8.6[#4]	4(bio)[#9]	0.768	<0.4	1.06	0.701	1.8	<0.4	<0.4	0.702 - 1.16	0.649 - 0.9	<0.4 - 0.449	<0.4 - 0.467
	Selenium	µg/L	1	10[#1]			2.29	<1	<1	<1	<1	<1	<1	<1 - 1.18	<1 - 1.64	<1 - 1.21	<1 - 2.02
	Vanadium	µg/L	1		100[#12]	20[#13]	<1	<1	<1	<1	1.13	<1	<1	<1 - 1.17	1.09 - 1.47	<1	<1
	Zinc	µg/L	1	3000[#14]		10.9(bio)[#9]	<1	6.48	1.67	2.49	<1	<1	<1	<1	<1 - 1.18	1.2 - 1.58	1.68 - 3.45
Inorganics	Ammoniacal Nitrogen as N	mg/L	0.01		0.021[#2]	0.6[#15]	0.0215	<0.01	0.0178	0.0173	<0.01	0.015	0.0204	0.0154 - 0.0222	<0.01 - 0.0221	<0.01	<0.01 - 0.036
	Calcium	mg/L	0.2				66.9	44	33.5	17.8	49.9	38.8	28.1	21.9 - 53.4	20.2 - 43	14.7 - 33.1	7.9 - 18
	Chloride	mg/L	2	250[#1]		250[#3]	84.6	31.8	<2	<2	3	3.2	12.7	<2	<2	<2	<2
	Cyanide (Free)	µg/L	2.5	50[#1]	1[#2]	1[#2]	<2.5	<2.5	<2.5	<2.5	<2.5	<2.5	<2.5	<2.5	<2.5	<2.5	<2.5
	Cyanide Total	µg/L	5	50[#1]	1[#2]	1[#2]	<5	-	<5	<5	<5	<5	<5	<5	<5	<5	<5
	cyanides-complex	µg/L	5	50[#1]	1[#2]	1[#2]	<5	-	<5	<5	<5	<5	<5	<5	<5	<5	<5
	Fluoride	µg/L	500	1500[#1]	5000[#7]	1000[#16]	<500	<500	<500	<500	920	<500	696	802 - 1630	1420 - 2150	<500	<500
	Magnesium	mg/L	0.036				1.84	0.856	0.358	0.233	1.57	0.437	0.232	1.69 - 4.87	2.12 - 5.24	0.851 - 2.21	0.639 - 2.09
	Potassium	mg/L	0.2				1.26	0.324	1.15	0.893	3.82	<0.2	<0.2	1.4 - 4.52	1.58 - 3.13	0.542 - 0.892	0.238 - 1.04
	Sodium	mg/L	0.076	200[#1]			59.2	15	2.47	1.92	4.08	4.26	6.38	2.74 - 3.28	1.93 - 3.82	1.49 - 3.8	1.05 - 3.07
	Sulphate	mg/L	2	250(SO4)[#17]		400[#3]	73.2	32	5.1	2.7	18.2	13.1	12	2.5 - 12.4	3.5 - 17.4	<2 - 13	2.8 - 16.7
Phenolics	Xylenols	µg/L	0.5				<0.5	<0.5	<0.5	<0.5	<0.5	<0.5	<0.5	<0.5	<0.5	<0.5	<0.5
	Cresol Total	µg/L	0.5				<0.5	<0.5	<0.5	4.25	<0.5	<0.5	<0.5	<0.5	<0.5	<0.5	<0.5
	Phenol	µg/L	0.5	5800[#18]	7.7[#2]	7.7[#2]	<0.5	-	<0.5	<0.5	<0.5	<0.5	<0.5	<0.5	<0.5	<0.5	<0.5
	Phenols Monohydric	µg/L	0.5				<0.5	<0.5	<0.5	4.25	<0.5	<0.5	<0.5	<0.5	<0.5	<0.5	<0.5
Other	Conductivity @ 20oC	µS/cm					-	-	-	-	-	-	-	-	-	-	-

Environmental Standards Comments
#1:Water Supply (Water Quality) Regulations 2016.
#2:Water Framework Directive (Standards and Classification) Directions (England and Wales) 2015.
#3:Operational Targets and EQS. EA, April 2018
#4:Water Framework Directive (Standards & Classification) Directions (England & Wales) 2015. Dissolved fraction.
#5:Water Framework Directive (Standards & Classification) Directions (England & Wales) 2015. Dissolved fraction. Lowest criteria presented (<40mg/l of CaCO3). See 'further assessment' if criteria exceeded and hardness (CaCO3) data available.
#6:Water Framework Directive (Standards and Classification) Directions (England and Wales) 2015. Dissolved Fraction. If hexavalent chromium (CrVI) data is available, a value of 4.7µg/l may be appropriate for the remaining trivalent chromium (CrIII).
#7:Operational Targets and EQS. EA, April 2018. Dissolved fraction.
#8:Water Framework Directive (Standards and Classification) Directions (England and Wales) 2015. Dissolved Fraction. If DOC >1mg/l then a higher criteria applies [3.76+(2.677x((DOC/2)-0.5))]
#9:Water Framework Directive (Standards & Classification) Directions (England & Wales) 2015. Dissolved & bioavailable (bio) fraction plus background. M-BAT tool to assess: http://wfduk.org/resources/rivers-lakes-metal-bioavailability-assessment-tool-m-bat
#10:Water Framework Directive (Standards and Classification) Directions (England and Wales) 2015. Dissolved Fraction. MAC adopted in absence of AA value.
#11:Guidelines for Drinking-water Quality, 4th Edition. WHO, 2011. Informal value.
#12:Operational Targets and EQS. EA, April 2018.
#13:Operational Targets and EQS. EA, April 2018. Lowest criteria presented (<200mg/l CaCO3). See 'further assessment' values if criteria exceeded and hardness (CaCO3) data available.
#14:Guidelines for Drinking-water Quality, 4th Edition. WHO, 2011. Based on taste rather than a formal guideline.
#15:Water Framework Directive (Standards and Classification) Directions (England and Wales) 2015. Indicator of 'good' status (90%ile) - Ammonia standard for lakes and rivers (total ammonia as nitrogen).
#16:Operational Targets and EQS. EA, April 2018. Dissolved fraction. Lowest criteria presented (<50 mg/l CaCO3). See 'further assessment' values if criteria exceeded and hardness (CaCO3) data available.
#17:Water Supply (Water Quality) Regulations 2016. As SO4.
#18:US EPA Regional Screening Levels, May 2019. https://www.epa.gov/risk/regional-screening-levels-rsls-generic-tables

Key

<0.6	Result MDL exceeds GAC
27.8	Result exceeds GAC
-	Determinand not tested for

Notes
Where a range is given a determinand has been analysed for by more than one method

						Location_Code	BH02300	BH02300	BH02300	BH02300	BH02301	BH02301	BH02301	BH02302	BH02302	BH02302	BH02302
						Sample_Depth_Range	0.05-0.05	0.9-0.9	0.9-0.9	1.4-1.6	0.05-0.05	0.7-0.7	1.3-1.5	0.05-0.05	0.3-0.5	0.8-1	1.3-1.5
						Sampled_Date_Time	01/05/2020	01/05/2020	01/05/2020	05/05/2020	30/04/2020	30/04/2020	05/05/2020	17/03/2020	17/03/2020	17/03/2020	19/03/2020
				UK Drinking Water Standards (GAC)	UK Estuaries and coastal waters EQS (GAC)	UK Freshwater EQS (GAC)											
Chem_Group	**ChemName**	**output unit**	**EQL**														
Metals	Antimony	µg/L	1	5[#1]			<1	<1	<1	<1	<1	<1	<1	<1	<1	<1	<1
	Arsenic	µg/L	0.5	10[#1]	25[#2]	50[#2]	1.22	0.599	0.563	<0.5	2.39	<0.5	<0.5	0.74	<0.5	<0.5	<0.5
	Boron	µg/L	10	1000[#1]	7000[#3]	2000[#3]	29	12.6	<10	15.4	24.8	24.2	20.4	37.7	18.8	<10	14.2
	Cadmium	µg/L	0.08	5[#1]	0.2[#4]	0.08[#5]	<0.08	<0.08	<0.08	<0.08	<0.08	<0.08	<0.08	<0.08	<0.08	<0.08	<0.08
	Chromium (hexavalent)	µg/L	3		0.6[#4]	3.4[#4]	<3	<3	<3	<3	<3	<3	<3	<3	<3	<3	<3
	Chromium	µg/L	1	50[#1]	0.6[#4]	3.4[#6]	1.01	<1	<1	<1	1.49	<1	<1	<1	<1	<1	<1
	Chromium (Trivalent)	µg/L	3			4.7[#4]	<3	<3	<3	<3	<3	<3	<3	<3	<3	<3	<3
	Cobalt	µg/L	0.5		3[#7]	3[#7]	<0.5	<0.5	<0.5	<0.5	<0.5	<0.5	<0.5	<0.5	<0.5	<0.5	<0.5
	Copper	µg/L	0.3	2000[#1]	3.76[#8]	1(bio)[#9]	4.79	2.43	2.29	1.19	5.94	1.83	1.89	3.73	0.726	<0.3	0.484
	Lead	µg/L	0.2	10[#1]	1.3[#4]	1.2(bio)[#9]	<0.2	<0.2	0.329	0.261	<0.2	<0.2	0.255	<0.2	<0.2	<0.2	<0.2
	Mercury	µg/L	0.01	1[#1]	0.07(MAC)[#10]	0.07(MAC)[#10]	0.0106	<0.01	<0.01	<0.01	<0.01	<0.01	<0.01	<0.01	<0.01	<0.01	<0.01
	Molybdenum	µg/L	3	70[#11]			<3	5.24	3.85	<3	<3	<3	<3	<3	<3	<3	<3
	Nickel	µg/L	0.4	20[#1]	8.6[#4]	4(bio)[#9]	1.92	0.579	0.599	0.574	1.68	<0.4	<0.4	1.94	<0.4	<0.4	<0.4
	Selenium	µg/L	1	10[#1]			<1	<1	<1	<1	<1	<1	<1	<1	<1	<1	<1
	Vanadium	µg/L	1		100[#12]	20[#13]	2.42	1.14	<1	<1	3.84	<1	<1	1.83	<1	<1	<1
	Zinc	µg/L	1	3000[#14]		10.9(bio)[#9]	<1	<1	1.38	1.16	1.37	1.03	<1	<1	<1	<1	2.03
Inorganics	Ammoniacal Nitrogen as N	mg/L	0.01		0.021[#2]	0.6[#15]	0.0196	0.0152	<0.01	<0.01	<0.01	<0.01	<0.01	0.0185	<0.01	<0.01	0.0148
	Calcium	mg/L	0.2				77.1	29.2	22.3	15.3	64.2	29.4	12.9	86.9	35.8	20.7	14.2
	Chloride	mg/L	2	250[#1]		250[#3]	2.3	<2	<2	<2	4.3	<2	<2	3.4	<2	<2	2.1
	Cyanide (Free)	µg/L	2.5	50[#1]	1[#2]	1[#2]	<2.5	<2.5	<2.5	<2.5	<2.5	<2.5	<2.5	<2.5	<2.5	<2.5	<2.5
	Cyanide Total	µg/L	5	50[#1]	1[#2]	1[#2]	<5	<5	<5	<5	<5	<5	<5	<5	<5	<5	<5
	cyanides-complex	µg/L	5	50[#1]	1[#2]	1[#2]	<5	<5	<5	<5	<5	<5	<5	<5	<5	<5	<5
	Fluoride	µg/L	500	1500[#1]	5000[#7]	1000[#16]	<500	519	562	<500	<500	<500	<500	839	877	<500	<500
	Magnesium	mg/L	0.036				1.08	0.367	0.261	0.353	1.12	0.322	0.242	1.4	0.349	0.204	0.3
	Potassium	mg/L	0.2				2.6	1.13	0.892	0.661	5.61	0.63	0.379	1.68	0.342	0.474	0.327
	Sodium	mg/L	0.076	200[#1]			2.88	1.89	1.89	1.84	2.22	2.01	1.97	4.29	3.04	2.71	2.51
	Sulphate	mg/L	2	250(SO4)[#17]		400[#3]	4.8	<2	8.4	<2	<2	<2	<2	<2	<2	<2	<2
Phenolics	Xylenols	µg/L	0.5				<0.5	<0.5	<0.5	<0.5	<0.5	<0.5	<0.5	<0.5	<0.5	<0.5	<0.5
	Cresol Total	µg/L	0.5				1.19	<0.5	<0.5	<0.5	<0.5	<0.5	<0.5	<0.5	<0.5	<0.5	<0.5
	Phenol	µg/L	0.5	5800[#18]	7.7[#2]	7.7[#2]	<0.5	<0.5	<0.5	<0.5	<0.5	<0.5	<0.5	<0.5	<0.5	<0.5	<0.5
	Phenols Monohydric	µg/L	0.5				1.19	<0.5	<0.5	<0.5	<0.5	<0.5	<0.5	<0.5	<0.5	<0.5	<0.5
Other	Conductivity @ 20oC	µS/cm					-	-	-	-	-	-	-	-	-	-	-

Environmental Standards Comments
#1:Water Supply (Water Quality) Regulations 2016.
#2:Water Framework Directive (Standards and Classification) Directions (England and Wales) 2015.
#3:Operational Targets and EQS. EA, April 2018
#4:Water Framework Directive (Standards & Classification) Directions (England & Wales) 2015. Dissolved fraction.
#5:Water Framework Directive (Standards & Classification) Directions (England & Wales) 2015. Dissolved fraction. Lowest criteria presented (<40mg/l of CaCO3). See 'further assessment' if criteria exceeded and hardness (CaCO3) data available.
#6:Water Framework Directive (Standards and Classification) Directions (England and Wales) 2015. Dissolved Fraction. If hexavalent chromium (CrVI) data is available, a value of 4.7µg/l may be appropriate for the remaining trivalent chromium (CrIII).
#7:Operational Targets and EQS. EA, April 2018. Dissolved fraction.
#8:Water Framework Directive (Standards and Classification) Directions (England and Wales) 2015. Dissolved Fraction. If DOC >1mg/l then a higher criteria applies [3.76+(2.677x((DOC/2)-0.5))]
#9:Water Framework Directive (Standards & Classification) Directions (England & Wales) 2015. Dissolved & bioavailable (bio) fraction plus background. M-BAT tool to assess: http://wfduk.org/resources/rivers-lakes-metal-bioavailability-assessment-tool-m-bat
#10:Water Framework Directive (Standards and Classification) Directions (England and Wales) 2015. Dissolved Fraction. MAC adopted in absence of AA value.
#11:Guidelines for Drinking-water Quality, 4th Edition. WHO, 2011. Informal value.
#12:Operational Targets and EQS. EA, April 2018.
#13:Operational Targets and EQS. EA, April 2018. Lowest criteria presented (<200mg/l CaCO3). See 'further assessment' values if criteria exceeded and hardness (CaCO3) data available.
#14:Guidelines for Drinking-water Quality, 4th Edition. WHO, 2011. Based on taste rather than a formal guideline.
#15:Water Framework Directive (Standards and Classification) Directions (England and Wales) 2015. Indicator of 'good' status (90%ile) - Ammonia standard for lakes and rivers (total ammonia as nitrogen).
#16:Operational Targets and EQS. EA, April 2018. Dissolved fraction. Lowest criteria presented (<50 mg/l CaCO3). See 'further assessment' values if criteria exceeded and hardness (CaCO3) data available.
#17:Water Supply (Water Quality) Regulations 2016. As SO4.
#18:US EPA Regional Screening Levels, May 2019. https://www.epa.gov/risk/regional-screening-levels-rsls-generic-tables

Key

<0.6	Result MDL exceeds GAC
27.8	Result exceeds GAC
-	Determinand not tested for

Notes
Where a range is given a determinand has been analysed for by more than one method

						Location_Code	BH02304	BH02304	BH02304	BH02305	BH02305	BH02305	BH02305	BH02305	BH02305	BH03001	BH03001
						Sample_Depth_Range	0.05-0.05	0.2-0.2	0.35-0.35	0.05-0.05	0.95-0.95	1.3-1.5	2.2-2.4	3.1-3.3	4-4.2	0.05-0.2	1-1.2
						Sampled_Date_Time	23/04/2020	23/04/2020	23/04/2020	28/04/2020	28/04/2020	30/04/2020	30/04/2020	30/04/2020	30/04/2020	12/09/2019	12/09/2019
				UK Drinking Water Standards (GAC)	UK Estuaries and coastal waters EQS (GAC)	UK Freshwater EQS (GAC)											
Chem_Group	**ChemName**	**output unit**	**EQL**														
Metals	Antimony	µg/L	1	5[#1]			1.11 - 1.98	1.87 - 3.07	<1 - 1.88	1.57 - 3.15	3.89 - 6.53	7.56 - 10.5	8.48 - 8.97	<1	<1	<1	<1
	Arsenic	µg/L	0.5	10[#1]	25[#2]	50[#2]	2.87 - 3.1	0.846 - 0.914	<0.5	2.67 - 2.95	1.09 - 1.14	2.47 - 3.67	4.19 - 6.01	<0.5	<0.5	1.48	<0.5
	Boron	µg/L	10	1000[#1]	7000[#3]	2000[#3]	23.3 - 64.9	12.4 - 45	<10 - 11.8	10.5 - 40.9	60.5 - 235	102 - 413	94.3 - 417	76.4 - 161	<10 - 24.3	48.5	22.5
	Cadmium	µg/L	0.08	5[#1]	0.2[#4]	0.08[#5]	<0.08	<0.08	<0.08	<0.08	<0.08	<0.08	<0.08	<0.08	<0.08	<0.08	<0.08
	Chromium (hexavalent)	µg/L	3		0.6[#4]	3.4[#4]	<3	<3 - 3.4	<3	<3	<3 - 6.93	<3	<3	<3	<3	<3	<3
	Chromium	µg/L	1	50[#1]	0.6[#4]	3.4[#6]	<1 - 1.55	1.15 - 2.91	<1	<1	1.47 - 4.17	<1	<1	<1	<1	<1	<1
	Chromium (Trivalent)	µg/L	3			4.7[#4]	<3	<3	<3	<3	<3	<3	<3	<3	<3	<3	<3
	Cobalt	µg/L	0.5		3[#7]	3[#7]	<0.5	<0.5	<0.5	<0.5	<0.5	<0.5 - 1.63	0.7 - 3.92	<0.5	<0.5	<0.5	<0.5
	Copper	µg/L	0.3	2000[#1]	3.76[#8]	1(bio)[#9]	6.04 - 10	3.38 - 6.25	2.11 - 2.32	4.78 - 11.6	3.83 - 8.29	2.95 - 2.96	0.789 - 2.23	0.642 - 1.32	0.464 - 0.701	9.94	1.81
	Lead	µg/L	0.2	10[#1]	1.3[#4]	1.2(bio)[#9]	<0.2	<0.2	<0.2 - 0.436	<0.2 - 0.23	<0.2	<0.2 - 0.219	0.219 - 0.25	<0.2	<0.2	<0.2	<0.2
	Mercury	µg/L	0.01	1[#1]	0.07(MAC)[#10]	0.07(MAC)[#10]	0.0155 - 0.0189	0.0102 - 0.0126	<0.01	<0.01	<0.01 - 0.207	<0.01	<0.01	<0.01 - 0.0106	<0.01	0.0108	<0.01
	Molybdenum	µg/L	3	70[#11]			<3 - 4.12	<3	<3	<3 - 4.06	10.1 - 13.4	18.8 - 51	17 - 32.8	<3 - 5.28	<3	<3	<3
	Nickel	µg/L	0.4	20[#1]	8.6[#4]	4(bio)[#9]	1.58 - 2.75	0.788 - 1.42	0.607 - 0.922	0.819 - 1.87	0.517 - 1.18	2.81 - 5.38	3.62 - 10.5	<0.4 - 0.472	<0.4	3.2	0.462
	Selenium	µg/L	1	10[#1]			<1	<1	<1	<1	<1 - 2.08	1.13 - 2.49	<1 - 1.67	<1	<1	1.02	<1
	Vanadium	µg/L	1		100[#12]	20[#13]	3.98 - 4.62	2 - 2.05	<1 - 1.77	1.46 - 1.72	<1	1.43 - 2.59	1.18 - 1.81	<1	<1	1.54	<1
	Zinc	µg/L	1	3000[#14]		10.9(bio)[#9]	2.18 - 2.76	1.65 - 5.62	1.56 - 3.92	<1 - 1.73	<1	<1 - 1.35	1.1 - 1.17	1.11 - 1.29	<1	9.57	2.73
Inorganics	Ammoniacal Nitrogen as N	mg/L	0.01		0.021[#2]	0.6[#15]	0.0166 - 0.0204	<0.01 - 0.0116	0.0165 - 0.0316	0.0152 - 0.064	0.0151 - 0.0228	0.0117 - 0.0376	1.44 - 2.78	<0.01 - 0.0147	<0.01	0.0304	0.0184
	Calcium	mg/L	0.2				39.8 - 117	25.4 - 76.5	11.4 - 19.4	22.9 - 82.4	24.9 - 67.1	41 - 154	30.4 - 150	31 - 65.2	9.38 - 26.7	53.5	39.6
	Chloride	mg/L	2	250[#1]		250[#3]	<2 - 6.7	<2	<2	<2 - 4.2	<2	<2 - 4.3	2.2 - 5.5	<2 - 8.4	<2 - 6.9	4.1	4.6
	Cyanide (Free)	µg/L	2.5	50[#1]	1[#2]	1[#2]	<2.5	<2.5	<2.5	<2.5	<2.5	<2.5	<2.5	<2.5	<2.5	<2.5	<2.5
	Cyanide Total	µg/L	5	50[#1]	1[#2]	1[#2]	<5	<5	<5	<5	<5	<5 - 5.06	<5	<5	<5	<5	<5
	cyanides-complex	µg/L	5	50[#1]	1[#2]	1[#2]	<5	<5	<5	<5	<5	<5 - 5.06	<5	<5	<5	<5	<5
	Fluoride	µg/L	500	1500[#1]	5000[#7]	1000[#16]	<500	551 - 578	<500 - 565	861 - 1040	949 - 1020	1290 - 1440	1290 - 1390	<500	<500	802	<500
	Magnesium	mg/L	0.036				0.828 - 2.58	0.236 - 0.772	0.157 - 0.2	0.461 - 1.93	1.43 - 4.82	3.02 - 13.2	2.33 - 13.2	1.11 - 2.77	0.178 - 0.694	1.31	0.613
	Potassium	mg/L	0.2				4.74 - 9.88	0.521 - 1.01	0.302 - 0.608	5.17 - 12.7	2.31 - 5.53	6.66 - 18.4	4.11 - 12.7	<0.2 - 0.257	<0.2	2.99	0.217
	Sodium	mg/L	0.076	200[#1]			1.25 - 3.34	1.23 - 3.36	0.961 - 2.31	1.47 - 4.04	2.32 - 7.08	4.24 - 17.1	5.11 - 24.1	4.54 - 12.3	1.18 - 3.43	3.64	3.53
	Sulphate	mg/L	2	250(SO4)[#17]		400[#3]	<2	<2	<2	<2 - 2	<2 - 17.9	57 - 336	20.8 - 318	9.4 - 52.7	2.5 - 19.5	13.4	11.1
Phenolics	Xylenols	µg/L	0.5				<0.5	<0.5	<0.5	<0.5	<0.5	<0.5	<0.5	<0.5	<0.5	<0.5	<0.5
	Cresol Total	µg/L	0.5				<0.5	<0.5	<0.5	<0.5	<0.5	<0.5	<0.5	<0.5	<0.5	<0.5	<6
	Phenol	µg/L	0.5	5800[#18]	7.7[#2]	7.7[#2]	<0.5	<0.5	<0.5	<0.5	<0.5	<0.5 - 1.18	0.61 - 3.04	<0.5	<0.5	<0.5	<0.5
	Phenols Monohydric	µg/L	0.5				<0.5	<0.5	<0.5	<0.5	<0.5	<0.5 - 1.18	0.61 - 3.04	<0.5	<0.5	<0.5	<6
Other	Conductivity @ 20oC	µS/cm					-	-	-	-	-	-	-	-	-	-	-

Environmental Standards Comments
#1:Water Supply (Water Quality) Regulations 2016.
#2:Water Framework Directive (Standards and Classification) Directions (England and Wales) 2015.
#3:Operational Targets and EQS. EA, April 2018
#4:Water Framework Directive (Standards & Classification) Directions (England & Wales) 2015. Dissolved fraction.
#5:Water Framework Directive (Standards & Classification) Directions (England & Wales) 2015. Dissolved fraction. Lowest criteria presented (<40mg/l of CaCO3). See 'further assessment' if criteria exceeded and hardness (CaCO3) data available.
#6:Water Framework Directive (Standards and Classification) Directions (England and Wales) 2015. Dissolved Fraction. If hexavalent chromium (CrVI) data is available, a value of 4.7µg/l may be appropriate for the remaining trivalent chromium (CrIII).
#7:Operational Targets and EQS. EA, April 2018. Dissolved fraction.
#8:Water Framework Directive (Standards and Classification) Directions (England and Wales) 2015. Dissolved Fraction. If DOC >1mg/l then a higher criteria applies [3.76+(2.677x((DOC/2)-0.5))]
#9:Water Framework Directive (Standards & Classification) Directions (England & Wales) 2015. Dissolved & bioavailable (bio) fraction plus background. M-BAT tool to assess: http://wfduk.org/resources/rivers-lakes-metal-bioavailability-assessment-tool-m-bat
#10:Water Framework Directive (Standards and Classification) Directions (England and Wales) 2015. Dissolved Fraction. MAC adopted in absence of AA value.
#11:Guidelines for Drinking-water Quality, 4th Edition. WHO, 2011. Informal value.
#12:Operational Targets and EQS. EA, April 2018.
#13:Operational Targets and EQS. EA, April 2018. Lowest criteria presented (<200mg/l CaCO3). See 'further assessment' values if criteria exceeded and hardness (CaCO3) data available.
#14:Guidelines for Drinking-water Quality, 4th Edition. WHO, 2011. Based on taste rather than a formal guideline.
#15:Water Framework Directive (Standards and Classification) Directions (England and Wales) 2015. Indicator of 'good' status (90%ile) - Ammonia standard for lakes and rivers (total ammonia as nitrogen).
#16:Operational Targets and EQS. EA, April 2018. Dissolved fraction. Lowest criteria presented (<50 mg/l CaCO3). See 'further assessment' values if criteria exceeded and hardness (CaCO3) data available.
#17:Water Supply (Water Quality) Regulations 2016. As SO4.
#18:US EPA Regional Screening Levels, May 2019. https://www.epa.gov/risk/regional-screening-levels-rsls-generic-tables

Key

<0.6	Result MDL exceeds GAC
27.8	Result exceeds GAC
-	Determinand not tested for

Notes
Where a range is given a determinand has been analysed for by more than one method

						Location_Code	BH03002	BH03003	BH03003	BH03004	BH03004	BH03004	BH03005	BH03005	BH03006	BH03006	BH03300
						Sample_Depth_Range	0.05-0.15	0.5-1	2.8-2.9	0.05-0.1	0.4-0.5	1.5-1.6	0.05-0.1	1.5-1.6	0.1-0.2	1.6-1.7	0.1-0.1
						Sampled_Date_Time	06/09/2019	02/09/2019	04/09/2019	10/09/2019	10/09/2019	13/09/2019	02/09/2019	04/09/2019	16/09/2019	19/09/2019	20/04/2020
				UK Drinking Water Standards (GAC)	UK Estuaries and coastal waters EQS (GAC)	UK Freshwater EQS (GAC)											
Chem_Group	**ChemName**	**output unit**	**EQL**														
Metals	Antimony	µg/L	1	5[#1]			2.63	1.28	<1	1.35	1.21	<1	6.82	<1	1.05	<1	<1
	Arsenic	µg/L	0.5	10[#1]	25[#2]	50[#2]	3.46	0.541	<0.5	3.07	1.14	<0.5	4.68	<0.5	3.79	<0.5	<0.5
	Boron	µg/L	10	1000[#1]	7000[#3]	2000[#3]	57.6	17.4	<10	53.4	18.3	10.3	44.1	<10	49.3	16.3	16.6 - 40.5
	Cadmium	µg/L	0.08	5[#1]	0.2[#4]	0.08[#5]	<0.08	<0.08	<0.08	<0.08	<0.08	<0.08	<0.08	<0.08	<0.08	<0.08	<0.08
	Chromium (hexavalent)	µg/L	3		0.6[#4]	3.4[#4]	8.65	<3	<3	<3	<3	<3	<3	<3	<3	<3	<3
	Chromium	µg/L	1	50[#1]	0.6[#4]	3.4[#6]	8.26	<1	<1	<1	<1	<1	<1	<1	<1	<1	<1
	Chromium (Trivalent)	µg/L	3			4.7[#4]	<3	<3	<3	<3	<3	<3	<3	<3	<3	<3	<3
	Cobalt	µg/L	0.5		3[#7]	3[#7]	<0.5	<0.5	<0.5	<0.5	<0.5	<0.5	<0.5	<0.5	<0.5	<0.5	<0.5
	Copper	µg/L	0.3	2000[#1]	3.76[#8]	1(bio)[#9]	12	2.85	1.3	12	5.35	1.26	13.3	0.828	10.1	<0.3	1.53 - 3.12
	Lead	µg/L	0.2	10[#1]	1.3[#4]	1.2(bio)[#9]	<0.2	<0.2	<0.2	<0.2	<0.2	<0.2	<0.2	<0.2	<0.2	<0.2	0.392 - 1.23
	Mercury	µg/L	0.01	1[#1]	0.07(MAC)[#10]	0.07(MAC)[#10]	0.0196	<0.01	<0.01	<0.01	<0.01	<0.01	<0.01	<0.01	<0.01	<0.01	<0.01
	Molybdenum	µg/L	3	70[#11]			3.8	<3	<3	<3	4	<3	<3	<3	3.44	5.89	<3 - 3.18
	Nickel	µg/L	0.4	20[#1]	8.6[#4]	4(bio)[#9]	2.03	1.07	1.09	2.99	1.35	0.702	2.89	0.965	2.32	<0.4	0.449 - 1.13
	Selenium	µg/L	1	10[#1]			1.17	<1	<1	<1	<1	<1	1.03	<1	<1	<1	<1
	Vanadium	µg/L	1		100[#12]	20[#13]	3.97	1.73	<1	3.48	1.16	<1	3.4	1.11	2.54	<1	<1
	Zinc	µg/L	1	3000[#14]		10.9(bio)[#9]	3.74	1.92	16.2	6.56	2.48	<1	6.44	<1	2.49	1.47	<1 - 1.28
Inorganics	Ammoniacal Nitrogen as N	mg/L	0.01		0.021[#2]	0.6[#15]	0.0166	0.0142	0.0137	0.0279	0.0158	0.0128	0.0214	0.0151	0.0105	0.0144	<0.01
	Calcium	mg/L	0.2				53.1	25	19.7	97.1	41	34.4	65.4	19.1	54.5	20.8	20.7 - 57.8
	Chloride	mg/L	2	250[#1]		250[#3]	4.9	3.8	12.3	7.6	3.5	9	4.2	2.7	2.9	<2	<2
	Cyanide (Free)	µg/L	2.5	50[#1]	1[#2]	1[#2]	<2.5	<2.5	<2.5	<2.5	<2.5	<2.5	<2.5	<2.5	<2.5	<2.5	<2.5
	Cyanide Total	µg/L	5	50[#1]	1[#2]	1[#2]	<5	<5	<5	<5	<5	<5	<5	<5	<5	<5	<5
	cyanides-complex	µg/L	5	50[#1]	1[#2]	1[#2]	<5	<5	<5	<5	<5	<5	<5	<5	<5	<5	<5
	Fluoride	µg/L	500	1500[#1]	5000[#7]	1000[#16]	503	618	<500	<500	779	<500	522	<500	639	<500	<500 - 830
	Magnesium	mg/L	0.036				2	0.39	0.438	1.28	0.415	0.547	0.704	0.421	0.698	0.386	0.358 - 1.13
	Potassium	mg/L	0.2				2.12	2.27	1.5	9.14	4.71	1.56	2.06	2.56	1.72	0.329	<0.2 - 0.556
	Sodium	mg/L	0.076	200[#1]			3.61	2.99	11.9	4.51	3.24	8.12	4.51	2.56	3.46	2.68	1.4 - 3.36
	Sulphate	mg/L	2	250(SO4)[#17]		400[#3]	10	7.6	9.9	10.5	12.4	9.8	15.3	9	8.8	10.9	<2
Phenolics	Xylenols	µg/L	0.5				<0.5	<0.5	0.6	<0.5	<0.5	<0.5	<0.5	<0.5	<0.5	<0.5	<0.5
	Cresol Total	µg/L	0.5				<0.5	<2	<0.5	<0.5	<0.5	<0.5	<0.5	<0.5	<5	<0.5	<0.5
	Phenol	µg/L	0.5	5800[#18]	7.7[#2]	7.7[#2]	<1	<0.5	<0.5	<0.5	<0.5	<0.5	<0.5	<0.5	<0.5	<0.5	<0.5
	Phenols Monohydric	µg/L	0.5				<1	<2	0.6	<0.5	<0.5	<0.5	<0.5	<0.5	<5	<0.5	<0.5
Other	Conductivity @ 20oC	µS/cm					-	-	-	-	-	-	-	-	-	-	-

Environmental Standards Comments
#1:Water Supply (Water Quality) Regulations 2016.
#2:Water Framework Directive (Standards and Classification) Directions (England and Wales) 2015.
#3:Operational Targets and EQS. EA, April 2018
#4:Water Framework Directive (Standards & Classification) Directions (England & Wales) 2015. Dissolved fraction.
#5:Water Framework Directive (Standards & Classification) Directions (England & Wales) 2015. Dissolved fraction. Lowest criteria presented (<40mg/l of CaCO3). See 'further assessment' if criteria exceeded and hardness (CaCO3) data available.
#6:Water Framework Directive (Standards and Classification) Directions (England and Wales) 2015. Dissolved Fraction. If hexavalent chromium (CrVI) data is available, a value of 4.7µg/l may be appropriate for the remaining trivalent chromium (CrIII).
#7:Operational Targets and EQS. EA, April 2018. Dissolved fraction.
#8:Water Framework Directive (Standards and Classification) Directions (England and Wales) 2015. Dissolved Fraction. If DOC >1mg/l then a higher criteria applies [3.76+(2.677x((DOC/2)-0.5))]
#9:Water Framework Directive (Standards & Classification) Directions (England & Wales) 2015. Dissolved & bioavailable (bio) fraction plus background. M-BAT tool to assess: http://wfduk.org/resources/rivers-lakes-metal-bioavailability-assessment-tool-m-bat
#10:Water Framework Directive (Standards and Classification) Directions (England and Wales) 2015. Dissolved Fraction. MAC adopted in absence of AA value.
#11:Guidelines for Drinking-water Quality, 4th Edition. WHO, 2011. Informal value.
#12:Operational Targets and EQS. EA, April 2018.
#13:Operational Targets and EQS. EA, April 2018. Lowest criteria presented (<200mg/l CaCO3). See 'further assessment' values if criteria exceeded and hardness (CaCO3) data available.
#14:Guidelines for Drinking-water Quality, 4th Edition. WHO, 2011. Based on taste rather than a formal guideline.
#15:Water Framework Directive (Standards and Classification) Directions (England and Wales) 2015. Indicator of 'good' status (90%ile) - Ammonia standard for lakes and rivers (total ammonia as nitrogen).
#16:Operational Targets and EQS. EA, April 2018. Dissolved fraction. Lowest criteria presented (<50 mg/l CaCO3). See 'further assessment' values if criteria exceeded and hardness (CaCO3) data available.
#17:Water Supply (Water Quality) Regulations 2016. As SO4.
#18:US EPA Regional Screening Levels, May 2019. https://www.epa.gov/risk/regional-screening-levels-rsls-generic-tables

Key

<0.6	Result MDL exceeds GAC
27.8	Result exceeds GAC
-	Determinand not tested for

Notes
Where a range is given a determinand has been analysed for by more than one method

						Location_Code	BH03300	BH03300	BH03300	BH04001	BH04001	BH04004	BH04004	BH04005	BH04005	BH04006
						Sample_Depth_Range	0.2-0.2	0.7-0.7	1.3-1.5	0.05-0.1	3.35-3.45	0.05-0.1	1-1.2	0.05-0.15	1.2-1.3	0.05-0.15
						Sampled_Date_Time	20/04/2020	20/04/2020	22/04/2020	24/09/2019	25/09/2019	01/10/2019	01/10/2019	14/10/2019	15/10/2019	10/10/2019
				UK Drinking Water Standards (GAC)	UK Estuaries and coastal waters EQS (GAC)	UK Freshwater EQS (GAC)										
Chem_Group	**ChemName**	**output unit**	**EQL**													
Metals	Antimony	µg/L	1	5[#1]			<1	<1	<1	2.02	<1	1.83	<1	<1	<1	1.79
	Arsenic	µg/L	0.5	10[#1]	25[#2]	50[#2]	<0.5	<0.5	<0.5	3.43	<0.5	2.38	<0.5	2.31	1.43	6.29
	Boron	µg/L	10	1000[#1]	7000[#3]	2000[#3]	<10 - 24.8	14 - 34.8	13.9	101	37.1	138	72.1	117	145	858
	Cadmium	µg/L	0.08	5[#1]	0.2[#4]	0.08[#5]	<0.08	<0.08	<0.08	<0.08	<0.08	0.66	<0.08	<0.08	<0.08	0.132
	Chromium (hexavalent)	µg/L	3		0.6[#4]	3.4[#4]	<3	<3 - 8.1	<3	<3	<3	<3	<3	<3	<3	<3
	Chromium	µg/L	1	50[#1]	0.6[#4]	3.4[#6]	<1	<1 - 1.79	<1	<1	<1	1.07	<1	<1	<1	4.15
	Chromium (Trivalent)	µg/L	3			4.7[#4]	<3	<3	<3	<3	<3	<3	<3	<3	<3	4.15
	Cobalt	µg/L	0.5		3[#7]	3[#7]	<0.5	<0.5	<0.5	<0.5	<0.5	2.37	<0.5	<0.5	<0.5	1.01
	Copper	µg/L	0.3	2000[#1]	3.76[#8]	1(bio)[#9]	0.463 - 0.78	0.798 - 1.43	0.644	16.1	1.13	33.7	3.16	8.13	5.32	23.8
	Lead	µg/L	0.2	10[#1]	1.3[#4]	1.2(bio)[#9]	<0.2 - 0.487	<0.2 - 0.896	<0.2	0.359	<0.2	2.84	<0.2	<0.2	<0.2	13.2
	Mercury	µg/L	0.01	1[#1]	0.07(MAC)[#10]	0.07(MAC)[#10]	<0.01	<0.01	<0.01	0.0111	<0.01	0.048	0.0784	<0.01	<0.01	0.113
	Molybdenum	µg/L	3	70[#11]			<3	<3	<3	<3	<3	<3	<3	13.9	11.8	<3
	Nickel	µg/L	0.4	20[#1]	8.6[#4]	4(bio)[#9]	<0.4	<0.4	<0.4	4.92	0.517	22.7	1.26	2.15	1.84	16.8
	Selenium	µg/L	1	10[#1]			<1	<1	<1	<1	<1	1.45	<1	1.51	<1	1.96
	Vanadium	µg/L	1		100[#12]	20[#13]	<1	<1	<1	2.89	<1	2.27	<1	3.59	1.59	13.1
	Zinc	µg/L	1	3000[#14]		10.9(bio)[#9]	1.41 - 1.45	1 - 1.91	<1	2.89	4.52	40.1	1.1	4.84	10.7	268
Inorganics	Ammoniacal Nitrogen as N	mg/L	0.01		0.021[#2]	0.6[#15]	<0.01	<0.01	<0.01	0.0217	0.0109	0.102	0.0246	0.0146	0.0178	0.05
	Calcium	mg/L	0.2				13.2 - 29.4	19.5 - 36.3	12.9	9.8	24.3	15.4	7.9	19.4	15.3	6.23
	Chloride	mg/L	2	250[#1]		250[#3]	<2	<2	<2	16.4	5.2	16.7	6.2	148	43.2	7.1
	Cyanide (Free)	µg/L	2.5	50[#1]	1[#2]	1[#2]	<2.5	<2.5	<2.5	<2.5	<2.5	<2.5	<2.5	<2.5	<2.5	<2.5
	Cyanide Total	µg/L	5	50[#1]	1[#2]	1[#2]	<5	<5	<5	<5	<5	<5	<5	<5	<5	<5
	cyanides-complex	µg/L	5	50[#1]	1[#2]	1[#2]	<5	<5	<5	<5	<5	<5	<5	<5	<5	<5
	Fluoride	µg/L	500	1500[#1]	5000[#7]	1000[#16]	<500 - 541	505 - 593	<500	<500	<500	<500	<500	1210	925	1430
	Magnesium	mg/L	0.036				0.23 - 0.563	0.347 - 0.727	0.343	0.608	1.11	0.966	0.598	3.39	2.68	0.786
	Potassium	mg/L	0.2				<0.2	<0.2	<0.2	8.93	<0.2	31	0.566	36	17.9	0.766
	Sodium	mg/L	0.076	200[#1]			0.989 - 2.81	1.45 - 3.38	2.01	4.04	7.95	5.25	3.94	82.2	44	54.4
	Sulphate	mg/L	2	250(SO4)[#17]		400[#3]	<2	<2	<2	12.8	12.2	24.6	9.9	22.2	12.1	41.7
Phenolics	Xylenols	µg/L	0.5				<0.5	<0.5	<0.5	<0.5	<0.5	<0.5	<0.5	<0.5	<0.5	<0.5
	Cresol Total	µg/L	0.5				<0.5	<0.5	<0.5	<0.5	<1	<1	<0.5	<0.5	<2	<0.5
	Phenol	µg/L	0.5	5800[#18]	7.7[#2]	7.7[#2]	<0.5	<0.5	<0.5	<0.5	<0.5	<3	<1	<0.5	<0.5	2.73
	Phenols Monohydric	µg/L	0.5				<0.5	<0.5	<0.5	<0.5	<1	<4	<1	<0.5	<2	2.73
Other	Conductivity @ 20oC	µS/cm					-	-	-	-	-	-	-	-	-	-

Environmental Standards Comments
#1:Water Supply (Water Quality) Regulations 2016.
#2:Water Framework Directive (Standards and Classification) Directions (England and Wales) 2015.
#3:Operational Targets and EQS. EA, April 2018
#4:Water Framework Directive (Standards & Classification) Directions (England & Wales) 2015. Dissolved fraction.
#5:Water Framework Directive (Standards & Classification) Directions (England & Wales) 2015. Dissolved fraction. Lowest criteria presented (<40mg/l of CaCO3). See 'further assessment' if criteria exceeded and hardness (CaCO3) data available.
#6:Water Framework Directive (Standards and Classification) Directions (England and Wales) 2015. Dissolved Fraction. If hexavalent chromium (CrVI) data is available, a value of 4.7µg/l may be appropriate for the remaining trivalent chromium (CrIII).
#7:Operational Targets and EQS. EA, April 2018. Dissolved fraction.
#8:Water Framework Directive (Standards and Classification) Directions (England and Wales) 2015. Dissolved Fraction. If DOC >1mg/l then a higher criteria applies [3.76+(2.677x((DOC/2)-0.5))]
#9:Water Framework Directive (Standards & Classification) Directions (England & Wales) 2015. Dissolved & bioavailable (bio) fraction plus background. M-BAT tool to assess: http://wfduk.org/resources/rivers-lakes-metal-bioavailability-assessment-tool-m-bat
#10:Water Framework Directive (Standards and Classification) Directions (England and Wales) 2015. Dissolved Fraction. MAC adopted in absence of AA value.
#11:Guidelines for Drinking-water Quality, 4th Edition. WHO, 2011. Informal value.
#12:Operational Targets and EQS. EA, April 2018.
#13:Operational Targets and EQS. EA, April 2018. Lowest criteria presented (<200mg/l CaCO3). See 'further assessment' values if criteria exceeded and hardness (CaCO3) data available.
#14:Guidelines for Drinking-water Quality, 4th Edition. WHO, 2011. Based on taste rather than a formal guideline.
#15:Water Framework Directive (Standards and Classification) Directions (England and Wales) 2015. Indicator of 'good' status (90%ile) - Ammonia standard for lakes and rivers (total ammonia as nitrogen).
#16:Operational Targets and EQS. EA, April 2018. Dissolved fraction. Lowest criteria presented (<50 mg/l CaCO3). See 'further assessment' values if criteria exceeded and hardness (CaCO3) data available.
#17:Water Supply (Water Quality) Regulations 2016. As SO4.
#18:US EPA Regional Screening Levels, May 2019. https://www.epa.gov/risk/regional-screening-levels-rsls-generic-tables

Key

<0.6	Result MDL exceeds GAC
27.8	Result exceeds GAC
-	Determinand not tested for

Notes
Where a range is given a determinand has been analysed for by more than one method

						Location_Code	BH04006	BH04007	BH04007	BH04008	BH04009	BH04009	BH04010	BH04010	BH04011	BH04011	BH04011
						Sample_Depth_Range	1-1.2	0.05-0.2	2.6-2.7	0.05-0.1	0.5-0.7	2.15-2.25	0.05-0.15	0.5-0.6	0.05-0.2	1-1.2	10.8-11.2
						Sampled_Date_Time	10/10/2019	30/09/2019	03/10/2019	07/10/2019	07/10/2019	10/10/2019	05/09/2019	05/09/2019	30/09/2019	30/09/2019	02/10/2019
				UK Drinking Water Standards (GAC)	UK Estuaries and coastal waters EQS (GAC)	UK Freshwater EQS (GAC)											
Chem_Group	**ChemName**	**output unit**	**EQL**														
Metals	Antimony	µg/L	1	5[#1]			<1	<1	1.34	1.45	<1	<1	<1	<1	<1	<1	<1
	Arsenic	µg/L	0.5	10[#1]	25[#2]	50[#2]	3.46	2.06	5.76	28.8	2.97	0.609	3.9	0.657	1.18	2.37	2.88
	Boron	µg/L	10	1000[#1]	7000[#3]	2000[#3]	1080	616	121	155	673	65.3	603	428	199	1160	514
	Cadmium	µg/L	0.08	5[#1]	0.2[#4]	0.08[#5]	<0.08	<0.08	<0.08	<0.08	<0.08	<0.08	0.0959	<0.08	<0.08	<0.08	<0.08
	Chromium (hexavalent)	µg/L	3		0.6[#4]	3.4[#4]	<3	<3	<3	<3	17.2	<3	<3	<3	<3	<3	<3
	Chromium	µg/L	1	50[#1]	0.6[#4]	3.4[#6]	<1	<1	<1	<1	3.64	<1	1.71	<1	<1	<1	<1
	Chromium (Trivalent)	µg/L	3			4.7[#4]	<3	<3	<3	<3	<3	<3	<3	<3	<3	<3	<3
	Cobalt	µg/L	0.5		3[#7]	3[#7]	<0.5	<0.5	<0.5	<0.5	1.47	<0.5	0.662	<0.5	<0.5	0.761	<0.5
	Copper	µg/L	0.3	2000[#1]	3.76[#8]	1(bio)[#9]	2.87	16.7	2.23	15.9	9.64	4.07	30.2	2.86	9.13	13.9	5.11
	Lead	µg/L	0.2	10[#1]	1.3[#4]	1.2(bio)[#9]	0.965	0.678	<0.2	0.845	2.42	<0.2	2.65	<0.2	1.24	0.272	0.465
	Mercury	µg/L	0.01	1[#1]	0.07(MAC)[#10]	0.07(MAC)[#10]	0.153	0.114	<0.01	0.0772	0.0342	<0.01	0.0115	<0.01	0.0185	0.0363	0.0946
	Molybdenum	µg/L	3	70[#11]			14	6.74	3.58	18.1	<3	<3	<3	6.25	<3	14.7	21.9
	Nickel	µg/L	0.4	20[#1]	8.6[#4]	4(bio)[#9]	1.67	9.26	3.35	10.9	9.09	0.785	19.3	2.85	13.7	13.8	1.62
	Selenium	µg/L	1	10[#1]			5.76	<1	3.85	1.19	<1	<1	<1	1.28	<1	7.06	3.02
	Vanadium	µg/L	1		100[#12]	20[#13]	5.91	1.09	6.09	41.8	10.7	<1	5.43	<1	1.63	11.2	1.15
	Zinc	µg/L	1	3000[#14]		10.9(bio)[#9]	2.8	38.1	<1	6.12	152	2.8	110	42.7	3.59	48	69.2
Inorganics	Ammoniacal Nitrogen as N	mg/L	0.01		0.021[#2]	0.6[#15]	<0.01	0.016	0.0181	0.0786	0.0829	0.0157	0.0342	0.0166	0.011	0.0491	0.795
	Calcium	mg/L	0.2				0.615	23.2	4.81	67.5	20.7	31.3	31.2	45.1	0.907	56.2	54.7
	Chloride	mg/L	2	250[#1]		250[#3]	3.8	10.8	16.7	10.9	10.2	2.2	22.9	12.3	6.5	612	2900
	Cyanide (Free)	µg/L	2.5	50[#1]	1[#2]	1[#2]	<2.5	<2.5	<2.5	3.17	<2.5	<2.5	<2.5	<2.5	<2.5	<2.5	<2.5
	Cyanide Total	µg/L	5	50[#1]	1[#2]	1[#2]	<5	<5	<5	<5	<5	<5	<5	<5	<5	<5	<5
	cyanides-complex	µg/L	5	50[#1]	1[#2]	1[#2]	<5	<5	<5	<5	<5	<5	<5	<5	<5	<5	<5
	Fluoride	µg/L	500	1500[#1]	5000[#7]	1000[#16]	3870	1320	713	<500	<500	589	922	1340	<500	2940	1480
	Magnesium	mg/L	0.036				0.197	7.09	1.7	4.72	1.63	1.55	6.98	18	0.273	64.4	69.3
	Potassium	mg/L	0.2				1.43	21	13.8	31.8	0.416	0.511	11.2	7.27	0.299	69.2	61.6
	Sodium	mg/L	0.076	200[#1]			50.1	150	55.6	12	10.7	5.62	29.9	72.6	18.4	824	1860
	Sulphate	mg/L	2	250(SO4)[#17]		400[#3]	13.9	284	19.3	<2	36.4	4.7	75.7	260	11.1	1200	511
Phenolics	Xylenols	µg/L	0.5				<0.5	<0.5	<0.5	0.52	0.53	<0.5	<0.5	<0.5	<0.5	<0.5	<0.5
	Cresol Total	µg/L	0.5				<0.5	<0.5	<0.5	<0.5	0.79	<0.5	<0.5	<0.5	<0.5	1.07	<0.5
	Phenol	µg/L	0.5	5800[#18]	7.7[#2]	7.7[#2]	<0.5	<1	<1	0.82	2.36	0.98	<0.5	<0.5	2.4	2.45	<1
	Phenols Monohydric	µg/L	0.5				<0.5	<1	<1	1.34	3.68	0.98	<0.5	<0.5	2.4	3.52	<1
Other	Conductivity @ 20oC	µS/cm					-	-	-	-	-	-	-	-	-	-	-

Environmental Standards Comments
#1:Water Supply (Water Quality) Regulations 2016.
#2:Water Framework Directive (Standards and Classification) Directions (England and Wales) 2015.
#3:Operational Targets and EQS. EA, April 2018
#4:Water Framework Directive (Standards & Classification) Directions (England & Wales) 2015. Dissolved fraction.
#5:Water Framework Directive (Standards & Classification) Directions (England & Wales) 2015. Dissolved fraction. Lowest criteria presented (<40mg/l of CaCO3). See 'further assessment' if criteria exceeded and hardness (CaCO3) data available.
#6:Water Framework Directive (Standards and Classification) Directions (England and Wales) 2015. Dissolved Fraction. If hexavalent chromium (CrVI) data is available, a value of 4.7µg/l may be appropriate for the remaining trivalent chromium (CrIII).
#7:Operational Targets and EQS. EA, April 2018. Dissolved fraction.
#8:Water Framework Directive (Standards and Classification) Directions (England and Wales) 2015. Dissolved Fraction. If DOC >1mg/l then a higher criteria applies [3.76+(2.677x((DOC/2)-0.5))]
#9:Water Framework Directive (Standards & Classification) Directions (England & Wales) 2015. Dissolved & bioavailable (bio) fraction plus background. M-BAT tool to assess: http://wfduk.org/resources/rivers-lakes-metal-bioavailability-assessment-tool-m-bat
#10:Water Framework Directive (Standards and Classification) Directions (England and Wales) 2015. Dissolved Fraction. MAC adopted in absence of AA value.
#11:Guidelines for Drinking-water Quality, 4th Edition. WHO, 2011. Informal value.
#12:Operational Targets and EQS. EA, April 2018.
#13:Operational Targets and EQS. EA, April 2018. Lowest criteria presented (<200mg/l CaCO3). See 'further assessment' values if criteria exceeded and hardness (CaCO3) data available.
#14:Guidelines for Drinking-water Quality, 4th Edition. WHO, 2011. Based on taste rather than a formal guideline.
#15:Water Framework Directive (Standards and Classification) Directions (England and Wales) 2015. Indicator of 'good' status (90%ile) - Ammonia standard for lakes and rivers (total ammonia as nitrogen).
#16:Operational Targets and EQS. EA, April 2018. Dissolved fraction. Lowest criteria presented (<50 mg/l CaCO3). See 'further assessment' values if criteria exceeded and hardness (CaCO3) data available.
#17:Water Supply (Water Quality) Regulations 2016. As SO4.
#18:US EPA Regional Screening Levels, May 2019. https://www.epa.gov/risk/regional-screening-levels-rsls-generic-tables

Key

<0.6	Result MDL exceeds GAC
27.8	Result exceeds GAC
-	Determinand not tested for

Notes
Where a range is given a determinand has been analysed for by more than one method

						Location_Code	BH04011	BH04012	BH04012	BH04013	BH04013	BH04015	BH04016	BH04016	BH04017	BH04017	BH04017
						Sample_Depth_Range	3.7-4.1	0.05-0.15	1-1.2	0.05-0.15	3-3.1	0.05-0.1	0.05-0.15	0.8-0.9	0.05-0.15	0.3-0.5	1.5-1.7
						Sampled_Date_Time	02/10/2019	08/10/2019	08/10/2019	17/09/2019	18/09/2019	25/09/2019	12/09/2019	12/09/2019	09/10/2019	09/10/2019	10/10/2019
				UK Drinking Water Standards (GAC)	UK Estuaries and coastal waters EQS (GAC)	UK Freshwater EQS (GAC)											
Chem_Group	**ChemName**	**output unit**	**EQL**														
Metals	Antimony	µg/L	1	5[#1]			1.48	1.29	<1	<1	1.74	<1	<1	<1	<1	<1	<1
	Arsenic	µg/L	0.5	10[#1]	25[#2]	50[#2]	3.07	4.89	0.836	7.16	3.67	2.03	2.11	1.45	1.96	0.645	2.46
	Boron	µg/L	10	1000[#1]	7000[#3]	2000[#3]	1800	794	2460	443	504	715	484	514	693	408	676
	Cadmium	µg/L	0.08	5[#1]	0.2[#4]	0.08[#5]	<0.08	0.0883	0.556	<0.08	<0.08	<0.08	0.156	<0.08	1.16	<0.08	<0.08
	Chromium (hexavalent)	µg/L	3		0.6[#4]	3.4[#4]	<3	<3	<3	<3	<3	<3	<3	<3	<3	<3	<3
	Chromium	µg/L	1	50[#1]	0.6[#4]	3.4[#6]	1.26	1.55	<1	3.1	<1	<1	<1	<1	1.92	<1	<1
	Chromium (Trivalent)	µg/L	3			4.7[#4]	<3	<3	<3	3.1	<3	<3	<3	<3	<3	<3	<3
	Cobalt	µg/L	0.5		3[#7]	3[#7]	<0.5	1.2	88.3	0.618	<0.5	<0.5	<0.5	<0.5	24.6	<0.5	2.19
	Copper	µg/L	0.3	2000[#1]	3.76[#8]	1(bio)[#9]	4.1	23.7	7.5	13.6	0.874	15.1	16	3.96	9.69	3.15	<0.3
	Lead	µg/L	0.2	10[#1]	1.3[#4]	1.2(bio)[#9]	0.311	4.6	2.37	<0.2	<0.2	0.308	1.9	<0.2	0.404	<0.2	<0.2
	Mercury	µg/L	0.01	1[#1]	0.07(MAC)[#10]	0.07(MAC)[#10]	0.0417	0.288	0.0308	<0.01	<0.01	<0.01	0.0154	<0.01	0.0144	<0.01	<0.01
	Molybdenum	µg/L	3	70[#11]			26.2	<3	<3	5.68	22.6	3.06	<3	8.68	<3	5.62	<3
	Nickel	µg/L	0.4	20[#1]	8.6[#4]	4(bio)[#9]	2.52	22.6	197	11.5	2.24	8.18	11.9	1.48	56.9	3.53	5.17
	Selenium	µg/L	1	10[#1]			1	<1	1.66	<1	1.11	<1	<1	<1	1.02	<1	<1
	Vanadium	µg/L	1		100[#12]	20[#13]	24.4	10.7	<1	7.22	4.53	2.53	3.57	1.04	<1	1.14	<1
	Zinc	µg/L	1	3000[#14]		10.9(bio)[#9]	61.4	183	747	9.61	3.29	23	34.2	7.69	78.5	2.3	3.63
Inorganics	Ammoniacal Nitrogen as N	mg/L	0.01		0.021[#2]	0.6[#15]	0.273	0.04	1.17	0.0605	7.44	0.034	0.0602	1.11	0.701	0.112	2.15
	Calcium	mg/L	0.2				12.4	12.6	187	239	17.9	81.5	70.8	43.8	94.5	4.94	37.8
	Chloride	mg/L	2	250[#1]		250[#3]	330	17.2	271	31.9	744	141	201	190	59	24.8	165
	Cyanide (Free)	µg/L	2.5	50[#1]	1[#2]	1[#2]	<2.5	<2.5	<2.5	<2.5	<2.5	<2.5	<2.5	<2.5	2.61	<2.5	<2.5
	Cyanide Total	µg/L	5	50[#1]	1[#2]	1[#2]	<5	<5	<5	<5	<5	<5	<5	<5	5.45	<5	<5
	cyanides-complex	µg/L	5	50[#1]	1[#2]	1[#2]	<5	<5	<5	<5	<5	<5	<5	<5	<5	<5	<5
	Fluoride	µg/L	500	1500[#1]	5000[#7]	1000[#16]	1180	681	896	<500	<500	<500	<500	578	<500	1910	<500
	Magnesium	mg/L	0.036				11.6	3.81	198	17.2	23.7	31.8	39.9	25	29.2	3.91	29.4
	Potassium	mg/L	0.2				42.8	6.21	91.1	77.7	33.5	3.3	37.6	45.7	30.5	11.6	51.7
	Sodium	mg/L	0.076	200[#1]			488	51.9	645	10.4	364	219	198	208	36.3	39.5	189
	Sulphate	mg/L	2	250(SO4)[#17]		400[#3]	448	79.2	2370	429	95.9	250	437	394	223	71.2	455
Phenolics	Xylenols	µg/L	0.5				19.4	<0.5	<0.5	<0.5	<0.5	<0.5	<0.5	<0.5	<0.5	<0.5	<0.5
	Cresol Total	µg/L	0.5				3.83	<0.5	<0.5	<0.5	<0.5	<2	<5	<4	<0.5	<0.5	<0.5
	Phenol	µg/L	0.5	5800[#18]	7.7[#2]	7.7[#2]	1.29	<0.5	<0.5	<1	<0.5	<0.5	<1	<1	0.76	0.62	<0.5
	Phenols Monohydric	µg/L	0.5				24.5	<0.5	<0.5	<1	<0.5	<2	<6	<5	0.76	0.62	<0.5
Other	Conductivity @ 20oC	µS/cm					-	-	-	-	-	-	-	-	-	-	-

Environmental Standards Comments
#1:Water Supply (Water Quality) Regulations 2016.
#2:Water Framework Directive (Standards and Classification) Directions (England and Wales) 2015.
#3:Operational Targets and EQS. EA, April 2018
#4:Water Framework Directive (Standards & Classification) Directions (England & Wales) 2015. Dissolved fraction.
#5:Water Framework Directive (Standards & Classification) Directions (England & Wales) 2015. Dissolved fraction. Lowest criteria presented (<40mg/l of CaCO3). See 'further assessment' if criteria exceeded and hardness (CaCO3) data available.
#6:Water Framework Directive (Standards and Classification) Directions (England and Wales) 2015. Dissolved Fraction. If hexavalent chromium (CrVI) data is available, a value of 4.7µg/l may be appropriate for the remaining trivalent chromium (CrIII).
#7:Operational Targets and EQS. EA, April 2018. Dissolved fraction.
#8:Water Framework Directive (Standards and Classification) Directions (England and Wales) 2015. Dissolved Fraction. If DOC >1mg/l then a higher criteria applies [3.76+(2.677x((DOC/2)-0.5))]
#9:Water Framework Directive (Standards & Classification) Directions (England & Wales) 2015. Dissolved & bioavailable (bio) fraction plus background. M-BAT tool to assess: http://wfduk.org/resources/rivers-lakes-metal-bioavailability-assessment-tool-m-bat
#10:Water Framework Directive (Standards and Classification) Directions (England and Wales) 2015. Dissolved Fraction. MAC adopted in absence of AA value.
#11:Guidelines for Drinking-water Quality, 4th Edition. WHO, 2011. Informal value.
#12:Operational Targets and EQS. EA, April 2018.
#13:Operational Targets and EQS. EA, April 2018. Lowest criteria presented (<200mg/l CaCO3). See 'further assessment' values if criteria exceeded and hardness (CaCO3) data available.
#14:Guidelines for Drinking-water Quality, 4th Edition. WHO, 2011. Based on taste rather than a formal guideline.
#15:Water Framework Directive (Standards and Classification) Directions (England and Wales) 2015. Indicator of 'good' status (90%ile) - Ammonia standard for lakes and rivers (total ammonia as nitrogen).
#16:Operational Targets and EQS. EA, April 2018. Dissolved fraction. Lowest criteria presented (<50 mg/l CaCO3). See 'further assessment' values if criteria exceeded and hardness (CaCO3) data available.
#17:Water Supply (Water Quality) Regulations 2016. As SO4.
#18:US EPA Regional Screening Levels, May 2019. https://www.epa.gov/risk/regional-screening-levels-rsls-generic-tables

Key

<0.6	Result MDL exceeds GAC
27.8	Result exceeds GAC
-	Determinand not tested for

Notes
Where a range is given a determinand has been analysed for by more than one method

						Location_Code	BH04017	BH04017	BH04019	BH04019	BH04019	BH04019	BH04020	BH04020	BH05002	BH05002	BH05003
						Sample_Depth_Range	15.1-15.2	6.7-7.1	0.05-0.15	0.5-0.6	21.4-22	4.6-4.7	0.05-0.15	5-5.1	0.05-0.3	0.6-1	0.05-0.1
						Sampled_Date_Time	11/10/2019	10/10/2019	17/09/2019	19/09/2019	19/09/2019	19/09/2019	12/09/2019	12/09/2019	04/10/2019	04/10/2019	16/08/2019
				UK Drinking Water Standards (GAC)	UK Estuaries and coastal waters EQS (GAC)	UK Freshwater EQS (GAC)											
Chem_Group	**ChemName**	**output unit**	**EQL**														
Metals	Antimony	µg/L	1	5[#1]			<1	<1	<1	<1	<1	2.5	<1	3.78	2.64	<1	<1
	Arsenic	µg/L	0.5	10[#1]	25[#2]	50[#2]	3.18	1.06	2.06	1.53	<0.5	4.16	2.78	6.47	2.04	2.14	1.86
	Boron	µg/L	10	1000[#1]	7000[#3]	2000[#3]	28.3	775	128	466	23.8	1750	151	1430	184	773	186
	Cadmium	µg/L	0.08	5[#1]	0.2[#4]	0.08[#5]	<0.08	0.0986	<0.08	<0.08	<0.08	0.0841	<0.08	<0.08	<0.08	<0.08	<0.08
	Chromium (hexavalent)	µg/L	3		0.6[#4]	3.4[#4]	<3	<3	<3	<3	<3	<3	<3	<3	3.85	5.96	<3
	Chromium	µg/L	1	50[#1]	0.6[#4]	3.4[#6]	<1	<1	2.79	1.56	<1	<1	1.36	1.04	3.63	<1	1.06
	Chromium (Trivalent)	µg/L	3			4.7[#4]	<3	<3	<3	<3	<3	<3	<3	<3	<3	<3	<3
	Cobalt	µg/L	0.5		3[#7]	3[#7]	<0.5	<0.5	<0.5	<0.5	<0.5	0.61	0.66	1.06	<0.5	<0.5	0.606
	Copper	µg/L	0.3	2000[#1]	3.76[#8]	1(bio)[#9]	0.771	0.566	11.6	11.9	<0.3	3.87	22	8.3	10.8	8.39	17.9
	Lead	µg/L	0.2	10[#1]	1.3[#4]	1.2(bio)[#9]	<0.2	<0.2	<0.2	0.308	<0.2	<0.2	2.53	<0.2	<0.2	0.374	2.08
	Mercury	µg/L	0.01	1[#1]	0.07(MAC)[#10]	0.07(MAC)[#10]	<0.01	<0.01	0.0134	<0.01	<0.01	<0.01	0.0504	<0.01	<0.01	0.0352	0.0325
	Molybdenum	µg/L	3	70[#11]			<3	117	4.28	5.42	<3	69.3	<3	41.1	8.37	6.86	<3
	Nickel	µg/L	0.4	20[#1]	8.6[#4]	4(bio)[#9]	1.21	0.403	8.63	4.66	<0.4	3.02	12.4	4.27	2.06	15	12.4
	Selenium	µg/L	1	10[#1]			<1	<1	1.02	<1	<1	<1	2.03	<1	2.02	2.39	<1
	Vanadium	µg/L	1		100[#12]	20[#13]	1.87	1.65	2.47	<1	<1	23.8	4.13	22.6	1.89	<1	2.65
	Zinc	µg/L	1	3000[#14]		10.9(bio)[#9]	<1	1.28	10.4	14.3	1.85	90.3	16.9	7.55	<1	1.58	32.2
Inorganics	Ammoniacal Nitrogen as N	mg/L	0.01		0.021[#2]	0.6[#15]	0.028	9.89	0.0352	0.0162	0.0145	5.12	0.0237	5.76	0.0301	1.09	0.0214
	Calcium	mg/L	0.2				17.4	77.2	71	26.7	25.1	22.7	29.1	25.3	157	166	10.1
	Chloride	mg/L	2	250[#1]		250[#3]	29.3	1530	8.5	36.5	26.2	983	13.2	1110	68	549	12.1
	Cyanide (Free)	µg/L	2.5	50[#1]	1[#2]	1[#2]	<2.5	<2.5	<2.5	<2.5	<2.5	<2.5	<2.5	<2.5	<2.5	<2.5	<2.5
	Cyanide Total	µg/L	5	50[#1]	1[#2]	1[#2]	<5	<5	<5	<5	<5	<5	<5	<5	<5	7.81	<5
	cyanides-complex	µg/L	5	50[#1]	1[#2]	1[#2]	<5	<5	<5	<5	<5	<5	<5	<5	<5	7.81	<5
	Fluoride	µg/L	500	1500[#1]	5000[#7]	1000[#16]	<500	<500	<500	2080	<500	685	<500	969	1220	1260	<500
	Magnesium	mg/L	0.036				3.39	91.1	14.3	11.1	1.99	33.1	4.74	35.2	10.4	77.1	2.29
	Potassium	mg/L	0.2				4.12	46.6	18.3	12.3	2.11	57.3	9.87	64.1	12.2	36.8	11.9
	Sodium	mg/L	0.076	200[#1]			25.5	873	12.7	57.9	15.8	508	13.1	660	66.2	353	10.8
	Sulphate	mg/L	2	250(SO4)[#17]		400[#3]	8	311	19.6	64.2	23.6	189	<2	227	311	586	13.8
Phenolics	Xylenols	µg/L	0.5				<0.5	<0.5	<0.5	<0.5	<0.5	0.53	<0.5	<2.5	<0.5	<0.5	-
	Cresol Total	µg/L	0.5				<0.5	<0.5	<0.5	<0.5	<0.5	<0.5	<1	43.4	<0.5	<0.5	-
	Phenol	µg/L	0.5	5800[#18]	7.7[#2]	7.7[#2]	1.47	<0.5	<0.5	<0.5	<0.5	<0.5	<2	<2.5	0.86	0.69	-
	Phenols Monohydric	µg/L	0.5				1.47	<0.5	<0.5	<0.5	<0.5	0.53	<3	43.4	0.86	0.69	-
Other	Conductivity @ 20oC	µS/cm					-	-	-	-	-	-	-	-	-	-	-

Environmental Standards Comments
#1:Water Supply (Water Quality) Regulations 2016.
#2:Water Framework Directive (Standards and Classification) Directions (England and Wales) 2015.
#3:Operational Targets and EQS. EA, April 2018
#4:Water Framework Directive (Standards & Classification) Directions (England & Wales) 2015. Dissolved fraction.
#5:Water Framework Directive (Standards & Classification) Directions (England & Wales) 2015. Dissolved fraction. Lowest criteria presented (<40mg/l of CaCO3). See 'further assessment' if criteria exceeded and hardness (CaCO3) data available.
#6:Water Framework Directive (Standards and Classification) Directions (England and Wales) 2015. Dissolved Fraction. If hexavalent chromium (CrVI) data is available, a value of 4.7µg/l may be appropriate for the remaining trivalent chromium (CrIII).
#7:Operational Targets and EQS. EA, April 2018. Dissolved fraction.
#8:Water Framework Directive (Standards and Classification) Directions (England and Wales) 2015. Dissolved Fraction. If DOC >1mg/l then a higher criteria applies [3.76+(2.677x((DOC/2)-0.5))]
#9:Water Framework Directive (Standards & Classification) Directions (England & Wales) 2015. Dissolved & bioavailable (bio) fraction plus background. M-BAT tool to assess: http://wfduk.org/resources/rivers-lakes-metal-bioavailability-assessment-tool-m-bat
#10:Water Framework Directive (Standards and Classification) Directions (England and Wales) 2015. Dissolved Fraction. MAC adopted in absence of AA value.
#11:Guidelines for Drinking-water Quality, 4th Edition. WHO, 2011. Informal value.
#12:Operational Targets and EQS. EA, April 2018.
#13:Operational Targets and EQS. EA, April 2018. Lowest criteria presented (<200mg/l CaCO3). See 'further assessment' values if criteria exceeded and hardness (CaCO3) data available.
#14:Guidelines for Drinking-water Quality, 4th Edition. WHO, 2011. Based on taste rather than a formal guideline.
#15:Water Framework Directive (Standards and Classification) Directions (England and Wales) 2015. Indicator of 'good' status (90%ile) - Ammonia standard for lakes and rivers (total ammonia as nitrogen).
#16:Operational Targets and EQS. EA, April 2018. Dissolved fraction. Lowest criteria presented (<50 mg/l CaCO3). See 'further assessment' values if criteria exceeded and hardness (CaCO3) data available.
#17:Water Supply (Water Quality) Regulations 2016. As SO4.
#18:US EPA Regional Screening Levels, May 2019. https://www.epa.gov/risk/regional-screening-levels-rsls-generic-tables

Key

<0.6	Result MDL exceeds GAC
27.8	Result exceeds GAC
-	Determinand not tested for

Notes
Where a range is given a determinand has been analysed for by more than one method

						Location_Code	BH05003	BH05004	BH05004	BH05005	BH05005	BH05006	BH05006	BH05006	BH05006	BH05007
						Sample_Depth_Range	20.6-20.7	0.05-0.15	19.2-19.3	16.2-16.65	21.7-22.15	0.05-0.15	14.2-14.5	21.7-22	9.7-10	0.05-0.1
						Sampled_Date_Time	22/08/2019	05/08/2019	08/08/2019	13/08/2019	19/08/2019	06/08/2019	07/08/2019	09/08/2019	07/08/2019	12/08/2019
				UK Drinking Water Standards (GAC)	UK Estuaries and coastal waters EQS (GAC)	UK Freshwater EQS (GAC)										
Chem_Group	**ChemName**	**output unit**	**EQL**													
Metals	Antimony	µg/L	1	5[#1]			<1	1.42	<1	<1	<1	<1	<1	<1	4	<1
	Arsenic	µg/L	0.5	10[#1]	25[#2]	50[#2]	<0.5	3.88	<0.5	3	<0.5	1.5	4.41	<0.5	4.08	2.03
	Boron	µg/L	10	1000[#1]	7000[#3]	2000[#3]	12.9	43.8	30.6	33.5	17.3	360	112	30	2260	225
	Cadmium	µg/L	0.08	5[#1]	0.2[#4]	0.08[#5]	<0.08	<0.08	<0.08	<0.08	<0.08	<0.08	<0.08	<0.08	0.988	<0.08
	Chromium (hexavalent)	µg/L	3		0.6[#4]	3.4[#4]	<3	<3	<3	<3	<3	<3	<3	<3	<3	<3
	Chromium	µg/L	1	50[#1]	0.6[#4]	3.4[#6]	<1	1.3	<1	<1	<1	<1	<1	<1	<1	<1
	Chromium (Trivalent)	µg/L	3			4.7[#4]	<3	<3	<3	<3	<3	<3	<3	<3	<3	<3
	Cobalt	µg/L	0.5		3[#7]	3[#7]	<0.5	<0.5	<0.5	<0.5	<0.5	<0.5	<0.5	<0.5	1.92	<0.5
	Copper	µg/L	0.3	2000[#1]	3.76[#8]	1(bio)[#9]	0.684	40.9	1.07	1.62	1.59	7.05	3.3	0.57	16.4	7.8
	Lead	µg/L	0.2	10[#1]	1.3[#4]	1.2(bio)[#9]	<0.2	8.95	<0.2	<0.2	<0.2	0.716	0.967	<0.2	1.26	0.535
	Mercury	µg/L	0.01	1[#1]	0.07(MAC)[#10]	0.07(MAC)[#10]	<0.01	0.0482	<0.01	<0.01	<0.01	0.011	<0.01	<0.01	<0.01	0.0227
	Molybdenum	µg/L	3	70[#11]			<3	<3	5.85	11.8	<3	<3	18.9	3.94	628	<3
	Nickel	µg/L	0.4	20[#1]	8.6[#4]	4(bio)[#9]	0.499	9.95	1.22	1.57	0.959	5.06	2.6	0.49	5.54	2.43
	Selenium	µg/L	1	10[#1]			<1	<1	<1	1.41	<1	<1	1.42	<1	3.15	<1
	Vanadium	µg/L	1		100[#12]	20[#13]	<1	4.61	<1	2.19	<1	1.57	1.81	1.36	32.7	2.73
	Zinc	µg/L	1	3000[#14]		10.9(bio)[#9]	1.33	16.7	1.22	1.12	3.15	30.8	3.08	1.03	33.6	4.77
Inorganics	Ammoniacal Nitrogen as N	mg/L	0.01		0.021[#2]	0.6[#15]	0.018	0.0521	0.1	0.242	0.0325	<0.01	1.03	0.0842	16.1	0.0422
	Calcium	mg/L	0.2				21.1	6.45	22.7	13.4	23.8	3.44	17.6	18	72.1	13.4
	Chloride	mg/L	2	250[#1]		250[#3]	10	4.4	26.8	43	26.2	24.1	172	64.9	3240	3.4
	Cyanide (Free)	µg/L	2.5	50[#1]	1[#2]	1[#2]	<2.5	<2.5	<5	<2.5	<2.5	<2.5	<5	<2.5	<2.5	<2.5
	Cyanide Total	µg/L	5	50[#1]	1[#2]	1[#2]	<5	<5	<5	<5	<5	<5	<5	<5	<5	<5
	cyanides-complex	µg/L	5	50[#1]	1[#2]	1[#2]	<5	<5	<5	<5	<5	<5	<5	<5	<5	<5
	Fluoride	µg/L	500	1500[#1]	5000[#7]	1000[#16]	<500	<500	<500	<500	<500	1520	<500	<500	638	629
	Magnesium	mg/L	0.036				1.39	1.16	2.33	2.62	1.9	1.33	10.8	2.95	162	1.74
	Potassium	mg/L	0.2				1.85	17.4	2.9	3.92	1.94	5.08	7.64	2.8	113	7.55
	Sodium	mg/L	0.076	200[#1]			7.15	4.26	18	32	15.6	33.7	101	38.3	1660	7.46
	Sulphate	mg/L	2	250(SO4)[#17]		400[#3]	16.8	<2	14.3	4.8	17	23.5	14.2	12	344	<2
Phenolics	Xylenols	µg/L	0.5				<0.5	<0.5	<0.5	<0.5	<0.5	<0.5	<0.5	<0.5	<2.5	<0.5
	Cresol Total	µg/L	0.5				<0.5	<0.5	<0.5	<0.5	<1	<0.5	<0.5	<3	<2.5	<0.5
	Phenol	µg/L	0.5	5800[#18]	7.7[#2]	7.7[#2]	<0.5	<0.5	<0.5	<0.5	<0.5	<0.5	<0.5	<0.5	<2.5	<0.5
	Phenols Monohydric	µg/L	0.5				<0.5	<0.5	<0.5	<0.5	<1	<0.5	<0.5	<3	<0.5	<0.5
Other	Conductivity @ 20oC	µS/cm					-	-	-	-	-	-	-	-	-	-

Environmental Standards Comments
#1:Water Supply (Water Quality) Regulations 2016.
#2:Water Framework Directive (Standards and Classification) Directions (England and Wales) 2015.
#3:Operational Targets and EQS. EA, April 2018
#4:Water Framework Directive (Standards & Classification) Directions (England & Wales) 2015. Dissolved fraction.
#5:Water Framework Directive (Standards & Classification) Directions (England & Wales) 2015. Dissolved fraction. Lowest criteria presented (<40mg/l of CaCO3). See 'further assessment' if criteria exceeded and hardness (CaCO3) data available.
#6:Water Framework Directive (Standards and Classification) Directions (England and Wales) 2015. Dissolved Fraction. If hexavalent chromium (CrVI) data is available, a value of 4.7µg/l may be appropriate for the remaining trivalent chromium (CrIII).
#7:Operational Targets and EQS. EA, April 2018. Dissolved fraction.
#8:Water Framework Directive (Standards and Classification) Directions (England and Wales) 2015. Dissolved Fraction. If DOC >1mg/l then a higher criteria applies [3.76+(2.677x((DOC/2)-0.5))]
#9:Water Framework Directive (Standards & Classification) Directions (England & Wales) 2015. Dissolved & bioavailable (bio) fraction plus background. M-BAT tool to assess: http://wfduk.org/resources/rivers-lakes-metal-bioavailability-assessment-tool-m-bat
#10:Water Framework Directive (Standards and Classification) Directions (England and Wales) 2015. Dissolved Fraction. MAC adopted in absence of AA value.
#11:Guidelines for Drinking-water Quality, 4th Edition. WHO, 2011. Informal value.
#12:Operational Targets and EQS. EA, April 2018.
#13:Operational Targets and EQS. EA, April 2018. Lowest criteria presented (<200mg/l CaCO3). See 'further assessment' values if criteria exceeded and hardness (CaCO3) data available.
#14:Guidelines for Drinking-water Quality, 4th Edition. WHO, 2011. Based on taste rather than a formal guideline.
#15:Water Framework Directive (Standards and Classification) Directions (England and Wales) 2015. Indicator of 'good' status (90%ile) - Ammonia standard for lakes and rivers (total ammonia as nitrogen).
#16:Operational Targets and EQS. EA, April 2018. Dissolved fraction. Lowest criteria presented (<50 mg/l CaCO3). See 'further assessment' values if criteria exceeded and hardness (CaCO3) data available.
#17:Water Supply (Water Quality) Regulations 2016. As SO4.
#18:US EPA Regional Screening Levels, May 2019. https://www.epa.gov/risk/regional-screening-levels-rsls-generic-tables

Key

<0.6	Result MDL exceeds GAC
27.8	Result exceeds GAC
-	Determinand not tested for

Notes
Where a range is given a determinand has been analysed for by more than one method

						Location_Code	BH05007	BH05010	BH05010	BH05011	TP01001	TP01001	TP01001	TP01002	TP01002	TP01002	TP01003
						Sample_Depth_Range	7.5-8	0.05-0.15	0.7-0.85	0.05-0.15	0.05-0.05	0.1-0.2	0.3-0.4	0.05-0.1	0.15-0.2	1.25-1.3	0.05-0.1
						Sampled_Date_Time	13/08/2019	15/08/2019	15/08/2019	22/08/2019	18/11/2019	18/11/2019	18/11/2019	09/10/2019	09/10/2019	09/10/2019	14/10/2019
				UK Drinking Water Standards (GAC)	UK Estuaries and coastal waters EQS (GAC)	UK Freshwater EQS (GAC)											
Chem_Group	**ChemName**	**output unit**	**EQL**														
Metals	Antimony	µg/L	1	5[#1]			<1	14.5	<1	2.14	13.1	3.21	5.01	<1	<1	<1	<1
	Arsenic	µg/L	0.5	10[#1]	25[#2]	50[#2]	1.19	6.98	2.13	5.9	1.42	0.908	1.76	0.723	0.577	<0.5	<0.5
	Boron	µg/L	10	1000[#1]	7000[#3]	2000[#3]	849	159	556	171	51.5	30.1	32.4	17.5	19.2	11.8	28.8
	Cadmium	µg/L	0.08	5[#1]	0.2[#4]	0.08[#5]	0.0928	0.218	<0.08	<0.08	<0.08	<0.08	<0.08	<0.08	<0.08	<0.08	<0.08
	Chromium (hexavalent)	µg/L	3		0.6[#4]	3.4[#4]	<3	<3	<3	<3	<3	<3	<3	<3	<3	<3	<3
	Chromium	µg/L	1	50[#1]	0.6[#4]	3.4[#6]	<1	<1	2.51	<1	<1	2.25	<1	<1	<1	<1	<1
	Chromium (Trivalent)	µg/L	3			4.7[#4]	<3	<3	<3	<3	<3	<3	<3	<3	<3	<3	<3
	Cobalt	µg/L	0.5		3[#7]	3[#7]	0.508	<0.5	<0.5	<0.5	0.783	<0.5	<0.5	<0.5	<0.5	<0.5	<0.5
	Copper	µg/L	0.3	2000[#1]	3.76[#8]	1(bio)[#9]	1.66	35.7	32.2	35.9	54.8	9.98	3.48	5.98	3.97	0.881	5.21
	Lead	µg/L	0.2	10[#1]	1.3[#4]	1.2(bio)[#9]	<0.2	19.4	0.426	4.45	0.216	<0.2	<0.2	<0.2	<0.2	<0.2	<0.2
	Mercury	µg/L	0.01	1[#1]	0.07(MAC)[#10]	0.07(MAC)[#10]	<0.01	0.0354	<0.01	0.0479	<0.01	<0.01	<0.01	<0.01	<0.01	<0.01	<0.01
	Molybdenum	µg/L	3	70[#11]			63.4	<3	16.4	7.89	20.4	19.5	13.4	<3	<3	<3	<3
	Nickel	µg/L	0.4	20[#1]	8.6[#4]	4(bio)[#9]	1.27	5.07	7.6	9.3	2.68	2.75	4.25	1.76	0.92	<0.4	1.39
	Selenium	µg/L	1	10[#1]			<1	<1	1.04	<1	<1	<1	1.24	<1	<1	<1	<1
	Vanadium	µg/L	1		100[#12]	20[#13]	2.01	3.8	1.11	8.96	1.15	<1	3.19	<1	<1	<1	<1
	Zinc	µg/L	1	3000[#14]		10.9(bio)[#9]	3.1	74.7	7.19	78.5	17.2	1.67	1.69	<1	<1	<1	1.43
Inorganics	Ammoniacal Nitrogen as N	mg/L	0.01		0.021[#2]	0.6[#15]	5.91	0.0397	0.0187	0.173	0.146	0.0189	0.0122	0.0114	0.0107	0.0101	0.0125
	Calcium	mg/L	0.2				40.5	12.6	8.49	12.3	38.1	35.2	40.9	50	38.4	17.7	56.7
	Chloride	mg/L	2	250[#1]		250[#3]	1120	6.6	81.8	15	16	112	190	6	5.7	<2	2.9
	Cyanide (Free)	µg/L	2.5	50[#1]	1[#2]	1[#2]	<2.5	<2.5	<2.5	<2.5	<2.5	<2.5	<2.5	<2.5	<2.5	<2.5	<2.5
	Cyanide Total	µg/L	5	50[#1]	1[#2]	1[#2]	<5	<5	<5	<5	<5	8.14	<5	<5	<5	<5	<5
	cyanides-complex	µg/L	5	50[#1]	1[#2]	1[#2]	<5	<5	<5	<5	<5	8.14	<5	<5	<5	<5	<5
	Fluoride	µg/L	500	1500[#1]	5000[#7]	1000[#16]	<500	<500	2730	1170	<500	1960	1630	598	<500	<500	<500
	Magnesium	mg/L	0.036				47.9	2.94	4.68	3.17	2.36	2.01	2.79	1.17	0.989	0.791	1.24
	Potassium	mg/L	0.2				47	16.7	3.76	9.19	4.77	5.73	7.61	2.08	3.19	0.247	3.86
	Sodium	mg/L	0.076	200[#1]			448	6.03	127	40.9	39.6	159	192	4.6	3.54	3.33	4.76
	Sulphate	mg/L	2	250(SO4)[#17]		400[#3]	278	<2	48.3	<2	3.6	36.8	82.5	<2	<2	2.1	<2
Phenolics	Xylenols	µg/L	0.5				<0.5	<0.5	<0.5	<0.5	<0.5	<0.5	<0.5	<0.5	<0.5	<0.5	<0.5
	Cresol Total	µg/L	0.5				<1	<0.5	0.73	<0.5	<0.5	<0.5	<0.5	<0.5	<0.5	<0.5	<0.5
	Phenol	µg/L	0.5	5800[#18]	7.7[#2]	7.7[#2]	<0.5	<0.5	<0.5	<0.5	1.09	<0.5	<0.5	<2.5	<0.5	<0.5	<0.5
	Phenols Monohydric	µg/L	0.5				<1	<0.5	0.73	<0.5	1.09	<0.5	<0.5	<2.5	<0.5	<0.5	<0.5
Other	Conductivity @ 20oC	µS/cm					-	-	-	-	-	-	-	-	-	-	-

Environmental Standards Comments
#1:Water Supply (Water Quality) Regulations 2016.
#2:Water Framework Directive (Standards and Classification) Directions (England and Wales) 2015.
#3:Operational Targets and EQS. EA, April 2018
#4:Water Framework Directive (Standards & Classification) Directions (England & Wales) 2015. Dissolved fraction.
#5:Water Framework Directive (Standards & Classification) Directions (England & Wales) 2015. Dissolved fraction. Lowest criteria presented (<40mg/l of CaCO3). See 'further assessment' if criteria exceeded and hardness (CaCO3) data available.
#6:Water Framework Directive (Standards and Classification) Directions (England and Wales) 2015. Dissolved Fraction. If hexavalent chromium (CrVI) data is available, a value of 4.7µg/l may be appropriate for the remaining trivalent chromium (CrIII).
#7:Operational Targets and EQS. EA, April 2018. Dissolved fraction.
#8:Water Framework Directive (Standards and Classification) Directions (England and Wales) 2015. Dissolved Fraction. If DOC >1mg/l then a higher criteria applies [3.76+(2.677x((DOC/2)-0.5))]
#9:Water Framework Directive (Standards & Classification) Directions (England & Wales) 2015. Dissolved & bioavailable (bio) fraction plus background. M-BAT tool to assess: http://wfduk.org/resources/rivers-lakes-metal-bioavailability-assessment-tool-m-bat
#10:Water Framework Directive (Standards and Classification) Directions (England and Wales) 2015. Dissolved Fraction. MAC adopted in absence of AA value.
#11:Guidelines for Drinking-water Quality, 4th Edition. WHO, 2011. Informal value.
#12:Operational Targets and EQS. EA, April 2018.
#13:Operational Targets and EQS. EA, April 2018. Lowest criteria presented (<200mg/l CaCO3). See 'further assessment' values if criteria exceeded and hardness (CaCO3) data available.
#14:Guidelines for Drinking-water Quality, 4th Edition. WHO, 2011. Based on taste rather than a formal guideline.
#15:Water Framework Directive (Standards and Classification) Directions (England and Wales) 2015. Indicator of 'good' status (90%ile) - Ammonia standard for lakes and rivers (total ammonia as nitrogen).
#16:Operational Targets and EQS. EA, April 2018. Dissolved fraction. Lowest criteria presented (<50 mg/l CaCO3). See 'further assessment' values if criteria exceeded and hardness (CaCO3) data available.
#17:Water Supply (Water Quality) Regulations 2016. As SO4.
#18:US EPA Regional Screening Levels, May 2019. https://www.epa.gov/risk/regional-screening-levels-rsls-generic-tables

Key

<0.6	Result MDL exceeds GAC
27.8	Result exceeds GAC
-	Determinand not tested for

Notes
Where a range is given a determinand has been analysed for by more than one method

						Location_Code	TP01003	TP01003	TP01003	TP01003	TP01004	TP01004	TP01004	TP01004	TP01005	TP01005	TP01006
						Sample_Depth_Range	0.25-0.3	1-1.05	1.7-1.75	2.5-2.55	0.05-0.1	0.3-0.55	0.8-0.85	1.65-1.7	0.05-0.1	0.2-0.4	0.05-0.05
						Sampled_Date_Time	14/10/2019	14/10/2019	14/10/2019	14/10/2019	11/10/2019	11/10/2019	11/10/2019	11/10/2019	13/11/2019	13/11/2019	07/11/2019
				UK Drinking Water Standards (GAC)	UK Estuaries and coastal waters EQS (GAC)	UK Freshwater EQS (GAC)											
Chem_Group	**ChemName**	**output unit**	**EQL**														
Metals	Antimony	µg/L	1	5[#1]			<1	2.91	1.09	3.79	<1	<1	1.82	2.25	24.1	8.13	5.9
	Arsenic	µg/L	0.5	10[#1]	25[#2]	50[#2]	<0.5	1.96	1.28	<0.5	<0.5	<0.5	<0.5	0.712	0.637	<0.5	<0.5
	Boron	µg/L	10	1000[#1]	7000[#3]	2000[#3]	27.6	217	42.6	30.5	16	15	21.6	28.1	62.6	16.2	13.8
	Cadmium	µg/L	0.08	5[#1]	0.2[#4]	0.08[#5]	<0.08	0.343	<0.08	<0.08	<0.08	<0.08	<0.08	<0.08	0.112	<0.08	<0.08
	Chromium (hexavalent)	µg/L	3		0.6[#4]	3.4[#4]	<3	<3	<3	<3	<3	<3	<3	<3	<3	<3	<3
	Chromium	µg/L	1	50[#1]	0.6[#4]	3.4[#6]	<1	<1	<1	<1	<1	<1	<1	<1	<1	1.53	<1
	Chromium (Trivalent)	µg/L	3			4.7[#4]	<3	<3	<3	<3	<3	<3	<3	<3	<3	<3	<3
	Cobalt	µg/L	0.5		3[#7]	3[#7]	<0.5	0.771	<0.5	<0.5	<0.5	<0.5	<0.5	<0.5	<0.5	<0.5	<0.5
	Copper	µg/L	0.3	2000[#1]	3.76[#8]	1(bio)[#9]	1.89	5.72	1.84	1.29	7.04	4.37	4.13	3.62	46.7	10.4	14.3
	Lead	µg/L	0.2	10[#1]	1.3[#4]	1.2(bio)[#9]	<0.2	10.7	<0.2	<0.2	<0.2	<0.2	<0.2	<0.2	<0.2	<0.2	<0.2
	Mercury	µg/L	0.01	1[#1]	0.07(MAC)[#10]	0.07(MAC)[#10]	<0.01	<0.01	<0.01	<0.01	<0.01	<0.01	<0.01	<0.01	<0.01	<0.01	<0.01
	Molybdenum	µg/L	3	70[#11]			<3	14.2	8.65	<3	<3	<3	<3	7.48	4.28	6.79	<3
	Nickel	µg/L	0.4	20[#1]	8.6[#4]	4(bio)[#9]	<0.4	3.68	<0.4	0.471	1.67	1.03	0.924	2.61	3.35	1.27	0.627
	Selenium	µg/L	1	10[#1]			<1	1.97	1.07	1.25	1.01	<1	<1	<1	<1	<1	<1
	Vanadium	µg/L	1		100[#12]	20[#13]	<1	1.2	1.35	<1	<1	<1	<1	<1	2.2	<1	1.58
	Zinc	µg/L	1	3000[#14]		10.9(bio)[#9]	<1	27.5	<1	<1	2.58	5.89	2.77	2.98	116	5.06	31.5
Inorganics	Ammoniacal Nitrogen as N	mg/L	0.01		0.021[#2]	0.6[#15]	0.013	0.047	0.0125	<0.01	0.0172	0.0119	0.0207	0.0185	0.0428	<0.01	0.0104
	Calcium	mg/L	0.2				32	557	37	20.3	57.5	35.4	34.1	63.7	97.3	46.3	44.2
	Chloride	mg/L	2	250[#1]		250[#3]	2	5.5	<2	<2	2.8	<2	<2	<2	71.9	17.9	<2
	Cyanide (Free)	µg/L	2.5	50[#1]	1[#2]	1[#2]	<2.5	<2.5	<2.5	<2.5	<2.5	<2.5	<2.5	<2.5	<2.5	<2.5	<2.5
	Cyanide Total	µg/L	5	50[#1]	1[#2]	1[#2]	<5	<5	<5	<5	<5	<5	<5	<5	<5	8.59	<5
	cyanides-complex	µg/L	5	50[#1]	1[#2]	1[#2]	<5	<5	<5	<5	<5	<5	<5	<5	<5	8.59	<5
	Fluoride	µg/L	500	1500[#1]	5000[#7]	1000[#16]	538	<500	5840	1460	<500	<500	<500	<500	<500	<500	<500
	Magnesium	mg/L	0.036				0.81	9.6	1.52	1.09	1.25	0.944	1.4	3.2	4.99	1.88	1.75
	Potassium	mg/L	0.2				2.78	41.7	2.15	1.18	0.258	0.396	0.467	3.71	9.52	3.88	3.04
	Sodium	mg/L	0.076	200[#1]			3.06	8.25	5.97	7.06	4.8	3.68	4.21	6.36	106	17.3	4.12
	Sulphate	mg/L	2	250(SO4)[#17]		400[#3]	<2	1440	7.4	10.6	<2	<2	5.6	35	15.1	4.1	<2
Phenolics	Xylenols	µg/L	0.5				<0.5	<0.5	<0.5	<0.5	<0.5	<0.5	<0.5	<0.5	<0.5	<0.5	<0.5
	Cresol Total	µg/L	0.5				<0.5	<0.5	<0.5	<0.5	<0.5	<7	<0.5	<2.5	<0.5	<0.5	<0.5
	Phenol	µg/L	0.5	5800[#18]	7.7[#2]	7.7[#2]	<0.5	<0.5	<0.5	<0.5	<0.5	<0.5	<0.5	<0.5	<0.5	<0.5	<0.5
	Phenols Monohydric	µg/L	0.5				<0.5	<0.5	<0.5	<0.5	<0.5	<7	<0.5	<2.5	<0.5	<0.5	<0.5
Other	Conductivity @ 20oC	µS/cm					-	-	-	-	-	-	-	-	-	-	-

Environmental Standards Comments
#1:Water Supply (Water Quality) Regulations 2016.
#2:Water Framework Directive (Standards and Classification) Directions (England and Wales) 2015.
#3:Operational Targets and EQS. EA, April 2018
#4:Water Framework Directive (Standards & Classification) Directions (England & Wales) 2015. Dissolved fraction.
#5:Water Framework Directive (Standards & Classification) Directions (England & Wales) 2015. Dissolved fraction. Lowest criteria presented (<40mg/l of CaCO3). See 'further assessment' if criteria exceeded and hardness (CaCO3) data available.
#6:Water Framework Directive (Standards and Classification) Directions (England and Wales) 2015. Dissolved Fraction. If hexavalent chromium (CrVI) data is available, a value of 4.7µg/l may be appropriate for the remaining trivalent chromium (CrIII).
#7:Operational Targets and EQS. EA, April 2018. Dissolved fraction.
#8:Water Framework Directive (Standards and Classification) Directions (England and Wales) 2015. Dissolved Fraction. If DOC >1mg/l then a higher criteria applies [3.76+(2.677x((DOC/2)-0.5))]
#9:Water Framework Directive (Standards & Classification) Directions (England & Wales) 2015. Dissolved & bioavailable (bio) fraction plus background. M-BAT tool to assess: http://wfduk.org/resources/rivers-lakes-metal-bioavailability-assessment-tool-m-bat
#10:Water Framework Directive (Standards and Classification) Directions (England and Wales) 2015. Dissolved Fraction. MAC adopted in absence of AA value.
#11:Guidelines for Drinking-water Quality, 4th Edition. WHO, 2011. Informal value.
#12:Operational Targets and EQS. EA, April 2018.
#13:Operational Targets and EQS. EA, April 2018. Lowest criteria presented (<200mg/l CaCO3). See 'further assessment' values if criteria exceeded and hardness (CaCO3) data available.
#14:Guidelines for Drinking-water Quality, 4th Edition. WHO, 2011. Based on taste rather than a formal guideline.
#15:Water Framework Directive (Standards and Classification) Directions (England and Wales) 2015. Indicator of 'good' status (90%ile) - Ammonia standard for lakes and rivers (total ammonia as nitrogen).
#16:Operational Targets and EQS. EA, April 2018. Dissolved fraction. Lowest criteria presented (<50 mg/l CaCO3). See 'further assessment' values if criteria exceeded and hardness (CaCO3) data available.
#17:Water Supply (Water Quality) Regulations 2016. As SO4.
#18:US EPA Regional Screening Levels, May 2019. https://www.epa.gov/risk/regional-screening-levels-rsls-generic-tables

Key

<0.6	Result MDL exceeds GAC
27.8	Result exceeds GAC
-	Determinand not tested for

Notes
Where a range is given a determinand has been analysed for by more than one method

						Location_Code	TP01006	TP01007A	TP01007A	TP01007A	TP01007A	TP01007A	TP01007A	TP01007	TP01007	TP01009A
						Sample_Depth_Range	0.2-0.3	0.05-0.15	0.4-0.5	1.3-1.4	2.05-2.15	3.8-3.9	4.4-4.45	0.1-0.3	0.7-0.9	0.05-0.1
						Sampled_Date_Time	07/11/2019	17/10/2019	17/10/2019	17/10/2019	17/10/2019	17/10/2019	17/10/2019	09/09/2019	09/09/2019	25/10/2019
				UK Drinking Water Standards (GAC)	UK Estuaries and coastal waters EQS (GAC)	UK Freshwater EQS (GAC)										
Chem_Group	**ChemName**	**output unit**	**EQL**													
Metals	Antimony	µg/L	1	5[#1]			11.9	1.7	<1	<1	<1	<1	<6	<1	<1	1.17
	Arsenic	µg/L	0.5	10[#1]	25[#2]	50[#2]	<0.5	0.918	<0.5	<0.5	<0.5	<0.5	<3	0.915	1.38	1.06
	Boron	µg/L	10	1000[#1]	7000[#3]	2000[#3]	13.4	65.9	48	23.5	18.1	21.3	<60	48.2	46.2	47.3
	Cadmium	µg/L	0.08	5[#1]	0.2[#4]	0.08[#5]	<0.08	0.104	<0.08	<0.08	<0.08	<0.08	<0.48	<0.08	<0.08	<0.08
	Chromium (hexavalent)	µg/L	3		0.6[#4]	3.4[#4]	<3	<3	<3	25.3	<3	<3	<3	<3	3.62	<3
	Chromium	µg/L	1	50[#1]	0.6[#4]	3.4[#6]	1.82	1.33	<1	<1	<1	<1	<6	1.05	<1	4.03
	Chromium (Trivalent)	µg/L	3			4.7[#4]	<3	<3	<3	<3	<3	<3	<3	<3	<3	4.03
	Cobalt	µg/L	0.5		3[#7]	3[#7]	<0.5	<0.5	<0.5	1.04	0.972	<0.5	<3	<0.5	<0.5	<0.5
	Copper	µg/L	0.3	2000[#1]	3.76[#8]	1(bio)[#9]	16.4	24.7	3.4	1.1	<0.3	0.667	<1.8	15.1	4.44	8.84
	Lead	µg/L	0.2	10[#1]	1.3[#4]	1.2(bio)[#9]	0.731	0.551	0.409	0.672	<0.2	<0.2	<1.2	0.967	1.12	<0.2
	Mercury	µg/L	0.01	1[#1]	0.07(MAC)[#10]	0.07(MAC)[#10]	<0.01	0.0285	<0.01	<0.01	<0.01	<0.01	<0.01	0.011	<0.01	<0.01
	Molybdenum	µg/L	3	70[#11]			5.56	<3	<3	<3	<3	<3	<18	<3	<3	<3
	Nickel	µg/L	0.4	20[#1]	8.6[#4]	4(bio)[#9]	3.1	4.63	0.816	1.68	2.13	0.87	<2.4	3.64	1.5	1.65
	Selenium	µg/L	1	10[#1]			<1	<1	<1	<1	<1	<1	<6	<1	<1	1.21
	Vanadium	µg/L	1		100[#12]	20[#13]	<1	1.25	<1	<1	<1	<1	<6	1.61	3.78	1.51
	Zinc	µg/L	1	3000[#14]		10.9(bio)[#9]	29.1	4.31	2.43	3.42	2.28	14.9	<6	6.95	5.44	<1
Inorganics	Ammoniacal Nitrogen as N	mg/L	0.01		0.021[#2]	0.6[#15]	0.0124	0.0143	<0.01	<0.01	<0.01	<0.01	<0.01	0.0241	0.0206	0.0261
	Calcium	mg/L	0.2				71.6	25.8	11.1	3.95	4.22	4.04	20.8	19.2	11.7	70.7
	Chloride	mg/L	2	250[#1]		250[#3]	3.2	4.1	<2	<2	2.3	6.1	5.2	2.5	<2	3.3
	Cyanide (Free)	µg/L	2.5	50[#1]	1[#2]	1[#2]	<2.5	<2.5	<2.5	<2.5	<2.5	<2.5	<2.5	<2.5	<2.5	<2.5
	Cyanide Total	µg/L	5	50[#1]	1[#2]	1[#2]	5.91	<5	<5	<5	<5	<5	<5	<5	<5	<5
	cyanides-complex	µg/L	5	50[#1]	1[#2]	1[#2]	5.91	<5	<5	<5	<5	<5	<5	<5	<5	<5
	Fluoride	µg/L	500	1500[#1]	5000[#7]	1000[#16]	<500	1840	<500	<500	<500	<500	<500	766	<500	898
	Magnesium	mg/L	0.036				2.93	0.87	0.44	0.789	0.925	0.752	1.1	0.579	0.458	1.55
	Potassium	mg/L	0.2				4.29	0.985	<0.2	<0.2	0.361	1.75	<1.2	0.205	<0.2	3.08
	Sodium	mg/L	0.076	200[#1]			6.2	4.9	3.63	3.92	3.65	10.9	7.25	4.45	3.97	4.97
	Sulphate	mg/L	2	250(SO4)[#17]		400[#3]	3.3	10.1	17	13.9	11	20.4	11.6	4.8	19.9	11.8
Phenolics	Xylenols	µg/L	0.5				<0.5	<0.5	<0.5	<0.5	<0.5	<0.5	<0.5	<3	<2	<0.5
	Cresol Total	µg/L	0.5				<0.5	<0.5	<0.5	<0.5	<0.5	<0.5	<0.5	<2	<1	<0.5
	Phenol	µg/L	0.5	5800[#18]	7.7[#2]	7.7[#2]	<0.5	<0.5	<0.5	<0.5	<0.5	<0.5	<0.5	<2	<2	<0.5
	Phenols Monohydric	µg/L	0.5				<0.5	<0.5	<0.5	<0.5	<0.5	<0.5	<0.5	<7	<5	<0.5
Other	Conductivity @ 20oC	µS/cm					-	-	-	-	-	-	-	-	-	-

Environmental Standards Comments
#1:Water Supply (Water Quality) Regulations 2016.
#2:Water Framework Directive (Standards and Classification) Directions (England and Wales) 2015.
#3:Operational Targets and EQS. EA, April 2018
#4:Water Framework Directive (Standards & Classification) Directions (England & Wales) 2015. Dissolved fraction.
#5:Water Framework Directive (Standards & Classification) Directions (England & Wales) 2015. Dissolved fraction. Lowest criteria presented (<40mg/l of CaCO3). See 'further assessment' if criteria exceeded and hardness (CaCO3) data available.
#6:Water Framework Directive (Standards and Classification) Directions (England and Wales) 2015. Dissolved Fraction. If hexavalent chromium (CrVI) data is available, a value of 4.7µg/l may be appropriate for the remaining trivalent chromium (CrIII).
#7:Operational Targets and EQS. EA, April 2018. Dissolved fraction.
#8:Water Framework Directive (Standards and Classification) Directions (England and Wales) 2015. Dissolved Fraction. If DOC >1mg/l then a higher criteria applies [3.76+(2.677x((DOC/2)-0.5))]
#9:Water Framework Directive (Standards & Classification) Directions (England & Wales) 2015. Dissolved & bioavailable (bio) fraction plus background. M-BAT tool to assess: http://wfduk.org/resources/rivers-lakes-metal-bioavailability-assessment-tool-m-bat
#10:Water Framework Directive (Standards and Classification) Directions (England and Wales) 2015. Dissolved Fraction. MAC adopted in absence of AA value.
#11:Guidelines for Drinking-water Quality, 4th Edition. WHO, 2011. Informal value.
#12:Operational Targets and EQS. EA, April 2018.
#13:Operational Targets and EQS. EA, April 2018. Lowest criteria presented (<200mg/l CaCO3). See 'further assessment' values if criteria exceeded and hardness (CaCO3) data available.
#14:Guidelines for Drinking-water Quality, 4th Edition. WHO, 2011. Based on taste rather than a formal guideline.
#15:Water Framework Directive (Standards and Classification) Directions (England and Wales) 2015. Indicator of 'good' status (90%ile) - Ammonia standard for lakes and rivers (total ammonia as nitrogen).
#16:Operational Targets and EQS. EA, April 2018. Dissolved fraction. Lowest criteria presented (<50 mg/l CaCO3). See 'further assessment' values if criteria exceeded and hardness (CaCO3) data available.
#17:Water Supply (Water Quality) Regulations 2016. As SO4.
#18:US EPA Regional Screening Levels, May 2019. https://www.epa.gov/risk/regional-screening-levels-rsls-generic-tables

Key

<0.6	Result MDL exceeds GAC
27.8	Result exceeds GAC
-	Determinand not tested for

Notes
Where a range is given a determinand has been analysed for by more than one method

						Location_Code	TP01009A	TP01009A	TP01009A	TP01009	TP01009	TP01010A	TP01010A	TP01010A	TP01010A	TP01010
						Sample_Depth_Range	0.3-0.4	2.6-2.7	4.1-4.2	0.05-0.2	1.9-1.9	0.05-0.15	0.4-0.5	1.05-1.15	2.55-2.7	0.1-0.3
						Sampled_Date_Time	25/10/2019	25/10/2019	25/10/2019	06/09/2019	06/09/2019	18/10/2019	18/10/2019	18/10/2019	18/10/2019	10/09/2019
				UK Drinking Water Standards (GAC)	UK Estuaries and coastal waters EQS (GAC)	UK Freshwater EQS (GAC)										
Chem_Group	**ChemName**	**output unit**	**EQL**													
Metals	Antimony	µg/L	1	5[#1]			<1	<1	<1	<1	<1	<1	<1	<1	<1	<1
	Arsenic	µg/L	0.5	10[#1]	25[#2]	50[#2]	<0.5	<0.5	<0.5	1.62	0.546	<0.5	<0.5	<0.5	<0.5	0.543
	Boron	µg/L	10	1000[#1]	7000[#3]	2000[#3]	38.7	13.3	<10	60.2	18.8	25.4	25.4	16.6	<10	20.6
	Cadmium	µg/L	0.08	5[#1]	0.2[#4]	0.08[#5]	<0.08	<0.08	<0.08	<0.08	<0.08	<0.08	<0.08	<0.08	<0.08	<0.08
	Chromium (hexavalent)	µg/L	3		0.6[#4]	3.4[#4]	<3	<3	<3	<3	<3	<3	<3	<3	<3	<3
	Chromium	µg/L	1	50[#1]	0.6[#4]	3.4[#6]	<1	<1	<1	1.64	<1	<1	<1	<1	<1	1.23
	Chromium (Trivalent)	µg/L	3			4.7[#4]	<3	<3	<3	<3	<3	<3	<3	<3	<3	<3
	Cobalt	µg/L	0.5		3[#7]	3[#7]	<0.5	<0.5	<0.5	<0.5	<0.5	<0.5	<0.5	<0.5	<0.5	<0.5
	Copper	µg/L	0.3	2000[#1]	3.76[#8]	1(bio)[#9]	2.29	1.74	0.925	20	1.71	3.71	1.81	1.55	0.813	4.81
	Lead	µg/L	0.2	10[#1]	1.3[#4]	1.2(bio)[#9]	<0.2	<0.2	<0.2	2.35	0.626	0.371	<0.2	<0.2	<0.2	<0.2
	Mercury	µg/L	0.01	1[#1]	0.07(MAC)[#10]	0.07(MAC)[#10]	<0.01	<0.01	<0.01	<0.01	<0.01	<0.01	<0.01	<0.01	<0.01	<0.01
	Molybdenum	µg/L	3	70[#11]			<3	<3	<3	<3	<3	<3	<3	<3	<3	<3
	Nickel	µg/L	0.4	20[#1]	8.6[#4]	4(bio)[#9]	0.477	0.735	<0.4	2.85	0.744	1.03	0.448	<0.4	<0.4	1.37
	Selenium	µg/L	1	10[#1]			<1	<1	<1	<1	<1	<1	<1	<1	<1	<1
	Vanadium	µg/L	1		100[#12]	20[#13]	<1	<1	<1	2.91	<1	<1	<1	<1	<1	<1
	Zinc	µg/L	1	3000[#14]		10.9(bio)[#9]	1.24	<1	<1	10.1	4.32	2.66	2.65	1.87	1.09	2.08
Inorganics	Ammoniacal Nitrogen as N	mg/L	0.01		0.021[#2]	0.6[#15]	<0.01	0.0102	0.0109	0.0229	<0.01	<0.01	<0.01	0.0147	<0.01	0.0157
	Calcium	mg/L	0.2				38.9	20.6	21.2	25.4	18.1	49.5	41.5	35.5	18.2	40.1
	Chloride	mg/L	2	250[#1]		250[#3]	3.1	<2	2	5.5	<2	2.1	2.4	<2	<2	<2
	Cyanide (Free)	µg/L	2.5	50[#1]	1[#2]	1[#2]	<2.5	<2.5	<2.5	<2.5	<2.5	<2.5	<2.5	<2.5	<2.5	<2.5
	Cyanide Total	µg/L	5	50[#1]	1[#2]	1[#2]	<5	<5	<5	<5	<5	<5	<5	<5	<5	<5
	cyanides-complex	µg/L	5	50[#1]	1[#2]	1[#2]	<5	<5	<5	<5	<5	<5	<5	<5	<5	<5
	Fluoride	µg/L	500	1500[#1]	5000[#7]	1000[#16]	797	<500	<500	1050	<500	712	1020	<500	<500	915
	Magnesium	mg/L	0.036				0.533	1.34	1.45	0.675	0.561	0.601	0.463	0.43	0.298	0.529
	Potassium	mg/L	0.2				<0.2	0.401	1.9	1.32	<0.2	0.376	<0.2	<0.2	<0.2	<0.2
	Sodium	mg/L	0.076	200[#1]			4.82	3.87	3.29	5.38	3.8	3.07	2.83	2.75	2.27	2.99
	Sulphate	mg/L	2	250(SO4)[#17]		400[#3]	14.7	6	5.5	3.4	<2	5.8	6.2	5.1	3.1	<2
Phenolics	Xylenols	µg/L	0.5				<0.5	<0.5	<0.5	<0.5	<0.5	<0.5	<0.5	<0.5	<0.5	<0.5
	Cresol Total	µg/L	0.5				<0.5	<0.5	<0.5	<2	<3	<0.5	<0.5	<0.5	<0.5	<3
	Phenol	µg/L	0.5	5800[#18]	7.7[#2]	7.7[#2]	<0.5	<0.5	<0.5	<0.5	<0.5	<0.5	<0.5	0.65	<0.5	<0.5
	Phenols Monohydric	µg/L	0.5				<0.5	<0.5	<0.5	<2	<3	<0.5	<0.5	0.65	<0.5	<3
Other	Conductivity @ 20oC	µS/cm					-	-	-	-	-	-	-	-	-	-

Environmental Standards Comments
#1:Water Supply (Water Quality) Regulations 2016.
#2:Water Framework Directive (Standards and Classification) Directions (England and Wales) 2015.
#3:Operational Targets and EQS. EA, April 2018
#4:Water Framework Directive (Standards & Classification) Directions (England & Wales) 2015. Dissolved fraction.
#5:Water Framework Directive (Standards & Classification) Directions (England & Wales) 2015. Dissolved fraction. Lowest criteria presented (<40mg/l of CaCO3). See 'further assessment' if criteria exceeded and hardness (CaCO3) data available.
#6:Water Framework Directive (Standards and Classification) Directions (England and Wales) 2015. Dissolved Fraction. If hexavalent chromium (CrVI) data is available, a value of 4.7µg/l may be appropriate for the remaining trivalent chromium (CrIII).
#7:Operational Targets and EQS. EA, April 2018. Dissolved fraction.
#8:Water Framework Directive (Standards and Classification) Directions (England and Wales) 2015. Dissolved Fraction. If DOC >1mg/l then a higher criteria applies [3.76+(2.677x((DOC/2)-0.5))]
#9:Water Framework Directive (Standards & Classification) Directions (England & Wales) 2015. Dissolved & bioavailable (bio) fraction plus background. M-BAT tool to assess: http://wfduk.org/resources/rivers-lakes-metal-bioavailability-assessment-tool-m-bat
#10:Water Framework Directive (Standards and Classification) Directions (England and Wales) 2015. Dissolved Fraction. MAC adopted in absence of AA value.
#11:Guidelines for Drinking-water Quality, 4th Edition. WHO, 2011. Informal value.
#12:Operational Targets and EQS. EA, April 2018.
#13:Operational Targets and EQS. EA, April 2018. Lowest criteria presented (<200mg/l CaCO3). See 'further assessment' values if criteria exceeded and hardness (CaCO3) data available.
#14:Guidelines for Drinking-water Quality, 4th Edition. WHO, 2011. Based on taste rather than a formal guideline.
#15:Water Framework Directive (Standards and Classification) Directions (England and Wales) 2015. Indicator of 'good' status (90%ile) - Ammonia standard for lakes and rivers (total ammonia as nitrogen).
#16:Operational Targets and EQS. EA, April 2018. Dissolved fraction. Lowest criteria presented (<50 mg/l CaCO3). See 'further assessment' values if criteria exceeded and hardness (CaCO3) data available.
#17:Water Supply (Water Quality) Regulations 2016. As SO4.
#18:US EPA Regional Screening Levels, May 2019. https://www.epa.gov/risk/regional-screening-levels-rsls-generic-tables

Key

<0.6	Result MDL exceeds GAC
27.8	Result exceeds GAC
-	Determinand not tested for

Notes
Where a range is given a determinand has been analysed for by more than one method

						Location_Code	TP01010	TP01011A	TP01011A	TP01011A	TP01011	TP01012	TP01012	TP01012	TP01012	TP01012
						Sample_Depth_Range	2.1-2.3	0.05-0.1	0.35-0.4	1.1-1.15	0.1-0.3	0.05-0.1	0.3-0.6	0.7-0.8	1.9-2	2.45-2.5
						Sampled_Date_Time	10/09/2019	21/10/2019	21/10/2019	21/10/2019	05/09/2019	30/10/2019	30/10/2019	30/10/2019	30/10/2019	30/10/2019
				UK Drinking Water Standards (GAC)	UK Estuaries and coastal waters EQS (GAC)	UK Freshwater EQS (GAC)										
Chem_Group	**ChemName**	**output unit**	**EQL**													
Metals	Antimony	µg/L	1	5[#1]			<1	1.56	<1	<1	1.39	2.02	<1	<1	<1	<1
	Arsenic	µg/L	0.5	10[#1]	25[#2]	50[#2]	<0.5	<0.5	<0.5	<0.5	0.539	1.42	<0.5	<0.5	<0.5	<0.5
	Boron	µg/L	10	1000[#1]	7000[#3]	2000[#3]	12.9	21.8	<10	<10	38.1	75.3	48.9	50.2	99.4	54.7
	Cadmium	µg/L	0.08	5[#1]	0.2[#4]	0.08[#5]	<0.08	<0.08	<0.08	<0.08	<0.08	<0.08	<0.08	<0.08	<0.08	<0.08
	Chromium (hexavalent)	µg/L	3		0.6[#4]	3.4[#4]	<3	<3	<3	<3	<3	<3	<3	<3	<3	<3
	Chromium	µg/L	1	50[#1]	0.6[#4]	3.4[#6]	<1	<1	<1	<1	<1	<1	<1	<1	<1	<1
	Chromium (Trivalent)	µg/L	3			4.7[#4]	<3	<3	<3	<3	<3	<3	<3	<3	<3	<3
	Cobalt	µg/L	0.5		3[#7]	3[#7]	<0.5	<0.5	<0.5	<0.5	<0.5	<0.5	<0.5	<0.5	<0.5	<0.5
	Copper	µg/L	0.3	2000[#1]	3.76[#8]	1(bio)[#9]	0.606	5.27	2.17	1.44	4.09	14.6	5.15	3.22	3.56	1.41
	Lead	µg/L	0.2	10[#1]	1.3[#4]	1.2(bio)[#9]	<0.2	<0.2	<0.2	<0.2	<0.2	0.531	<0.2	<0.2	<0.2	<0.2
	Mercury	µg/L	0.01	1[#1]	0.07(MAC)[#10]	0.07(MAC)[#10]	<0.01	<0.01	<0.01	<0.01	<0.01	0.0116	<0.01	<0.01	<0.01	<0.01
	Molybdenum	µg/L	3	70[#11]			<3	<3	<3	<3	<3	4.18	<3	<3	<3	<3
	Nickel	µg/L	0.4	20[#1]	8.6[#4]	4(bio)[#9]	<0.4	1.74	0.812	<0.4	1.43	4.67	1.94	1.32	2.28	0.723
	Selenium	µg/L	1	10[#1]			<1	<1	<1	<1	<1	<1	<1	<1	3.59	1.17
	Vanadium	µg/L	1		100[#12]	20[#13]	<1	1.45	<1	<1	<1	1.33	<1	<1	<1	<1
	Zinc	µg/L	1	3000[#14]		10.9(bio)[#9]	1.15	2.28	1.08	<1	11.5	3.05	1.58	<1	2.81	2.26
Inorganics	Ammoniacal Nitrogen as N	mg/L	0.01		0.021[#2]	0.6[#15]	0.0109	0.0107	0.0155	<0.01	0.0218	0.023	<0.01	<0.01	0.057	<0.01
	Calcium	mg/L	0.2				22.2	59.3	32.3	15.9	43.7	44.1	44	100	740	107
	Chloride	mg/L	2	250[#1]		250[#3]	<2	<2	<2	<2	2.2	9.5	15.4	21.2	51	73.1
	Cyanide (Free)	µg/L	2.5	50[#1]	1[#2]	1[#2]	<2.5	<2.5	<2.5	<2.5	<2.5	<2.5	<2.5	<2.5	<2.5	<2.5
	Cyanide Total	µg/L	5	50[#1]	1[#2]	1[#2]	<5	<5	<5	<5	<5	<5	<5	<5	<5	<5
	cyanides-complex	µg/L	5	50[#1]	1[#2]	1[#2]	<5	<5	<5	<5	<5	<5	<5	<5	<5	<5
	Fluoride	µg/L	500	1500[#1]	5000[#7]	1000[#16]	<500	720	693	<500	1040	699	690	545	<500	<500
	Magnesium	mg/L	0.036				0.287	0.418	0.189	0.16	0.339	1.96	1.52	2.43	9.58	2.6
	Potassium	mg/L	0.2				<0.2	0.535	1.76	0.737	<0.2	45	10.3	10.3	3.3	0.28
	Sodium	mg/L	0.076	200[#1]			2.59	3.33	2.35	2.03	3.73	14.6	15.3	18.2	97	115
	Sulphate	mg/L	2	250(SO4)[#17]		400[#3]	2.1	<2	7	<2	<2	<2	15.4	186	1690	344
Phenolics	Xylenols	µg/L	0.5				<0.5	<0.5	<0.5	<0.5	<0.5	<0.5	<0.5	<0.5	<0.5	<0.5
	Cresol Total	µg/L	0.5				<5	<0.5	<0.5	<0.5	<0.5	<0.5	<0.5	<0.5	<0.5	<0.5
	Phenol	µg/L	0.5	5800[#18]	7.7[#2]	7.7[#2]	<0.5	<0.5	<0.5	<0.5	<0.5	1.09	<0.5	<0.5	<0.5	<0.5
	Phenols Monohydric	µg/L	0.5				<5	<0.5	<0.5	<0.5	<0.5	1.09	<0.5	<0.5	<0.5	<0.5
Other	Conductivity @ 20oC	µS/cm					-	-	-	-	-	-	-	-	-	-

Environmental Standards Comments
#1:Water Supply (Water Quality) Regulations 2016.
#2:Water Framework Directive (Standards and Classification) Directions (England and Wales) 2015.
#3:Operational Targets and EQS. EA, April 2018
#4:Water Framework Directive (Standards & Classification) Directions (England & Wales) 2015. Dissolved fraction.
#5:Water Framework Directive (Standards & Classification) Directions (England & Wales) 2015. Dissolved fraction. Lowest criteria presented (<40mg/l of CaCO3). See 'further assessment' if criteria exceeded and hardness (CaCO3) data available.
#6:Water Framework Directive (Standards and Classification) Directions (England and Wales) 2015. Dissolved Fraction. If hexavalent chromium (CrVI) data is available, a value of 4.7µg/l may be appropriate for the remaining trivalent chromium (CrIII).
#7:Operational Targets and EQS. EA, April 2018. Dissolved fraction.
#8:Water Framework Directive (Standards and Classification) Directions (England and Wales) 2015. Dissolved Fraction. If DOC >1mg/l then a higher criteria applies [3.76+(2.677x((DOC/2)-0.5))]
#9:Water Framework Directive (Standards & Classification) Directions (England & Wales) 2015. Dissolved & bioavailable (bio) fraction plus background. M-BAT tool to assess: http://wfduk.org/resources/rivers-lakes-metal-bioavailability-assessment-tool-m-bat
#10:Water Framework Directive (Standards and Classification) Directions (England and Wales) 2015. Dissolved Fraction. MAC adopted in absence of AA value.
#11:Guidelines for Drinking-water Quality, 4th Edition. WHO, 2011. Informal value.
#12:Operational Targets and EQS. EA, April 2018.
#13:Operational Targets and EQS. EA, April 2018. Lowest criteria presented (<200mg/l CaCO3). See 'further assessment' values if criteria exceeded and hardness (CaCO3) data available.
#14:Guidelines for Drinking-water Quality, 4th Edition. WHO, 2011. Based on taste rather than a formal guideline.
#15:Water Framework Directive (Standards and Classification) Directions (England and Wales) 2015. Indicator of 'good' status (90%ile) - Ammonia standard for lakes and rivers (total ammonia as nitrogen).
#16:Operational Targets and EQS. EA, April 2018. Dissolved fraction. Lowest criteria presented (<50 mg/l CaCO3). See 'further assessment' values if criteria exceeded and hardness (CaCO3) data available.
#17:Water Supply (Water Quality) Regulations 2016. As SO4.
#18:US EPA Regional Screening Levels, May 2019. https://www.epa.gov/risk/regional-screening-levels-rsls-generic-tables

Key

<0.6	Result MDL exceeds GAC
27.8	Result exceeds GAC
-	Determinand not tested for

Notes
Where a range is given a determinand has been analysed for by more than one method

						Location_Code	TP01013A	TP01013A	TP01013A	TP01013A	TP01013	TP01013	TP01013	TP01014A	TP01014A	TP01014A
						Sample_Depth_Range	0.05-0.1	0.45-0.5	0.85-0.9	1.8-1.9	0.05-0.2	0.2-0.4	0.6-0.8	0.05-0.1	0.7-0.8	1.65-1.7
						Sampled_Date_Time	23/10/2019	23/10/2019	23/10/2019	23/10/2019	05/09/2019	05/09/2019	05/09/2019	24/10/2019	24/10/2019	24/10/2019
				UK Drinking Water Standards (GAC)	UK Estuaries and coastal waters EQS (GAC)	UK Freshwater EQS (GAC)										
Chem_Group	**ChemName**	**output unit**	**EQL**													
Metals	Antimony	µg/L	1	5[#1]			<1	<1	<1	<1	<1	<1	<1	15.2	<1	<1
	Arsenic	µg/L	0.5	10[#1]	25[#2]	50[#2]	0.642	<0.5	<0.5	<0.5	<0.5	<0.5	<0.5	2.46	<0.5	<0.5
	Boron	µg/L	10	1000[#1]	7000[#3]	2000[#3]	338	35.7	36.1	10.6	41.3	37.1	21.4	48.5	39.7	14
	Cadmium	µg/L	0.08	5[#1]	0.2[#4]	0.08[#5]	<0.08	<0.08	<0.08	<0.08	<0.08	<0.08	<0.08	<0.08	<0.08	<0.08
	Chromium (hexavalent)	µg/L	3		0.6[#4]	3.4[#4]	<3	<3	<3	<3	<3	<3	<3	<3	<3	<3
	Chromium	µg/L	1	50[#1]	0.6[#4]	3.4[#6]	<1	<1	<1	<1	<1	<1	<1	<1	<1	<1
	Chromium (Trivalent)	µg/L	3			4.7[#4]	<3	<3	<3	<3	<3	<3	<3	<3	<3	<3
	Cobalt	µg/L	0.5		3[#7]	3[#7]	<0.5	<0.5	<0.5	<0.5	<0.5	<0.5	<0.5	<0.5	<0.5	<0.5
	Copper	µg/L	0.3	2000[#1]	3.76[#8]	1(bio)[#9]	8.4	2.12	0.986	1.11	5.49	2.54	1.39	12.6	0.8	0.929
	Lead	µg/L	0.2	10[#1]	1.3[#4]	1.2(bio)[#9]	<0.2	<0.2	<0.2	<0.2	<0.2	<0.2	<0.2	0.481	<0.2	<0.2
	Mercury	µg/L	0.01	1[#1]	0.07(MAC)[#10]	0.07(MAC)[#10]	<0.01	<0.01	<0.01	<0.01	<0.01	<0.01	<0.01	<0.01	<0.01	<0.01
	Molybdenum	µg/L	3	70[#11]			<3	<3	<3	<3	<3	<3	<3	6.15	<3	<3
	Nickel	µg/L	0.4	20[#1]	8.6[#4]	4(bio)[#9]	2.88	1.52	<0.4	<0.4	2.45	2.1	0.893	3.55	<0.4	<0.4
	Selenium	µg/L	1	10[#1]			<1	<1	<1	<1	<1	<1	<1	<1	<1	<1
	Vanadium	µg/L	1		100[#12]	20[#13]	<1	<1	<1	<1	<1	<1	<1	3.39	<1	<1
	Zinc	µg/L	1	3000[#14]		10.9(bio)[#9]	63	<1	1.59	<1	4.66	8.18	1.48	1.88	2.58	<1
Inorganics	Ammoniacal Nitrogen as N	mg/L	0.01		0.021[#2]	0.6[#15]	0.0283	<0.01	0.0133	<0.01	0.0175	0.0173	0.0195	0.0263	<0.01	<0.01
	Calcium	mg/L	0.2				58.3	50.2	42.6	18.6	58.1	54	35.8	67.5	37.3	23.2
	Chloride	mg/L	2	250[#1]		250[#3]	8.6	2.5	<2	<2	2.4	2.1	<2	4.4	<2	<2
	Cyanide (Free)	µg/L	2.5	50[#1]	1[#2]	1[#2]	<2.5	<2.5	<2.5	<2.5	<2.5	<2.5	<2.5	<2.5	<2.5	<2.5
	Cyanide Total	µg/L	5	50[#1]	1[#2]	1[#2]	<5	<5	<5	<5	<5	<5	<5	<5	<5	<5
	cyanides-complex	µg/L	5	50[#1]	1[#2]	1[#2]	<5	<5	<5	<5	<5	<5	<5	<5	<5	<5
	Fluoride	µg/L	500	1500[#1]	5000[#7]	1000[#16]	587	<500	<500	<500	1180	991	726	924	<500	<500
	Magnesium	mg/L	0.036				0.79	0.513	0.443	0.33	0.592	0.676	0.411	1.2	1.15	0.648
	Potassium	mg/L	0.2				0.501	<0.2	<0.2	0.243	<0.2	<0.2	0.292	11.5	<0.2	<0.2
	Sodium	mg/L	0.076	200[#1]			10.3	3.03	4.25	2.34	3.75	3.85	3.16	3.46	4.29	3.28
	Sulphate	mg/L	2	250(SO4)[#17]		400[#3]	<2	2.2	4.2	5.8	<2	2.2	7.7	4.3	7.4	3.2
Phenolics	Xylenols	µg/L	0.5				<0.5	<0.5	<0.5	2.76	<0.5	<0.5	<0.5	<0.5	<0.5	<0.5
	Cresol Total	µg/L	0.5				<0.5	<0.5	<0.5	2.46	<0.5	<0.5	<0.5	<0.5	<0.5	<0.5
	Phenol	µg/L	0.5	5800[#18]	7.7[#2]	7.7[#2]	1.08	<0.5	<0.5	0.62	<0.5	<0.5	<0.5	0.54	<0.5	<0.5
	Phenols Monohydric	µg/L	0.5				1.08	<0.5	<0.5	5.84	<0.5	<0.5	<0.5	0.54	<0.5	<0.5
Other	Conductivity @ 20oC	µS/cm					-	-	-	-	-	-	-	-	-	-

Environmental Standards Comments
#1:Water Supply (Water Quality) Regulations 2016.
#2:Water Framework Directive (Standards and Classification) Directions (England and Wales) 2015.
#3:Operational Targets and EQS. EA, April 2018
#4:Water Framework Directive (Standards & Classification) Directions (England & Wales) 2015. Dissolved fraction.
#5:Water Framework Directive (Standards & Classification) Directions (England & Wales) 2015. Dissolved fraction. Lowest criteria presented (<40mg/l of CaCO3). See 'further assessment' if criteria exceeded and hardness (CaCO3) data available.
#6:Water Framework Directive (Standards and Classification) Directions (England and Wales) 2015. Dissolved Fraction. If hexavalent chromium (CrVI) data is available, a value of 4.7µg/l may be appropriate for the remaining trivalent chromium (CrIII).
#7:Operational Targets and EQS. EA, April 2018. Dissolved fraction.
#8:Water Framework Directive (Standards and Classification) Directions (England and Wales) 2015. Dissolved Fraction. If DOC >1mg/l then a higher criteria applies [3.76+(2.677x((DOC/2)-0.5))]
#9:Water Framework Directive (Standards & Classification) Directions (England & Wales) 2015. Dissolved & bioavailable (bio) fraction plus background. M-BAT tool to assess: http://wfduk.org/resources/rivers-lakes-metal-bioavailability-assessment-tool-m-bat
#10:Water Framework Directive (Standards and Classification) Directions (England and Wales) 2015. Dissolved Fraction. MAC adopted in absence of AA value.
#11:Guidelines for Drinking-water Quality, 4th Edition. WHO, 2011. Informal value.
#12:Operational Targets and EQS. EA, April 2018.
#13:Operational Targets and EQS. EA, April 2018. Lowest criteria presented (<200mg/l CaCO3). See 'further assessment' values if criteria exceeded and hardness (CaCO3) data available.
#14:Guidelines for Drinking-water Quality, 4th Edition. WHO, 2011. Based on taste rather than a formal guideline.
#15:Water Framework Directive (Standards and Classification) Directions (England and Wales) 2015. Indicator of 'good' status (90%ile) - Ammonia standard for lakes and rivers (total ammonia as nitrogen).
#16:Operational Targets and EQS. EA, April 2018. Dissolved fraction. Lowest criteria presented (<50 mg/l CaCO3). See 'further assessment' values if criteria exceeded and hardness (CaCO3) data available.
#17:Water Supply (Water Quality) Regulations 2016. As SO4.
#18:US EPA Regional Screening Levels, May 2019. https://www.epa.gov/risk/regional-screening-levels-rsls-generic-tables

Key

<0.6	Result MDL exceeds GAC
27.8	Result exceeds GAC
-	Determinand not tested for

Notes
Where a range is given a determinand has been analysed for by more than one method

						Location_Code	TP01014	TP01015	TP01015	TP01018	TP01018	TP01018	TP02001	TP02001	TP02001	TP02001	TP02002A
						Sample_Depth_Range	0.05-0.15	0.1-0.3	1.5-1.6	0.05-0.1	0.4-0.5	0.8-0.9	0.05-0.05	0.05-0.05	0.3-0.4	0.6-0.7	0.05-0.05
						Sampled_Date_Time	03/09/2019	11/09/2019	11/09/2019	05/11/2019	05/11/2019	05/11/2019	30/04/2020	30/04/2020	30/04/2020	30/04/2020	05/05/2020
				UK Drinking Water Standards (GAC)	UK Estuaries and coastal waters EQS (GAC)	UK Freshwater EQS (GAC)											
Chem_Group	**ChemName**	**output unit**	**EQL**														
Metals	Antimony	µg/L	1	5[#1]			<1	<1	<1	4.56	2.27	1.02	<1	<1	<1	<1	1.07
	Arsenic	µg/L	0.5	10[#1]	25[#2]	50[#2]	1.24	<0.5	<0.5	8.79	4.48	1.4	2.57 - 3.52	2.8 - 3.23	<0.5	<0.5	3.57
	Boron	µg/L	10	1000[#1]	7000[#3]	2000[#3]	28.7	27.2	18.3	35.9	65	25.8	11.5 - 44	12.4 - 41.7	<10 - 26.6	<10 - 23	33.3
	Cadmium	µg/L	0.08	5[#1]	0.2[#4]	0.08[#5]	<0.08	<0.08	<0.08	<0.08	<0.08	<0.08	<0.08	<0.08	<0.08	<0.08	<0.08
	Chromium (hexavalent)	µg/L	3		0.6[#4]	3.4[#4]	<3	<3	<3	<3	<3	<3	<3	<3	<3	<3	<3
	Chromium	µg/L	1	50[#1]	0.6[#4]	3.4[#6]	<1	<1	<1	2.45	<1	<1	<1	<1	<1	<1	1.59
	Chromium (Trivalent)	µg/L	3			4.7[#4]	<3	<3	<3	<3	<3	<3	<3	<3	<3	<3	<3
	Cobalt	µg/L	0.5		3[#7]	3[#7]	<0.5	<0.5	<0.5	<0.5	<0.5	<0.5	<0.5	<0.5 - 0.549	<0.5	<0.5	<0.5
	Copper	µg/L	0.3	2000[#1]	3.76[#8]	1(bio)[#9]	1.08	4.71	0.811	17.9	8.37	3.66	3.04 - 6.54	3.11 - 6.43	1.28 - 2.09	0.703 - 1.18	5.56
	Lead	µg/L	0.2	10[#1]	1.3[#4]	1.2(bio)[#9]	0.288	<0.2	<0.2	0.732	0.393	0.268	<0.2	<0.2	<0.2	<0.2 - 0.268	0.291
	Mercury	µg/L	0.01	1[#1]	0.07(MAC)[#10]	0.07(MAC)[#10]	<0.01	0.0104	<0.01	0.0108	<0.01	<0.01	0.012 - 0.0129	0.0113 - 0.0123	<0.01	<0.01	<0.01
	Molybdenum	µg/L	3	70[#11]			<3	<3	<3	5.32	9.94	5.25	<3 - 4.08	<3	<3	<3	<3
	Nickel	µg/L	0.4	20[#1]	8.6[#4]	4(bio)[#9]	<0.4	1.42	0.759	2.14	2.05	0.59	1.74 - 4	2 - 4.18	<0.4 - 0.449	<0.4	1.41
	Selenium	µg/L	1	10[#1]			<1	<1	<1	<1	<1	<1	<1	<1	<1	<1	<1
	Vanadium	µg/L	1		100[#12]	20[#13]	1.72	<1	<1	3.76	<1	<1	3.66 - 4.34	3.46 - 3.55	<1 - 1.33	<1 - 1.93	4.14
	Zinc	µg/L	1	3000[#14]		10.9(bio)[#9]	5.12	8.94	1.5	1.96	<1	<1	1.18 - 1.56	<1 - 1.48	<1	<1 - 1.22	1.33
Inorganics	Ammoniacal Nitrogen as N	mg/L	0.01		0.021[#2]	0.6[#15]	0.0264	0.0199	0.0126	0.0352	0.0237	0.017	0.0141 - 0.0174	0.0135 - 0.643	<0.01	<0.01	0.0178
	Calcium	mg/L	0.2				49.2	48.6	19.1	65	59.8	35.2	25.1 - 76.9	28.2 - 84.8	15.6 - 39.9	9.06 - 17.4	81.9
	Chloride	mg/L	2	250[#1]		250[#3]	4.5	<2	<2	2.7	3.7	<2	<2 - 5.7	<2 - 4.4	<2	<2	<2
	Cyanide (Free)	µg/L	2.5	50[#1]	1[#2]	1[#2]	<2.5	<2.5	<2.5	<2.5	<2.5	<2.5	<2.5	<2.5	<2.5	<2.5	<2.5
	Cyanide Total	µg/L	5	50[#1]	1[#2]	1[#2]	<5	<5	<5	<5	<5	<5	<5	<5	<5	<5	<5
	cyanides-complex	µg/L	5	50[#1]	1[#2]	1[#2]	<5	<5	<5	<5	<5	<5	<5	<5	<5	<5	<5
	Fluoride	µg/L	500	1500[#1]	5000[#7]	1000[#16]	1060	1000	<500	3530	11,000	3940	<500	<500	<500 - 524	<500	<500
	Magnesium	mg/L	0.036				0.922	0.538	0.426	1.64	2.33	1.41	0.536 - 1.88	0.626 - 2.05	0.134 - 0.401	0.14 - 0.381	1.19
	Potassium	mg/L	0.2				4.52	<0.2	0.252	16.2	3.51	1.82	4.91 - 12.6	5.42 - 12	<0.2 - 0.385	<0.2 - 0.216	2.2
	Sodium	mg/L	0.076	200[#1]			4.66	3.54	2.42	3.66	7.89	6.47	1.33 - 3.44	1.44 - 3.57	1.16 - 2.79	0.865 - 1.9	2.6
	Sulphate	mg/L	2	250(SO4)[#17]		400[#3]	3.4	<2	3.6	<2	5.1	8	<2	<2 - 4.5	<2	<2 - 4.8	<2
Phenolics	Xylenols	µg/L	0.5				<0.5	<0.5	0.52	<0.5	<0.5	<0.5	<0.5	<0.5	<0.5	<0.5	<0.5
	Cresol Total	µg/L	0.5				<0.5	<1	<0.5	<0.5	<0.5	<0.5	<0.5	<0.5	<0.5	<0.5	<0.5
	Phenol	µg/L	0.5	5800[#18]	7.7[#2]	7.7[#2]	<0.5	<0.5	<0.5	1.08	<0.5	1.32	<0.5	<0.5	<0.5	<0.5	<0.5
	Phenols Monohydric	µg/L	0.5				<0.5	<1	0.52	1.08	<0.5	1.32	<0.5	<0.5	<0.5	<0.5	<0.5
Other	Conductivity @ 20oC	µS/cm					-	-	-	-	-	-	-	-	-	-	-

Environmental Standards Comments
#1:Water Supply (Water Quality) Regulations 2016.
#2:Water Framework Directive (Standards and Classification) Directions (England and Wales) 2015.
#3:Operational Targets and EQS. EA, April 2018
#4:Water Framework Directive (Standards & Classification) Directions (England & Wales) 2015. Dissolved fraction.
#5:Water Framework Directive (Standards & Classification) Directions (England & Wales) 2015. Dissolved fraction. Lowest criteria presented (<40mg/l of CaCO3). See 'further assessment' if criteria exceeded and hardness (CaCO3) data available.
#6:Water Framework Directive (Standards and Classification) Directions (England and Wales) 2015. Dissolved Fraction. If hexavalent chromium (CrVI) data is available, a value of 4.7µg/l may be appropriate for the remaining trivalent chromium (CrIII).
#7:Operational Targets and EQS. EA, April 2018. Dissolved fraction.
#8:Water Framework Directive (Standards and Classification) Directions (England and Wales) 2015. Dissolved Fraction. If DOC >1mg/l then a higher criteria applies [3.76+(2.677x((DOC/2)-0.5))]
#9:Water Framework Directive (Standards & Classification) Directions (England & Wales) 2015. Dissolved & bioavailable (bio) fraction plus background. M-BAT tool to assess: http://wfduk.org/resources/rivers-lakes-metal-bioavailability-assessment-tool-m-bat
#10:Water Framework Directive (Standards and Classification) Directions (England and Wales) 2015. Dissolved Fraction. MAC adopted in absence of AA value.
#11:Guidelines for Drinking-water Quality, 4th Edition. WHO, 2011. Informal value.
#12:Operational Targets and EQS. EA, April 2018.
#13:Operational Targets and EQS. EA, April 2018. Lowest criteria presented (<200mg/l CaCO3). See 'further assessment' values if criteria exceeded and hardness (CaCO3) data available.
#14:Guidelines for Drinking-water Quality, 4th Edition. WHO, 2011. Based on taste rather than a formal guideline.
#15:Water Framework Directive (Standards and Classification) Directions (England and Wales) 2015. Indicator of 'good' status (90%ile) - Ammonia standard for lakes and rivers (total ammonia as nitrogen).
#16:Operational Targets and EQS. EA, April 2018. Dissolved fraction. Lowest criteria presented (<50 mg/l CaCO3). See 'further assessment' values if criteria exceeded and hardness (CaCO3) data available.
#17:Water Supply (Water Quality) Regulations 2016. As SO4.
#18:US EPA Regional Screening Levels, May 2019. https://www.epa.gov/risk/regional-screening-levels-rsls-generic-tables

Key

<0.6	Result MDL exceeds GAC
27.8	Result exceeds GAC
-	Determinand not tested for

Notes
Where a range is given a determinand has been analysed for by more than one method

						Location_Code	TP02002A	TP02002A	TP02002	TP02002	TP02002	TP02002	TP02002	TP02003	TP02003	TP02003
						Sample_Depth_Range	0.05-0.05	0.35-0.35	0.05-0.05	0.4-0.4	0.4-0.4	2.1-2.1	3.1-3.1	0.05-0.05	0.4-0.4	1.7-1.7
						Sampled_Date_Time	05/05/2020	05/05/2020	21/04/2020	21/04/2020	21/04/2020	21/04/2020	21/04/2020	27/04/2020	27/04/2020	27/04/2020
				UK Drinking Water Standards (GAC)	UK Estuaries and coastal waters EQS (GAC)	UK Freshwater EQS (GAC)										
Chem_Group	**ChemName**	**output unit**	**EQL**													
Metals	Antimony	µg/L	1	5[#1]			1.4	<1	<1 - 1.06	<1	<1	<1	<1	<1 - 1.17	<1	<1
	Arsenic	µg/L	0.5	10[#1]	25[#2]	50[#2]	3.85	<0.5	0.615 - 0.699	<0.5	<0.5	<0.5	<0.5	1.03 - 1.09	<0.5	<0.5
	Boron	µg/L	10	1000[#1]	7000[#3]	2000[#3]	43.9	57.8	12.7 - 37.3	19.4 - 47.2	17.2 - 54.1	14.8 - 34.2	<10 - 19.4	<10 - 25.7	18.2 - 48.8	18.3 - 48.3
	Cadmium	µg/L	0.08	5[#1]	0.2[#4]	0.08[#5]	<0.08	<0.08	<0.08	<0.08	<0.08	<0.08	<0.08	<0.08	<0.08	<0.08
	Chromium (hexavalent)	µg/L	3		0.6[#4]	3.4[#4]	<3	<3	<3 - 3.31	<3	<3	<3	<3	<3	<3	<3
	Chromium	µg/L	1	50[#1]	0.6[#4]	3.4[#6]	2.14	1.86	1.11 - 4.34	<1 - 1.2	<1 - 1.2	<1 - 1.89	<1 - 1.43	1.07 - 2.73	<1	<1
	Chromium (Trivalent)	µg/L	3			4.7[#4]	<3	<3	<3	<3	<3	<3	<3	<3	<3	<3
	Cobalt	µg/L	0.5		3[#7]	3[#7]	<0.5	<0.5	<0.5	<0.5	<0.5	<0.5	<0.5	<0.5	<0.5	<0.5
	Copper	µg/L	0.3	2000[#1]	3.76[#8]	1(bio)[#9]	7.57	1.77	2.13 - 5.15	0.819 - 2.26	0.785 - 2.44	0.317 - 0.593	0.392 - 0.416	2.82 - 4.99	0.767 - 1.49	0.737 - 0.757
	Lead	µg/L	0.2	10[#1]	1.3[#4]	1.2(bio)[#9]	0.304	0.325	<0.2	<0.2 - 0.226	<0.2 - 0.215	<0.2	<0.2	<0.2	<0.2	<0.2 - 0.261
	Mercury	µg/L	0.01	1[#1]	0.07(MAC)[#10]	0.07(MAC)[#10]	<0.01	<0.01	<0.01	<0.01 - 0.019	<0.01	<0.01 - 0.0168	<0.01 - 0.0493	<0.01	<0.01	<0.01
	Molybdenum	µg/L	3	70[#11]			3.26	<3	<3	<3 - 5.03	<3 - 6.13	<3	<3	<3	<3	<3 - 6.41
	Nickel	µg/L	0.4	20[#1]	8.6[#4]	4(bio)[#9]	1.66	<0.4	0.434 - 0.958	<0.4 - 0.771	<0.4 - 0.474	<0.4	<0.4	0.582 - 1.4	<0.4	<0.4
	Selenium	µg/L	1	10[#1]			<1	<1	<1	<1	<1	<1	<1	<1	<1	<1
	Vanadium	µg/L	1		100[#12]	20[#13]	4.88	1.23	1.15 - 2.04	<1	<1 - 1.22	<1	<1	<1 - 2.27	<1	<1
	Zinc	µg/L	1	3000[#14]		10.9(bio)[#9]	2.98	2.37	1.21 - 1.98	1.48 - 2.74	1.38 - 2.93	1.85 - 2.1	1.66 - 1.77	<1 - 2.77	1.29 - 1.47	<1 - 1.9
Inorganics	Ammoniacal Nitrogen as N	mg/L	0.01		0.021[#2]	0.6[#15]	0.0185	<0.01	<0.01	<0.01	<0.01 - 0.0132	<0.01	<0.01	<0.01	<0.01 - 0.0109	<0.01 - 0.0109
	Calcium	mg/L	0.2				94	39	20.4 - 58.6	14.3 - 29.8	15.2 - 31.1	11.9 - 23.2	11.6 - 25.2	22 - 57.9	16.7 - 36	15.5 - 35.1
	Chloride	mg/L	2	250[#1]		250[#3]	3.1	<2	<2	<2	<2	<2	<2	<2	<2	<2
	Cyanide (Free)	µg/L	2.5	50[#1]	1[#2]	1[#2]	<2.5	<2.5	<2.5	<2.5	<2.5	<2.5	<2.5	<2.5	<2.5	<2.5
	Cyanide Total	µg/L	5	50[#1]	1[#2]	1[#2]	<5	<5	<5	<5	<5	<5	<5	<5	<5	<5
	cyanides-complex	µg/L	5	50[#1]	1[#2]	1[#2]	<5	<5	<5	<5	<5	<5	<5	<5	<5	<5
	Fluoride	µg/L	500	1500[#1]	5000[#7]	1000[#16]	<500	685	643 - 744	615 - 912	520 - 616	<500	<500	537 - 541	788 - 826	<500
	Magnesium	mg/L	0.036				1.26	0.482	0.322 - 1.05	0.151 - 0.389	0.183 - 0.473	0.206 - 0.995	0.223 - 0.893	0.354 - 1.06	0.189 - 0.468	0.227 - 0.454
	Potassium	mg/L	0.2				2.27	0.392	<0.2 - 0.311	<0.2 - 0.252	<0.2 - 0.281	<0.2	<0.2	0.879 - 1.48	<0.2	<0.2
	Sodium	mg/L	0.076	200[#1]			2.78	2.56	1.09 - 2.44	1.28 - 2.46	1.27 - 2.72	1.75 - 3.61	1.4 - 3.44	1.21 - 2.56	1.36 - 2.63	1.62 - 3.7
	Sulphate	mg/L	2	250(SO4)[#17]		400[#3]	<2	<2	<2	<2	<2	<2	<2	<2	<2 - 4.7	<2 - 4.6
Phenolics	Xylenols	µg/L	0.5				<0.5	<0.5	<0.5	<0.5	<0.5	<0.5	<0.5	<0.5	<0.5	<0.5
	Cresol Total	µg/L	0.5				<0.5	<0.5	<0.5	<0.5	<0.5	<0.5	<0.5	<0.5	<0.5	<0.5
	Phenol	µg/L	0.5	5800[#18]	7.7[#2]	7.7[#2]	<0.5	<0.5	<0.5	<0.5	<0.5	<0.5	<0.5	<0.5	<0.5	<0.5
	Phenols Monohydric	µg/L	0.5				<0.5	<0.5	<0.5	<0.5	<0.5	<0.5	<0.5	<0.5	<0.5	<0.5
Other	Conductivity @ 20oC	µS/cm					-	-	-	-	-	-	-	-	-	-

Environmental Standards Comments
#1:Water Supply (Water Quality) Regulations 2016.
#2:Water Framework Directive (Standards and Classification) Directions (England and Wales) 2015.
#3:Operational Targets and EQS. EA, April 2018
#4:Water Framework Directive (Standards & Classification) Directions (England & Wales) 2015. Dissolved fraction.
#5:Water Framework Directive (Standards & Classification) Directions (England & Wales) 2015. Dissolved fraction. Lowest criteria presented (<40mg/l of CaCO3). See 'further assessment' if criteria exceeded and hardness (CaCO3) data available.
#6:Water Framework Directive (Standards and Classification) Directions (England and Wales) 2015. Dissolved Fraction. If hexavalent chromium (CrVI) data is available, a value of 4.7µg/l may be appropriate for the remaining trivalent chromium (CrIII).
#7:Operational Targets and EQS. EA, April 2018. Dissolved fraction.
#8:Water Framework Directive (Standards and Classification) Directions (England and Wales) 2015. Dissolved Fraction. If DOC >1mg/l then a higher criteria applies [3.76+(2.677x((DOC/2)-0.5))]
#9:Water Framework Directive (Standards & Classification) Directions (England & Wales) 2015. Dissolved & bioavailable (bio) fraction plus background. M-BAT tool to assess: http://wfduk.org/resources/rivers-lakes-metal-bioavailability-assessment-tool-m-bat
#10:Water Framework Directive (Standards and Classification) Directions (England and Wales) 2015. Dissolved Fraction. MAC adopted in absence of AA value.
#11:Guidelines for Drinking-water Quality, 4th Edition. WHO, 2011. Informal value.
#12:Operational Targets and EQS. EA, April 2018.
#13:Operational Targets and EQS. EA, April 2018. Lowest criteria presented (<200mg/l CaCO3). See 'further assessment' values if criteria exceeded and hardness (CaCO3) data available.
#14:Guidelines for Drinking-water Quality, 4th Edition. WHO, 2011. Based on taste rather than a formal guideline.
#15:Water Framework Directive (Standards and Classification) Directions (England and Wales) 2015. Indicator of 'good' status (90%ile) - Ammonia standard for lakes and rivers (total ammonia as nitrogen).
#16:Operational Targets and EQS. EA, April 2018. Dissolved fraction. Lowest criteria presented (<50 mg/l CaCO3). See 'further assessment' values if criteria exceeded and hardness (CaCO3) data available.
#17:Water Supply (Water Quality) Regulations 2016. As SO4.
#18:US EPA Regional Screening Levels, May 2019. https://www.epa.gov/risk/regional-screening-levels-rsls-generic-tables

Key

<0.6	Result MDL exceeds GAC
27.8	Result exceeds GAC
-	Determinand not tested for

Notes
Where a range is given a determinand has been analysed for by more than one method

						Location_Code	TP02003	TP02003	TP02004	TP02004	TP02004	TP02004	TP02004	TP02301	TP02301	BH02304	TP02305A
						Sample_Depth_Range	1.7-1.7	3.8-3.8	0.05-0.05	0.3-0.4	0.9-1	1.3-1.4	1.7-1.8	0.05-0.05	0.3-0.3	1.2-1.3	0.05-0.05
						Sampled_Date_Time	27/04/2020	27/04/2020	15/04/2020	16/04/2020	16/04/2020	16/04/2020	16/04/2020	23/04/2020	23/04/2020	24/04/2020	05/05/2020
				UK Drinking Water Standards (GAC)	UK Estuaries and coastal waters EQS (GAC)	UK Freshwater EQS (GAC)											
Chem_Group	**ChemName**	**output unit**	**EQL**														
Metals	Antimony	µg/L	1	5[#1]			<1	<1	1.42	6.59	<1	<1	<1	<1	<1	<1 - 1.07	1.18
	Arsenic	µg/L	0.5	10[#1]	25[#2]	50[#2]	<0.5	<0.5	2.09	3.14	<0.5	<0.5	<0.5	1.69 - 2.31	0.655 - 0.758	<0.5	1.96
	Boron	µg/L	10	1000[#1]	7000[#3]	2000[#3]	16 - 38	<10 - 15.9	20.6	48.7	151	101	47.1	<10 - 31	<10 - 19.8	<10	18.5
	Cadmium	µg/L	0.08	5[#1]	0.2[#4]	0.08[#5]	<0.08	<0.08	<0.08	0.0814	<0.08	<0.08	<0.08	<0.08	<0.08	<0.08	<0.08
	Chromium (hexavalent)	µg/L	3		0.6[#4]	3.4[#4]	<3	<3	<3	4.97	<3	<3	<3	<3	<3 - 3.15	<3	<3
	Chromium	µg/L	1	50[#1]	0.6[#4]	3.4[#6]	<1	<1	1.25	4.99	<1	1.5	<1	1.06 - 1.53	<1	<1	2.61
	Chromium (Trivalent)	µg/L	3			4.7[#4]	<3	<3	<3	<3	<3	<3	<3	<3	<3	<3	<3
	Cobalt	µg/L	0.5		3[#7]	3[#7]	<0.5	<0.5	<0.5	<0.5	<0.5	<0.5	<0.5	<0.5	<0.5	<0.5	<0.5
	Copper	µg/L	0.3	2000[#1]	3.76[#8]	1(bio)[#9]	0.474 - 0.534	<0.3 - 0.749	7.61	12.1	1.52	2.56	0.927	2.92 - 4.65	1.86 - 3.92	0.79 - 2.31	6.43
	Lead	µg/L	0.2	10[#1]	1.3[#4]	1.2(bio)[#9]	<0.2	<0.2	<0.2	0.275	<0.2	<0.2	<0.2	<0.2	<0.2	<0.2 - 0.223	0.213
	Mercury	µg/L	0.01	1[#1]	0.07(MAC)[#10]	0.07(MAC)[#10]	<0.01	<0.01	0.0158	0.0283	<0.01	<0.01	<0.01	<0.01	<0.01	<0.01	<0.01
	Molybdenum	µg/L	3	70[#11]			<3	<3	<3	54.6	<3	<3	10.3	<3	<3	<3	<3
	Nickel	µg/L	0.4	20[#1]	8.6[#4]	4(bio)[#9]	<0.4	<0.4	1.33	1.4	0.694	0.444	<0.4	0.768 - 1.47	0.499 - 0.78	<0.4 - 0.475	1.89
	Selenium	µg/L	1	10[#1]			<1	<1	<1	<1	<1	<1	<1	<1	<1	<1	<1
	Vanadium	µg/L	1		100[#12]	20[#13]	<1	<1	2.29	3.06	<1	<1	<1	2.19 - 2.65	<1 - 1.55	<1	2.49
	Zinc	µg/L	1	3000[#14]		10.9(bio)[#9]	1.04 - 1.08	<1	3.01	3.4	2.52	2.03	4.31	1.07 - 1.77	1.06 - 2.33	1.35 - 3.62	1.23
Inorganics	Ammoniacal Nitrogen as N	mg/L	0.01		0.021[#2]	0.6[#15]	0.0133 - 0.0247	0.0299 - 0.0832	0.03	0.016	<0.01	<0.01	0.012	0.0104 - 0.0153	0.0109 - 0.0801	<0.01 - 0.0126	<0.01
	Calcium	mg/L	0.2				17.6 - 30.6	9.71 - 28.2	46.9	62.4	56.5	51.1	30.7	26.8 - 62.2	17.7 - 53	6.55 - 12.6	60.3
	Chloride	mg/L	2	250[#1]		250[#3]	<2	<2	<2	<2	<2	<2	2.4	<2	<2	<2 - 2.2	2.6
	Cyanide (Free)	µg/L	2.5	50[#1]	1[#2]	1[#2]	<2.5	<2.5	<2.5	<2.5	<2.5	<2.5	<2.5	<2.5	<2.5	<2.5	<2.5
	Cyanide Total	µg/L	5	50[#1]	1[#2]	1[#2]	<5	<5	16.7	22.3	<5	<5	<5	<5	<5	<5	<5
	cyanides-complex	µg/L	5	50[#1]	1[#2]	1[#2]	<5	<5	15.3	22.3	<5	<5	<5	<5	<5	<5	<5
	Fluoride	µg/L	500	1500[#1]	5000[#7]	1000[#16]	<500	<500	1250	1700	536	694	<500	<500	<500	<500 - 509	671
	Magnesium	mg/L	0.036				0.191 - 0.377	0.253 - 0.605	0.724	1.5	2.77	2.09	1.14	0.292 - 0.834	0.145 - 0.566	0.0808 - 0.157	1.17
	Potassium	mg/L	0.2				<0.2	<0.2	1.86	3.1	1.47	0.89	0.271	1.78 - 3.58	1.01 - 2.47	<0.2 - 0.282	3.5
	Sodium	mg/L	0.076	200[#1]			1.71 - 3.13	1.2 - 2.79	2.96	3.41	8.15	7.36	5.05	1.07 - 1.94	0.914 - 2.05	0.9 - 2.42	1.96
	Sulphate	mg/L	2	250(SO4)[#17]		400[#3]	<2 - 5.1	2.1 - 4.7	<2	12	44.7	33.5	24.9	<2	<2	<2	<2
Phenolics	Xylenols	µg/L	0.5				<0.5	<0.5	<0.5	<0.5	<0.5	<0.5	<0.5	<0.5	<0.5	<0.5	<0.5
	Cresol Total	µg/L	0.5				<0.5	<0.5	<0.5	<0.5	<0.5	<0.5	<0.5	<0.5	<0.5	<0.5	<0.5
	Phenol	µg/L	0.5	5800[#18]	7.7[#2]	7.7[#2]	<0.5	<0.5	<0.5	<0.5	<0.5	<0.5	<0.5	<0.5	<0.5	<0.5	<0.5
	Phenols Monohydric	µg/L	0.5				<0.5	<0.5	<0.5	<0.5	<0.5	<0.5	<0.5	<0.5	<0.5	<0.5	<0.5
Other	Conductivity @ 20oC	µS/cm					-	-	-	-	-	-	-	-	-	-	-

Environmental Standards Comments
#1:Water Supply (Water Quality) Regulations 2016.
#2:Water Framework Directive (Standards and Classification) Directions (England and Wales) 2015.
#3:Operational Targets and EQS. EA, April 2018
#4:Water Framework Directive (Standards & Classification) Directions (England & Wales) 2015. Dissolved fraction.
#5:Water Framework Directive (Standards & Classification) Directions (England & Wales) 2015. Dissolved fraction. Lowest criteria presented (<40mg/l of CaCO3). See 'further assessment' if criteria exceeded and hardness (CaCO3) data available.
#6:Water Framework Directive (Standards and Classification) Directions (England and Wales) 2015. Dissolved Fraction. If hexavalent chromium (CrVI) data is available, a value of 4.7µg/l may be appropriate for the remaining trivalent chromium (CrIII).
#7:Operational Targets and EQS. EA, April 2018. Dissolved fraction.
#8:Water Framework Directive (Standards and Classification) Directions (England and Wales) 2015. Dissolved Fraction. If DOC >1mg/l then a higher criteria applies [3.76+(2.677x((DOC/2)-0.5))]
#9:Water Framework Directive (Standards & Classification) Directions (England & Wales) 2015. Dissolved & bioavailable (bio) fraction plus background. M-BAT tool to assess: http://wfduk.org/resources/rivers-lakes-metal-bioavailability-assessment-tool-m-bat
#10:Water Framework Directive (Standards and Classification) Directions (England and Wales) 2015. Dissolved Fraction. MAC adopted in absence of AA value.
#11:Guidelines for Drinking-water Quality, 4th Edition. WHO, 2011. Informal value.
#12:Operational Targets and EQS. EA, April 2018.
#13:Operational Targets and EQS. EA, April 2018. Lowest criteria presented (<200mg/l CaCO3). See 'further assessment' values if criteria exceeded and hardness (CaCO3) data available.
#14:Guidelines for Drinking-water Quality, 4th Edition. WHO, 2011. Based on taste rather than a formal guideline.
#15:Water Framework Directive (Standards and Classification) Directions (England and Wales) 2015. Indicator of 'good' status (90%ile) - Ammonia standard for lakes and rivers (total ammonia as nitrogen).
#16:Operational Targets and EQS. EA, April 2018. Dissolved fraction. Lowest criteria presented (<50 mg/l CaCO3). See 'further assessment' values if criteria exceeded and hardness (CaCO3) data available.
#17:Water Supply (Water Quality) Regulations 2016. As SO4.
#18:US EPA Regional Screening Levels, May 2019. https://www.epa.gov/risk/regional-screening-levels-rsls-generic-tables

Key

<0.6	Result MDL exceeds GAC
27.8	Result exceeds GAC
-	Determinand not tested for

Notes
Where a range is given a determinand has been analysed for by more than one method

						Location_Code	TP02305A	TP02305A	TP02305A	TP02305	TP02305	TP02305	TP02305	TP02305	TP03001	TP03001
						Sample_Depth_Range	0.05-0.05	0.2-0.2	1.95-1.95	0.05-0.05	0.4-0.4	0.4-0.4	2.1-2.1	2.7-2.7	0.05-0.1	0.4-0.5
						Sampled_Date_Time	05/05/2020	05/05/2020	05/05/2020	24/04/2020	24/04/2020	24/04/2020	24/04/2020	24/04/2020	31/10/2019	31/10/2019
				UK Drinking Water Standards (GAC)	UK Estuaries and coastal waters EQS (GAC)	UK Freshwater EQS (GAC)										
Chem_Group	**ChemName**	**output unit**	**EQL**													
Metals	Antimony	µg/L	1	5[#1]			1.14	1.74	<1	1.2 - 1.74	<1	<1	<1	<1	<1	<1
	Arsenic	µg/L	0.5	10[#1]	25[#2]	50[#2]	2.09	1.27	<0.5	0.909 - 1.16	<0.5	<0.5	<0.5	<0.5	1.53	<0.5
	Boron	µg/L	10	1000[#1]	7000[#3]	2000[#3]	27.9	24.8	32.2	20.5 - 41.4	20.1 - 54.1	22.5 - 55.7	17.5 - 64.4	12.1 - 20.8	45	36.8
	Cadmium	µg/L	0.08	5[#1]	0.2[#4]	0.08[#5]	<0.08	<0.08	<0.08	<0.08	<0.08	<0.08	<0.08	<0.08	<0.08	<0.08
	Chromium (hexavalent)	µg/L	3		0.6[#4]	3.4[#4]	<3	<3	<3	<3 - 3.39	<3 - 4.23	<3	<3 - 3.04	<3	<3	<3
	Chromium	µg/L	1	50[#1]	0.6[#4]	3.4[#6]	2.23	3.22	<1	1.91 - 3.67	<1	<1	<1 - 1.47	<1	1.05	<1
	Chromium (Trivalent)	µg/L	3			4.7[#4]	<3	3.22	<3	<3	<3	<3	<3	<3	<3	<3
	Cobalt	µg/L	0.5		3[#7]	3[#7]	<0.5	<0.5	<0.5	<0.5	<0.5	<0.5	<0.5	<0.5	<0.5	<0.5
	Copper	µg/L	0.3	2000[#1]	3.76[#8]	1(bio)[#9]	7.05	6.17	0.718	4.45 - 5.11	1.05 - 1.1	0.638 - 1.3	0.677 - 1.28	0.426 - 0.917	5.22	1.84
	Lead	µg/L	0.2	10[#1]	1.3[#4]	1.2(bio)[#9]	0.252	0.261	0.253	<0.2 - 0.278	<0.2	<0.2	<0.2 - 0.327	<0.2	<0.2	<0.2
	Mercury	µg/L	0.01	1[#1]	0.07(MAC)[#10]	0.07(MAC)[#10]	<0.01	<0.01	<0.01	<0.01	<0.01	<0.01	<0.01	<0.01	<0.01	<0.01
	Molybdenum	µg/L	3	70[#11]			<3	<3	<3	<3 - 7.6	<3	<3	<3 - 6.68	<3	<3	<3
	Nickel	µg/L	0.4	20[#1]	8.6[#4]	4(bio)[#9]	2.04	1.25	<0.4	0.791 - 1.29	<0.4	<0.4	<0.4	<0.4	1.09	0.511
	Selenium	µg/L	1	10[#1]			<1	<1	<1	<1	<1	<1	<1	<1	1.02	<1
	Vanadium	µg/L	1		100[#12]	20[#13]	2.45	1.58	<1	1.64 - 1.82	<1	<1	<1	<1	1.98	<1
	Zinc	µg/L	1	3000[#14]		10.9(bio)[#9]	2.08	1.72	<1	1.46 - 2.78	1.55 - 1.9	1.03 - 1.5	<1 - 2.75	1.01 - 1.49	1.66	1.6
Inorganics	Ammoniacal Nitrogen as N	mg/L	0.01		0.021[#2]	0.6[#15]	0.0246	<0.01	<0.01	0.0119 - 0.0139	0.0164 - 0.0788	<0.01 - 0.0113	<0.01 - 0.186	<0.01 - 0.0101	<0.01	<0.01
	Calcium	mg/L	0.2				80.1	53.2	24.7	25.1 - 52.6	15.4 - 35	17 - 33.3	13.7 - 33.2	15.5 - 26.9	44.2	47.3
	Chloride	mg/L	2	250[#1]		250[#3]	4.8	<2	<2	<2	<2	<2	<2	<2	<2	<2
	Cyanide (Free)	µg/L	2.5	50[#1]	1[#2]	1[#2]	<2.5	<2.5	<2.5	<2.5	<2.5	<2.5	<2.5	<2.5	<2.5	<2.5
	Cyanide Total	µg/L	5	50[#1]	1[#2]	1[#2]	<5	<5	<5	<5	<5	<5	<5	<5	<5	<5
	cyanides-complex	µg/L	5	50[#1]	1[#2]	1[#2]	<5	<5	<5	<5	<5	<5	<5	<5	<5	<5
	Fluoride	µg/L	500	1500[#1]	5000[#7]	1000[#16]	<500	1020	<500	790 - 1020	<500	<500	<500	<500	1040	1120
	Magnesium	mg/L	0.036				1.68	0.904	0.382	0.415 - 0.834	0.192 - 0.516	0.215 - 0.495	0.129 - 0.54	0.158 - 0.272	0.785	0.84
	Potassium	mg/L	0.2				5.04	0.874	<0.2	0.991 - 1.39	<0.2	<0.2	<0.2	<0.2	1.5	0.764
	Sodium	mg/L	0.076	200[#1]			2.55	1.99	2.76	1.23 - 2.2	1.25 - 2.49	1.4 - 2.65	1.83 - 5.89	1.87 - 3.25	2.62	2.83
	Sulphate	mg/L	2	250(SO4)[#17]		400[#3]	<2	<2	<2	<2	<2	<2	<2	<2	8.1	8.1
Phenolics	Xylenols	µg/L	0.5				<0.5	<0.5	<0.5	<0.5	<0.5	<0.5	<0.5	<0.5	<0.5	<0.5
	Cresol Total	µg/L	0.5				<0.5	<0.5	<0.5	<0.5	<0.5	<0.5	<0.5	<0.5	<0.5	<0.5
	Phenol	µg/L	0.5	5800[#18]	7.7[#2]	7.7[#2]	<0.5	<0.5	<0.5	<0.5	<0.5	<0.5	<0.5	<0.5	<0.5	<0.5
	Phenols Monohydric	µg/L	0.5				<0.5	<0.5	<0.5	<0.5	<0.5	<0.5	<0.5	<0.5	<0.5	<0.5
Other	Conductivity @ 20oC	µS/cm					-	-	-	-	-	-	-	-	-	-

Environmental Standards Comments
#1:Water Supply (Water Quality) Regulations 2016.
#2:Water Framework Directive (Standards and Classification) Directions (England and Wales) 2015.
#3:Operational Targets and EQS. EA, April 2018
#4:Water Framework Directive (Standards & Classification) Directions (England & Wales) 2015. Dissolved fraction.
#5:Water Framework Directive (Standards & Classification) Directions (England & Wales) 2015. Dissolved fraction. Lowest criteria presented (<40mg/l of CaCO3). See 'further assessment' if criteria exceeded and hardness (CaCO3) data available.
#6:Water Framework Directive (Standards and Classification) Directions (England and Wales) 2015. Dissolved Fraction. If hexavalent chromium (CrVI) data is available, a value of 4.7µg/l may be appropriate for the remaining trivalent chromium (CrIII).
#7:Operational Targets and EQS. EA, April 2018. Dissolved fraction.
#8:Water Framework Directive (Standards and Classification) Directions (England and Wales) 2015. Dissolved Fraction. If DOC >1mg/l then a higher criteria applies [3.76+(2.677x((DOC/2)-0.5))]
#9:Water Framework Directive (Standards & Classification) Directions (England & Wales) 2015. Dissolved & bioavailable (bio) fraction plus background. M-BAT tool to assess: http://wfduk.org/resources/rivers-lakes-metal-bioavailability-assessment-tool-m-bat
#10:Water Framework Directive (Standards and Classification) Directions (England and Wales) 2015. Dissolved Fraction. MAC adopted in absence of AA value.
#11:Guidelines for Drinking-water Quality, 4th Edition. WHO, 2011. Informal value.
#12:Operational Targets and EQS. EA, April 2018.
#13:Operational Targets and EQS. EA, April 2018. Lowest criteria presented (<200mg/l CaCO3). See 'further assessment' values if criteria exceeded and hardness (CaCO3) data available.
#14:Guidelines for Drinking-water Quality, 4th Edition. WHO, 2011. Based on taste rather than a formal guideline.
#15:Water Framework Directive (Standards and Classification) Directions (England and Wales) 2015. Indicator of 'good' status (90%ile) - Ammonia standard for lakes and rivers (total ammonia as nitrogen).
#16:Operational Targets and EQS. EA, April 2018. Dissolved fraction. Lowest criteria presented (<50 mg/l CaCO3). See 'further assessment' values if criteria exceeded and hardness (CaCO3) data available.
#17:Water Supply (Water Quality) Regulations 2016. As SO4.
#18:US EPA Regional Screening Levels, May 2019. https://www.epa.gov/risk/regional-screening-levels-rsls-generic-tables

Key

<0.6	Result MDL exceeds GAC
27.8	Result exceeds GAC
-	Determinand not tested for

Notes
Where a range is given a determinand has been analysed for by more than one method

						Location_Code	TP03001	TP03002A	TP03002A	TP03002A	TP03002A	TP03002A	TP03002	TP03003	TP03003	TP03003
						Sample_Depth_Range	0.85-0.9	0.05-0.1	0.35-0.4	1.6-1.7	2.5-2.6	3.4-3.5	0.1-0.3	0.05-0.1	0.35-0.4	0.95-1
						Sampled_Date_Time	31/10/2019	01/11/2019	01/11/2019	01/11/2019	01/11/2019	01/11/2019	12/09/2019	10/10/2019	10/10/2019	10/10/2019
				UK Drinking Water Standards (GAC)	UK Estuaries and coastal waters EQS (GAC)	UK Freshwater EQS (GAC)										
Chem_Group	**ChemName**	**output unit**	**EQL**													
Metals	Antimony	µg/L	1	5[#1]			<1	2.65	1.36	<1	<1	<1	2.54	1.79	<1	<1
	Arsenic	µg/L	0.5	10[#1]	25[#2]	50[#2]	<0.5	2.02	0.759	<0.5	0.613	<0.5	2.66	4.09	0.649	<0.5
	Boron	µg/L	10	1000[#1]	7000[#3]	2000[#3]	27.5	74.5	63.6	48	26.6	16.4	57.1	44.2	37.8	27.7
	Cadmium	µg/L	0.08	5[#1]	0.2[#4]	0.08[#5]	<0.08	<0.08	<0.08	<0.08	<0.08	<0.08	<0.08	<0.08	<0.08	<0.08
	Chromium (hexavalent)	µg/L	3		0.6[#4]	3.4[#4]	<3	8.96	6.66	<3	<3	<3	8.88	<3	<3	<3
	Chromium	µg/L	1	50[#1]	0.6[#4]	3.4[#6]	<1	8.49	5.58	<1	<1	<1	9.19	<1	<1	<1
	Chromium (Trivalent)	µg/L	3			4.7[#4]	<3	<3	<3	<3	<3	<3	<3	<3	<3	<3
	Cobalt	µg/L	0.5		3[#7]	3[#7]	<0.5	<0.5	<0.5	<0.5	<0.5	<0.5	<0.5	<0.5	<0.5	<0.5
	Copper	µg/L	0.3	2000[#1]	3.76[#8]	1(bio)[#9]	0.403	7.68	4.43	0.883	0.621	0.485	11.2	9.44	6.32	1.51
	Lead	µg/L	0.2	10[#1]	1.3[#4]	1.2(bio)[#9]	<0.2	<0.2	<0.2	<0.2	<0.2	<0.2	<0.2	<0.2	<0.2	<0.2
	Mercury	µg/L	0.01	1[#1]	0.07(MAC)[#10]	0.07(MAC)[#10]	<0.01	0.0109	<0.01	<0.01	<0.01	<0.01	0.0175	0.0114	<0.01	<0.01
	Molybdenum	µg/L	3	70[#11]			<3	<3	<3	<3	<3	<3	4.59	4.64	3.93	<3
	Nickel	µg/L	0.4	20[#1]	8.6[#4]	4(bio)[#9]	<0.4	1.37	0.695	<0.4	<0.4	<0.4	1.66	1.87	0.722	0.438
	Selenium	µg/L	1	10[#1]			<1	<1	<1	<1	<1	<1	1.4	<1	<1	<1
	Vanadium	µg/L	1		100[#12]	20[#13]	<1	2.61	<1	<1	<1	<1	2.76	3.77	<1	<1
	Zinc	µg/L	1	3000[#14]		10.9(bio)[#9]	1.1	<1	<1	<1	<1	<1	6.48	1.17	1.04	<1
Inorganics	Ammoniacal Nitrogen as N	mg/L	0.01		0.021[#2]	0.6[#15]	<0.01	<0.01	<0.01	<0.01	<0.01	<0.01	0.0154	0.0162	<0.01	<0.01
	Calcium	mg/L	0.2				40.8	46.7	48.1	40.7	38.1	30.7	69.7	52.3	35.4	30.9
	Chloride	mg/L	2	250[#1]		250[#3]	2.2	<2	<2	<2	<2	<2	3.8	5.7	<2	3.1
	Cyanide (Free)	µg/L	2.5	50[#1]	1[#2]	1[#2]	<2.5	<2.5	<2.5	<2.5	<2.5	<2.5	<2.5	<2.5	<2.5	<2.5
	Cyanide Total	µg/L	5	50[#1]	1[#2]	1[#2]	<5	<5	<5	<5	<5	<5	<5	<5	<5	<5
	cyanides-complex	µg/L	5	50[#1]	1[#2]	1[#2]	<5	<5	<5	<5	<5	<5	<5	<5	<5	<5
	Fluoride	µg/L	500	1500[#1]	5000[#7]	1000[#16]	<500	<500	645	<500	<500	<500	<500	615	1090	<500
	Magnesium	mg/L	0.036				0.649	2.07	2.41	0.954	0.789	0.813	2.91	0.766	0.486	0.525
	Potassium	mg/L	0.2				0.295	3.9	2.2	<0.2	<0.2	<0.2	6.73	3.01	0.429	0.254
	Sodium	mg/L	0.076	200[#1]			2.71	2.57	3.49	3.74	5.05	3.33	5.67	2.82	2.46	2.87
	Sulphate	mg/L	2	250(SO4)[#17]		400[#3]	13.1	11	12.8	14.2	8.3	9.3	18.4	10.5	<2	5.6
Phenolics	Xylenols	µg/L	0.5				<0.5	<0.5	<0.5	<0.5	<0.5	<0.5	<0.5	<0.5	<0.5	<0.5
	Cresol Total	µg/L	0.5				<0.5	<0.5	<0.5	<0.5	<0.5	<0.5	<4	<0.5	<0.5	<0.5
	Phenol	µg/L	0.5	5800[#18]	7.7[#2]	7.7[#2]	<0.5	<0.5	<0.5	<0.5	<0.5	<0.5	<1	<0.5	<3.5	<0.5
	Phenols Monohydric	µg/L	0.5				<0.5	<0.5	<0.5	<0.5	<0.5	<0.5	<5	<0.5	<3.5	<0.5
Other	Conductivity @ 20oC	µS/cm					-	-	-	-	-	-	-	-	-	-

Environmental Standards Comments
#1:Water Supply (Water Quality) Regulations 2016.
#2:Water Framework Directive (Standards and Classification) Directions (England and Wales) 2015.
#3:Operational Targets and EQS. EA, April 2018
#4:Water Framework Directive (Standards & Classification) Directions (England & Wales) 2015. Dissolved fraction.
#5:Water Framework Directive (Standards & Classification) Directions (England & Wales) 2015. Dissolved fraction. Lowest criteria presented (<40mg/l of CaCO3). See 'further assessment' if criteria exceeded and hardness (CaCO3) data available.
#6:Water Framework Directive (Standards and Classification) Directions (England and Wales) 2015. Dissolved Fraction. If hexavalent chromium (CrVI) data is available, a value of 4.7µg/l may be appropriate for the remaining trivalent chromium (CrIII).
#7:Operational Targets and EQS. EA, April 2018. Dissolved fraction.
#8:Water Framework Directive (Standards and Classification) Directions (England and Wales) 2015. Dissolved Fraction. If DOC >1mg/l then a higher criteria applies [3.76+(2.677x((DOC/2)-0.5))]
#9:Water Framework Directive (Standards & Classification) Directions (England & Wales) 2015. Dissolved & bioavailable (bio) fraction plus background. M-BAT tool to assess: http://wfduk.org/resources/rivers-lakes-metal-bioavailability-assessment-tool-m-bat
#10:Water Framework Directive (Standards and Classification) Directions (England and Wales) 2015. Dissolved Fraction. MAC adopted in absence of AA value.
#11:Guidelines for Drinking-water Quality, 4th Edition. WHO, 2011. Informal value.
#12:Operational Targets and EQS. EA, April 2018.
#13:Operational Targets and EQS. EA, April 2018. Lowest criteria presented (<200mg/l CaCO3). See 'further assessment' values if criteria exceeded and hardness (CaCO3) data available.
#14:Guidelines for Drinking-water Quality, 4th Edition. WHO, 2011. Based on taste rather than a formal guideline.
#15:Water Framework Directive (Standards and Classification) Directions (England and Wales) 2015. Indicator of 'good' status (90%ile) - Ammonia standard for lakes and rivers (total ammonia as nitrogen).
#16:Operational Targets and EQS. EA, April 2018. Dissolved fraction. Lowest criteria presented (<50 mg/l CaCO3). See 'further assessment' values if criteria exceeded and hardness (CaCO3) data available.
#17:Water Supply (Water Quality) Regulations 2016. As SO4.
#18:US EPA Regional Screening Levels, May 2019. https://www.epa.gov/risk/regional-screening-levels-rsls-generic-tables

Key

<0.6	Result MDL exceeds GAC
27.8	Result exceeds GAC
-	Determinand not tested for

Notes
Where a range is given a determinand has been analysed for by more than one method

						Location_Code	TP03004	TP03004	TP03004	TP03005	TP03005	TP03006A	TP03006A	TP03006A	TP03006A	TP03006	TP03007
						Sample_Depth_Range	0.05-0.1	0.35-0.4	0.65-0.7	0.05-0.15	2.1-2.2	0.05-0.1	0.4-0.5	2.8-2.9	3.55-3.65	0.1-0.3	0.05-0.15
						Sampled_Date_Time	29/10/2019	29/10/2019	29/10/2019	24/09/2019	24/09/2019	04/11/2019	04/11/2019	04/11/2019	04/11/2019	13/09/2019	26/09/2019
Chem_Group	**ChemName**	**output unit**	**EQL**	UK Drinking Water Standards (GAC)	UK Estuaries and coastal waters EQS (GAC)	UK Freshwater EQS (GAC)											
Metals	Antimony	µg/L	1	5[#1]			1.94	<1	<1	1.54	<1	4.38	<1	<1	<1	5.01	3.69
	Arsenic	µg/L	0.5	10[#1]	25[#2]	50[#2]	5.48	0.563	<0.5	1.39	<0.5	3.9	<0.5	<0.5	<0.5	2.53	7.48
	Boron	µg/L	10	1000[#1]	7000[#3]	2000[#3]	48.2	43.5	28.6	32.2	<10	56.5	39.7	36.9	17.3	64.4	81.4
	Cadmium	µg/L	0.08	5[#1]	0.2[#4]	0.08[#5]	<0.08	<0.08	<0.08	<0.08	<0.08	<0.08	<0.08	<0.08	<0.08	<0.08	<0.08
	Chromium (hexavalent)	µg/L	3		0.6[#4]	3.4[#4]	<3	<3	<3	<3	<3	5.18	<3	<3	<3	9.11	<3
	Chromium	µg/L	1	50[#1]	0.6[#4]	3.4[#6]	<1	<1	<1	1.2	<1	5.52	1.07	1.38	1.32	11.1	2.64
	Chromium (Trivalent)	µg/L	3			4.7[#4]	<3	<3	<3	<3	<3	<3	<3	<3	<3	<3	<3
	Cobalt	µg/L	0.5		3[#7]	3[#7]	<0.5	<0.5	<0.5	<0.5	<0.5	<0.5	<0.5	<0.5	<0.5	<0.5	<0.5
	Copper	µg/L	0.3	2000[#1]	3.76[#8]	1(bio)[#9]	7.53	2.93	1.29	9.69	1.73	13.4	1.62	1	<0.3	13.5	22.1
	Lead	µg/L	0.2	10[#1]	1.3[#4]	1.2(bio)[#9]	<0.2	<0.2	<0.2	<0.2	<0.2	<0.2	<0.2	<0.2	<0.2	0.284	0.201
	Mercury	µg/L	0.01	1[#1]	0.07(MAC)[#10]	0.07(MAC)[#10]	<0.01	<0.01	<0.01	<0.01	<0.01	0.0296	<0.01	<0.01	<0.01	0.0285	0.0186
	Molybdenum	µg/L	3	70[#11]			5.2	<3	<3	14.2	<3	5.72	4.3	<3	<3	10.5	5.17
	Nickel	µg/L	0.4	20[#1]	8.6[#4]	4(bio)[#9]	2.19	0.709	0.624	1.58	<0.4	1.85	0.494	<0.4	<0.4	2.06	3.28
	Selenium	µg/L	1	10[#1]			<1	<1	<1	<1	<1	<1	<1	<1	<1	1.2	<1
	Vanadium	µg/L	1		100[#12]	20[#13]	4.63	1.45	<1	2.04	<1	5.15	<1	<1	<1	3.38	4.31
	Zinc	µg/L	1	3000[#14]		10.9(bio)[#9]	1.56	<1	<1	2.65	1.05	<1	<1	<1	<1	6.84	6.23
Inorganics	Ammoniacal Nitrogen as N	mg/L	0.01		0.021[#2]	0.6[#15]	0.014	0.032	<0.01	0.0184	0.0144	0.0122	<0.01	0.0146	0.0269	0.0213	0.0248
	Calcium	mg/L	0.2				51.7	54.2	43.9	60	21.1	51.9	46.7	40	37	66.1	77.3
	Chloride	mg/L	2	250[#1]		250[#3]	2.8	2.9	7.9	6.7	<2	2.2	3.7	<2	<2	3.1	14.1
	Cyanide (Free)	µg/L	2.5	50[#1]	1[#2]	1[#2]	<2.5	<2.5	<2.5	<2.5	<2.5	<2.5	<2.5	<2.5	<2.5	<2.5	<2.5
	Cyanide Total	µg/L	5	50[#1]	1[#2]	1[#2]	<5	<5	<5	<5	<5	<5	<5	<5	<5	<5	<5
	cyanides-complex	µg/L	5	50[#1]	1[#2]	1[#2]	<5	<5	<5	<5	<5	<5	<5	<5	<5	<5	<5
	Fluoride	µg/L	500	1500[#1]	5000[#7]	1000[#16]	550	610	<500	597	<500	699	<500	<500	<500	1190	641
	Magnesium	mg/L	0.036				0.745	0.801	0.619	1.16	0.529	1.8	1.58	1.2	0.986	2.24	3.69
	Potassium	mg/L	0.2				5.44	4.22	1.11	3.72	0.207	2.05	0.319	<0.2	<0.2	0.668	9.59
	Sodium	mg/L	0.076	200[#1]			2.45	2.91	3.57	6.44	3.32	3.11	3.07	6.8	4.52	5.74	5.62
	Sulphate	mg/L	2	250(SO4)[#17]		400[#3]	9.1	6.7	17.9	4.8	4.3	10.4	8.4	7.9	7.9	10.3	22.6
Phenolics	Xylenols	µg/L	0.5				<0.5	<0.5	<0.5	<0.5	<0.5	<0.5	<0.5	<0.5	<0.5	<0.5	<0.5
	Cresol Total	µg/L	0.5				<0.5	<0.5	<0.5	<0.5	<0.5	<0.5	<0.5	<0.5	<0.5	<2	<0.5
	Phenol	µg/L	0.5	5800[#18]	7.7[#2]	7.7[#2]	<0.5	0.62	0.74	<1	<1	<0.5	<0.5	<0.5	0.7	<0.5	<1
	Phenols Monohydric	µg/L	0.5				<0.5	0.62	0.74	<1	<1	<0.5	<0.5	<0.5	0.7	<2	<0.5
Other	Conductivity @ 20oC	µS/cm					-	-	-	-	-	-	-	-	-	-	-

Environmental Standards Comments
#1:Water Supply (Water Quality) Regulations 2016.
#2:Water Framework Directive (Standards and Classification) Directions (England and Wales) 2015.
#3:Operational Targets and EQS. EA, April 2018
#4:Water Framework Directive (Standards & Classification) Directions (England & Wales) 2015. Dissolved fraction.
#5:Water Framework Directive (Standards & Classification) Directions (England & Wales) 2015. Dissolved fraction. Lowest criteria presented (<40mg/l of CaCO3). See 'further assessment' if criteria exceeded and hardness (CaCO3) data available.
#6:Water Framework Directive (Standards and Classification) Directions (England and Wales) 2015. Dissolved Fraction. If hexavalent chromium (CrVI) data is available, a value of 4.7µg/l may be appropriate for the remaining trivalent chromium (CrIII).
#7:Operational Targets and EQS. EA, April 2018. Dissolved fraction.
#8:Water Framework Directive (Standards and Classification) Directions (England and Wales) 2015. Dissolved Fraction. If DOC >1mg/l then a higher criteria applies [3.76+(2.677x((DOC/2)-0.5))]
#9:Water Framework Directive (Standards & Classification) Directions (England & Wales) 2015. Dissolved & bioavailable (bio) fraction plus background. M-BAT tool to assess: http://wfduk.org/resources/rivers-lakes-metal-bioavailability-assessment-tool-m-bat
#10:Water Framework Directive (Standards and Classification) Directions (England and Wales) 2015. Dissolved Fraction. MAC adopted in absence of AA value.
#11:Guidelines for Drinking-water Quality, 4th Edition. WHO, 2011. Informal value.
#12:Operational Targets and EQS. EA, April 2018.
#13:Operational Targets and EQS. EA, April 2018. Lowest criteria presented (<200mg/l CaCO3). See 'further assessment' values if criteria exceeded and hardness (CaCO3) data available.
#14:Guidelines for Drinking-water Quality, 4th Edition. WHO, 2011. Based on taste rather than a formal guideline.
#15:Water Framework Directive (Standards and Classification) Directions (England and Wales) 2015. Indicator of 'good' status (90%ile) - Ammonia standard for lakes and rivers (total ammonia as nitrogen).
#16:Operational Targets and EQS. EA, April 2018. Dissolved fraction. Lowest criteria presented (<50 mg/l CaCO3). See 'further assessment' values if criteria exceeded and hardness (CaCO3) data available.
#17:Water Supply (Water Quality) Regulations 2016. As SO4.
#18:US EPA Regional Screening Levels, May 2019. https://www.epa.gov/risk/regional-screening-levels-rsls-generic-tables

Key

<0.6	Result MDL exceeds GAC
27.8	Result exceeds GAC
-	Determinand not tested for

Notes
Where a range is given a determinand has been analysed for by more than one method

						Location_Code	TP03007	TP03007	TP03008	TP03008	TP03008	TP04001	TP04001	TP04002	TP04002	TP04002	TP04003
						Sample_Depth_Range	0.35-0.45	1.7-1.8	0.05-0.15	0.5-0.6	3.55-3.6	0.05-0.1	0.2-0.25	0.15-0.2	0.6-0.65	1.8-1.85	0.05-0.1
						Sampled_Date_Time	26/09/2019	26/09/2019	30/09/2019	30/09/2019	30/09/2019	07/10/2019	07/10/2019	02/10/2019	02/10/2019	02/10/2019	09/10/2019
Chem_Group	**ChemName**	**output unit**	**EQL**	UK Drinking Water Standards (GAC)	UK Estuaries and coastal waters EQS (GAC)	UK Freshwater EQS (GAC)											
Metals	Antimony	µg/L	1	5[#1]			<1	<1	3.51	1.51	<1	1.23	<1	4.03	-	<1	<1
	Arsenic	µg/L	0.5	10[#1]	25[#2]	50[#2]	<0.5	<0.5	0.855	<0.5	0.59	1.48	0.934	16.7	4.51	1.17	2.27
	Boron	µg/L	10	1000[#1]	7000[#3]	2000[#3]	67.8	136	64.5	56.9	23.7	159	190	408	495	43	215
	Cadmium	µg/L	0.08	5[#1]	0.2[#4]	0.08[#5]	<0.08	<0.08	<0.08	<0.08	<0.08	0.0805	<0.08	0.132	<0.08	<0.08	0.128
	Chromium (hexavalent)	µg/L	3		0.6[#4]	3.4[#4]	<3	<3	<6	<3	<3	<3	<3	<3	<3	<3	<3
	Chromium	µg/L	1	50[#1]	0.6[#4]	3.4[#6]	<1	<1	4.04	1.61	<1	<1	<1	1.4	2.89	<1	2
	Chromium (Trivalent)	µg/L	3			4.7[#4]	<3	<3	4.04	<3	<3	<3	<3	<3	<3	<3	<3
	Cobalt	µg/L	0.5		3[#7]	3[#7]	<0.5	<0.5	<0.5	<0.5	<0.5	<0.5	<0.5	0.951	0.79	<0.5	4.11
	Copper	µg/L	0.3	2000[#1]	3.76[#8]	1(bio)[#9]	4.98	3.1	6.97	3.67	1.45	8.26	6.65	55.9	27.7	4.86	16
	Lead	µg/L	0.2	10[#1]	1.3[#4]	1.2(bio)[#9]	<0.2	<0.2	0.51	0.215	<0.2	0.526	<0.2	0.806	0.419	<0.2	4.04
	Mercury	µg/L	0.01	1[#1]	0.07(MAC)[#10]	0.07(MAC)[#10]	<0.01	<0.01	<0.01	<0.01	<0.01	<0.01	0.225	0.0523	0.309	<0.01	0.0305
	Molybdenum	µg/L	3	70[#11]			4.32	<3	17.6	<3	<3	6.31	8	58.4	54	17.2	<3
	Nickel	µg/L	0.4	20[#1]	8.6[#4]	4(bio)[#9]	0.769	0.725	0.868	0.791	0.834	6.22	4.75	26.7	13.7	2.94	16.9
	Selenium	µg/L	1	10[#1]			<1	<1	1.14	<1	<1	<1	<1	3.69	1.7	2.2	<1
	Vanadium	µg/L	1		100[#12]	20[#13]	<1	<1	1.6	<1	<1	1.51	<1	37.1	5.75	<1	4.59
	Zinc	µg/L	1	3000[#14]		10.9(bio)[#9]	2.34	7.31	2.16	<1	1.74	5.95	1.34	122	60.8	3.09	10.7
Inorganics	Ammoniacal Nitrogen as N	mg/L	0.01		0.021[#2]	0.6[#15]	0.0114	0.0188	0.0111	<0.01	0.0127	0.0349	<0.01	0.0401	0.0157	0.706	0.037
	Calcium	mg/L	0.2				35	45.1	41.4	38.3	32.3	86.2	45.3	41.3	34.2	39.4	5
	Chloride	mg/L	2	250[#1]		250[#3]	<2	<2	3.1	2.1	<2	200	199	15.5	29.5	28.3	14.7
	Cyanide (Free)	µg/L	2.5	50[#1]	1[#2]	1[#2]	<2.5	<2.5	<2.5	<2.5	<2.5	<2.5	<2.5	<2.5	<2.5	<2.5	<2.5
	Cyanide Total	µg/L	5	50[#1]	1[#2]	1[#2]	<5	<5	<5	<5	<5	<5	<5	5.79	<5	<5	<5
	cyanides-complex	µg/L	5	50[#1]	1[#2]	1[#2]	<5	<5	<5	<5	<5	<5	<5	5.11	<5	<5	<5
	Fluoride	µg/L	500	1500[#1]	5000[#7]	1000[#16]	563	<500	867	761	<500	693	1340	<500	768	704	<500
	Magnesium	mg/L	0.036				2.48	1.95	1.69	2	4.67	22.1	13.6	3.6	3.04	5.39	1.82
	Potassium	mg/L	0.2				0.598	<0.2	0.972	0.465	<0.2	40.2	48.1	137	111	29.1	1.3
	Sodium	mg/L	0.076	200[#1]			4.23	7.07	3.31	3.63	8.08	127	134	32.1	33.9	31.1	19.8
	Sulphate	mg/L	2	250(SO4)[#17]		400[#3]	9.8	25.5	2.6	4.6	5.1	56.7	45.8	39.4	37.5	58.3	15.1
Phenolics	Xylenols	µg/L	0.5				<0.5	<0.5	<0.5	<0.5	<0.5	<0.5	<0.5	<0.5	<0.5	<0.5	<0.5
	Cresol Total	µg/L	0.5				<6	<0.5	<0.5	<0.5	<1	<0.5	<0.5	<0.5	<0.5	<4	<0.5
	Phenol	µg/L	0.5	5800[#18]	7.7[#2]	7.7[#2]	<1	<1	<2	<2.5	<1	<0.5	<0.5	<1	<1.5	<1.5	<0.5
	Phenols Monohydric	µg/L	0.5				<7	<1	<2	<2.5	<2	<0.5	<0.5	<1	<1.5	<5.5	<0.5
Other	Conductivity @ 20oC	µS/cm					-	-	-	-	-	-	-	-	-	-	-

Environmental Standards Comments
#1:Water Supply (Water Quality) Regulations 2016.
#2:Water Framework Directive (Standards and Classification) Directions (England and Wales) 2015.
#3:Operational Targets and EQS. EA, April 2018
#4:Water Framework Directive (Standards & Classification) Directions (England & Wales) 2015. Dissolved fraction.
#5:Water Framework Directive (Standards & Classification) Directions (England & Wales) 2015. Dissolved fraction. Lowest criteria presented (<40mg/l of CaCO3). See 'further assessment' if criteria exceeded and hardness (CaCO3) data available.
#6:Water Framework Directive (Standards and Classification) Directions (England and Wales) 2015. Dissolved Fraction. If hexavalent chromium (CrVI) data is available, a value of 4.7µg/l may be appropriate for the remaining trivalent chromium (CrIII).
#7:Operational Targets and EQS. EA, April 2018. Dissolved fraction.
#8:Water Framework Directive (Standards and Classification) Directions (England and Wales) 2015. Dissolved Fraction. If DOC >1mg/l then a higher criteria applies [3.76+(2.677x((DOC/2)-0.5))]
#9:Water Framework Directive (Standards & Classification) Directions (England & Wales) 2015. Dissolved & bioavailable (bio) fraction plus background. M-BAT tool to assess: http://wfduk.org/resources/rivers-lakes-metal-bioavailability-assessment-tool-m-bat
#10:Water Framework Directive (Standards and Classification) Directions (England and Wales) 2015. Dissolved Fraction. MAC adopted in absence of AA value.
#11:Guidelines for Drinking-water Quality, 4th Edition. WHO, 2011. Informal value.
#12:Operational Targets and EQS. EA, April 2018.
#13:Operational Targets and EQS. EA, April 2018. Lowest criteria presented (<200mg/l CaCO3). See 'further assessment' values if criteria exceeded and hardness (CaCO3) data available.
#14:Guidelines for Drinking-water Quality, 4th Edition. WHO, 2011. Based on taste rather than a formal guideline.
#15:Water Framework Directive (Standards and Classification) Directions (England and Wales) 2015. Indicator of 'good' status (90%ile) - Ammonia standard for lakes and rivers (total ammonia as nitrogen).
#16:Operational Targets and EQS. EA, April 2018. Dissolved fraction. Lowest criteria presented (<50 mg/l CaCO3). See 'further assessment' values if criteria exceeded and hardness (CaCO3) data available.
#17:Water Supply (Water Quality) Regulations 2016. As SO4.
#18:US EPA Regional Screening Levels, May 2019. https://www.epa.gov/risk/regional-screening-levels-rsls-generic-tables

Key

<0.6	Result MDL exceeds GAC
27.8	Result exceeds GAC
-	Determinand not tested for

Notes
Where a range is given a determinand has been analysed for by more than one method

						Location_Code	TP04003	TP04003	TP04004	TP04004	TP04004	TP04004	TP04004	WS01005	WS01005	WS01005	WS01005
						Sample_Depth_Range	0.2-0.25	2-2.05	0.05-0.1	0.1-0.15	0.4-0.45	1.75-1.8	2.3-2.35	0.05-0.15	0.15-0.3	0.3-0.4	1.8-2
						Sampled_Date_Time	09/10/2019	09/10/2019	03/10/2019	03/10/2019	03/10/2019	03/10/2019	03/10/2019	09/10/2019	09/10/2019	09/10/2019	09/10/2019
				UK Drinking Water Standards (GAC)	UK Estuaries and coastal waters EQS (GAC)	UK Freshwater EQS (GAC)											
Chem_Group	**ChemName**	**output unit**	**EQL**														
Metals	Antimony	µg/L	1	5[#1]			<1	<1	1.26	<1	<1	<1	<1	2.88	1.61	5.24	<1
	Arsenic	µg/L	0.5	10[#1]	25[#2]	50[#2]	1.51	3.81	4.28	0.863	1.18	2.47	0.687	6.66	1.13	5.55	<0.5
	Boron	µg/L	10	1000[#1]	7000[#3]	2000[#3]	1000	166	347	437	611	1360	93.3	42.8	74.1	28	14.9
	Cadmium	µg/L	0.08	5[#1]	0.2[#4]	0.08[#5]	<0.08	<0.08	0.17	<0.08	<0.08	<0.08	<0.08	<0.08	<0.08	<0.08	<0.08
	Chromium (hexavalent)	µg/L	3		0.6[#4]	3.4[#4]	<3	<3	<3	<3	<3	<3	<3	<3	9.81	12.8	12.1
	Chromium	µg/L	1	50[#1]	0.6[#4]	3.4[#6]	<1	<1	<1	<1	<1	<1	<1	1.91	8.4	12.9	<1
	Chromium (Trivalent)	µg/L	3			4.7[#4]	<3	<3	<3	<3	<3	<3	<3	<3	<3	<3	<3
	Cobalt	µg/L	0.5		3[#7]	3[#7]	0.541	<0.5	1.05	<0.5	<0.5	8.95	<0.5	<0.5	0.566	0.856	<0.5
	Copper	µg/L	0.3	2000[#1]	3.76[#8]	1(bio)[#9]	2.07	1.14	16.3	2.82	3.94	0.434	1.43	8.77	2.68	40.6	0.74
	Lead	µg/L	0.2	10[#1]	1.3[#4]	1.2(bio)[#9]	0.77	<0.2	0.425	<0.2	<0.2	<0.2	<0.2	<0.2	<0.2	<0.2	<0.2
	Mercury	µg/L	0.01	1[#1]	0.07(MAC)[#10]	0.07(MAC)[#10]	0.0402	<0.01	0.0119	<0.01	0.059	0.0194	<0.01	<0.01	<0.01	0.019	<0.01
	Molybdenum	µg/L	3	70[#11]			<3	6.39	<3	4.08	17.7	<3	<3	5.28	4.87	9.95	<3
	Nickel	µg/L	0.4	20[#1]	8.6[#4]	4(bio)[#9]	12.1	2.37	9.62	2.17	2.63	10.5	2.45	1.49	0.592	3.86	<0.4
	Selenium	µg/L	1	10[#1]			<1	1.52	<1	<1	1.14	<1	<1	<1	<1	1.68	<1
	Vanadium	µg/L	1		100[#12]	20[#13]	2.11	3.5	9.6	<1	<1	<1	<1	8.7	1.13	94.6	<1
	Zinc	µg/L	1	3000[#14]		10.9(bio)[#9]	162	<1	19.9	<1	<1	54.3	<1	<1	<1	1.43	<1
Inorganics	Ammoniacal Nitrogen as N	mg/L	0.01		0.021[#2]	0.6[#15]	0.012	0.0152	3.47	0.0188	0.0207	4.32	1.04	0.053	0.0112	0.224	<0.01
	Calcium	mg/L	0.2				14.6	3.15	139	273	241	12.6	33.3	35.6	77.2	60.7	34.6
	Chloride	mg/L	2	250[#1]		250[#3]	69.1	8.9	131	109	191	49.8	13.4	<2	11.9	8.1	18.3
	Cyanide (Free)	µg/L	2.5	50[#1]	1[#2]	1[#2]	<2.5	<2.5	<2.5	<2.5	<2.5	<2.5	<2.5	<2.5	<2.5	<2.5	<2.5
	Cyanide Total	µg/L	5	50[#1]	1[#2]	1[#2]	<5	<5	<5	<5	<5	<5	<5	<5	<5	<5	<5
	cyanides-complex	µg/L	5	50[#1]	1[#2]	1[#2]	<5	<5	<5	<5	<5	<5	<5	<5	<5	<5	<5
	Fluoride	µg/L	500	1500[#1]	5000[#7]	1000[#16]	613	1410	<500	832	1240	<500	609	682	932	<500	<500
	Magnesium	mg/L	0.036				9.35	0.611	20.8	61.1	56.9	7.28	6.1	2.89	0.422	0.463	0.812
	Potassium	mg/L	0.2				4.26	12.4	99.4	50.1	57.3	53.8	50	7.02	0.895	19.3	<0.2
	Sodium	mg/L	0.076	200[#1]			74.5	53.3	31.2	75.6	101	23.8	13.7	5.63	28.7	19.6	8.45
	Sulphate	mg/L	2	250(SO4)[#17]		400[#3]	79.7	21.3	81.8	925	638	104	21.6	15.7	190	106	13.9
Phenolics	Xylenols	µg/L	0.5				<0.5	<0.5	<0.5	<0.5	<0.5	<0.5	<0.5	<0.5	<0.5	1.35	<0.5
	Cresol Total	µg/L	0.5				<0.5	<0.5	<0.5	<0.5	<0.5	<0.5	<0.5	<0.5	0.53	0.6	<0.5
	Phenol	µg/L	0.5	5800[#18]	7.7[#2]	7.7[#2]	<0.5	<0.5	<2	<1	<2.5	<2.5	<1	<2.5	3.32	2.21	<0.5
	Phenols Monohydric	µg/L	0.5				<0.5	<0.5	<2	<1	<2.5	<2.5	<1	<2.5	3.85	4.16	<0.5
Other	Conductivity @ 20oC	µS/cm					-	-	-	-	-	-	-	-	-	-	-

Environmental Standards Comments
#1:Water Supply (Water Quality) Regulations 2016.
#2:Water Framework Directive (Standards and Classification) Directions (England and Wales) 2015.
#3:Operational Targets and EQS. EA, April 2018
#4:Water Framework Directive (Standards & Classification) Directions (England & Wales) 2015. Dissolved fraction.
#5:Water Framework Directive (Standards & Classification) Directions (England & Wales) 2015. Dissolved fraction. Lowest criteria presented (<40mg/l of CaCO3). See 'further assessment' if criteria exceeded and hardness (CaCO3) data available.
#6:Water Framework Directive (Standards and Classification) Directions (England and Wales) 2015. Dissolved Fraction. If hexavalent chromium (CrVI) data is available, a value of 4.7µg/l may be appropriate for the remaining trivalent chromium (CrIII).
#7:Operational Targets and EQS. EA, April 2018. Dissolved fraction.
#8:Water Framework Directive (Standards and Classification) Directions (England and Wales) 2015. Dissolved Fraction. If DOC >1mg/l then a higher criteria applies [3.76+(2.677x((DOC/2)-0.5))]
#9:Water Framework Directive (Standards & Classification) Directions (England & Wales) 2015. Dissolved & bioavailable (bio) fraction plus background. M-BAT tool to assess: http://wfduk.org/resources/rivers-lakes-metal-bioavailability-assessment-tool-m-bat
#10:Water Framework Directive (Standards and Classification) Directions (England and Wales) 2015. Dissolved Fraction. MAC adopted in absence of AA value.
#11:Guidelines for Drinking-water Quality, 4th Edition. WHO, 2011. Informal value.
#12:Operational Targets and EQS. EA, April 2018.
#13:Operational Targets and EQS. EA, April 2018. Lowest criteria presented (<200mg/l CaCO3). See 'further assessment' values if criteria exceeded and hardness (CaCO3) data available.
#14:Guidelines for Drinking-water Quality, 4th Edition. WHO, 2011. Based on taste rather than a formal guideline.
#15:Water Framework Directive (Standards and Classification) Directions (England and Wales) 2015. Indicator of 'good' status (90%ile) - Ammonia standard for lakes and rivers (total ammonia as nitrogen).
#16:Operational Targets and EQS. EA, April 2018. Dissolved fraction. Lowest criteria presented (<50 mg/l CaCO3). See 'further assessment' values if criteria exceeded and hardness (CaCO3) data available.
#17:Water Supply (Water Quality) Regulations 2016. As SO4.
#18:US EPA Regional Screening Levels, May 2019. https://www.epa.gov/risk/regional-screening-levels-rsls-generic-tables

Key

<0.6	Result MDL exceeds GAC
27.8	Result exceeds GAC
-	Determinand not tested for

Notes
Where a range is given a determinand has been analysed for by more than one method

						Location_Code	WS01007	WS01014	WS01014	WS01014	WS01015	WS01016	WS01017	WS01018	WS01018	WS01018
						Sample_Depth_Range	0.05-0.15	0.15-0.15	0.3-0.4	1.8-2	0.05-0.05	0.05-0.05	0.05-0.15	0.05-0.15	0.4-0.6	1.1-1.2
						Sampled_Date_Time	23/08/2019	10/10/2019	10/10/2019	10/10/2019	28/08/2019	28/08/2019	30/08/2019	05/11/2019	05/11/2019	05/11/2019
				UK Drinking Water Standards (GAC)	UK Estuaries and coastal waters EQS (GAC)	UK Freshwater EQS (GAC)										
Chem_Group	**ChemName**	**output unit**	**EQL**													
Metals	Antimony	µg/L	1	5[#1]			1.27	16	<1	<6	1.24	1.78	1.3	<1	<1	<1
	Arsenic	µg/L	0.5	10[#1]	25[#2]	50[#2]	3.21	1.08	0.529	<3	1.04	2.75	0.944	<0.5	<0.5	0.586
	Boron	µg/L	10	1000[#1]	7000[#3]	2000[#3]	28.8	39.4	96.3	<60	31.5	41	47.2	14.8	26	333
	Cadmium	µg/L	0.08	5[#1]	0.2[#4]	0.08[#5]	<0.08	<0.08	<0.08	<0.48	<0.08	<0.08	<0.08	<0.08	<0.08	<0.08
	Chromium (hexavalent)	µg/L	3		0.6[#4]	3.4[#4]	<3	<3	<3	<3	<3	<3	<3	<3	<3	<3
	Chromium	µg/L	1	50[#1]	0.6[#4]	3.4[#6]	<1	<1	<1	<6	<1	1.08	<1	3.28	<1	1.12
	Chromium (Trivalent)	µg/L	3			4.7[#4]	<3	<3	<3	<3	<3	<3	<3	3.28	<3	<3
	Cobalt	µg/L	0.5		3[#7]	3[#7]	<0.5	<0.5	<0.5	<3	<0.5	<0.5	0.681	<0.5	<0.5	<0.5
	Copper	µg/L	0.3	2000[#1]	3.76[#8]	1(bio)[#9]	17	15.6	1.92	<1.8	6.75	9.79	11.4	4.47	0.925	2.19
	Lead	µg/L	0.2	10[#1]	1.3[#4]	1.2(bio)[#9]	1.11	0.447	<0.2	<1.2	<0.2	0.299	1.31	0.731	0.495	0.335
	Mercury	µg/L	0.01	1[#1]	0.07(MAC)[#10]	0.07(MAC)[#10]	0.0208	0.0143	<0.01	<0.01	0.012	0.0112	0.0212	<0.01	<0.01	0.116
	Molybdenum	µg/L	3	70[#11]			<3	<3	5.51	<18	<3	9.91	<3	<3	3.36	<3
	Nickel	µg/L	0.4	20[#1]	8.6[#4]	4(bio)[#9]	4.38	2.39	0.636	<2.4	2.32	2.77	3.41	3.05	0.418	1.03
	Selenium	µg/L	1	10[#1]			<1	<1	<1	<6	<1	1.11	<1	<1	<1	<1
	Vanadium	µg/L	1		100[#12]	20[#13]	2.14	1.15	<1	<6	1.7	2.98	1.41	<1	<1	1.62
	Zinc	µg/L	1	3000[#14]		10.9(bio)[#9]	2.05	<1	<1	<6	2.03	1.98	7.95	1.75	<1	6.45
Inorganics	Ammoniacal Nitrogen as N	mg/L	0.01		0.021[#2]	0.6[#15]	0.0262	0.0379	<0.01	0.0105	0.01	0.0306	0.0233	0.0201	0.013	0.0247
	Calcium	mg/L	0.2				4.48	65.4	35.2	19.2	40.6	61.1	92.5	1.88	0.959	1.58
	Chloride	mg/L	2	250[#1]		250[#3]	3.1	3.3	<2	<2	2.9	6.8	6.3	2	<2	5
	Cyanide (Free)	µg/L	2.5	50[#1]	1[#2]	1[#2]	<2.5	<2.5	<2.5	<2.5	<2.5	<2.5	<2.5	<2.5	<2.5	<2.5
	Cyanide Total	µg/L	5	50[#1]	1[#2]	1[#2]	<5	<5	<5	<5	<5	<5	<5	<5	<5	<5
	cyanides-complex	µg/L	5	50[#1]	1[#2]	1[#2]	<5	<5	<5	<5	<5	<5	<5	<5	<5	<5
	Fluoride	µg/L	500	1500[#1]	5000[#7]	1000[#16]	780	764	<500	<500	982	1110	<500	<500	<500	<500
	Magnesium	mg/L	0.036				0.142	1.05	0.57	0.332	0.769	0.976	1.74	0.101	0.593	0.831
	Potassium	mg/L	0.2				0.541	0.289	<0.2	<1.2	0.307	0.7	3.49	0.509	0.809	2.06
	Sodium	mg/L	0.076	200[#1]			5.24	4.25	3.74	2.2	4.64	5.57	4.79	2.4	1.47	6.08
	Sulphate	mg/L	2	250(SO4)[#17]		400[#3]	<2	2.5	<2	<2	<2	7.9	3.2	<2	<2	<2
Phenolics	Xylenols	µg/L	0.5				<0.5	<0.5	<0.5	<0.5	<0.5	<0.5	<0.5	<0.5	<0.5	<0.5
	Cresol Total	µg/L	0.5				<0.5	<0.5	<0.5	<0.5	<2	<0.5	<1	<0.5	<0.5	<0.5
	Phenol	µg/L	0.5	5800[#18]	7.7[#2]	7.7[#2]	<0.5	<1.5	<3.5	<0.5	<1	<1	<0.5	1.69	<0.5	1.06
	Phenols Monohydric	µg/L	0.5				<0.5	<1.5	<3.5	<0.5	<3	<1	<1	1.69	<0.5	1.06
Other	Conductivity @ 20oC	µS/cm					-	-	-	-	-	-	-	-	-	-

Environmental Standards Comments
#1:Water Supply (Water Quality) Regulations 2016.
#2:Water Framework Directive (Standards and Classification) Directions (England and Wales) 2015.
#3:Operational Targets and EQS. EA, April 2018
#4:Water Framework Directive (Standards & Classification) Directions (England & Wales) 2015. Dissolved fraction.
#5:Water Framework Directive (Standards & Classification) Directions (England & Wales) 2015. Dissolved fraction. Lowest criteria presented (<40mg/l of CaCO3). See 'further assessment' if criteria exceeded and hardness (CaCO3) data available.
#6:Water Framework Directive (Standards and Classification) Directions (England and Wales) 2015. Dissolved Fraction. If hexavalent chromium (CrVI) data is available, a value of 4.7µg/l may be appropriate for the remaining trivalent chromium (CrIII).
#7:Operational Targets and EQS. EA, April 2018. Dissolved fraction.
#8:Water Framework Directive (Standards and Classification) Directions (England and Wales) 2015. Dissolved Fraction. If DOC >1mg/l then a higher criteria applies [3.76+(2.677x((DOC/2)-0.5))]
#9:Water Framework Directive (Standards & Classification) Directions (England & Wales) 2015. Dissolved & bioavailable (bio) fraction plus background. M-BAT tool to assess: http://wfduk.org/resources/rivers-lakes-metal-bioavailability-assessment-tool-m-bat
#10:Water Framework Directive (Standards and Classification) Directions (England and Wales) 2015. Dissolved Fraction. MAC adopted in absence of AA value.
#11:Guidelines for Drinking-water Quality, 4th Edition. WHO, 2011. Informal value.
#12:Operational Targets and EQS. EA, April 2018.
#13:Operational Targets and EQS. EA, April 2018. Lowest criteria presented (<200mg/l CaCO3). See 'further assessment' values if criteria exceeded and hardness (CaCO3) data available.
#14:Guidelines for Drinking-water Quality, 4th Edition. WHO, 2011. Based on taste rather than a formal guideline.
#15:Water Framework Directive (Standards and Classification) Directions (England and Wales) 2015. Indicator of 'good' status (90%ile) - Ammonia standard for lakes and rivers (total ammonia as nitrogen).
#16:Operational Targets and EQS. EA, April 2018. Dissolved fraction. Lowest criteria presented (<50 mg/l CaCO3). See 'further assessment' values if criteria exceeded and hardness (CaCO3) data available.
#17:Water Supply (Water Quality) Regulations 2016. As SO4.
#18:US EPA Regional Screening Levels, May 2019. https://www.epa.gov/risk/regional-screening-levels-rsls-generic-tables

Key

<0.6	Result MDL exceeds GAC
27.8	Result exceeds GAC
-	Determinand not tested for

Notes
Where a range is given a determinand has been analysed for by more than one method

						Location_Code	WS01018	WS02001	WS02001	WS02001	WS02001	WS02002	WS02002	WS02002	WS02002	WS02002
						Sample_Depth_Range	1.7-1.9	0.05-0.05	0.15-0.15	0.95-0.95	1.5-1.7	0.05-0.05	0.2-0.2	0.55-0.55	1.2-1.4	2-2.1
						Sampled_Date_Time	05/11/2019	30/04/2020	30/04/2020	30/04/2020	14/05/2020	29/04/2020	29/04/2020	29/04/2020	13/05/2020	13/05/2020
				UK Drinking Water Standards (GAC)	UK Estuaries and coastal waters EQS (GAC)	UK Freshwater EQS (GAC)										
Chem_Group	**ChemName**	**output unit**	**EQL**													
Metals	Antimony	µg/L	1	5[#1]			<1	<1	1.3 - 2.22	1.03 - 2.29	<1	<1	2.92	4.02	<1	<1
	Arsenic	µg/L	0.5	10[#1]	25[#2]	50[#2]	<0.5	<3 - 2.07	1.69 - 2.01	<0.5 - 0.795	<0.5	5.2	1.84	1.32	<0.5	0.735
	Boron	µg/L	10	1000[#1]	7000[#3]	2000[#3]	20.8	<60 - 29.9	13.9 - 29.7	15.3 - 53.4	26.4	36.6	30.4	79.6	118	46.5
	Cadmium	µg/L	0.08	5[#1]	0.2[#4]	0.08[#5]	<0.08	<0.08	<0.08	<0.08	<0.08	<0.08	<0.08	<0.08	<0.08	<0.08
	Chromium (hexavalent)	µg/L	3		0.6[#4]	3.4[#4]	<3	<3	<3 - 6.05	<3 - 3.72	<3	<3	<3	<3	<3	<3
	Chromium	µg/L	1	50[#1]	0.6[#4]	3.4[#6]	<1	<1	1.3 - 4.04	<1 - 2.17	<1	<1	<1	1.8	2.4	<1
	Chromium (Trivalent)	µg/L	3			4.7[#4]	<3	<3	<3	<3	<3	<3	<3	<3	<3	<3
	Cobalt	µg/L	0.5		3[#7]	3[#7]	<0.5	<0.5	<0.5	<0.5	<0.5	<0.5	<0.5	<0.5	1.55	<0.5
	Copper	µg/L	0.3	2000[#1]	3.76[#8]	1(bio)[#9]	0.729	2.97 - 5.64	7.16 - 15.6	1.43 - 2.73	2.9	7.65	11.1	9.22	4.45	1.55
	Lead	µg/L	0.2	10[#1]	1.3[#4]	1.2(bio)[#9]	<0.2	<0.2	<0.2 - 0.368	<0.2	<0.2	<0.2	<0.2	<0.2	<0.2	<0.2
	Mercury	µg/L	0.01	1[#1]	0.07(MAC)[#10]	0.07(MAC)[#10]	<0.01	<0.01	<0.01	<0.01	<0.01	0.013	<0.01	<0.01	<0.01	<0.01
	Molybdenum	µg/L	3	70[#11]			<3	<3	8.45 - 9.63	<3 - 4.96	3.8	<3	8.54	14.8	9.26	<3
	Nickel	µg/L	0.4	20[#1]	8.6[#4]	4(bio)[#9]	0.448	<2.4 - 1.63	0.632 - 0.698	<0.4 - 0.634	0.477	4.05	1.58	1.08	1.98	<0.4
	Selenium	µg/L	1	10[#1]			<1	<1	<1	<1	<1	<1	<1	1.36	2.57	1.71
	Vanadium	µg/L	1		100[#12]	20[#13]	<1	<6 - 2.1	1.36 - 2.35	<1 - 1.4	<1	5.46	2.63	<1	1.8	<1
	Zinc	µg/L	1	3000[#14]		10.9(bio)[#9]	<1	<1	<1 - 1.67	<1 - 2.32	1.62	3.25	<1	1.33	11	1.93
Inorganics	Ammoniacal Nitrogen as N	mg/L	0.01		0.021[#2]	0.6[#15]	0.0174	<0.01 - 0.0168	0.0121 - 0.653	<0.01 - 0.0112	0.0147	0.0447	<0.01	<0.01	0.0314	0.0334
	Calcium	mg/L	0.2				26.2	23 - 61	20.3 - 49.2	10.9 - 25.6	15.5	81.3	75.8	46.3	39.4	30.6
	Chloride	mg/L	2	250[#1]		250[#3]	<2	<2	<2	<2	<2	2.3	<2	<2	<2	2.9
	Cyanide (Free)	µg/L	2.5	50[#1]	1[#2]	1[#2]	<2.5	<2.5	<2.5	<2.5	<2.5	<2.5	<2.5	<2.5	<2.5	<2.5
	Cyanide Total	µg/L	5	50[#1]	1[#2]	1[#2]	<5	<5	<5	<5	<5	<5	<5	<5	<5	<5
	cyanides-complex	µg/L	5	50[#1]	1[#2]	1[#2]	<5	<5	<5	<5	<5	<5	<5	<5	<5	<5
	Fluoride	µg/L	500	1500[#1]	5000[#7]	1000[#16]	<500	<500 - 553	1240 - 1620	<500 - 1300	779	<500	939	530	<500	<500
	Magnesium	mg/L	0.036				0.774	0.32 - 1.01	0.28 - 0.663	0.219 - 0.675	0.636	2.41	1.51	1.97	1.69	1.21
	Potassium	mg/L	0.2				2.14	4.16 - 8.01	1 - 1.82	1.74 - 4.02	1.85	8.34	5.26	4.16	10.1	11.8
	Sodium	mg/L	0.076	200[#1]			2.03	1.39 - 2.19	1.28 - 2.5	0.864 - 2.28	2.05	4.28	3.37	3.75	7.18	10.7
	Sulphate	mg/L	2	250(SO4)[#17]		400[#3]	<2	<2 - 4.5	<2 - 13.9	<2 - 19.9	11.8	<2	12.7	9.1	12.5	16.9
Phenolics	Xylenols	µg/L	0.5				<0.5	<0.5	<0.5	<0.5	<0.5	<0.5	<0.5	<0.5	<0.5	<0.5
	Cresol Total	µg/L	0.5				<0.5	<0.5	<0.5	<0.5	<0.5	<0.5	<0.5	<0.5	<0.5	<0.5
	Phenol	µg/L	0.5	5800[#18]	7.7[#2]	7.7[#2]	0.92	<0.5	<0.5	<0.5	<0.5	<0.5	<0.5	<0.5	<0.5	<0.5
	Phenols Monohydric	µg/L	0.5				0.92	<0.5	<0.5	<0.5	<0.5	<0.5	<0.5	<0.5	<0.5	<0.5
Other	Conductivity @ 20oC	µS/cm					-	-	-	-	-	-	-	-	-	-

Environmental Standards Comments
#1:Water Supply (Water Quality) Regulations 2016.
#2:Water Framework Directive (Standards and Classification) Directions (England and Wales) 2015.
#3:Operational Targets and EQS. EA, April 2018
#4:Water Framework Directive (Standards & Classification) Directions (England & Wales) 2015. Dissolved fraction.
#5:Water Framework Directive (Standards & Classification) Directions (England & Wales) 2015. Dissolved fraction. Lowest criteria presented (<40mg/l of CaCO3). See 'further assessment' if criteria exceeded and hardness (CaCO3) data available.
#6:Water Framework Directive (Standards and Classification) Directions (England and Wales) 2015. Dissolved Fraction. If hexavalent chromium (CrVI) data is available, a value of 4.7µg/l may be appropriate for the remaining trivalent chromium (CrIII).
#7:Operational Targets and EQS. EA, April 2018. Dissolved fraction.
#8:Water Framework Directive (Standards and Classification) Directions (England and Wales) 2015. Dissolved Fraction. If DOC >1mg/l then a higher criteria applies [3.76+(2.677x((DOC/2)-0.5))]
#9:Water Framework Directive (Standards & Classification) Directions (England & Wales) 2015. Dissolved & bioavailable (bio) fraction plus background. M-BAT tool to assess: http://wfduk.org/resources/rivers-lakes-metal-bioavailability-assessment-tool-m-bat
#10:Water Framework Directive (Standards and Classification) Directions (England and Wales) 2015. Dissolved Fraction. MAC adopted in absence of AA value.
#11:Guidelines for Drinking-water Quality, 4th Edition. WHO, 2011. Informal value.
#12:Operational Targets and EQS. EA, April 2018.
#13:Operational Targets and EQS. EA, April 2018. Lowest criteria presented (<200mg/l CaCO3). See 'further assessment' values if criteria exceeded and hardness (CaCO3) data available.
#14:Guidelines for Drinking-water Quality, 4th Edition. WHO, 2011. Based on taste rather than a formal guideline.
#15:Water Framework Directive (Standards and Classification) Directions (England and Wales) 2015. Indicator of 'good' status (90%ile) - Ammonia standard for lakes and rivers (total ammonia as nitrogen).
#16:Operational Targets and EQS. EA, April 2018. Dissolved fraction. Lowest criteria presented (<50 mg/l CaCO3). See 'further assessment' values if criteria exceeded and hardness (CaCO3) data available.
#17:Water Supply (Water Quality) Regulations 2016. As SO4.
#18:US EPA Regional Screening Levels, May 2019. https://www.epa.gov/risk/regional-screening-levels-rsls-generic-tables

Key

<0.6	Result MDL exceeds GAC
27.8	Result exceeds GAC
-	Determinand not tested for

Notes
Where a range is given a determinand has been analysed for by more than one method

						Location_Code	WS02002	WS02003	WS02003	WS02004A	WS02004A	WS02004A	WS02004	WS02004	WS02005	WS02005
						Sample_Depth_Range	2.2-2.55	0.05-0.1	1-1.2	0.05-0.1	0.15-0.35	0.35-0.5	0.05-0.2	0.3-0.5	0.05-0.1	0.25-0.4
						Sampled_Date_Time	13/05/2020	25/02/2020	25/02/2020	27/02/2020	27/02/2020	27/02/2020	27/02/2020	27/02/2020	23/03/2020	23/03/2020
				UK Drinking Water Standards (GAC)	UK Estuaries and coastal waters EQS (GAC)	UK Freshwater EQS (GAC)										
Chem_Group	**ChemName**	**output unit**	**EQL**													
Metals	Antimony	µg/L	1	5[#1]			<1	<1	<1	<1	<1	<1	<1	<1	4.85	3.92
	Arsenic	µg/L	0.5	10[#1]	25[#2]	50[#2]	<0.5	0.7	<0.5	0.869	<0.5	<0.5	0.535	<0.5	3.11	0.962
	Boron	µg/L	10	1000[#1]	7000[#3]	2000[#3]	11.7	26.1	14.6	27.6	32.5	13.2	19.7	46.5	28.9	113
	Cadmium	µg/L	0.08	5[#1]	0.2[#4]	0.08[#5]	<0.08	<0.08	<0.08	<0.08	<0.08	<0.08	<0.08	<0.08	<0.08	<0.08
	Chromium (hexavalent)	µg/L	3		0.6[#4]	3.4[#4]	<3	<3	<3	<3	<3	<3	<3	<3	10.1	<3
	Chromium	µg/L	1	50[#1]	0.6[#4]	3.4[#6]	<1	<1	<1	<1	<1	<1	<1	<1	10.5	1.37
	Chromium (Trivalent)	µg/L	3			4.7[#4]	<3	<3	<3	<3	<3	<3	<3	<3	<3	<3
	Cobalt	µg/L	0.5		3[#7]	3[#7]	<0.5	<0.5	<0.5	<0.5	<0.5	<0.5	<0.5	<0.5	<0.5	<0.5
	Copper	µg/L	0.3	2000[#1]	3.76[#8]	1(bio)[#9]	0.962	3.26	0.915	3.04	2.07	1.38	2.51	1.86	10.8	10.2
	Lead	µg/L	0.2	10[#1]	1.3[#4]	1.2(bio)[#9]	<0.2	<0.2	<0.2	<0.2	<0.2	<0.2	<0.2	<0.2	0.32	0.389
	Mercury	µg/L	0.01	1[#1]	0.07(MAC)[#10]	0.07(MAC)[#10]	<0.01	<0.01	<0.01	<0.01	<0.01	<0.01	<0.01	<0.01	0.016	<0.01
	Molybdenum	µg/L	3	70[#11]			<3	3.46	<3	3.07	<3	<3	<3	<3	3.41	4.98
	Nickel	µg/L	0.4	20[#1]	8.6[#4]	4(bio)[#9]	<0.4	0.671	<0.4	0.907	0.806	0.715	1.24	0.884	2.39	1.27
	Selenium	µg/L	1	10[#1]			1.7	<1	<1	<1	<1	<1	<1	<1	<1	1.04
	Vanadium	µg/L	1		100[#12]	20[#13]	<1	<1	<1	1.2	<1	<1	<1	<1	1.13	<1
	Zinc	µg/L	1	3000[#14]		10.9(bio)[#9]	1.74	2.98	1.43	1.35	1.04	1.9	5.21	1.45	<1	20.4
Inorganics	Ammoniacal Nitrogen as N	mg/L	0.01		0.021[#2]	0.6[#15]	0.0187	0.0166	0.0156	0.013	<0.01	0.0113	0.0153	<0.01	<0.01	0.0215
	Calcium	mg/L	0.2				14.4	57.3	22.8	66.3	48.8	27.2	58.6	37.7	72.4	74.5
	Chloride	mg/L	2	250[#1]		250[#3]	<2	2.5	<2	2.5	<2	<2	<2	<2	2.2	2.7
	Cyanide (Free)	µg/L	2.5	50[#1]	1[#2]	1[#2]	<2.5	<2.5	<2.5	<2.5	<2.5	<2.5	<2.5	<2.5	<2.5	<2.5
	Cyanide Total	µg/L	5	50[#1]	1[#2]	1[#2]	<5	<5	<5	<5	<5	<5	<5	<5	<5	<5
	cyanides-complex	µg/L	5	50[#1]	1[#2]	1[#2]	<5	<5	<5	<5	<5	<5	<5	<5	<5	<5
	Fluoride	µg/L	500	1500[#1]	5000[#7]	1000[#16]	<500	953	<500	<500	1070	797	1030	758	736	1310
	Magnesium	mg/L	0.036				0.51	0.856	0.474	1.08	0.579	0.309	0.854	0.697	2.29	2.87
	Potassium	mg/L	0.2				3.32	1.22	0.212	1.19	0.706	0.613	0.859	0.49	17.6	2.05
	Sodium	mg/L	0.076	200[#1]			5.11	4.38	2.49	2.8	2.59	2.03	3.58	3.08	3.21	6.27
	Sulphate	mg/L	2	250(SO4)[#17]		400[#3]	14	<2	<2	<2	<2	<2	<2	<2	<2	9.8
Phenolics	Xylenols	µg/L	0.5				<0.5	<0.5	<0.5	<0.5	<0.5	<0.5	<0.5	<0.5	<0.5	<0.5
	Cresol Total	µg/L	0.5				<0.5	<0.5	<0.5	<0.5	<0.5	<0.5	<0.5	<0.5	<0.5	<0.5
	Phenol	µg/L	0.5	5800[#18]	7.7[#2]	7.7[#2]	<0.5	<0.5	<0.5	<0.5	<0.5	<0.5	<0.5	<0.5	<0.5	1.09
	Phenols Monohydric	µg/L	0.5				<0.5	<0.5	<0.5	<0.5	<0.5	<0.5	<0.5	<0.5	<0.5	1.09
Other	Conductivity @ 20oC	µS/cm					-	-	-	-	-	-	-	-	-	-

Environmental Standards Comments
#1:Water Supply (Water Quality) Regulations 2016.
#2:Water Framework Directive (Standards and Classification) Directions (England and Wales) 2015.
#3:Operational Targets and EQS. EA, April 2018
#4:Water Framework Directive (Standards & Classification) Directions (England & Wales) 2015. Dissolved fraction.
#5:Water Framework Directive (Standards & Classification) Directions (England & Wales) 2015. Dissolved fraction. Lowest criteria presented (<40mg/l of CaCO3). See 'further assessment' if criteria exceeded and hardness (CaCO3) data available.
#6:Water Framework Directive (Standards and Classification) Directions (England and Wales) 2015. Dissolved Fraction. If hexavalent chromium (CrVI) data is available, a value of 4.7µg/l may be appropriate for the remaining trivalent chromium (CrIII).
#7:Operational Targets and EQS. EA, April 2018. Dissolved fraction.
#8:Water Framework Directive (Standards and Classification) Directions (England and Wales) 2015. Dissolved Fraction. If DOC >1mg/l then a higher criteria applies [3.76+(2.677x((DOC/2)-0.5))]
#9:Water Framework Directive (Standards & Classification) Directions (England & Wales) 2015. Dissolved & bioavailable (bio) fraction plus background. M-BAT tool to assess: http://wfduk.org/resources/rivers-lakes-metal-bioavailability-assessment-tool-m-bat
#10:Water Framework Directive (Standards and Classification) Directions (England and Wales) 2015. Dissolved Fraction. MAC adopted in absence of AA value.
#11:Guidelines for Drinking-water Quality, 4th Edition. WHO, 2011. Informal value.
#12:Operational Targets and EQS. EA, April 2018.
#13:Operational Targets and EQS. EA, April 2018. Lowest criteria presented (<200mg/l CaCO3). See 'further assessment' values if criteria exceeded and hardness (CaCO3) data available.
#14:Guidelines for Drinking-water Quality, 4th Edition. WHO, 2011. Based on taste rather than a formal guideline.
#15:Water Framework Directive (Standards and Classification) Directions (England and Wales) 2015. Indicator of 'good' status (90%ile) - Ammonia standard for lakes and rivers (total ammonia as nitrogen).
#16:Operational Targets and EQS. EA, April 2018. Dissolved fraction. Lowest criteria presented (<50 mg/l CaCO3). See 'further assessment' values if criteria exceeded and hardness (CaCO3) data available.
#17:Water Supply (Water Quality) Regulations 2016. As SO4.
#18:US EPA Regional Screening Levels, May 2019. https://www.epa.gov/risk/regional-screening-levels-rsls-generic-tables

Key

<0.6	Result MDL exceeds GAC
27.8	Result exceeds GAC
-	Determinand not tested for

Notes
Where a range is given a determinand has been analysed for by more than one method

						Location_Code	WS02005	WS02005	WS02005	WS02005	WS02005	WS02005	WS02006	WS02006	WS02006	WS02007
						Sample_Depth_Range	0.8-0.9	1-1.2	1.45-1.6	1.6-1.8	2.2-2.4	2.7-2.9	0.05-0.05	0.2-0.2	1.3-1.5	0.1-0.1
						Sampled_Date_Time	23/03/2020	23/03/2020	24/03/2020	24/03/2020	24/03/2020	24/03/2020	05/05/2020	05/05/2020	13/05/2020	27/04/2020
				UK Drinking Water Standards (GAC)	UK Estuaries and coastal waters EQS (GAC)	UK Freshwater EQS (GAC)										
Chem_Group	**ChemName**	**output unit**	**EQL**													
Metals	Antimony	µg/L	1	5[#1]			8.35	7.63	9.21	<1	<1	<1	2.91	3.46	1.85	<1 - 1.08
	Arsenic	µg/L	0.5	10[#1]	25[#2]	50[#2]	1.3	3.28	10.6	0.601	<0.5	<0.5	2.87	1.14	<0.5	1.7 - 1.82
	Boron	µg/L	10	1000[#1]	7000[#3]	2000[#3]	228	198	358	84.6	54.9	54.3	29.7	25.4	<10	10 - 32.8
	Cadmium	µg/L	0.08	5[#1]	0.2[#4]	0.08[#5]	<0.08	<0.08	<0.08	<0.08	<0.08	<0.08	<0.08	<0.08	0.395	<0.08
	Chromium (hexavalent)	µg/L	3		0.6[#4]	3.4[#4]	4.71	<3	<3	<3	<3	<3	<3	<3	<3	<3
	Chromium	µg/L	1	50[#1]	0.6[#4]	3.4[#6]	3.26	2.96	<1	<1	<1	<1	<1	<1	<1	<1
	Chromium (Trivalent)	µg/L	3			4.7[#4]	<3	<3	<3	<3	<3	<3	<3	<3	<3	<3
	Cobalt	µg/L	0.5		3[#7]	3[#7]	<0.5	0.864	3.38	<0.5	<0.5	<0.5	<0.5	<0.5	<0.5	<0.5
	Copper	µg/L	0.3	2000[#1]	3.76[#8]	1(bio)[#9]	9.64	12.1	6.75	1.35	0.578	0.741	4.14	2.69	1.86	4.43 - 7.55
	Lead	µg/L	0.2	10[#1]	1.3[#4]	1.2(bio)[#9]	0.416	0.841	0.242	<0.2	0.25	<0.2	0.292	0.272	4.24	<0.2
	Mercury	µg/L	0.01	1[#1]	0.07(MAC)[#10]	0.07(MAC)[#10]	0.0104	<0.01	<0.01	<0.01	<0.01	<0.01	<0.01	<0.01	<0.01	<0.01 - 0.0215
	Molybdenum	µg/L	3	70[#11]			21.2	47.2	35.4	<3	<3	<3	3.68	<3	3.83	<3
	Nickel	µg/L	0.4	20[#1]	8.6[#4]	4(bio)[#9]	1.89	3.28	12.5	1.24	<0.4	<0.4	1.6	1	0.617	1.61 - 2.86
	Selenium	µg/L	1	10[#1]			1.84	2.12	1.8	<1	<1	2.45	<1	<1	<1	<1
	Vanadium	µg/L	1		100[#12]	20[#13]	<1	1.49	3.56	<1	<1	<1	2.98	1.88	<1	1.61 - 2.27
	Zinc	µg/L	1	3000[#14]		10.9(bio)[#9]	14.6	14.1	2.21	2.11	<1	<1	1.15	<1	2	<1 - 1.13
Inorganics	Ammoniacal Nitrogen as N	mg/L	0.01		0.021[#2]	0.6[#15]	<0.01	<0.01	0.534	<0.01	<0.01	<0.01	0.0176	<0.01	0.0221	<0.01 - 0.0195
	Calcium	mg/L	0.2				88.9	62.8	135	90	66.2	36.7	82.2	55.3	11.6	26 - 70.7
	Chloride	mg/L	2	250[#1]		250[#3]	3.8	4.3	4.5	3.2	2.1	3.4	3	<2	<2	<2 - 2
	Cyanide (Free)	µg/L	2.5	50[#1]	1[#2]	1[#2]	<2.5	<2.5	<2.5	<2.5	<2.5	<2.5	<2.5	<2.5	<2.5	<2.5
	Cyanide Total	µg/L	5	50[#1]	1[#2]	1[#2]	<5	<5	7.37	<5	<5	<5	<5	<5	<5	<5
	cyanides-complex	µg/L	5	50[#1]	1[#2]	1[#2]	<5	<5	7.37	<5	<5	<5	<5	<5	<5	<5
	Fluoride	µg/L	500	1500[#1]	5000[#7]	1000[#16]	981	1330	1670	<500	<500	<500	<500	907	674	536 - 579
	Magnesium	mg/L	0.036				4.61	3	8.32	5.4	1.77	2.26	1.74	0.837	0.239	0.486 - 1.42
	Potassium	mg/L	0.2				7.85	7.04	15.8	0.739	<0.2	1.73	10	1.88	1.12	1.64 - 3.03
	Sodium	mg/L	0.076	200[#1]			7.08	8.81	13.6	15.4	12.5	4.28	3.04	2.79	2.7	1.37 - 2.91
	Sulphate	mg/L	2	250(SO4)[#17]		400[#3]	82.8	56.8	202	148	78.3	61.8	<2	<2	<2	<2
Phenolics	Xylenols	µg/L	0.5				<0.5	<0.5	<0.5	<0.5	<0.5	<0.5	<0.5	<0.5	<0.5	<0.5
	Cresol Total	µg/L	0.5				0.57	0.91	<0.5	<0.5	<0.5	<0.5	<0.5	2.91	<0.5	<0.5
	Phenol	µg/L	0.5	5800[#18]	7.7[#2]	7.7[#2]	1.12	1.02	<0.5	<0.5	<0.5	<0.5	<0.5	<0.5	<0.5	<0.5
	Phenols Monohydric	µg/L	0.5				1.69	1.93	<0.5	<0.5	<0.5	<0.5	<0.5	2.91	<0.5	<0.5
Other	Conductivity @ 20oC	µS/cm					-	-	-	-	-	-	-	-	-	-

Environmental Standards Comments
#1:Water Supply (Water Quality) Regulations 2016.
#2:Water Framework Directive (Standards and Classification) Directions (England and Wales) 2015.
#3:Operational Targets and EQS. EA, April 2018
#4:Water Framework Directive (Standards & Classification) Directions (England & Wales) 2015. Dissolved fraction.
#5:Water Framework Directive (Standards & Classification) Directions (England & Wales) 2015. Dissolved fraction. Lowest criteria presented (<40mg/l of CaCO3). See 'further assessment' if criteria exceeded and hardness (CaCO3) data available.
#6:Water Framework Directive (Standards and Classification) Directions (England and Wales) 2015. Dissolved Fraction. If hexavalent chromium (CrVI) data is available, a value of 4.7µg/l may be appropriate for the remaining trivalent chromium (CrIII).
#7:Operational Targets and EQS. EA, April 2018. Dissolved fraction.
#8:Water Framework Directive (Standards and Classification) Directions (England and Wales) 2015. Dissolved Fraction. If DOC >1mg/l then a higher criteria applies [3.76+(2.677x((DOC/2)-0.5))]
#9:Water Framework Directive (Standards & Classification) Directions (England & Wales) 2015. Dissolved & bioavailable (bio) fraction plus background. M-BAT tool to assess: http://wfduk.org/resources/rivers-lakes-metal-bioavailability-assessment-tool-m-bat
#10:Water Framework Directive (Standards and Classification) Directions (England and Wales) 2015. Dissolved Fraction. MAC adopted in absence of AA value.
#11:Guidelines for Drinking-water Quality, 4th Edition. WHO, 2011. Informal value.
#12:Operational Targets and EQS. EA, April 2018.
#13:Operational Targets and EQS. EA, April 2018. Lowest criteria presented (<200mg/l CaCO3). See 'further assessment' values if criteria exceeded and hardness (CaCO3) data available.
#14:Guidelines for Drinking-water Quality, 4th Edition. WHO, 2011. Based on taste rather than a formal guideline.
#15:Water Framework Directive (Standards and Classification) Directions (England and Wales) 2015. Indicator of 'good' status (90%ile) - Ammonia standard for lakes and rivers (total ammonia as nitrogen).
#16:Operational Targets and EQS. EA, April 2018. Dissolved fraction. Lowest criteria presented (<50 mg/l CaCO3). See 'further assessment' values if criteria exceeded and hardness (CaCO3) data available.
#17:Water Supply (Water Quality) Regulations 2016. As SO4.
#18:US EPA Regional Screening Levels, May 2019. https://www.epa.gov/risk/regional-screening-levels-rsls-generic-tables

Key

<0.6	Result MDL exceeds GAC
27.8	Result exceeds GAC
-	Determinand not tested for

Notes
Where a range is given a determinand has been analysed for by more than one method

						Location_Code	WS02007	WS02007	WS02007	WS02007	WS02008A	WS02008B	WS02008B	WS02008B	WS02008	WS02008
						Sample_Depth_Range	0.2-0.2	0.7-0.7	1-1	1.5-1.73	0.05-0.15	0.5-0.6	0.6-0.8	1.1-1.3	0.05-0.15	1-1.1
						Sampled_Date_Time	27/04/2020	27/04/2020	27/04/2020	28/04/2020	16/10/2019	06/11/2019	06/11/2019	06/11/2019	11/10/2019	11/10/2019
				UK Drinking Water Standards (GAC)	UK Estuaries and coastal waters EQS (GAC)	UK Freshwater EQS (GAC)										
Chem_Group	**ChemName**	**output unit**	**EQL**													
Metals	Antimony	µg/L	1	5[#1]			10.1 - 19	<1	<1	<1	21.6	12.9	11.6	15.1	16.1	6.58
	Arsenic	µg/L	0.5	10[#1]	25[#2]	50[#2]	3.66 - 4.98	<0.5	<0.5	<0.5	8.74	4.33	4.92	7.58	8.13	29.4
	Boron	µg/L	10	1000[#1]	7000[#3]	2000[#3]	11.7 - 44.5	20 - 75.9	16.5 - 51.9	<10 - 23.4	153	190	81.7	161	163	35.2
	Cadmium	µg/L	0.08	5[#1]	0.2[#4]	0.08[#5]	<0.08	<0.08	<0.08	<0.08	0.122	0.334	<0.08	0.157	0.137	<0.08
	Chromium (hexavalent)	µg/L	3		0.6[#4]	3.4[#4]	<3 - 17.1	<3	<3	<3	<3	<3	12.2	13.2	<3	50
	Chromium	µg/L	1	50[#1]	0.6[#4]	3.4[#6]	1.88 - 13	<1	<1	<1	<1	2.41	12.1	14	<1	49.6
	Chromium (Trivalent)	µg/L	3			4.7[#4]	<3	<3	<3	<3	<3	<3	<3	<3	<3	<3
	Cobalt	µg/L	0.5		3[#7]	3[#7]	<0.5	<0.5	<0.5	<0.5	<0.5	<0.5	<0.5	<0.5	<0.5	<0.5
	Copper	µg/L	0.3	2000[#1]	3.76[#8]	1(bio)[#9]	9.25 - 15.2	0.637 - 1.51	0.795 - 1.15	0.43 - 1.81	42.8	18.6	11.9	14.6	60.6	66.4
	Lead	µg/L	0.2	10[#1]	1.3[#4]	1.2(bio)[#9]	0.236 - 0.937	<0.2	<0.2	<0.2	1.15	0.299	0.299	1.83	<0.2	0.24
	Mercury	µg/L	0.01	1[#1]	0.07(MAC)[#10]	0.07(MAC)[#10]	<0.01 - 0.0141	<0.01	<0.01	<0.01	0.0588	0.012	<0.01	<0.01	0.028	0.0132
	Molybdenum	µg/L	3	70[#11]			<3 - 11	<3	<3	<3	16.6	13.9	23.6	25.1	9.54	38.1
	Nickel	µg/L	0.4	20[#1]	8.6[#4]	4(bio)[#9]	0.698 - 1.75	<0.4	<0.4	<0.4 - 0.434	28.4	3.73	1.75	2.8	3.38	3.22
	Selenium	µg/L	1	10[#1]			<1 - 1.03	<1	<1	<1	2.23	1.02	1.7	1.02	1.18	2.11
	Vanadium	µg/L	1		100[#12]	20[#13]	2.88 - 4.58	<1	<1	<1	8.88	4.69	6.52	9.96	8.75	21.4
	Zinc	µg/L	1	3000[#14]		10.9(bio)[#9]	<1 - 1.78	<1	<1	<1 - 1.26	63.1	71.9	3.15	73.4	7.65	<1
Inorganics	Ammoniacal Nitrogen as N	mg/L	0.01		0.021[#2]	0.6[#15]	0.0106 - 0.0121	<0.01 - 0.0132	<0.01	<0.01 - 0.0137	0.0797	0.0156	0.0394	0.274	0.0798	0.309
	Calcium	mg/L	0.2				20.8 - 61.8	15.4 - 41.2	13.7 - 30	7.11 - 15.9	48.1	503	98.4	148	81.5	595
	Chloride	mg/L	2	250[#1]		250[#3]	<2	<2	<2 - 2	<2	4.4	3.4	7.4	10.8	2.5	4.8
	Cyanide (Free)	µg/L	2.5	50[#1]	1[#2]	1[#2]	<2.5	<2.5	<2.5	<2.5	<2.5	<2.5	<2.5	<2.5	<2.5	<2.5
	Cyanide Total	µg/L	5	50[#1]	1[#2]	1[#2]	<5 - 7.68	<5	<5	<5	<5	<5	<5	<5	<5	<5
	cyanides-complex	µg/L	5	50[#1]	1[#2]	1[#2]	<5 - 7.68	<5	<5	<5	<5	<5	<5	<5	<5	<5
	Fluoride	µg/L	500	1500[#1]	5000[#7]	1000[#16]	707 - 1180	<500 - 725	<500	<500	800	<500	1290	1280	<500	2830
	Magnesium	mg/L	0.036				0.396 - 1.36	0.672 - 2.1	0.537 - 1.39	0.224 - 0.754	2.77	15	3.11	4.31	4.13	1.5
	Potassium	mg/L	0.2				1.2 - 2.78	<0.2 - 0.434	0.214 - 0.359	<0.2 - 0.244	67.1	103	45.1	52.1	84.4	31.3
	Sodium	mg/L	0.076	200[#1]			1.42 - 3.68	1.58 - 4.51	1.35 - 3.5	0.944 - 2.53	2.43	3.87	3.2	5.33	3.17	3.86
	Sulphate	mg/L	2	250(SO4)[#17]		400[#3]	<2 - 18.3	<2 - 10.6	<2 - 7	<2 - 5	32.6	1310	187	265	20.6	1560
Phenolics	Xylenols	µg/L	0.5				<0.5	<0.5	<0.5	<0.5	<0.5	<0.5	<0.5	<0.5	<0.5	<0.5
	Cresol Total	µg/L	0.5				<0.5	<0.5	<0.5	<0.5	<0.5	<0.5	<0.5	<0.5	<0.5	<0.5
	Phenol	µg/L	0.5	5800[#18]	7.7[#2]	7.7[#2]	<0.5	<0.5	<0.5	<0.5	<0.5	<0.5	<0.5	<0.5	<0.5	<0.5
	Phenols Monohydric	µg/L	0.5				<0.5	<0.5	<0.5	<0.5	<0.5	<0.5	<0.5	<0.5	<0.5	<0.5
Other	Conductivity @ 20oC	µS/cm					-	-	-	-	-	-	-	-	-	-

Environmental Standards Comments
#1:Water Supply (Water Quality) Regulations 2016.
#2:Water Framework Directive (Standards and Classification) Directions (England and Wales) 2015.
#3:Operational Targets and EQS. EA, April 2018
#4:Water Framework Directive (Standards & Classification) Directions (England & Wales) 2015. Dissolved fraction.
#5:Water Framework Directive (Standards & Classification) Directions (England & Wales) 2015. Dissolved fraction. Lowest criteria presented (<40mg/l of CaCO3). See 'further assessment' if criteria exceeded and hardness (CaCO3) data available.
#6:Water Framework Directive (Standards and Classification) Directions (England and Wales) 2015. Dissolved Fraction. If hexavalent chromium (CrVI) data is available, a value of 4.7µg/l may be appropriate for the remaining trivalent chromium (CrIII).
#7:Operational Targets and EQS. EA, April 2018. Dissolved fraction.
#8:Water Framework Directive (Standards and Classification) Directions (England and Wales) 2015. Dissolved Fraction. If DOC >1mg/l then a higher criteria applies [3.76+(2.677x((DOC/2)-0.5))]
#9:Water Framework Directive (Standards & Classification) Directions (England & Wales) 2015. Dissolved & bioavailable (bio) fraction plus background. M-BAT tool to assess: http://wfduk.org/resources/rivers-lakes-metal-bioavailability-assessment-tool-m-bat
#10:Water Framework Directive (Standards and Classification) Directions (England and Wales) 2015. Dissolved Fraction. MAC adopted in absence of AA value.
#11:Guidelines for Drinking-water Quality, 4th Edition. WHO, 2011. Informal value.
#12:Operational Targets and EQS. EA, April 2018.
#13:Operational Targets and EQS. EA, April 2018. Lowest criteria presented (<200mg/l CaCO3). See 'further assessment' values if criteria exceeded and hardness (CaCO3) data available.
#14:Guidelines for Drinking-water Quality, 4th Edition. WHO, 2011. Based on taste rather than a formal guideline.
#15:Water Framework Directive (Standards and Classification) Directions (England and Wales) 2015. Indicator of 'good' status (90%ile) - Ammonia standard for lakes and rivers (total ammonia as nitrogen).
#16:Operational Targets and EQS. EA, April 2018. Dissolved fraction. Lowest criteria presented (<50 mg/l CaCO3). See 'further assessment' values if criteria exceeded and hardness (CaCO3) data available.
#17:Water Supply (Water Quality) Regulations 2016. As SO4.
#18:US EPA Regional Screening Levels, May 2019. https://www.epa.gov/risk/regional-screening-levels-rsls-generic-tables

Key

<0.6	Result MDL exceeds GAC
27.8	Result exceeds GAC
-	Determinand not tested for

Notes
Where a range is given a determinand has been analysed for by more than one method

						Location_Code	WS02008	WS02307	WS02307	WS02307	WS02307	WS02307	WS02307	WS02308	WS02308	WS02308
						Sample_Depth_Range	2-2.2	0.1-0.1	0.2-0.2	0.5-0.5	1.4-1.6	3.3-3.55	4.1-4.4	0.05-0.05	0.5-0.5	1.25-1.6
						Sampled_Date_Time	11/10/2019	28/04/2020	28/04/2020	28/04/2020	29/04/2020	29/04/2020	29/04/2020	01/05/2020	01/05/2020	06/05/2020
				UK Drinking Water Standards (GAC)	UK Estuaries and coastal waters EQS (GAC)	UK Freshwater EQS (GAC)										
Chem_Group	**ChemName**	**output unit**	**EQL**													
Metals	Antimony	µg/L	1	5[#1]			<1	<1 - 1.16	<1	<1	<1	<1	<1	1.72	<1	<1
	Arsenic	µg/L	0.5	10[#1]	25[#2]	50[#2]	1.22	0.537 - 0.607	<0.5	<0.5	<0.5	<0.5	<0.5	0.524	<0.5	<0.5
	Boron	µg/L	10	1000[#1]	7000[#3]	2000[#3]	27.9	14.5 - 43.5	24.1 - 79.7	24.7 - 65.7	25.1 - 68.4	<10 - 18.8	<10	31.1	11	13.8
	Cadmium	µg/L	0.08	5[#1]	0.2[#4]	0.08[#5]	<0.08	<0.08	<0.08	<0.08	<0.08	<0.08	<0.08	<0.08	<0.08	<0.08
	Chromium (hexavalent)	µg/L	3		0.6[#4]	3.4[#4]	<3	<3 - 3.3	<3	<3	<3	<3 - 3.59	<3	<3	<3	<3
	Chromium	µg/L	1	50[#1]	0.6[#4]	3.4[#6]	<1	<1 - 2.72	<1 - 1.23	<1	<1 - 1.7	<1	<1	1.09	<1	<1
	Chromium (Trivalent)	µg/L	3			4.7[#4]	<3	<3	<3	<3	<3	<3	<3	<3	<3	<3
	Cobalt	µg/L	0.5		3[#7]	3[#7]	<0.5	<0.5	<0.5	<0.5	<0.5	<0.5	<0.5	<0.5	<0.5	<0.5
	Copper	µg/L	0.3	2000[#1]	3.76[#8]	1(bio)[#9]	1.05	2.08 - 3.89	0.671 - 2.1	1.21 - 1.82	0.653 - 0.888	0.327 - 0.762	0.349 - 0.51	2.9	1.57	1.61
	Lead	µg/L	0.2	10[#1]	1.3[#4]	1.2(bio)[#9]	<0.2	<0.2 - 0.24	<0.2 - 0.202	<0.2	<0.2	<0.2 - 0.253	<0.2 - 1.11	<0.2	<0.2	<0.2
	Mercury	µg/L	0.01	1[#1]	0.07(MAC)[#10]	0.07(MAC)[#10]	<0.01	<0.01	<0.01	<0.01	<0.01	<0.01	<0.01	<0.01	<0.01	<0.01
	Molybdenum	µg/L	3	70[#11]			3.12	<3	<3	<3	<3	<3 - 7.23	<3	<3	<3	<3
	Nickel	µg/L	0.4	20[#1]	8.6[#4]	4(bio)[#9]	<0.4	0.453 - 0.994	<0.4	<0.4	<0.4	<0.4	<0.4	0.516	<0.4	<0.4
	Selenium	µg/L	1	10[#1]			<1	<1	<1	<1	<1	<1	<1	<1	<1	<1
	Vanadium	µg/L	1		100[#12]	20[#13]	2.78	<1 - 1.07	<1	<1	<1	<1	<1	1.08	<1	<1
	Zinc	µg/L	1	3000[#14]		10.9(bio)[#9]	<1	<1	<1 - 1.23	<1 - 4.21	<1 - 1.64	<1 - 2.65	<1 - 1.08	1.1	<1	<1
Inorganics	Ammoniacal Nitrogen as N	mg/L	0.01		0.021[#2]	0.6[#15]	<0.01	0.0181 - 0.0253	<0.01 - 0.0109	<0.01	0.0104 - 0.014	0.0121 - 0.0147	<0.01	<0.01	<0.01	<0.01
	Calcium	mg/L	0.2				37.9	19.3 - 52.5	16.1 - 44.2	16.1 - 33.3	19.9 - 47	14.9 - 30	9.08 - 21.8	51.8	25.6	12.2
	Chloride	mg/L	2	250[#1]		250[#3]	<2	<2	<2	<2	<2	<2	<2	<2	<2	<2
	Cyanide (Free)	µg/L	2.5	50[#1]	1[#2]	1[#2]	<2.5	<2.5	<2.5	<2.5	<2.5	<2.5	<2.5	<2.5	<2.5	<2.5
	Cyanide Total	µg/L	5	50[#1]	1[#2]	1[#2]	<5	<5	<5	<5	<5	<5	<5	<5	<5	<5
	cyanides-complex	µg/L	5	50[#1]	1[#2]	1[#2]	<5	<5	<5	<5	<5	<5	<5	<5	<5	<5
	Fluoride	µg/L	500	1500[#1]	5000[#7]	1000[#16]	8500	871 - 963	<500 - 777	<500	<500	<500	<500	516	<500	<500
	Magnesium	mg/L	0.036				1.61	0.232 - 0.684	0.182 - 0.636	0.21 - 0.526	0.286 - 0.771	0.197 - 0.554	0.329 - 0.85	0.583	0.3	0.186
	Potassium	mg/L	0.2				1.05	0.539 - 1.16	<0.2	<0.2	<0.2	<0.2	<0.2	1.45	1.11	<0.2
	Sodium	mg/L	0.076	200[#1]			5.08	1.15 - 2.6	1.45 - 3.86	1.45 - 2.92	1.74 - 3.68	1.68 - 3.88	1.06 - 3.02	2.19	2.05	2.11
	Sulphate	mg/L	2	250(SO4)[#17]		400[#3]	4.5	<2	<2	<2 - 2	<2	<2	<2 - 2.9	<2	<2	<2
Phenolics	Xylenols	µg/L	0.5				<0.5	<0.5	<0.5	<0.5	<0.5	<0.5	<0.5	<0.5	<0.5	<0.5
	Cresol Total	µg/L	0.5				<0.5	<0.5	<0.5	<0.5	<0.5	<0.5	<0.5	<0.5	<0.5	<0.5
	Phenol	µg/L	0.5	5800[#18]	7.7[#2]	7.7[#2]	<0.5	<0.5	<0.5	<0.5	<0.5	<0.5	<0.5	<0.5	<0.5	<0.5
	Phenols Monohydric	µg/L	0.5				<0.5	<0.5	<0.5	<0.5	<0.5	<0.5	<0.5	<0.5	<0.5	<0.5
Other	Conductivity @ 20oC	µS/cm					-	-	-	-	-	-	-	-	-	-

Environmental Standards Comments
#1:Water Supply (Water Quality) Regulations 2016.
#2:Water Framework Directive (Standards and Classification) Directions (England and Wales) 2015.
#3:Operational Targets and EQS. EA, April 2018
#4:Water Framework Directive (Standards & Classification) Directions (England & Wales) 2015. Dissolved fraction.
#5:Water Framework Directive (Standards & Classification) Directions (England & Wales) 2015. Dissolved fraction. Lowest criteria presented (<40mg/l of CaCO3). See 'further assessment' if criteria exceeded and hardness (CaCO3) data available.
#6:Water Framework Directive (Standards and Classification) Directions (England and Wales) 2015. Dissolved Fraction. If hexavalent chromium (CrVI) data is available, a value of 4.7µg/l may be appropriate for the remaining trivalent chromium (CrIII).
#7:Operational Targets and EQS. EA, April 2018. Dissolved fraction.
#8:Water Framework Directive (Standards and Classification) Directions (England and Wales) 2015. Dissolved Fraction. If DOC >1mg/l then a higher criteria applies [3.76+(2.677x((DOC/2)-0.5))]
#9:Water Framework Directive (Standards & Classification) Directions (England & Wales) 2015. Dissolved & bioavailable (bio) fraction plus background. M-BAT tool to assess: http://wfduk.org/resources/rivers-lakes-metal-bioavailability-assessment-tool-m-bat
#10:Water Framework Directive (Standards and Classification) Directions (England and Wales) 2015. Dissolved Fraction. MAC adopted in absence of AA value.
#11:Guidelines for Drinking-water Quality, 4th Edition. WHO, 2011. Informal value.
#12:Operational Targets and EQS. EA, April 2018.
#13:Operational Targets and EQS. EA, April 2018. Lowest criteria presented (<200mg/l CaCO3). See 'further assessment' values if criteria exceeded and hardness (CaCO3) data available.
#14:Guidelines for Drinking-water Quality, 4th Edition. WHO, 2011. Based on taste rather than a formal guideline.
#15:Water Framework Directive (Standards and Classification) Directions (England and Wales) 2015. Indicator of 'good' status (90%ile) - Ammonia standard for lakes and rivers (total ammonia as nitrogen).
#16:Operational Targets and EQS. EA, April 2018. Dissolved fraction. Lowest criteria presented (<50 mg/l CaCO3). See 'further assessment' values if criteria exceeded and hardness (CaCO3) data available.
#17:Water Supply (Water Quality) Regulations 2016. As SO4.
#18:US EPA Regional Screening Levels, May 2019. https://www.epa.gov/risk/regional-screening-levels-rsls-generic-tables

Key

<0.6	Result MDL exceeds GAC
27.8	Result exceeds GAC
-	Determinand not tested for

Notes
Where a range is given a determinand has been analysed for by more than one method

						Location_Code	WS02309	WS02309	WS02309	WS02309	WS03001	WS03001	WS03001	WS03002	WS03002	WS03002
						Sample_Depth_Range	0.05-0.05	0.3-0.3	0.8-0.8	1.2-1.3	0.05-0.15	0.5-0.65	1-1.2	0.05-0.15	0.3-0.5	0.65-0.8
						Sampled_Date_Time	28/04/2020	28/04/2020	28/04/2020	30/04/2020	07/11/2019	07/11/2019	07/11/2019	07/11/2019	07/11/2019	07/11/2019
				UK Drinking Water Standards (GAC)	UK Estuaries and coastal waters EQS (GAC)	UK Freshwater EQS (GAC)										
Chem_Group	**ChemName**	**output unit**	**EQL**													
Metals	Antimony	µg/L	1	5[#1]			<1	<1	<1	<1	<1	<1	<1	1.82	2.61	1.55
	Arsenic	µg/L	0.5	10[#1]	25[#2]	50[#2]	0.576 - 0.692	<0.5	<0.5	<0.5	3.46	2.34	0.542	5.37	4.38	4.96
	Boron	µg/L	10	1000[#1]	7000[#3]	2000[#3]	10.3 - 27.1	<10	<10	<10	31	61.2	62.8	49.5	45	36.7
	Cadmium	µg/L	0.08	5[#1]	0.2[#4]	0.08[#5]	<0.08	<0.08	<0.08	<0.08	<0.08	<0.08	<0.08	<0.08	<0.08	<0.08
	Chromium (hexavalent)	µg/L	3		0.6[#4]	3.4[#4]	<3	<3	<3	<3	76	<3	<3	5.86	<3	<3
	Chromium	µg/L	1	50[#1]	0.6[#4]	3.4[#6]	<1	<1	<1	<1	72.6	1.88	<1	7.15	2.46	<1
	Chromium (Trivalent)	µg/L	3			4.7[#4]	<3	<3	<3	<3	<3	<3	<3	<3	<3	<3
	Cobalt	µg/L	0.5		3[#7]	3[#7]	<0.5	<0.5	<0.5	<0.5	<0.5	<0.5	<0.5	<0.5	<0.5	<0.5
	Copper	µg/L	0.3	2000[#1]	3.76[#8]	1(bio)[#9]	2.47 - 3.06	1.76 - 1.9	0.688 - 1.37	1.13 - 1.56	3.26	4.99	2.85	6.3	6.25	4.61
	Lead	µg/L	0.2	10[#1]	1.3[#4]	1.2(bio)[#9]	0.208 - 0.342	<0.2	<0.2	<0.2	0.221	<0.2	<0.2	<0.2	<0.2	<0.2
	Mercury	µg/L	0.01	1[#1]	0.07(MAC)[#10]	0.07(MAC)[#10]	<0.01	<0.01	<0.01	<0.01	<0.01	0.0134	<0.01	<0.01	<0.01	<0.01
	Molybdenum	µg/L	3	70[#11]			<3	<3	<3	<3	6.62	18.5	6.71	11.9	12.7	14
	Nickel	µg/L	0.4	20[#1]	8.6[#4]	4(bio)[#9]	0.803 - 2.62	<0.4 - 0.596	<0.4 - 0.402	<0.4 - 0.546	0.496	1.31	1.16	1.63	1.98	1.49
	Selenium	µg/L	1	10[#1]			<1	<1	<1	<1	2.16	1.14	<1	<1	1.35	1.13
	Vanadium	µg/L	1		100[#12]	20[#13]	<1 - 1.12	1.06 - 1.21	<1	<1	18.1	3.58	1.61	7.21	9.87	5.53
	Zinc	µg/L	1	3000[#14]		10.9(bio)[#9]	1.3 - 3.73	1.33 - 1.78	<1 - 1.12	<1 - 1.11	<1	<1	<1	1.64	<1	1.56
Inorganics	Ammoniacal Nitrogen as N	mg/L	0.01		0.021[#2]	0.6[#15]	<0.01 - 0.0127	<0.01 - 0.0568	<0.01	<0.01 - 0.617	0.0123	0.0144	0.0115	0.125	0.0171	0.014
	Calcium	mg/L	0.2				24.6 - 62.8	8.21 - 18.5	6.64 - 12.6	6.72 - 11.8	37.6	41.4	52	68.2	55.4	49.9
	Chloride	mg/L	2	250[#1]		250[#3]	<2	<2	<2 - 2.5	<2 - 4.6	2.1	3	12.4	3.4	2.5	2.5
	Cyanide (Free)	µg/L	2.5	50[#1]	1[#2]	1[#2]	<2.5	<2.5	<2.5	<2.5	<2.5	<2.5	<2.5	<2.5	<2.5	<2.5
	Cyanide Total	µg/L	5	50[#1]	1[#2]	1[#2]	<5	<5	<5	<5	<5	<5	<5	<5	<5	<5
	cyanides-complex	µg/L	5	50[#1]	1[#2]	1[#2]	<5	<5	<5	<5	<5	<5	<5	<5	<5	<5
	Fluoride	µg/L	500	1500[#1]	5000[#7]	1000[#16]	567 - 600	<500 - 735	<500 - 581	<500 - 595	1900	1140	<500	<500	<500	<500
	Magnesium	mg/L	0.036				0.223 - 0.593	0.0693 - 0.191	0.224 - 0.757	0.131 - 0.595	5	3.7	3.87	4.29	1.89	1.14
	Potassium	mg/L	0.2				0.473 - 0.932	0.276 - 0.608	<0.2 - 0.293	<0.2 - 0.38	13.1	6.53	3.21	19.8	2.45	0.448
	Sodium	mg/L	0.076	200[#1]			1.55 - 3.63	0.898 - 2.25	0.971 - 2.56	0.829 - 2.01	3.48	4.09	8.32	3.57	3.83	3.44
	Sulphate	mg/L	2	250(SO4)[#17]		400[#3]	<2	<2	<2	<2	38.4	15.3	60.8	<2	3.9	3.8
Phenolics	Xylenols	µg/L	0.5				<0.5	<0.5	<0.5	<0.5	3.44	<0.5	<0.5	<0.5	<0.5	<0.5
	Cresol Total	µg/L	0.5				<0.5	<0.5	<0.5	<0.5	11.8	<0.5	<0.5	<0.5	<0.5	<0.5
	Phenol	µg/L	0.5	5800[#18]	7.7[#2]	7.7[#2]	<0.5	<0.5	<0.5	<0.5	<1	<0.5	<0.5	<0.5	<0.5	<0.5
	Phenols Monohydric	µg/L	0.5				<0.5	<0.5	<0.5	<0.5	15.2	<0.5	<0.5	<0.5	<0.5	<0.5
Other	Conductivity @ 20oC	µS/cm					-	-	-	-	-	-	-	-	-	-

Environmental Standards Comments
#1:Water Supply (Water Quality) Regulations 2016.
#2:Water Framework Directive (Standards and Classification) Directions (England and Wales) 2015.
#3:Operational Targets and EQS. EA, April 2018
#4:Water Framework Directive (Standards & Classification) Directions (England & Wales) 2015. Dissolved fraction.
#5:Water Framework Directive (Standards & Classification) Directions (England & Wales) 2015. Dissolved fraction. Lowest criteria presented (<40mg/l of CaCO3). See 'further assessment' if criteria exceeded and hardness (CaCO3) data available.
#6:Water Framework Directive (Standards and Classification) Directions (England and Wales) 2015. Dissolved Fraction. If hexavalent chromium (CrVI) data is available, a value of 4.7µg/l may be appropriate for the remaining trivalent chromium (CrIII).
#7:Operational Targets and EQS. EA, April 2018. Dissolved fraction.
#8:Water Framework Directive (Standards and Classification) Directions (England and Wales) 2015. Dissolved Fraction. If DOC >1mg/l then a higher criteria applies [3.76+(2.677x((DOC/2)-0.5))]
#9:Water Framework Directive (Standards & Classification) Directions (England & Wales) 2015. Dissolved & bioavailable (bio) fraction plus background. M-BAT tool to assess: http://wfduk.org/resources/rivers-lakes-metal-bioavailability-assessment-tool-m-bat
#10:Water Framework Directive (Standards and Classification) Directions (England and Wales) 2015. Dissolved Fraction. MAC adopted in absence of AA value.
#11:Guidelines for Drinking-water Quality, 4th Edition. WHO, 2011. Informal value.
#12:Operational Targets and EQS. EA, April 2018.
#13:Operational Targets and EQS. EA, April 2018. Lowest criteria presented (<200mg/l CaCO3). See 'further assessment' values if criteria exceeded and hardness (CaCO3) data available.
#14:Guidelines for Drinking-water Quality, 4th Edition. WHO, 2011. Based on taste rather than a formal guideline.
#15:Water Framework Directive (Standards and Classification) Directions (England and Wales) 2015. Indicator of 'good' status (90%ile) - Ammonia standard for lakes and rivers (total ammonia as nitrogen).
#16:Operational Targets and EQS. EA, April 2018. Dissolved fraction. Lowest criteria presented (<50 mg/l CaCO3). See 'further assessment' values if criteria exceeded and hardness (CaCO3) data available.
#17:Water Supply (Water Quality) Regulations 2016. As SO4.
#18:US EPA Regional Screening Levels, May 2019. https://www.epa.gov/risk/regional-screening-levels-rsls-generic-tables

Key

<0.6	Result MDL exceeds GAC
27.8	Result exceeds GAC
-	Determinand not tested for

Notes
Where a range is given a determinand has been analysed for by more than one method

						Location_Code	WS03002	WS03300A	WS03300A	WS03300A	WS03300A	WS03300A	WS03300	WS03300	WS03301	WS03301
						Sample_Depth_Range	1-1.5	0.05-0.05	0.2-0.2	0.5-0.5	1.2-1.4	2-2.3	0.05-0.05	0.2-0.2	0.05-0.05	0.3-0.3
						Sampled_Date_Time	07/11/2019	29/04/2020	29/04/2020	29/04/2020	01/05/2020	01/05/2020	29/04/2020	29/04/2020	04/05/2020	04/05/2020
				UK Drinking Water Standards (GAC)	UK Estuaries and coastal waters EQS (GAC)	UK Freshwater EQS (GAC)										
Chem_Group	**ChemName**	**output unit**	**EQL**													
Metals	Antimony	µg/L	1	5[#1]			<6	<1 - 1.12	1.28 - 1.57	2.79 - 4.75	2.36	<1	<1 - 1.08	<1 - 1.47	1.48	2.04
	Arsenic	µg/L	0.5	10[#1]	25[#2]	50[#2]	<3	1.17 - 1.22	0.848 - 1.3	1.03 - 1.06	3.06	<0.5	1.33 - 1.53	1.26 - 1.28	1.35	4.7
	Boron	µg/L	10	1000[#1]	7000[#3]	2000[#3]	<60	17.4 - 52.8	18.7 - 57.5	98.2 - 293	283	41.4	21.4 - 52.5	19.8 - 44	76.5	144
	Cadmium	µg/L	0.08	5[#1]	0.2[#4]	0.08[#5]	<0.48	<0.08	<0.08	<0.08	<0.08	<0.08	<0.08	<0.08	<0.08	<0.08
	Chromium (hexavalent)	µg/L	3		0.6[#4]	3.4[#4]	<3	<3	<3 - 3.56	<3	<3	<3	<3	<3 - 3.14	<3	11.9
	Chromium	µg/L	1	50[#1]	0.6[#4]	3.4[#6]	<6	<1	1.01 - 2.2	<1	<1	<1	<1	<1 - 2.29	<1	9.52
	Chromium (Trivalent)	µg/L	3			4.7[#4]	<3	<3	<3	<3	<3	<3	<3	<3	<3	<3
	Cobalt	µg/L	0.5		3[#7]	3[#7]	<3	<0.5	<0.5	<0.5	0.878	<0.5	<0.5	<0.5	<0.5	<0.5
	Copper	µg/L	0.3	2000[#1]	3.76[#8]	1(bio)[#9]	<1.8	3.77 - 6.61	3.57 - 7.46	4.43 - 8.36	8.34	1.1	4.04 - 6.97	4.25 - 7.8	6.61	5.24
	Lead	µg/L	0.2	10[#1]	1.3[#4]	1.2(bio)[#9]	<1.2	<0.2	<0.2	0.311 - 0.891	<0.2	<0.2	<0.2 - 0.228	<0.2 - 0.256	0.264	0.284
	Mercury	µg/L	0.01	1[#1]	0.07(MAC)[#10]	0.07(MAC)[#10]	<0.01	<0.01	<0.01	<0.01	0.0254	<0.01	<0.01	<0.01	<0.01	<0.01
	Molybdenum	µg/L	3	70[#11]			<18	<3	3.7 - 4.2	4.45 - 9.43	7.35	<3	<3	<3 - 5.88	<3	46.5
	Nickel	µg/L	0.4	20[#1]	8.6[#4]	4(bio)[#9]	<2.4	1.06 - 1.83	0.409 - 0.956	1.72 - 3.05	7.21	<0.4	1.17 - 2.35	0.931 - 1.78	2.85	2.34
	Selenium	µg/L	1	10[#1]			<6	<1	<1	<1	1.13	<1	<1	<1 - 1.53	<1	2.87
	Vanadium	µg/L	1		100[#12]	20[#13]	<6	1.19 - 1.79	<1 - 1.46	<1 - 1.28	2.16	<1	<1 - 1.31	<1 - 1.64	1.75	2.39
	Zinc	µg/L	1	3000[#14]		10.9(bio)[#9]	<6	1.19 - 1.49	<1	3.69 - 3.85	1.66	<1	<1 - 6.13	<1 - 1.02	1.66	<1
Inorganics	Ammoniacal Nitrogen as N	mg/L	0.01		0.021[#2]	0.6[#15]	0.0114	0.0191 - 0.0319	<0.01	0.0518 - 0.111	0.553	0.0415	<0.01 - 0.0243	<0.01 - 0.012	0.0147	<0.01
	Calcium	mg/L	0.2				16.7	27.7 - 73	21.1 - 50.6	29.6 - 73.4	117	34.4	25.1 - 59.6	26.7 - 69.6	91.1	57.8
	Chloride	mg/L	2	250[#1]		250[#3]	2.1	<2 - 2	<2	<2	2.9	2.6	<2 - 2.4	<2	3.7	4.2
	Cyanide (Free)	µg/L	2.5	50[#1]	1[#2]	1[#2]	<2.5	<2.5	<2.5	<2.5	<2.5	<2.5	<2.5	<2.5	<2.5	<2.5
	Cyanide Total	µg/L	5	50[#1]	1[#2]	1[#2]	<5	<5	<5	<5	<5	<5	<5	<5	<5	<5
	cyanides-complex	µg/L	5	50[#1]	1[#2]	1[#2]	<5	<5	<5	<5	<5	<5	<5	<5	<5	<5
	Fluoride	µg/L	500	1500[#1]	5000[#7]	1000[#16]	<500	845 - 935	985 - 1120	<500	518	<500	598 - 602	899 - 1120	1000	1610
	Magnesium	mg/L	0.036				0.372	0.642 - 1.8	0.555 - 1.64	1.65 - 4.52	5.26	0.904	0.566 - 1.51	0.553 - 1.58	2.94	3.61
	Potassium	mg/L	0.2				<1.2	4.25 - 8.24	0.812 - 1.45	2.38 - 4.99	5.87	<0.2	6.87 - 12.4	4.07 - 8.05	6.6	4.5
	Sodium	mg/L	0.076	200[#1]			2.05	1.49 - 3.49	1.54 - 3.91	2.14 - 5.9	10.7	5.71	1.69 - 3.71	1.72 - 4.46	7.39	15.5
	Sulphate	mg/L	2	250(SO4)[#17]		400[#3]	4.6	<2 - 6.4	4.2 - 16	7.8 - 36.8	163	57	<2 - 4.9	<2 - 10.8	27.8	75.8
Phenolics	Xylenols	µg/L	0.5				<0.5	<0.5	<0.5	<0.5	<0.5	<0.5	<0.5	<0.5	<0.5	<0.5
	Cresol Total	µg/L	0.5				<0.5	<0.5	<0.5	<0.5	<0.5	<0.5	<0.5	<0.5	<0.5	<0.5
	Phenol	µg/L	0.5	5800[#18]	7.7[#2]	7.7[#2]	<0.5	<0.5	<0.5	<0.5	<0.5	<0.5	<0.5	<0.5	<0.5	<0.5
	Phenols Monohydric	µg/L	0.5				<0.5	<0.5	<0.5	<0.5	<0.5	<0.5	<0.5	<0.5	<0.5	<0.5
Other	Conductivity @ 20oC	µS/cm					-	-	-	-	-	-	-	-	-	-

Environmental Standards Comments
#1:Water Supply (Water Quality) Regulations 2016.
#2:Water Framework Directive (Standards and Classification) Directions (England and Wales) 2015.
#3:Operational Targets and EQS. EA, April 2018
#4:Water Framework Directive (Standards & Classification) Directions (England & Wales) 2015. Dissolved fraction.
#5:Water Framework Directive (Standards & Classification) Directions (England & Wales) 2015. Dissolved fraction. Lowest criteria presented (<40mg/l of CaCO3). See 'further assessment' if criteria exceeded and hardness (CaCO3) data available.
#6:Water Framework Directive (Standards and Classification) Directions (England and Wales) 2015. Dissolved Fraction. If hexavalent chromium (CrVI) data is available, a value of 4.7µg/l may be appropriate for the remaining trivalent chromium (CrIII).
#7:Operational Targets and EQS. EA, April 2018. Dissolved fraction.
#8:Water Framework Directive (Standards and Classification) Directions (England and Wales) 2015. Dissolved Fraction. If DOC >1mg/l then a higher criteria applies [3.76+(2.677x((DOC/2)-0.5))]
#9:Water Framework Directive (Standards & Classification) Directions (England & Wales) 2015. Dissolved & bioavailable (bio) fraction plus background. M-BAT tool to assess: http://wfduk.org/resources/rivers-lakes-metal-bioavailability-assessment-tool-m-bat
#10:Water Framework Directive (Standards and Classification) Directions (England and Wales) 2015. Dissolved Fraction. MAC adopted in absence of AA value.
#11:Guidelines for Drinking-water Quality, 4th Edition. WHO, 2011. Informal value.
#12:Operational Targets and EQS. EA, April 2018.
#13:Operational Targets and EQS. EA, April 2018. Lowest criteria presented (<200mg/l CaCO3). See 'further assessment' values if criteria exceeded and hardness (CaCO3) data available.
#14:Guidelines for Drinking-water Quality, 4th Edition. WHO, 2011. Based on taste rather than a formal guideline.
#15:Water Framework Directive (Standards and Classification) Directions (England and Wales) 2015. Indicator of 'good' status (90%ile) - Ammonia standard for lakes and rivers (total ammonia as nitrogen).
#16:Operational Targets and EQS. EA, April 2018. Dissolved fraction. Lowest criteria presented (<50 mg/l CaCO3). See 'further assessment' values if criteria exceeded and hardness (CaCO3) data available.
#17:Water Supply (Water Quality) Regulations 2016. As SO4.
#18:US EPA Regional Screening Levels, May 2019. https://www.epa.gov/risk/regional-screening-levels-rsls-generic-tables

Key

<0.6	Result MDL exceeds GAC
27.8	Result exceeds GAC
-	Determinand not tested for

Notes
Where a range is given a determinand has been analysed for by more than one method

						Location_Code	WS03301	WS03301	WS03302	WS03302	WS03302	WS03302	WS03304	WS03304	WS03304	WS03304
						Sample_Depth_Range	1.2-1.5	2-2.3	0.05-0.05	0.4-0.4	0.7-0.7	1.3-1.5	0.05-0.05	0.4-0.4	1-1	1.3-1.5
						Sampled_Date_Time	12/05/2020	12/05/2020	30/04/2020	30/04/2020	30/04/2020	06/05/2020	30/04/2020	30/04/2020	30/04/2020	11/05/2020
				UK Drinking Water Standards (GAC)	UK Estuaries and coastal waters EQS (GAC)	UK Freshwater EQS (GAC)										
Chem_Group	**ChemName**	**output unit**	**EQL**													
Metals	Antimony	µg/L	1	5[#1]			4.06	<1	<1	<1	<1	<1	<1 - 1.02	<1	<1	<1
	Arsenic	µg/L	0.5	10[#1]	25[#2]	50[#2]	4.04	<0.5	<0.5	<0.5	<0.5	<0.5	0.69 - 0.794	<0.5	<0.5	<0.5
	Boron	µg/L	10	1000[#1]	7000[#3]	2000[#3]	251	21.8	38.4	19.7	11	10.8	14.8 - 42.4	<10 - 10.9	<10 - 10.7	<10
	Cadmium	µg/L	0.08	5[#1]	0.2[#4]	0.08[#5]	<0.08	<0.08	<0.08	<0.08	<0.08	<0.08	<0.08	<0.08	<0.08	<0.08
	Chromium (hexavalent)	µg/L	3		0.6[#4]	3.4[#4]	<3	<3	<3	<3	<3	<3	<3	<3	<3	<3
	Chromium	µg/L	1	50[#1]	0.6[#4]	3.4[#6]	<1	<1	<1	<1	1.41	<1	<1	<1	<1	<1
	Chromium (Trivalent)	µg/L	3			4.7[#4]	<3	<3	<3	<3	<3	<3	<3	<3	<3	<3
	Cobalt	µg/L	0.5		3[#7]	3[#7]	2.59	<0.5	<0.5	<0.5	<0.5	<0.5	<0.5	<0.5	<0.5	<0.5
	Copper	µg/L	0.3	2000[#1]	3.76[#8]	1(bio)[#9]	3.39	1.37	3.2	1.48	1.25	1.43	2.56 - 4.57	0.812 - 1.92	1.57 - 1.71	1.64
	Lead	µg/L	0.2	10[#1]	1.3[#4]	1.2(bio)[#9]	<0.2	<0.2	<0.2	<0.2	<0.2	<0.2	<0.2 - 0.29	<0.2	<0.2	<0.2
	Mercury	µg/L	0.01	1[#1]	0.07(MAC)[#10]	0.07(MAC)[#10]	<0.01	<0.01	<0.01	<0.01	<0.01	<0.01	<0.01	<0.01	<0.01	<0.01
	Molybdenum	µg/L	3	70[#11]			12.9	<3	<3	<3	<3	<3	<3	<3	<3	<3
	Nickel	µg/L	0.4	20[#1]	8.6[#4]	4(bio)[#9]	5.96	0.64	1.11	<0.4	<0.4	<0.4	0.806 - 1.53	<0.4 - 0.62	<0.4	0.508
	Selenium	µg/L	1	10[#1]			<1	<1	<1	<1	<1	<1	<1 - 1.14	<1	<1	<1
	Vanadium	µg/L	1		100[#12]	20[#13]	1.7	<1	<1	<1	<1	<1	<1 - 1.36	<1 - 1.96	<1	1.23
	Zinc	µg/L	1	3000[#14]		10.9(bio)[#9]	2	<1	1.8	<1	<1	<1	1.06 - 1.54	<1 - 1.5	<1 - 1.94	<1
Inorganics	Ammoniacal Nitrogen as N	mg/L	0.01		0.021[#2]	0.6[#15]	1.77	0.0151	0.021	<0.01	<0.01	<0.01	<0.01 - 0.0124	<0.01 - 0.0371	<0.01 - 0.0176	<0.01
	Calcium	mg/L	0.2				136	30	58.2	23.8	13.5	12.1	19.1 - 50.7	7.59 - 17.4	7.1 - 14	11.9
	Chloride	mg/L	2	250[#1]		250[#3]	7.5	8.5	<2	<2	<2	2.2	<2	<2 - 11.5	<2	2.1
	Cyanide (Free)	µg/L	2.5	50[#1]	1[#2]	1[#2]	<2.5	<2.5	<2.5	<2.5	<2.5	<2.5	<2.5	<2.5	<2.5	<2.5
	Cyanide Total	µg/L	5	50[#1]	1[#2]	1[#2]	<5	<5	<5	<5	<5	<5	<5	<5	<5	<5
	cyanides-complex	µg/L	5	50[#1]	1[#2]	1[#2]	<5	<5	<5	<5	<5	<5	<5	<5	<5	<5
	Fluoride	µg/L	500	1500[#1]	5000[#7]	1000[#16]	735	<500	813	696	<500	<500	798 - 903	<500 - 750	<500 - 718	582
	Magnesium	mg/L	0.036				7.81	0.623	0.696	0.208	0.217	0.22	0.149 - 0.461	0.218 - 0.663	0.171 - 0.717	0.161
	Potassium	mg/L	0.2				6.51	0.459	0.963	0.57	0.391	0.313	1.74 - 3.5	0.479 - 1.59	0.317 - 0.717	0.443
	Sodium	mg/L	0.076	200[#1]			22.8	4.68	4.29	2.15	2.01	1.72	1.93 - 5.41	1.06 - 2.97	1.01 - 2.92	2.61
	Sulphate	mg/L	2	250(SO4)[#17]		400[#3]	253	15.4	<2	<2	<2	<2	<2 - 5	<2	4.9 - 5.3	<2
Phenolics	Xylenols	µg/L	0.5				<0.5	<0.5	<0.5	<0.5	<0.5	<0.5	<0.5	<0.5	<0.5	<0.5
	Cresol Total	µg/L	0.5				<0.5	<0.5	<0.5	<0.5	<0.5	<0.5	<0.5	<0.5	<0.5	<0.5
	Phenol	µg/L	0.5	5800[#18]	7.7[#2]	7.7[#2]	<0.5	<0.5	<0.5	<0.5	<0.5	<0.5	<0.5	<0.5	<0.5	<0.5
	Phenols Monohydric	µg/L	0.5				<0.5	<0.5	<0.5	<0.5	<0.5	<0.5	<0.5	<0.5	<0.5	<0.5
Other	Conductivity @ 20oC	µS/cm					-	-	-	-	-	-	-	-	-	-

Environmental Standards Comments
#1:Water Supply (Water Quality) Regulations 2016.
#2:Water Framework Directive (Standards and Classification) Directions (England and Wales) 2015.
#3:Operational Targets and EQS. EA, April 2018
#4:Water Framework Directive (Standards & Classification) Directions (England & Wales) 2015. Dissolved fraction.
#5:Water Framework Directive (Standards & Classification) Directions (England & Wales) 2015. Dissolved fraction. Lowest criteria presented (<40mg/l of CaCO3). See 'further assessment' if criteria exceeded and hardness (CaCO3) data available.
#6:Water Framework Directive (Standards and Classification) Directions (England and Wales) 2015. Dissolved Fraction. If hexavalent chromium (CrVI) data is available, a value of 4.7µg/l may be appropriate for the remaining trivalent chromium (CrIII).
#7:Operational Targets and EQS. EA, April 2018. Dissolved fraction.
#8:Water Framework Directive (Standards and Classification) Directions (England and Wales) 2015. Dissolved Fraction. If DOC >1mg/l then a higher criteria applies [3.76+(2.677x((DOC/2)-0.5))]
#9:Water Framework Directive (Standards & Classification) Directions (England & Wales) 2015. Dissolved & bioavailable (bio) fraction plus background. M-BAT tool to assess: http://wfduk.org/resources/rivers-lakes-metal-bioavailability-assessment-tool-m-bat
#10:Water Framework Directive (Standards and Classification) Directions (England and Wales) 2015. Dissolved Fraction. MAC adopted in absence of AA value.
#11:Guidelines for Drinking-water Quality, 4th Edition. WHO, 2011. Informal value.
#12:Operational Targets and EQS. EA, April 2018.
#13:Operational Targets and EQS. EA, April 2018. Lowest criteria presented (<200mg/l CaCO3). See 'further assessment' values if criteria exceeded and hardness (CaCO3) data available.
#14:Guidelines for Drinking-water Quality, 4th Edition. WHO, 2011. Based on taste rather than a formal guideline.
#15:Water Framework Directive (Standards and Classification) Directions (England and Wales) 2015. Indicator of 'good' status (90%ile) - Ammonia standard for lakes and rivers (total ammonia as nitrogen).
#16:Operational Targets and EQS. EA, April 2018. Dissolved fraction. Lowest criteria presented (<50 mg/l CaCO3). See 'further assessment' values if criteria exceeded and hardness (CaCO3) data available.
#17:Water Supply (Water Quality) Regulations 2016. As SO4.
#18:US EPA Regional Screening Levels, May 2019. https://www.epa.gov/risk/regional-screening-levels-rsls-generic-tables

Key

<0.6	Result MDL exceeds GAC
27.8	Result exceeds GAC
-	Determinand not tested for

Notes
Where a range is given a determinand has been analysed for by more than one method

						Location_Code	WS03305	WS03305	WS03305	WS04005	WS04005	WS04006	WS04006	WS04006	WS04007	WS04007
						Sample_Depth_Range	0.05-0.05	1-1	1.6-1.8	0.05-0.15	0.2-0.4	0.2-0.3	0.5-0.6	1.3-1.5	0.05-0.1	0.4-0.6
						Sampled_Date_Time	01/05/2020	01/05/2020	12/05/2020	07/10/2019	07/10/2019	07/10/2019	07/10/2019	09/10/2019	12/10/2019	12/10/2019
				UK Drinking Water Standards (GAC)	UK Estuaries and coastal waters EQS (GAC)	UK Freshwater EQS (GAC)										
Chem_Group	**ChemName**	**output unit**	**EQL**													
Metals	Antimony	µg/L	1	5[#1]			<1	<1	<1	<1	<1	<1	<1	<1	85.9	3.19
	Arsenic	µg/L	0.5	10[#1]	25[#2]	50[#2]	<0.5	<0.5	<0.5	2.01	0.907	1.16	0.7	1.33	4.24	11.3
	Boron	µg/L	10	1000[#1]	7000[#3]	2000[#3]	54.6	34.8	15.3	251	356	1150	471	1460	119	1880
	Cadmium	µg/L	0.08	5[#1]	0.2[#4]	0.08[#5]	<0.08	<0.08	<0.08	<0.08	<0.08	<0.08	<0.08	0.239	<0.08	0.14
	Chromium (hexavalent)	µg/L	3		0.6[#4]	3.4[#4]	<3	<3	<3	<3	<3	<3	<3	<3	<3	<3
	Chromium	µg/L	1	50[#1]	0.6[#4]	3.4[#6]	<1	<1	<1	<1	<1	<1	<1	<1	<1	2.27
	Chromium (Trivalent)	µg/L	3			4.7[#4]	<3	<3	<3	<3	<3	<3	<3	<3	<3	<3
	Cobalt	µg/L	0.5		3[#7]	3[#7]	<0.5	<0.5	<0.5	<0.5	<0.5	<0.5	<0.5	25.7	1.39	5.75
	Copper	µg/L	0.3	2000[#1]	3.76[#8]	1(bio)[#9]	3.56	2.49	0.753	16.7	23.7	19	2.44	3.33	2.94	20.5
	Lead	µg/L	0.2	10[#1]	1.3[#4]	1.2(bio)[#9]	<0.2	<0.2	<0.2	0.927	<0.2	<0.2	0.731	<0.2	0.287	0.678
	Mercury	µg/L	0.01	1[#1]	0.07(MAC)[#10]	0.07(MAC)[#10]	<0.01	<0.01	<0.01	0.105	0.0427	0.0205	0.114	<0.01	<0.01	0.142
	Molybdenum	µg/L	3	70[#11]			<3	4.94	<3	<3	<3	4.26	4.03	<3	52.4	181
	Nickel	µg/L	0.4	20[#1]	8.6[#4]	4(bio)[#9]	1.33	<0.4	<0.4	12.9	3.4	9.03	1.4	34.7	7.67	23.8
	Selenium	µg/L	1	10[#1]			<1	<1	<1	1.02	<1	<1	1.38	1.98	3.57	7.78
	Vanadium	µg/L	1		100[#12]	20[#13]	<1	<1	<1	2.27	1.03	1.27	<1	<1	14.3	10.1
	Zinc	µg/L	1	3000[#14]		10.9(bio)[#9]	<1	<1	<1	3.53	3.81	157	1.85	506	2.79	122
Inorganics	Ammoniacal Nitrogen as N	mg/L	0.01		0.021[#2]	0.6[#15]	<0.01	<0.01	0.0143	0.0484	0.0156	0.0839	0.0197	2.97	0.393	9.29
	Calcium	mg/L	0.2				64.8	31.8	14.9	13.8	54.2	78.7	70	176	86.3	26.6
	Chloride	mg/L	2	250[#1]		250[#3]	<2	<2	2.4	10	67.8	207	300	1090	9	396
	Cyanide (Free)	µg/L	2.5	50[#1]	1[#2]	1[#2]	<2.5	<2.5	<2.5	2.52	<2.5	<2.5	<2.5	<2.5	<2.5	2.82
	Cyanide Total	µg/L	5	50[#1]	1[#2]	1[#2]	<5	<5	<5	<5	<5	<5	<5	<5	<5	9.99
	cyanides-complex	µg/L	5	50[#1]	1[#2]	1[#2]	<5	<5	<5	<5	<5	<5	<5	<5	<5	7.17
	Fluoride	µg/L	500	1500[#1]	5000[#7]	1000[#16]	702	<500	<500	<500	960	993	1550	<500	1340	1340
	Magnesium	mg/L	0.036				1	0.668	0.42	3.45	19.2	39.8	38.1	119	7.18	20.4
	Potassium	mg/L	0.2				0.631	0.507	<0.2	6.24	5.21	35.2	31.8	77.5	8.83	46.7
	Sodium	mg/L	0.076	200[#1]			3.18	2.86	1.79	10.8	56.9	118	155	537	14.2	325
	Sulphate	mg/L	2	250(SO4)[#17]		400[#3]	<2	<2	<2	<2	105	189	178	833	104	63.5
Phenolics	Xylenols	µg/L	0.5				<0.5	<0.5	<0.5	<0.5	<0.5	<0.5	<0.5	<0.5	10	0.98
	Cresol Total	µg/L	0.5				<0.5	<0.5	<0.5	<0.5	<0.5	0.93	<0.5	<0.5	<6	<0.5
	Phenol	µg/L	0.5	5800[#18]	7.7[#2]	7.7[#2]	<0.5	<0.5	<0.5	1.04	<0.5	2.28	0.66	0.7	260	2.07
	Phenols Monohydric	µg/L	0.5				<0.5	<0.5	<0.5	1.04	<0.5	3.21	0.66	0.7	270	3.05
Other	Conductivity @ 20oC	µS/cm					-	-	-	-	-	-	-	-	-	-

Environmental Standards Comments
#1:Water Supply (Water Quality) Regulations 2016.
#2:Water Framework Directive (Standards and Classification) Directions (England and Wales) 2015.
#3:Operational Targets and EQS. EA, April 2018
#4:Water Framework Directive (Standards & Classification) Directions (England & Wales) 2015. Dissolved fraction.
#5:Water Framework Directive (Standards & Classification) Directions (England & Wales) 2015. Dissolved fraction. Lowest criteria presented (<40mg/l of CaCO3). See 'further assessment' if criteria exceeded and hardness (CaCO3) data available.
#6:Water Framework Directive (Standards and Classification) Directions (England and Wales) 2015. Dissolved Fraction. If hexavalent chromium (CrVI) data is available, a value of 4.7µg/l may be appropriate for the remaining trivalent chromium (CrIII).
#7:Operational Targets and EQS. EA, April 2018. Dissolved fraction.
#8:Water Framework Directive (Standards and Classification) Directions (England and Wales) 2015. Dissolved Fraction. If DOC >1mg/l then a higher criteria applies [3.76+(2.677x((DOC/2)-0.5))]
#9:Water Framework Directive (Standards & Classification) Directions (England & Wales) 2015. Dissolved & bioavailable (bio) fraction plus background. M-BAT tool to assess: http://wfduk.org/resources/rivers-lakes-metal-bioavailability-assessment-tool-m-bat
#10:Water Framework Directive (Standards and Classification) Directions (England and Wales) 2015. Dissolved Fraction. MAC adopted in absence of AA value.
#11:Guidelines for Drinking-water Quality, 4th Edition. WHO, 2011. Informal value.
#12:Operational Targets and EQS. EA, April 2018.
#13:Operational Targets and EQS. EA, April 2018. Lowest criteria presented (<200mg/l CaCO3). See 'further assessment' values if criteria exceeded and hardness (CaCO3) data available.
#14:Guidelines for Drinking-water Quality, 4th Edition. WHO, 2011. Based on taste rather than a formal guideline.
#15:Water Framework Directive (Standards and Classification) Directions (England and Wales) 2015. Indicator of 'good' status (90%ile) - Ammonia standard for lakes and rivers (total ammonia as nitrogen).
#16:Operational Targets and EQS. EA, April 2018. Dissolved fraction. Lowest criteria presented (<50 mg/l CaCO3). See 'further assessment' values if criteria exceeded and hardness (CaCO3) data available.
#17:Water Supply (Water Quality) Regulations 2016. As SO4.
#18:US EPA Regional Screening Levels, May 2019. https://www.epa.gov/risk/regional-screening-levels-rsls-generic-tables

Key

<0.6	Result MDL exceeds GAC
27.8	Result exceeds GAC
-	Determinand not tested for

Notes
Where a range is given a determinand has been analysed for by more than one method

						Location_Code	WS05001	WS05002	WS05003	WS05004	WS05005											
						Sample_Depth_Range	0.05-0.1	0.05-0.15	0.05-0.15	0.05-0.15	0.05-0.15											
						Sampled_Date_Time	12/10/2019	21/08/2019	20/08/2019	19/08/2019	22/08/2019											
				UK Drinking Water Standards (GAC)	UK Estuaries and coastal waters EQS (GAC)	UK Freshwater EQS (GAC)						Statistical Summary										
Chem_Group	ChemName	output unit	EQL									Number of	Number	Minimum	Minimum	Maximum	Maximu	Average	Median	Standard	Number of	Number of
Metals	Antimony	µg/L	1	5[#1]			<1	5.58	<1	<1	2.7	434	150	<1	1.01	85.9	85.9	1.9	0.5	5.4	36	33
	Arsenic	µg/L	0.5	10[#1]	25[#2]	50[#2]	2.72	2.39	2.08	1.01	1.2	435	243	<0.5	0.513	29.4	29.4	1.7	0.644	3	8	8
	Boron	µg/L	10	1000[#1]	7000[#3]	2000[#3]	435	208	374	622	579	435	398	<10	10	2460	2460	133	36.6	294	12	12
	Cadmium	µg/L	0.08	5[#1]	0.2[#4]	0.08[#5]	<0.08	<0.08	<0.08	<0.08	<0.08	435	30	<0.08	0.0805	1.16	1.16	0.056	0.04	0.088	33	30
	Chromium (hexavalent)	µg/L	3		0.6[#4]	3.4[#4]	<3	<3	<3	<3	<3	434	43	<3	3.04	76	76	2.3	1.5	4.8	434	43
	Chromium	µg/L	1	50[#1]	0.6[#4]	3.4[#6]	<1	<1	1.01	<1	<1	435	117	<1	1.01	72.6	72.6	1.5	0.5	4.6	435	117
	Chromium (Trivalent)	µg/L	3			4.7[#4]	<3	<3	<3	<3	<3	435	8	<3	3.1	4.19	4.19	1.5	1.5	0.3	0	0
	Cobalt	µg/L	0.5		3[#7]	3[#7]	<0.5	<0.5	<0.5	<0.5	<0.5	435	56	<0.5	0.502	88.3	88.3	0.74	0.25	4.6	10	10
	Copper	µg/L	0.3	2000[#1]	3.76[#8]	1(bio)[#9]	5.88	30.4	24.5	18.5	26.1	435	416	<0.3	0.317	72.5	72.5	6.9	3.36	9.9	364	361
	Lead	µg/L	0.2	10[#1]	1.3[#4]	1.2(bio)[#9]	<0.2	2.55	1.24	0.608	<0.2	435	148	<0.2	0.201	39.9	39.9	0.53	0.1	2.4	28	28
	Mercury	µg/L	0.01	1[#1]	0.07(MAC)[#10]	0.07(MAC)[#10]	<0.01	0.125	<0.01	<0.01	<0.01	435	101	<0.01	0.0102	0.309	0.309	0.014	0.005	0.031	19	19
	Molybdenum	µg/L	3	70[#11]			7.03	10.8	<3	<3	5.77	435	159	<3	3.06	628	628	7.9	1.5	33	4	4
	Nickel	µg/L	0.4	20[#1]	8.6[#4]	4(bio)[#9]	4.18	13.9	9.9	8.64	4.81	435	346	<0.4	0.403	197	197	3.2	1.22	11	73	73
	Selenium	µg/L	1	10[#1]			<1	1.18	<1	<1	<1	435	96	<1	1	7.78	7.78	0.82	0.5	0.81	0	0
	Vanadium	µg/L	1		100[#12]	20[#13]	2.05	2.5	2.94	<1	1.29	435	210	<1	1.03	132	132	2.8	0.5	9	10	10
	Zinc	µg/L	1	3000[#14]		10.9(bio)[#9]	1.47	3.68	17.5	8.97	3.32	435	327	<1	1	747	747	12	1.87	50	58	58
Inorganics	Ammoniacal Nitrogen as N	mg/L	0.01		0.021[#2]	0.6[#15]	0.0109	0.0233	0.0306	0.0265	0.0189	435	331	<0.01	0.01	16.1	16.1	0.24	0.0156	1.2	154	154
	Calcium	mg/L	0.2				1.87	42.1	7.66	9.02	39.4	435	435	0.615	0.615	740	740	47	35.9	64	0	0
	Chloride	mg/L	2	250[#1]		250[#3]	41.1	26.7	6.8	146	19.5	435	274	<2	2	3240	3240	49	2.8	250	15	15
	Cyanide (Free)	µg/L	2.5	50[#1]	1[#2]	1[#2]	<2.5	<2.5	<2.5	<2.5	<2.5	435	4	<2.5	2.52	<5	3.17	1.3	1.25	0.22	435	4
	Cyanide Total	µg/L	5	50[#1]	1[#2]	1[#2]	<5	<5	<5	<5	<5	434	18	<5	5.45	53.2	53.2	3	2.5	3.5	434	18
	cyanides-complex	µg/L	5	50[#1]	1[#2]	1[#2]	<5	<5	<5	<5	<5	434	17	<5	5.11	53.2	53.2	3	2.5	3.4	434	17
	Fluoride	µg/L	500	1500[#1]	5000[#7]	1000[#16]	1630	1070	<500	872	1730	435	218	<500	503	11000	11000	699	379.5	901	89	89
	Magnesium	mg/L	0.036				0.576	19.1	1.94	6.31	20.2	435	434	<0.036	0.0693	198	198	5	1.08	17	0	0
	Potassium	mg/L	0.2				4.41	39.7	10.3	10.9	16.8	435	366	<0.2	0.205	137	137	8.4	1.5	18	0	0
	Sodium	mg/L	0.076	200[#1]			69.9	66.2	19.2	174	60.2	435	435	0.829	0.829	1860	1860	38	4.52	151	15	15
	Sulphate	mg/L	2	250(SO4)[#17]		400[#3]	57	19.3	14.8	138	23.2	435	301	<2	2	2370	2370	62	7.6	213	29	29
Phenolics	Xylenols	µg/L	0.5				<0.5	<0.5	<0.5	<0.5	<0.5	433	17	<0.5	0.52	36.2	36.2	0.45	0.25	2	0	0
	Cresol Total	µg/L	0.5				<0.5	<0.5	<2	<2	<0.5	433	19	<0.5	0.53	43.4	43.4	0.6	0.25	2.2	0	0
	Phenol	µg/L	0.5	5800[#18]	7.7[#2]	7.7[#2]	<0.5	<0.5	<0.5	<0.5	<0.5	432	46	<0.5	0.5	260	260	1	0.25	12	1	1
	Phenols Monohydric	µg/L	0.5				<0.5	<0.5	<2	<2	<0.5	433	58	<0.5	0.5	270	270	1.6	0.25	13	0	0
Other	Conductivity @ 20oC	µS/cm					-	-	-	-	-	5	5	77.6	77.6	243	243	152	149	70	0	0

Environmental Standards Comments

#1:Water Supply (Water Quality) Regulations 2016.
#2:Water Framework Directive (Standards and Classification) Directions (England and Wales) 2015.
#3:Operational Targets and EQS. EA, April 2018
#4:Water Framework Directive (Standards & Classification) Directions (England & Wales) 2015. Dissolved fraction.
#5:Water Framework Directive (Standards & Classification) Directions (England & Wales) 2015. Dissolved fraction. Lowest criteria presented (<40mg/l of CaCO3). See 'further assessment' if criteria exceeded and hardness (CaCO3) data available.
#6:Water Framework Directive (Standards and Classification) Directions (England and Wales) 2015. Dissolved Fraction. If hexavalent chromium (CrVI) data is available, a value of 4.7µg/l may be appropriate for the remaining trivalent chromium (CrIII).
#7:Operational Targets and EQS. EA, April 2018. Dissolved fraction.
#8:Water Framework Directive (Standards and Classifcation) Directions (England and Wales) 2015. Dissolved Fraction. If DOC >1mg/l then a higher criteria applies [3.76+(2.677x((DOC/2)-0.5))]
#9:Water Framework Directive (Standards & Classification) Directions (England & Wales) 2015. Dissolved & bioavailable (bio) fraction plus background. M-BAT tool to assess: http://wfduk.org/resources/rivers-lakes-metal-bioavailability-assessment-tool-m-bat
#10:Water Framework Directive (Standards and Classification) Directions (England and Wales) 2015. Dissolved Fraction. MAC adopted in absence of AA value.
#11:Guidelines for Drinking-water Quality, 4th Edition. WHO, 2011. Informal value.
#12:Operational Targets and EQS. EA, April 2018.
#13:Operational Targets and EQS. EA, April 2018. Lowest criteria presented (<200mg/l CaCO3). See 'further assessment' values if criteria exceeded and hardness (CaCO3) data available.
#14:Guidelines for Drinking-water Quality, 4th Edition. WHO, 2011. Based on taste rather than a formal guideline.
#15:Water Framework Directive (Standards and Classification) Directions (England and Wales) 2015. Indicator of 'good' status (90%ile) - Ammonia standard for lakes and rivers (total ammonia as nitrogen).
#16:Operational Targets and EQS. EA, April 2018. Dissolved fraction. Lowest criteria presented (<50 mg/l CaCO3). See 'further assessment' values if criteria exceeded and hardness (CaCO3) data available.
#17:Water Supply (Water Quality) Regulations 2016. As SO4.
#18:US EPA Regional Screening Levels, May 2019. https://www.epa.gov/risk/regional-screening-levels-rsls-generic-tables

Key

<0.6	Result MDL exceeds GAC
27.8	Result exceeds GAC
-	Determinand not tested for

Notes

Where a range is given a determinand has been analysed for by more than one method

Annex A-D Groundwater assessment screening results

Uncontrolled when printed – Copyright © - 2022
National Highways Limited – all rights reserved

						Location	BH01002	BH01002	BH01002	BH01002	BH01002	BH01002	BH01002	BH01002	BH01002	BH01002	BH01002	BH01003	BH01003	BH01003
						Sampled_Date_Time	########	20/01/2020	11/03/2020	11/03/2020	31/03/2020	28/04/2020	28/04/2020	28/05/2020	28/05/2020	24/06/2020	01/10/2020	16/12/2019	20/01/2020	11/03/2020
						Sample_Depth_Avg	14.07	14.37	16.5	16.5	16	16	16	17	17	15	14.29	52.4	57.2	69
						Project_ID	LTC - Phase 2	LTC - Phase 2	LTC - Phase 2	LTC - Phase 2	LTC - Phase 2 LTM	LTC - Phase 2 LTM	LTC - Phase 2 LTM	LTC - Phase 2	LTC - Phase 2	LTC - Phase 2 LTM	LTC - Phase 2 LTM	LTC - Phase 2	LTC - Phase 2	LTC - Phase 2 LTM
				UK Drinking Water Standards	UK Estuaries and coastal waters EQS	UK Freshwater EQS														
Chem_Group	**Analyte**	**Units**	**MDL**																	
Metals	Antimony	µg/L	4	5[#1]			-	-	-	-	-	-	-	-	-	-	-	-	-	<4
	Antimony (Filtered)	µg/L	1	5[#1]			-	-	-	-				-	-			-	-	
	Arsenic	µg/L	2	10[#1]	25[#2]	50[#2]	-	-	11.6	12.6	11.1	11	11.2	10.3	10.6	10.6	13.8	-	-	3.16
	Arsenic (Filtered)	µg/L	0.5	10[#1]	25[#2]	50[#2]	12.9	12.9	10.6	10.7	9.61	9.78	10.1	8.41	7.55	10.5	12.1	<0.5	<0.5	0.578
	Barium (Filtered)	µg/L	0.2	1300[#3]			-	-	-	-	-	-	-	-	-	-	-	-	-	
	Beryllium (Filtered)	µg/L	0.1				-	-	-	-	-	-	-	-	-	-	-	-	-	
	Boron	µg/L	20	1000[#1]	7000[#4]	2000[#4]	-	-	52.4	50.9	61.2	61.8	65.7	63.9	69.4	56.4	65.4	-	-	<20
	Boron (Filtered)	µg/L	10	1000[#1]	7000[#4]	2000[#4]	131	68.9	-	-	54.8	58.1	61.6	60.9	58.3	67.9	65.7	12.7	18.1	16.1
	Cadmium	µg/L	0.5	5[#1]	0.2[#5]	0.08[#6]	-	-	<0.5	<0.5	<0.5	<0.5	<0.5	<0.5	<0.5	<0.5	<0.5	-	-	<0.5
	Cadmium (Filtered)	µg/L	0.08	5[#1]	0.2[#5]	0.08[#6]	<0.08	<0.08	<0.08	<0.08	<0.08	<0.08	<0.08	<0.08	<0.08	<0.08	<0.08	<0.08	<0.08	<0.08
	Chromium (hexavalent) (Filtered)	µg/L	3		0.6[#5]	3.4[#5]	<3	<3	<3	<3	<3	<3	<3	<3	<3	<3	<3	<3	<3	<3
	Chromium	µg/L	3	50[#1]	0.6[#5]	3.4[#7]	-	-	<3	<3	3.77	<3	<3	4.65	3.58	<3	<3	-	-	12.7
	Chromium (Filtered)	µg/L	1	50[#1]	0.6[#5]	3.4[#7]	<1	1.72	<1	<1	<1	<1	<1	1.15	<1	<1	<1	1.67	<1	<1
	Chromium (Trivalent) (Filtered)	µg/L	3			4.7[#5]	<3	<3	<3	<3	<3	<3	<3	<3	<3	<3	<3	<3	<3	<3
	Cobalt (Filtered)	µg/L	0.5		3[#8]	3[#8]	23.5	20.5	25.9	25.6	24.8	26.7	27.4	26.1	26.5	29.4	31	<0.5	0.994	0.822
	Copper	µg/L	1	2000[#1]	3.76[#9]	1(bio)[#10]	-	-	-	-	1.04	1.15	<1	1.21	2.81	2.21	<1	-	-	12.9
	Copper (Filtered)	µg/L	0.3	2000[#1]	3.76[#9]	1(bio)[#10]	1.47	<0.3	-	-	<0.3	<0.3	0.427	<0.3	<0.3	0.669	<0.3	0.687	0.38	-
	Iron (Filtered)	µg/L	19	200[#1]	1000[#2]	1000[#2]	11,000	36,300	46,300	42,800	35,200	30,100	31,400	26,100	22,700	25,500	25,600	21	79.8	<19
	Lead	µg/L	1	10[#1]	1.3[#5]	1.2(bio)[#10]	-	-	-	-	-	-	-	-	-	-	-	-	-	-
	Lead (Filtered)	µg/L	0.2	10[#1]	1.3[#5]	1.2(bio)[#10]	<0.2	0.292	<0.2	<0.2	<0.2	<0.2	0.279	<0.2	<0.2	0.259	0.253	<0.2	<0.2	<0.2
	Manganese	µg/L	1	50[#1]		123(bio)[#11]	-	-	4750	4680	3990	4100	4140	3990	3920	3560	4010	-	-	353
	Manganese (Filtered)	µg/L	3	50[#1]		123(bio)[#11]	2720	3930	4420	4350	3980	3990	4000	3940	3920	3860	3590	7.37	49.8	23.2
	Mercury	µg/L	0.02	1[#1]	0.07(MAC)[#12]	0.07(MAC)[#12]	-	-	<0.02	<0.02	<0.02	<0.02	<0.02	<0.02	<0.02	<0.02	<0.02	-	-	0.0332
	Mercury (Filtered)	µg/L	0.01	1[#1]	0.07(MAC)[#12]	0.07(MAC)[#12]	<0.01	<0.01	<0.01	<0.01	<0.01	<0.01	<0.01	<0.01	<0.01	<0.01	<0.01	<0.01	<0.01	<0.01
	Molybdenum	µg/L	9	70[#13]			-	-	-	-	-	-	-	-	-	-	-	-	-	<9
	Molybdenum (Filtered)	µg/L	3	70[#13]			-	-	-	-				-	-			-	-	
	Nickel	µg/L	1	20[#1]	8.6[#5]	4(bio)[#10]	-	-	14.9	13.5	15.8	17.7	18.3	20.9	23	34.3	26.4	-	-	17.8
	Nickel (Filtered)	µg/L	0.4	20[#1]	8.6[#5]	4(bio)[#10]	23.3	21.8	13.1	12.8	14.6	17	18.2	19.8	20	36.4	24.2	2.89	5.76	2.59

						Location	BH01002	BH01002	BH01002	BH01002	BH01002	BH01002	BH01002	BH01002	BH01002	BH01002	BH01002	BH01003	BH01003	BH01003
						Sampled_Date_Time	########	20/01/2020	11/03/2020	11/03/2020	31/03/2020	28/04/2020	28/04/2020	28/05/2020	28/05/2020	24/06/2020	01/10/2020	16/12/2019	20/01/2020	11/03/2020
						Sample_Depth_Avg	14.07	14.37	16.5	16.5	16	16	16	17	17	15	14.29	52.4	57.2	69
						Project_ID	LTC - Phase 2	LTC - Phase 2	LTC - Phase 2	LTC - Phase 2	LTC - Phase 2 LTM	LTC - Phase 2 LTM	LTC - Phase 2 LTM	LTC - Phase 2	LTC - Phase 2	LTC - Phase 2 LTM	LTC - Phase 2 LTM	LTC - Phase 2	LTC - Phase 2	LTC - Phase 2 LTM
				UK Drinking Water Standards	UK Estuaries and coastal waters EQS	UK Freshwater EQS														
Chem_Group	**Analyte**	**Units**	**MDL**																	
	Selenium	µg/L	1	10[#1]			-	-	<1	<1	<1	<1	<1	<1	<1	<1	<1	-	-	1.55
	Selenium (Filtered)	µg/L	1	10[#1]			1.49	<1	-	-	-	-	-	-	-	-	-	1.01	1.09	-
	Strontium (Filtered)	µg/L	1				-	-	-	-	950	1010	1020	1060	1030	1080	1090	-	-	283
	Vanadium	µg/L	5		100[#14]	20[#15]	-	-	-	-	-	-	-	-	-	-	-	-	-	15
	Vanadium (Filtered)	µg/L	1		100[#14]	20[#15]	-	-	-	-				-	-			-	-	
	Zinc	µg/L	5	3000[#16]	7.9[#17]	10.9(bio)[#10]	-	-	22.7	14.9	11.9	20.7	12.8	24	38.8	33.2	9.45	-	-	51.3
	Zinc (Filtered)	µg/L	1	3000[#16]	7.9[#17]	10.9(bio)[#10]	3.76	9.05	-	-	-	-	-	-	-	-	-	6.47	7.29	-
Inorganics	Total Hardness	mg/l	0.35				1450	832	856	835	818	832	842	865	854	757	900	339	356	616
	Alkalinity (Bicarbonate as CaCO3)	mg/L	2				1270	495	303	299	-	-	-	245	249	-	256	290	295	-
	Alkalinity (Bicarbonate) as HCO3	mg/L	2				1540	604	369	365	317	354	336	299	303	280	-	354	360	532
	Alkalinity (total) as CaCO3	mg/L	2								260	290	275			230	210			436
	Ammoniacal Nitrogen as N (Filtered)	mg/L	0.01		0.021[#2]	0.6[#18]	0.159	0.194	0.221	0.234	0.22	0.245	0.288	0.236	0.204	0.848	0.215	0.0644	0.0314	0.0387
	Ammoniacal Nitrogen as NH3	mg/L	0.2				-	-	-	-	-	-	-	-	-	-	-	-	-	-
	Ammoniacal Nitrogen as NH3 (Filtered)	mg/L	0.01				-	-	-	-	-	-	-	-	-	-	-	-	-	-
	Bromide (Filtered)	mg/L	0.06				-	-	-	-	0.379	0.346	0.226	0.33	0.214	0.23	0.324	-	-	<0.3
	Calcium (Filtered)	mg/L	0.2				208	220	231	231	232	241	242	268	259	247	247	130	111	114
	Chloride (Filtered)	mg/L	0.08	250[#1]		250[#4]	425	339	353	368	401	393	398	383	384	409	393	53.5	54.2	56.6
	Cyanide (Free) (Filtered)	µg/L	2.5	50[#1]	1[#2]	1[#2]	<2.5	<2.5	<2.5	<2.5	<2.5	<2.5	<2.5	<2.5	<2.5	<2.5	<2.5	<2.5	<2.5	<2.5
	Cyanide Total (Filtered)	µg/L	5	50[#1]	1[#2]	1[#2]	<5	<5	<5	<5	<5	<5	<5	<5	<5	<5	<5	<5	<5	<5
	cyanides-complex (Filtered)	µg/L	5	50[#1]	1[#2]	1[#2]	<5	<5	<5	<5	<5	<5	<5	<5	<5	<5	<5	<5	<5	<5
	Fluoride (Filtered)	µg/L	500	1500[#1]	5000[#8]	1000[#19]	<500	<500	512	<500	559	<500	<500	<500	<500	<500	<500	<500	<500	<500
	Iodide	mg/L					-	-	-	-	<0.1	<0.1	<0.1	<0.1	<0.1	<0.1	<0.1	-	-	<0.1
	Magnesium (Filtered)	mg/L	0.036				52.5	57.3	55.7	55	58.6	54.1	55.1	68.1	68.3	57.7	58	4.52	4.22	4.21
	Nitrate (as N) (Filtered)	mg/L	0.0677				<0.0677	<0.0677	-	-	<0.3	<0.3	<0.3	-	-	<0.3	<0.3	3.75	3.58	18.2
	Nitrate (as NO3-) (Filtered)	mg/L	0.3	50(NO3)[#20]			<0.3	<0.3	<0.3	<0.3	-	-	-	<0.3	<0.3	-	-	16.6	15.9	-
	Nitrite (as NO2-) (Filtered)	mg/L	0.04	0.5(NO2)[#21]			-	-	-	-				-	-			-	-	
	Phosphorus	µg/L	20				-	-	-	-	74.8	74.2	78.4	63.6	78.7	65.2	49.1	-	-	285

						Location	BH01002	BH01002	BH01002	BH01002	BH01002	BH01002	BH01002	BH01002	BH01002	BH01002	BH01002	BH01003	BH01003	BH01003
						Sampled_Date_Time	########	20/01/2020	11/03/2020	11/03/2020	31/03/2020	28/04/2020	28/04/2020	28/05/2020	28/05/2020	24/06/2020	01/10/2020	16/12/2019	20/01/2020	11/03/2020
						Sample_Depth_Avg	14.07	14.37	16.5	16.5	16	16	16	17	17	15	14.29	52.4	57.2	69
						Project_ID	LTC - Phase 2	LTC - Phase 2	LTC - Phase 2	LTC - Phase 2	LTC - Phase 2 LTM	LTC - Phase 2 LTM	LTC - Phase 2 LTM	LTC - Phase 2	LTC - Phase 2	LTC - Phase 2 LTM	LTC - Phase 2 LTM	LTC - Phase 2	LTC - Phase 2	LTC - Phase 2 LTM
				UK Drinking Water Standards	UK Estuaries and coastal waters EQS	UK Freshwater EQS														
Chem_Group	**Analyte**	**Units**	**MDL**																	
	Phosphorus (Filtered)	µg/L	10				-	-	-	-	57.1	37.4	62.3	45	21.3	40.4	34.3	-	-	-
	Potassium (Filtered)	mg/L	0.2				11.8	7.31	6.3	6.29	6.84	7.13	7.21	8.36	8.37	7.68	7.93	4.1	3.81	3.89
	Sodium (Filtered)	mg/L	0.076	200[#1]			273	161	142	142	152	136	138	167	168	147	148	29.1	27.9	28.5
	Sulphate (Filtered)	mg/L	2	250(SO4)[#22]		400[#4]	195	176	296	294	315	323	331	334	340	345	350	13.2	10.7	10.5
	Orthophosphate as P (Filtered)	µg/L	20				<20	<20	<20	<20	-	-	-	-	-	-	-	<20	<20	<20
PAH	Naphthalene	µg/L	0.01		2[#2]	2[#2]	<0.02	0.0132	<0.01	0.0111	0.0211	0.0147	0.0145	0.0133	0.0136	0.0392	<0.01	<0.01	<0.01	<0.01
	Acenaphthene	µg/L	0.005			No UK EQS	<0.01	<0.005	<0.005	<0.005	<0.005	<0.005	<0.005	<0.005	<0.005	<0.005	<0.005	<0.005	<0.005	<0.005
	Acenaphthylene	µg/L	0.005			No UK EQS	<0.01	0.00551	<0.005	<0.005	0.00888	<0.005	<0.005	<0.005	<0.005	0.00521	<0.005	<0.005	<0.005	<0.005
	Fluoranthene	µg/L	0.005		0.0063[#2]	0.0063[#2]	0.206	0.0274	<0.005	<0.005	<0.005	<0.005	<0.005	<0.005	0.0118	<0.005	<0.005	0.0497	0.0282	<0.005
	Anthracene	µg/L	0.005		0.1[#2]	0.1[#2]	0.0261	<0.005	<0.005	<0.005	<0.005	<0.005	<0.005	<0.005	<0.005	<0.005	<0.005	<0.005	<0.005	<0.005
	Phenanthrene	µg/L	0.005			No UK EQS	0.0835	0.0104	<0.005	<0.005	<0.005	<0.005	<0.005	<0.005	<0.005	<0.005	<0.005	0.0212	<0.005	<0.005
	Fluorene	µg/L	0.005			No UK EQS	<0.01	<0.005	<0.005	<0.005	<0.005	<0.005	<0.005	<0.005	<0.005	<0.005	<0.005	<0.005	<0.005	<0.005
	Chrysene	µg/L	0.005			No UK EQS	0.0837	<0.005	<0.005	<0.005	<0.005	<0.005	<0.005	<0.005	<0.005	<0.005	<0.005	0.0257	0.0103	<0.005
	Pyrene	µg/L	0.005			No UK EQS	0.177	0.0296	<0.005	<0.005	<0.005	<0.005	<0.005	<0.005	0.0111	<0.005	<0.005	0.0474	0.0277	<0.005
	Benzo(a)anthracene	µg/L	0.005			No UK EQS	0.0699	<0.005	<0.005	<0.005	<0.005	<0.005	<0.005	<0.005	<0.005	<0.005	<0.005	0.0254	0.012	<0.005
	Benzo(b)fluoranthene	µg/L	0.005	0.025[#23]	See BaP[#24]	See BaP[#24]	0.129	0.0281	<0.005	<0.005	<0.005	<0.005	<0.005	<0.005	<0.005	<0.005	<0.005	0.0436	0.0187	<0.005
	Benzo(k)fluoranthene	µg/L	0.005	0.025[#23]	See BaP[#24]	See BaP[#24]	0.0776	0.0122	<0.005	<0.005	<0.005	<0.005	<0.005	<0.005	<0.005	<0.005	<0.005	0.0188	0.00909	<0.005
	Benzo(a)pyrene	µg/L	0.002	0.01[#1]	0.00017[#24]	0.00017[#24]	0.107	0.0212	<0.002	<0.002	<0.002	<0.002	<0.002	<0.002	<0.002	<0.002	<0.002	0.0272	0.0134	<0.002
	Dibenz(a,h)anthracene	µg/L	0.005			No UK EQS	<0.01	0.011	<0.005	<0.005	<0.005	<0.005	<0.005	<0.005	<0.005	<0.005	<0.005	<0.005	<0.005	<0.005
	Benzo(g,h,i)perylene	µg/L	0.005	0.025[#23]	See BaP[#24]	See BaP[#24]	<0.01	0.0112	<0.005	<0.005	<0.005	<0.005	<0.005	<0.005	<0.005	<0.005	<0.005	0.0319	<0.005	<0.005
	Indeno(1,2,3-c,d)pyrene	µg/L	0.005	0.025[#23]	See BaP[#24]	See BaP[#24]	<0.01	0.0182	<0.005	<0.005	<0.005	<0.005	<0.005	<0.005	<0.005	<0.005	<0.005	0.0183	<0.005	<0.005
	PAH 16 Total	µg/L	0.082				0.96	0.188	<0.082	<0.082	<0.082	<0.082	<0.082	<0.082	<0.082	<0.082	<0.082	0.309	0.119	<0.082
TPH CWG	>C5-C6 Aliphatics	µg/L	10	See TPH	See TPH	See TPH	<10	<10	<10	<10	<10	<10	<10	<10	<10	<10	<10	<10	<10	<10
	>C6-C8 Aliphatics	µg/L	10	See TPH	See TPH	See TPH	<10	<10	<10	<10	<10	<10	<10	<10	<10	<10	<10	<10	<10	<10
	>C8-C10 Aliphatics	µg/L	10	See TPH	See TPH	See TPH	14	<10	<10	<10	<10	<10	<10	<10	<10	<10	<10	<10	<10	<10
	>C10-C12 Aliphatics	µg/L	10	See TPH	See TPH	See TPH	15	<10	<10	<10	<10	<10	<10	<10	<10	<10	<10	<10	<10	<10
	>C12-C16 Aliphatics	µg/L	10	See TPH	See TPH	See TPH	52	<10	<10	<10	<10	<10	<10	<10	<10	<10	<10	<10	<10	<10

						Location	BH01002	BH01002	BH01002	BH01002	BH01002	BH01002	BH01002	BH01002	BH01002	BH01002	BH01002	BH01003	BH01003	BH01003
						Sampled_Date_Time	########	20/01/2020	11/03/2020	11/03/2020	31/03/2020	28/04/2020	28/04/2020	28/05/2020	28/05/2020	24/06/2020	01/10/2020	16/12/2019	20/01/2020	11/03/2020
						Sample_Depth_Avg	14.07	14.37	16.5	16.5	16	16	16	17	17	15	14.29	52.4	57.2	69
						Project_ID	LTC - Phase 2	LTC - Phase 2	LTC - Phase 2	LTC - Phase 2	LTC - Phase 2 LTM	LTC - Phase 2 LTM	LTC - Phase 2 LTM	LTC - Phase 2	LTC - Phase 2	LTC - Phase 2 LTM	LTC - Phase 2 LTM	LTC - Phase 2	LTC - Phase 2	LTC - Phase 2 LTM
				UK Drinking Water Standards	UK Estuaries and coastal waters EQS	UK Freshwater EQS														
Chem_Group	**Analyte**	**Units**	**MDL**																	
	>C16-C21 Aliphatics	µg/L	10	See TPH	See TPH	See TPH	141	<10	<10	<10	<10	<10	<10	<10	<10	<10	<10	<10	<10	<10
	>C21-C35 Aliphatics	µg/L	10	See TPH	See TPH	See TPH	1060	<10	<10	<10	<10	<10	<10	<10	<10	<10	<10	<10	<10	<10
	>C16-C35 Aliphatics	µg/L	10				1200	<10	<10	<10	<10	<10	<10	<10	<10	<10	<10	<10	<10	<10
	Total Aliphatics >C12-C35	µg/L	10				1260	<10	<10	<10	<10	<10	<10	<10	<10	<10	<10	<10	<10	<10
	>EC5-EC7 Aromatics	µg/L	10								-	-	-			-	-			-
	>EC6-EC7 Aromatics	µg/L	10				<10	<10	<10	<10	<10	<10	<10	<10	<10	<10	<10	<10	<10	<10
	>EC7-EC8 Aromatics	µg/L	10	See TPH	See TPH	See TPH	<10	<10	<10	<10	<10	<10	<10	<10	<10	<10	<10	<10	<10	<10
	>EC8-EC10 Aromatics	µg/L	10	See TPH	See TPH	See TPH	<10	<10	<10	<10	<10	<10	<10	<10	<10	<10	<10	<10	<10	<10
	>EC10-EC12 Aromatics	µg/L	10	See TPH	See TPH	See TPH	10	<10	<10	<10	<10	<10	<10	<10	<10	<10	<10	<10	<10	<10
	>EC12-EC16 Aromatics	µg/L	10	See TPH	See TPH	See TPH	10	<10	<10	<10	<10	<10	<10	<10	<10	<10	<10	<10	<10	<10
	>EC16-EC21 Aromatics	µg/L	10	See TPH	See TPH	See TPH	21	<10	<10	<10	<10	<10	<10	<10	<10	<10	<10	<10	<10	<10
	>EC21-EC35 Aromatics	µg/L	10	See TPH	See TPH	See TPH	422	20	<10	<10	<10	<10	<10	<10	<10	<10	<10	<10	<10	<10
	Total Aromatics >EC12-EC35	µg/L	10				453	20	<10	<10	<10	<10	<10	<10	<10	<10	<10	<10	<10	<10
	TPH >C5-C35 Aliphatics/Aromatics	µg/L	10	|10[#25]	|50[#26]	|50[#26]	1770	21	<10	<10	<10	14	13	<10	10	<10	<10	<10	<10	<10
TPH	GRO >C5-12	µg/L	50				60	<50	<50	<50	<50	<50	<50	<50	<50	<50	<50	<50	<50	<50
BTEX and MTBE	Benzene	µg/L	1	1[#1]	8[#2]	10[#2]	<7	<7	<7	<7	<7	<7	<7	<7	<7	<7	<7	<7	<7	<7
	Toluene	µg/L	1	700[#3]	74[#2]	74[#2]	<4	<4	<4	<4	<4	<4	<4	<4	<4	<4	<4	<4	<4	<4
	Ethylbenzene	µg/L	1	300[#3]	20[#27]	20[#27]	<5	<5	<5	<5	<5	<5	<5	<5	<5	<5	<5	<5	<5	<5
	Xylene (m & p)	µg/L	1	250[#28]	15[#29]	15[#29]	<8	<8	<8	<8	<8	<8	<8	<8	<8	<8	<8	<8	<8	<8
	Xylene (o)	µg/L	1	250[#28]	15[#29]	15[#29]	<3	<3	<3	<3	<3	<3	<3	<3	<3	<3	<3	<3	<3	<3
	Xylene Total	µg/L	2	500[#3]	30[#4]	30[#4]	<11	<11	<11	<11	<11	<11	<11	<11	<11	<11	<11	<11	<11	<11
	MTBE	µg/L	1	15[#30]	15[#30]	15[#31]	<3	<3	<3	<3	<3	<3	<3	<3	<3	<3	<3	<3	<3	<3
	Total BTEX	µg/L	28				<28	<28	<28	<28	<28	<28	<28	<28	<28	<28	<28	<28	<28	<28
VOC	Styrene	µg/L	1		50[#4]	50[#4]	-	-	-	-	-	-	-	-	-	-	-	-	-	-
	cis-1,3-dichloropropene	µg/L	1				-	-	-	-	-	-	-	-	-	-	-	-	-	-
	trans-1,3-dichloropropene	µg/L	1				-	-	-	-	-	-	-	-	-	-	-	-	-	-
	1,1,1,2-tetrachloroethane	µg/L	1			70[#32]	-	-	-	-	-	-	-	-	-	-	-	-	-	-

						Location	BH01002	BH01002	BH01002	BH01002	BH01002	BH01002	BH01002	BH01002	BH01002	BH01002	BH01002	BH01003	BH01003	BH01003
						Sampled_Date_Time	########	20/01/2020	11/03/2020	11/03/2020	31/03/2020	28/04/2020	28/04/2020	28/05/2020	28/05/2020	24/06/2020	01/10/2020	16/12/2019	20/01/2020	11/03/2020
						Sample_Depth_Avg	14.07	14.37	16.5	16.5	16	16	16	17	17	15	14.29	52.4	57.2	69
						Project_ID	LTC - Phase 2	LTC - Phase 2	LTC - Phase 2	LTC - Phase 2	LTC - Phase 2 LTM	LTC - Phase 2 LTM	LTC - Phase 2 LTM	LTC - Phase 2	LTC - Phase 2	LTC - Phase 2 LTM	LTC - Phase 2 LTM	LTC - Phase 2	LTC - Phase 2	LTC - Phase 2 LTM
				UK Drinking Water Standards	UK Estuaries and coastal waters EQS	UK Freshwater EQS														
Chem_Group	**Analyte**	**Units**	**MDL**																	
	1,1,1-trichloroethane	µg/L	1	2000[#33]	100[#4]	100[#4]	-	-	-	-	-	-	-	-	-	-	-	-	-	-
	1,1,2,2-tetrachloroethane	µg/L	1			70[#32]	-	-	-	-	-	-	-	-	-	-	-	-	-	-
	1,1,2-trichloroethane	µg/L	1		300[#4]	400[#4]	-	-	-	-	-	-	-	-	-	-	-	-	-	-
	1,1-dichloroethane	µg/L	1	2.8[#34]			-	-	-	-	-	-	-	-	-	-	-	-	-	-
	1,1-dichloroethene	µg/L	1	140[#35]			-	-	-	-	-	-	-	-	-	-	-	-	-	-
	1,1-dichloropropene	µg/L	1				-	-	-	-	-	-	-	-	-	-	-	-	-	-
	1,2,3-trichloropropane	µg/L	1				-	-	-	-	-	-	-	-	-	-	-	-	-	-
	1,2,4-trimethylbenzene	µg/L	1				-	-	-	-	-	-	-	-	-	-	-	-	-	-
	1,2-dibromo-3-chloropropane	µg/L	1				-	-	-	-	-	-	-	-	-	-	-	-	-	-
	1,2-dibromoethane	µg/L	1				-	-	-	-	-	-	-	-	-	-	-	-	-	-
	1,2-dichloroethane	µg/L	1	3[#1]	10[#2]	10[#2]	-	-	-	-	-	-	-	-	-	-	-	-	-	-
	1,2-dichloropropane	µg/L	1				-	-	-	-	-	-	-	-	-	-	-	-	-	-
	1,3,5-trimethylbenzene	µg/L	1				-	-	-	-	-	-	-	-	-	-	-	-	-	-
	1,3-dichloropropane	µg/L	1				-	-	-	-	-	-	-	-	-	-	-	-	-	-
	2,2-dichloropropane	µg/L	1				-	-	-	-	-	-	-	-	-	-	-	-	-	-
	2-chlorotoluene	µg/L	1				-	-	-	-	-	-	-	-	-	-	-	-	-	-
	4-chlorotoluene	µg/L	1				-	-	-	-	-	-	-	-	-	-	-	-	-	-
	Bromobenzene	µg/L	1				-	-	-	-	-	-	-	-	-	-	-	-	-	-
	Bromochloromethane	µg/L	1				-	-	-	-	-	-	-	-	-	-	-	-	-	-
	Bromodichloromethane	µg/L	1	25[#36]			-	-	-	-	-	-	-	-	-	-	-	-	-	-
	Bromoform	µg/L	1	25[#36]			-	-	-	-	-	-	-	-	-	-	-	-	-	-
	Bromomethane	µg/L	1				-	-	-	-	-	-	-	-	-	-	-	-	-	-
	Carbon disulfide	µg/L	1				-	-	-	-	-	-	-	-	-	-	-	-	-	-
	Carbon tetrachloride	µg/L	1	3[#1]	12[#2]	12[#2]	-	-	-	-	-	-	-	-	-	-	-	-	-	-
	Chlorodibromomethane	µg/L	1	25[#36]			-	-	-	-	-	-	-	-	-	-	-	-	-	-
	Chloroethane	µg/L	1				-	-	-	-	-	-	-	-	-	-	-	-	-	-
	Chloroform	µg/L	1	25[#36]	2.5[#2]	2.5[#2]	-	-	-	-	-	-	-	-	-	-	-	-	-	-

						Location	BH01002	BH01002	BH01002	BH01002	BH01002	BH01002	BH01002	BH01002	BH01002	BH01002	BH01002	BH01003	BH01003	BH01003
						Sampled_Date_Time	########	20/01/2020	11/03/2020	11/03/2020	31/03/2020	28/04/2020	28/04/2020	28/05/2020	28/05/2020	24/06/2020	01/10/2020	16/12/2019	20/01/2020	11/03/2020
						Sample_Depth_Avg	14.07	14.37	16.5	16.5	16	16	16	17	17	15	14.29	52.4	57.2	69
						Project_ID	LTC - Phase 2	LTC - Phase 2	LTC - Phase 2	LTC - Phase 2	LTC - Phase 2 LTM	LTC - Phase 2 LTM	LTC - Phase 2 LTM	LTC - Phase 2	LTC - Phase 2	LTC - Phase 2 LTM	LTC - Phase 2 LTM	LTC - Phase 2	LTC - Phase 2	LTC - Phase 2 LTM
				UK Drinking Water Standards	UK Estuaries and coastal waters EQS	UK Freshwater EQS														
Chem_Group	**Analyte**	**Units**	**MDL**																	
	Chloromethane	µg/L	1				-	-	-	-	-	-	-	-	-	-	-	-	-	-
	cis-1,2-dichloroethene	µg/L	1	25[#37]			-	-	-	-	-	-	-	-	-	-	-	-	-	-
	Dibromomethane	µg/L	1				-	-	-	-	-	-	-	-	-	-	-	-	-	-
	Dichlorodifluoromethane	µg/L	1				-	-	-	-	-	-	-	-	-	-	-	-	-	-
	Dichloromethane	µg/L	3		20[#2]	20[#2]	-	-	-	-	-	-	-	-	-	-	-	-	-	-
	Isopropylbenzene	µg/L	1				-	-	-	-	-	-	-	-	-	-	-	-	-	-
	n-butylbenzene	µg/L	1				-	-	-	-	-	-	-	-	-	-	-	-	-	-
	n-propylbenzene	µg/L	1				-	-	-	-	-	-	-	-	-	-	-	-	-	-
	p-isopropyltoluene	µg/L	1				-	-	-	-	-	-	-	-	-	-	-	-	-	-
	sec-butylbenzene	µg/L	1				-	-	-	-	-	-	-	-	-	-	-	-	-	-
	Trichloroethene	µg/L	1	5[#38]	10[#2]	10[#2]	-	-	-	-	-	-	-	-	-	-	-	-	-	-
	tert-butylbenzene	µg/L	1				-	-	-	-	-	-	-	-	-	-	-	-	-	-
	Tetrachloroethene	µg/L	1	5[#38]	10[#2]	10[#2]	-	-	-	-	-	-	-	-	-	-	-	-	-	-
	trans-1,2-dichloroethene	µg/L	1	25[#37]			-	-	-	-	-	-	-	-	-	-	-	-	-	-
	Trichlorofluoromethane	µg/L	1				-	-	-	-	-	-	-	-	-	-	-	-	-	-
	Vinyl chloride	µg/L	1	0.5[#1]			-	-	-	-	-	-	-	-	-	-	-	-	-	-
	tert-Amyl methyl ether	µg/L	1				-	-	-	-	-	-	-	-	-	-	-	-	-	-
VOC/SVOC	1,2,3-trichlorobenzene	µg/L	0.01		0.13[#39]	0.13[#39]	-	-	-	-	-	-	-	-	-	-	-	-	-	-
	1,2,4-trichlorobenzene	µg/L	0.01		0.13[#39]	0.13[#39]	-	-	-	-	-	-	-	-	-	-	-	-	-	-
	1,2-dichlorobenzene	µg/L	1		6.7[#40]	6.7[#40]	-	-	-	-	-	-	-	-	-	-	-	-	-	-
	1,3,5-Trichlorobenzene	µg/L	0.01		0.13[#39]	0.13[#39]	-	-	-	-	-	-	-	-	-	-	-	-	-	-
	1,3-dichlorobenzene	µg/L	1		6.7[#40]	6.7[#40]	-	-	-	-	-	-	-	-	-	-	-	-	-	-
	1,4-dichlorobenzene	µg/L	1		6.7[#40]	6.7[#40]	-	-	-	-	-	-	-	-	-	-	-	-	-	-
	Chlorobenzene	µg/L	1	100[#41]			-	-	-	-	-	-	-	-	-	-	-	-	-	-
	Hexachlorobutadiene	µg/L	0.01		0.6(MAC)[#12]	0.6(MAC)[#12]	-	-	-	-	-	-	-	-	-	-	-	-	-	-
SVOC	4-bromophenyl phenyl ether	µg/L	1				-	-	-	-	-	-	-	-	-	-	-	-	-	-
	4-nitroaniline	µg/L	1				-	-	-	-	-	-	-	-	-	-	-	-	-	-

						Location	BH01002	BH01002	BH01002	BH01002	BH01002	BH01002	BH01002	BH01002	BH01002	BH01002	BH01002	BH01003	BH01003	BH01003
						Sampled_Date_Time	########	20/01/2020	11/03/2020	11/03/2020	31/03/2020	28/04/2020	28/04/2020	28/05/2020	28/05/2020	24/06/2020	01/10/2020	16/12/2019	20/01/2020	11/03/2020
						Sample_Depth_Avg	14.07	14.37	16.5	16.5	16	16	16	17	17	15	14.29	52.4	57.2	69
						Project_ID	LTC - Phase 2	LTC - Phase 2	LTC - Phase 2	LTC - Phase 2	LTC - Phase 2 LTM	LTC - Phase 2 LTM	LTC - Phase 2 LTM	LTC - Phase 2	LTC - Phase 2	LTC - Phase 2 LTM	LTC - Phase 2 LTM	LTC - Phase 2	LTC - Phase 2	LTC - Phase 2 LTM
				UK Drinking Water Standards	UK Estuaries and coastal waters EQS	UK Freshwater EQS														
Chem_Group	**Analyte**	**Units**	**MDL**																	
	4-nitrophenol	µg/L	1				-	-	-	-	-	-	-	-	-	-	-	-	-	-
	2,4,5-trichlorophenol	µg/L	1				-	-	-	-	-	-	-	-	-	-	-	-	-	-
	2,4,6-trichlorophenol	µg/L	1				-	-	-	-	-	-	-	-	-	-	-	-	-	-
	2,4-dichlorophenol	µg/L	1		0.42[#2]	4.2[#2]	-	-	-	-	-	-	-	-	-	-	-	-	-	-
	2,4-dimethylphenol	µg/L	1				-	-	-	-	-	-	-	-	-	-	-	-	-	-
	2,4-dinitrotoluene	µg/L	1				-	-	-	-	-	-	-	-	-	-	-	-	-	-
	2,6-dinitrotoluene	µg/L	1				-	-	-	-	-	-	-	-	-	-	-	-	-	-
	2-chloronaphthalene	µg/L	1				-	-	-	-	-	-	-	-	-	-	-	-	-	-
	2-chlorophenol	µg/L	1		50[#4]	50[#4]	-	-	-	-	-	-	-	-	-	-	-	-	-	-
	2-methylnaphthalene	µg/L	1				-	-	-	-	-	-	-	-	-	-	-	-	-	-
	2-methylphenol	µg/L	1				-	-	-	-	-	-	-	-	-	-	-	-	-	-
	2-nitroaniline	µg/L	1				-	-	-	-	-	-	-	-	-	-	-	-	-	-
	2-nitrophenol	µg/L	1				-	-	-	-	-	-	-	-	-	-	-	-	-	-
	3-nitroaniline	µg/L	1				-	-	-	-	-	-	-	-	-	-	-	-	-	-
	4,6-Dinitro-2-methylphenol	µg/L					-	-	-	-	-	-	-	-	-	-	-	-	-	-
	4-chloro-3-methylphenol	µg/L	1		40[#4]	40[#4]	-	-	-	-	-	-	-	-	-	-	-	-	-	-
	4-chloroaniline	µg/L	1				-	-	-	-	-	-	-	-	-	-	-	-	-	-
	4-chlorophenyl phenyl ether	µg/L	1				-	-	-	-	-	-	-	-	-	-	-	-	-	-
	4-methylphenol	µg/L	1				-	-	-	-	-	-	-	-	-	-	-	-	-	-
	Azobenzene	µg/L	1				-	-	-	-	-	-	-	-	-	-	-	-	-	-
	Bis(2-chloroethoxy) methane	µg/L	1				-	-	-	-	-	-	-	-	-	-	-	-	-	-
	Bis(2-chloroethyl)ether	µg/L	1				-	-	-	-	-	-	-	-	-	-	-	-	-	-
	Bis(2-ethylhexyl) phthalate	µg/L	2		1.3[#2]	1.3[#2]	-	-	-	-	-	-	-	-	-	-	-	-	-	-
	Butyl benzyl phthalate	µg/L	1		0.75[#2]	7.5[#2]	-	-	-	-	-	-	-	-	-	-	-	-	-	-
	Carbazole	µg/L	1				-	-	-	-	-	-	-	-	-	-	-	-	-	-
	Dibenzofuran	µg/L	1				-	-	-	-	-	-	-	-	-	-	-	-	-	-
	Diethylphthalate	µg/L	1		200[#4]	200[#4]	-	-	-	-	-	-	-	-	-	-	-	-	-	-

						Location	BH01002	BH01002	BH01002	BH01002	BH01002	BH01002	BH01002	BH01002	BH01002	BH01002	BH01002	BH01003	BH01003	BH01003
						Sampled_Date_Time	########	20/01/2020	11/03/2020	11/03/2020	31/03/2020	28/04/2020	28/04/2020	28/05/2020	28/05/2020	24/06/2020	01/10/2020	16/12/2019	20/01/2020	11/03/2020
						Sample_Depth_Avg	14.07	14.37	16.5	16.5	16	16	16	17	17	15	14.29	52.4	57.2	69
						Project_ID	LTC - Phase 2	LTC - Phase 2	LTC - Phase 2	LTC - Phase 2	LTC - Phase 2 LTM	LTC - Phase 2 LTM	LTC - Phase 2 LTM	LTC - Phase 2	LTC - Phase 2	LTC - Phase 2 LTM	LTC - Phase 2 LTM	LTC - Phase 2	LTC - Phase 2	LTC - Phase 2 LTM
				UK Drinking Water Standards	UK Estuaries and coastal waters EQS	UK Freshwater EQS														
Chem_Group	**Analyte**	**Units**	**MDL**																	
	Dimethyl phthalate	µg/L	1		800[#4]	800[#4]	-	-	-	-	-	-	-	-	-	-	-	-	-	-
	Di-n-butyl phthalate	µg/L	1		8[#4]	8[#4]	-	-	-	-	-	-	-	-	-	-	-	-	-	-
	Di-n-octyl phthalate	µg/L	5		20[#4]	20[#4]	-	-	-	-	-	-	-	-	-	-	-	-	-	-
	Hexachlorobenzene	µg/L	0.01		0.05(MAC)[#12]	0.05(MAC)[#12]	-	-	-	-	-	-	-	-	-	-	-	-	-	-
	Hexachlorocyclopentadiene	µg/L	1				-	-	-	-	-	-	-	-	-	-	-	-	-	-
	Hexachloroethane	µg/L	1				-	-	-	-	-	-	-	-	-	-	-	-	-	-
	Isophorone	µg/L	1				-	-	-	-	-	-	-	-	-	-	-	-	-	-
	Nitrobenzene	µg/L	1				-	-	-	-	-	-	-	-	-	-	-	-	-	-
	N-nitrosodi-n-propylamine	µg/L	1				-	-	-	-	-	-	-	-	-	-	-	-	-	-
	Pentachlorobenzene	µg/L	0.01		0.0007[#2]	0.007[#2]	-	-	-	-	-	-	-	-	-	-	-	-	-	-
	Pentachloronitrobenzene	µg/L	0.01				-	-	-	-	-	-	-	-	-	-	-	-	-	-
	Pentachlorophenol	µg/L	1		0.4[#2]	0.4[#2]	-	-	-	-	-	-	-	-	-	-	-	-	-	-
PCB	Heptachlorobiphenyl, 2,3,3,4,4,5,5- (PCB 189)	µg/L	0.015				-	-	-	-	-	-	-	-	-	-	-	-	-	-
	Hexachlorobiphenyl, 2,3,3,4,4,5- (PCB 156)	µg/L	0.015				-	-	-	-	-	-	-	-	-	-	-	-	-	-
	Hexachlorobiphenyl, 2,3,3,4,4,5- (PCB 157)	µg/L	0.015				-	-	-	-	-	-	-	-	-	-	-	-	-	-
	Hexachlorobiphenyl, 2,3,4,4,5,5- (PCB 167)	µg/L	0.015				-	-	-	-	-	-	-	-	-	-	-	-	-	-
	Hexachlorobiphenyl, 3,3,4,4,5,5- (PCB 169)	µg/L	0.015				-	-	-	-	-	-	-	-	-	-	-	-	-	-
	PCB 101	µg/L	0.015				-	-	-	-	-	-	-	-	-	-	-	-	-	-
	PCB 118	µg/L	0.015				-	-	-	-	-	-	-	-	-	-	-	-	-	-
	PCB 138	µg/L	0.015				-	-	-	-	-	-	-	-	-	-	-	-	-	-
	PCB 153	µg/L	0.015				-	-	-	-	-	-	-	-	-	-	-	-	-	-
	PCB 180	µg/L	0.015				-	-	-	-	-	-	-	-	-	-	-	-	-	-
	PCB 28	µg/L	0.015				-	-	-	-	-	-	-	-	-	-	-	-	-	-
	PCB 52	µg/L	0.015				-	-	-	-	-	-	-	-	-	-	-	-	-	-
	Pentachlorobiphenyl, 2,3,3,4,4- (PCB 105)	µg/L	0.015				-	-	-	-	-	-	-	-	-	-	-	-	-	-
	Pentachlorobiphenyl, 2,3,4,4,5- (PCB 114)	µg/L	0.015				-	-	-	-	-	-	-	-	-	-	-	-	-	-
	Pentachlorobiphenyl, 2,3,4,4,5- (PCB 123)	µg/L	0.015				-	-	-	-	-	-	-	-	-	-	-	-	-	-

						Location	BH01002	BH01002	BH01002	BH01002	BH01002	BH01002	BH01002	BH01002	BH01002	BH01002	BH01002	BH01003	BH01003	BH01003
						Sampled_Date_Time	########	20/01/2020	11/03/2020	11/03/2020	31/03/2020	28/04/2020	28/04/2020	28/05/2020	28/05/2020	24/06/2020	01/10/2020	16/12/2019	20/01/2020	11/03/2020
						Sample_Depth_Avg	14.07	14.37	16.5	16.5	16	16	16	17	17	15	14.29	52.4	57.2	69
						Project_ID	LTC - Phase 2	LTC - Phase 2	LTC - Phase 2	LTC - Phase 2	LTC - Phase 2 LTM	LTC - Phase 2 LTM	LTC - Phase 2 LTM	LTC - Phase 2	LTC - Phase 2	LTC - Phase 2 LTM	LTC - Phase 2 LTM	LTC - Phase 2	LTC - Phase 2	LTC - Phase 2 LTM
				UK Drinking Water Standards	UK Estuaries and coastal waters EQS	UK Freshwater EQS														
Chem_Group	**Analyte**	**Units**	**MDL**																	
	Pentachlorobiphenyl, 3,3,4,4,5- (PCB 126)	µg/L	0.015				-	-	-	-	-	-	-	-	-	-	-	-	-	-
	Tetrachlorobiphenyl, 3,3,4,4- (PCB 77)	µg/L	0.015				-	-	-	-	-	-	-	-	-	-	-	-	-	-
	Tetrachlorobiphenyl, 3,4,4,5- (PCB 81)	µg/L	0.015				-	-	-	-	-	-	-	-	-	-	-	-	-	-
	Total PCB 7 Congeners	µg/L	0.105				-	-	-	-	-	-	-	-	-	-	-	-	-	-
Phenolics	Xylenols (Filtered)	µg/L	0.5				<0.5	<0.5	<0.5	<0.5	<0.5	<0.5	<0.5	<0.5	<0.5	0.59	<0.5	<0.5	0.87	<0.5
	Cresol Total (Filtered)	µg/L	0.5				3.39	3.54	<0.5	<0.5	<0.5	<0.5	<0.5	<0.5	<0.5	<0.5	<0.5	<0.5	1.19	<0.5
	Phenol	µg/L	1	5800[#34]	7.7[#2]	7.7[#2]	-	-	-	-	-	-	-	-	-	-	-	-	-	-
	Phenol (Filtered)	µg/L	0.5	5800[#34]	7.7[#2]	7.7[#2]	<0.5	0.64	<0.5	<0.5	<0.5	<0.5	<0.5	<0.5	<0.5	<0.5	<0.5	<0.5	<0.5	<0.5
	Phenols Monohydric (Filtered)	µg/L	0.5				3.39	4.18	<0.5	<0.5	<0.5	<0.5	<0.5	<0.5	<0.5	0.59	<0.5	<0.5	2.06	<0.5
Organotins	Tributyltin	µg/L	0.001		0.0002[#2]	0.0002[#2]	-	-	-	-	-	-	-	-	-	-	-	-	-	-
Biological	Coliforms Total (Confirmed)	CFU/100mL					-	-	-	-	-	-	-	-	-	-	-	-	-	-
	Coliforms Total (Presumptive)	CFU/100mL					-	-	-	-	-	-	-	-	-	-	-	-	-	-
	Escherichia coli (Confirmed)	CFU/100mL					-	-	-	-	-	-	-	-	-	-	-	-	-	-
	Escherichia coli (Presumptive)	CFU/100mL					-	-	-	-	-	-	-	-	-	-	-	-	-	-
	Faecal streptococci (Confirmed)	CFU/100mL					-	-	-	-	-	-	-	-	-	-	-	-	-	-
	Faecal streptococci (Presumptive)	CFU/100mL					-	-	-	-	-	-	-	-	-	-	-	-	-	-
	Faecal Streptococci cfu/100ml	cfu/100ml					-	-	-	-				-	-			-	-	
	Coliform	cfu/100 ml					-	-	-	-				-	-			-	-	
	Salmonella	Detect					-	-	-	-	-	-	-	-	-	-	-	-	-	-
Pesticides	1-(3.4-Dichlorophenyl) urea (DCPU)	µg/l					-	-	-	-	-	-	-	-	-	-	-	-	-	-
	2-(4-Chlorophenoxy)propionic acid, 4-CPP	µg/l					-	-	-	-	-	-	-	-	-	-	-	-	-	-
	2-amino-N-(isopropyl)benzamide	µg/l					-	-	-	-	-	-	-	-	-	-	-	-	-	-
	2-Chloro-2.6-diethylacetanilide	µg/l					-	-	-	-	-	-	-	-	-	-	-	-	-	-
	Acibenzolar-S-methyl	µg/l					-	-	-	-	-	-	-	-	-	-	-	-	-	-
	Aminopyralid	µg/l					-	-	-	-	-	-	-	-	-	-	-	-	-	-
	Azoxystrobin	µg/L					-	-	-	-	-	-	-	-	-	-	-	-	-	-
	BAM	µg/l					-	-	-	-	-	-	-	-	-	-	-	-	-	-

						Location	BH01002	BH01002	BH01002	BH01002	BH01002	BH01002	BH01002	BH01002	BH01002	BH01002	BH01002	BH01003	BH01003	BH01003
						Sampled_Date_Time	########	20/01/2020	11/03/2020	11/03/2020	31/03/2020	28/04/2020	28/04/2020	28/05/2020	28/05/2020	24/06/2020	01/10/2020	16/12/2019	20/01/2020	11/03/2020
						Sample_Depth_Avg	14.07	14.37	16.5	16.5	16	16	16	17	17	15	14.29	52.4	57.2	69
						Project_ID	LTC - Phase 2	LTC - Phase 2	LTC - Phase 2	LTC - Phase 2	LTC - Phase 2 LTM	LTC - Phase 2 LTM	LTC - Phase 2 LTM	LTC - Phase 2	LTC - Phase 2	LTC - Phase 2 LTM	LTC - Phase 2 LTM	LTC - Phase 2	LTC - Phase 2	LTC - Phase 2 LTM
				UK Drinking Water Standards	UK Estuaries and coastal waters EQS	UK Freshwater EQS														
Chem_Group	**Analyte**	**Units**	**MDL**																	
	Benalaxyl	µg/l					-	-	-	-	-	-	-	-	-	-	-	-	-	-
	Bentazone methyl	µg/l					-	-	-	-	-	-	-	-	-	-	-	-	-	-
	Bifenox	µg/L					-	-	-	-	-	-	-	-	-	-	-	-	-	-
	Bitertanol	µg/l					-	-	-	-	-	-	-	-	-	-	-	-	-	-
	Boscalid	µg/l					-	-	-	-	-	-	-	-	-	-	-	-	-	-
	Cadusafos	µg/l					-	-	-	-	-	-	-	-	-	-	-	-	-	-
	Carfentrazone-ethyl	µg/L					-	-	-	-	-	-	-	-	-	-	-	-	-	-
	Chloridazon-desphenyl	µg/l					-	-	-	-	-	-	-	-	-	-	-	-	-	-
	Chloridazon-methyl desphenyl	µg/l					-	-	-	-	-	-	-	-	-	-	-	-	-	-
	Chlorotoluron-desmethyl	µg/l					-	-	-	-	-	-	-	-	-	-	-	-	-	-
	Chlorpropham	µg/L			10[#4]	10[#4]	-	-	-	-	-	-	-	-	-	-	-	-	-	-
	Clodinafop	µg/l					-	-	-	-	-	-	-	-	-	-	-	-	-	-
	Clomeprop	µg/l					-	-	-	-	-	-	-	-	-	-	-	-	-	-
	Crimidine	µg/l					-	-	-	-	-	-	-	-	-	-	-	-	-	-
	Cybutryne (Irgarol)	µg/l					-	-	-	-	-	-	-	-	-	-	-	-	-	-
	Cyprazine	µg/l					-	-	-	-	-	-	-	-	-	-	-	-	-	-
	Cyprodinil	µg/L					-	-	-	-	-	-	-	-	-	-	-	-	-	-
	Dichlofenthion	µg/l					-	-	-	-	-	-	-	-	-	-	-	-	-	-
	Dichlormid	µg/l					-	-	-	-	-	-	-	-	-	-	-	-	-	-
	Diethofencarb	µg/l					-	-	-	-	-	-	-	-	-	-	-	-	-	-
	Difenacoum	µg/l					-	-	-	-	-	-	-	-	-	-	-	-	-	-
	Dimefuron	µg/l					-	-	-	-	-	-	-	-	-	-	-	-	-	-
	Dimethachlo	µg/l					-	-	-	-	-	-	-	-	-	-	-	-	-	-
	Dimethenamid	µg/l					-	-	-	-	-	-	-	-	-	-	-	-	-	-
	Dimethomorph	µg/l					-	-	-	-	-	-	-	-	-	-	-	-	-	-
	Dinoterb	µg/l					-	-	-	-	-	-	-	-	-	-	-	-	-	-
	Diuron desmethyl (DCPMU)	µg/l					-	-	-	-	-	-	-	-	-	-	-	-	-	-

						Location	BH01002	BH01002	BH01002	BH01002	BH01002	BH01002	BH01002	BH01002	BH01002	BH01002	BH01002	BH01003	BH01003	BH01003
						Sampled_Date_Time	########	20/01/2020	11/03/2020	11/03/2020	31/03/2020	28/04/2020	28/04/2020	28/05/2020	28/05/2020	24/06/2020	01/10/2020	16/12/2019	20/01/2020	11/03/2020
						Sample_Depth_Avg	14.07	14.37	16.5	16.5	16	16	16	17	17	15	14.29	52.4	57.2	69
						Project_ID	LTC - Phase 2	LTC - Phase 2	LTC - Phase 2	LTC - Phase 2	LTC - Phase 2 LTM	LTC - Phase 2 LTM	LTC - Phase 2 LTM	LTC - Phase 2	LTC - Phase 2	LTC - Phase 2 LTM	LTC - Phase 2 LTM	LTC - Phase 2	LTC - Phase 2	LTC - Phase 2 LTM
				UK Drinking Water Standards	UK Estuaries and coastal waters EQS	UK Freshwater EQS														
Chem_Group	**Analyte**	**Units**	**MDL**																	
	Epoxiconazole	µg/l					-	-	-	-	-	-	-	-	-	-	-	-	-	-
	Etrimphos	µg/L	0.01				-	-	-	-	-	-	-	-	-	-	-	-	-	-
	Fenoxaprop	µg/l					-	-	-	-	-	-	-	-	-	-	-	-	-	-
	Fenpropidin	µg/l					-	-	-	-	-	-	-	-	-	-	-	-	-	-
	Fenuron	µg/l					-	-	-	-	-	-	-	-	-	-	-	-	-	-
	Fipronil	µg/L					-	-	-	-	-	-	-	-	-	-	-	-	-	-
	Florasulam	µg/l					-	-	-	-	-	-	-	-	-	-	-	-	-	-
	Fluazifop	µg/l					-	-	-	-	-	-	-	-	-	-	-	-	-	-
	Fluazifop-P-butyl	µg/L					-	-	-	-	-	-	-	-	-	-	-	-	-	-
	Foramsulfuron	µg/l					-	-	-	-	-	-	-	-	-	-	-	-	-	-
	Furathiocarb	µg/l					-	-	-	-	-	-	-	-	-	-	-	-	-	-
	Haloxyfop	µg/l					-	-	-	-	-	-	-	-	-	-	-	-	-	-
	Haloxyfop-p-methyl	µg/l					-	-	-	-	-	-	-	-	-	-	-	-	-	-
	Heptachlor epoxide	µg/L	0.01	0.03[#1]			-	-	-	-	-	-	-	-	-	-	-	-	-	-
	Imazamox	µg/l					-	-	-	-	-	-	-	-	-	-	-	-	-	-
	Indoxacarb	µg/L					-	-	-	-	-	-	-	-	-	-	-	-	-	-
	Isoproturon-desmethyl	µg/l					-	-	-	-	-	-	-	-	-	-	-	-	-	-
	Isoproturon-monodesmethyl	µg/l					-	-	-	-	-	-	-	-	-	-	-	-	-	-
	Isopyrazam	µg/l					-	-	-	-	-	-	-	-	-	-	-	-	-	-
	Kresoxim-methyl	µg/l					-	-	-	-	-	-	-	-	-	-	-	-	-	-
	Malaoxon	µg/l					-	-	-	-	-	-	-	-	-	-	-	-	-	-
	Mandipropamid	µg/l					-	-	-	-	-	-	-	-	-	-	-	-	-	-
	Mecarbam	µg/l					-	-	-	-	-	-	-	-	-	-	-	-	-	-
	Mesotrione	µg/l					-	-	-	-	-	-	-	-	-	-	-	-	-	-
	Metconazole	µg/l					-	-	-	-	-	-	-	-	-	-	-	-	-	-
	Metribuzin-desamino	µg/l					-	-	-	-	-	-	-	-	-	-	-	-	-	-
	Naptalam	µg/l					-	-	-	-	-	-	-	-	-	-	-	-	-	-

						Location	BH01002	BH01002	BH01002	BH01002	BH01002	BH01002	BH01002	BH01002	BH01002	BH01002	BH01002	BH01003	BH01003	BH01003
						Sampled_Date_Time	########	20/01/2020	11/03/2020	11/03/2020	31/03/2020	28/04/2020	28/04/2020	28/05/2020	28/05/2020	24/06/2020	01/10/2020	16/12/2019	20/01/2020	11/03/2020
						Sample_Depth_Avg	14.07	14.37	16.5	16.5	16	16	16	17	17	15	14.29	52.4	57.2	69
						Project_ID	LTC - Phase 2	LTC - Phase 2	LTC - Phase 2	LTC - Phase 2	LTC - Phase 2 LTM	LTC - Phase 2 LTM	LTC - Phase 2 LTM	LTC - Phase 2	LTC - Phase 2	LTC - Phase 2 LTM	LTC - Phase 2 LTM	LTC - Phase 2	LTC - Phase 2	LTC - Phase 2 LTM
				UK Drinking Water Standards	UK Estuaries and coastal waters EQS	UK Freshwater EQS														
Chem_Group	**Analyte**	**Units**	**MDL**																	
	Nicosulfuron	µg/l					-	-	-	-	-	-	-	-	-	-	-	-	-	-
	Nuarimol	µg/l					-	-	-	-	-	-	-	-	-	-	-	-	-	-
	Oxadixyl	µg/l					-	-	-	-	-	-	-	-	-	-	-	-	-	-
	Paraoxon-ethyl	µg/l					-	-	-	-	-	-	-	-	-	-	-	-	-	-
	Parathion-ethyl	µg/l					-	-	-	-	-	-	-	-	-	-	-	-	-	-
	Penconazole	µg/l					-	-	-	-	-	-	-	-	-	-	-	-	-	-
	Pencycuron	µg/l					-	-	-	-	-	-	-	-	-	-	-	-	-	-
	Phosphamidon II (E)	µg/l	0.01				-	-	-	-	-	-	-	-	-	-	-	-	-	-
	Pretilachlor	µg/l					-	-	-	-	-	-	-	-	-	-	-	-	-	-
	Primisulfuron-methyl	µg/l					-	-	-	-	-	-	-	-	-	-	-	-	-	-
	Prodiamine	µg/l					-	-	-	-	-	-	-	-	-	-	-	-	-	-
	Propaquizafop	µg/l					-	-	-	-	-	-	-	-	-	-	-	-	-	-
	Propetamphos	µg/L	0.01		0.03[#4]	0.03[#4]	-	-	-	-	-	-	-	-	-	-	-	-	-	-
	Prosulfocarb	µg/l					-	-	-	-	-	-	-	-	-	-	-	-	-	-
	Prothioconazole	µg/l					-	-	-	-	-	-	-	-	-	-	-	-	-	-
	Pyribenzoxim	µg/l					-	-	-	-	-	-	-	-	-	-	-	-	-	-
	Quinmerac	µg/l					-	-	-	-	-	-	-	-	-	-	-	-	-	-
	Quizalofop	µg/l					-	-	-	-	-	-	-	-	-	-	-	-	-	-
	Rimsulfuron	µg/l					-	-	-	-	-	-	-	-	-	-	-	-	-	-
	Sebuthylazine	µg/l					-	-	-	-	-	-	-	-	-	-	-	-	-	-
	Simazine-2-hydroxy	µg/l					-	-	-	-	-	-	-	-	-	-	-	-	-	-
	Sodium Acifluorfen	µg/L					-	-	-	-	-	-	-	-	-	-	-	-	-	-
	Sulfosulfuron	µg/l					-	-	-	-	-	-	-	-	-	-	-	-	-	-
	Tecnazene	µg/L	0.01		1[#4]	1[#4]	-	-	-	-	-	-	-	-	-	-	-	-	-	-
	Teflubenzuron	µg/l					-	-	-	-	-	-	-	-	-	-	-	-	-	-
	Terbuthylazine-desethyl	µg/l					-	-	-	-	-	-	-	-	-	-	-	-	-	-
	Terbuthylazine-desethyl-2-hydroxy	µg/l					-	-	-	-	-	-	-	-	-	-	-	-	-	-

						Location	BH01002	BH01002	BH01002	BH01002	BH01002	BH01002	BH01002	BH01002	BH01002	BH01002	BH01002	BH01003	BH01003	BH01003
						Sampled_Date_Time	########	20/01/2020	11/03/2020	11/03/2020	31/03/2020	28/04/2020	28/04/2020	28/05/2020	28/05/2020	24/06/2020	01/10/2020	16/12/2019	20/01/2020	11/03/2020
						Sample_Depth_Avg	14.07	14.37	16.5	16.5	16	16	16	17	17	15	14.29	52.4	57.2	69
						Project_ID	LTC - Phase 2	LTC - Phase 2	LTC - Phase 2	LTC - Phase 2	LTC - Phase 2 LTM	LTC - Phase 2 LTM	LTC - Phase 2 LTM	LTC - Phase 2	LTC - Phase 2	LTC - Phase 2 LTM	LTC - Phase 2 LTM	LTC - Phase 2	LTC - Phase 2	LTC - Phase 2 LTM
				UK Drinking Water Standards	UK Estuaries and coastal waters EQS	UK Freshwater EQS														
Chem_Group	**Analyte**	**Units**	**MDL**																	
	Terbuthylazine-hydroxy	µg/l					-	-	-	-	-	-	-	-	-	-	-	-	-	-
	Thiabendazole	µg/L			5[#4]	5[#4]	-	-	-	-	-	-	-	-	-	-	-	-	-	-
	Thiamethoxam	µg/L					-	-	-	-	-	-	-	-	-	-	-	-	-	-
	Tribenuron-methyl	µg/L					-	-	-	-	-	-	-	-	-	-	-	-	-	-
	Trietazine	µg/L	0.01				-	-	-	-	-	-	-	-	-	-	-	-	-	-
	Trifloxysulfuron-sodium	µg/l					-	-	-	-	-	-	-	-	-	-	-	-	-	-
	Triflusulfuron-methyl	µg/l					-	-	-	-	-	-	-	-	-	-	-	-	-	-
	Triforine	µg/l					-	-	-	-	-	-	-	-	-	-	-	-	-	-
	Triticonazole	µg/l					-	-	-	-	-	-	-	-	-	-	-	-	-	-
	Desmetryn	mg/L					-	-	-	-	-	-	-	-	-	-	-	-	-	-
	Simetryn	mg/L					-	-	-	-	-	-	-	-	-	-	-	-	-	-
	Clothianidin	µg/L					-	-	-	-	-	-	-	-	-	-	-	-	-	-
	Cymoxanil	µg/L					-	-	-	-	-	-	-	-	-	-	-	-	-	-
	Fluazifop-butyl	µg/L					-	-	-	-	-	-	-	-	-	-	-	-	-	-
	Imazamethabenz-methyl	µg/L					-	-	-	-	-	-	-	-	-	-	-	-	-	-
	Mesosulfuron-methyl	µg/L					-	-	-	-	-	-	-	-	-	-	-	-	-	-
	Metamitron	µg/L					-	-	-	-	-	-	-	-	-	-	-	-	-	-
	Metobromuron	µg/L					-	-	-	-	-	-	-	-	-	-	-	-	-	-
	Monuron	µg/L					-	-	-	-	-	-	-	-	-	-	-	-	-	-
	Secbumeton	µg/L					-	-	-	-	-	-	-	-	-	-	-	-	-	-
	Spiroxamine	µg/L					-	-	-	-	-	-	-	-	-	-	-	-	-	-
	Clomazon	µg/L					-	-	-	-	-	-	-	-	-	-	-	-	-	-
	Metazachlor	µg/L	0.01				-	-	-	-	-	-	-	-	-	-	-	-	-	-
	Methabenzthiazuran	µg/L					-	-	-	-	-	-	-	-	-	-	-	-	-	-
	Iprovalicarb	µg/L					-	-	-	-	-	-	-	-	-	-	-	-	-	-
	Chloroxuron	µg/L					-	-	-	-	-	-	-	-	-	-	-	-	-	-
	Neburon	µg/L					-	-	-	-	-	-	-	-	-	-	-	-	-	-

						Location	BH01002	BH01002	BH01002	BH01002	BH01002	BH01002	BH01002	BH01002	BH01002	BH01002	BH01002	BH01003	BH01003	BH01003
						Sampled_Date_Time	########	20/01/2020	11/03/2020	11/03/2020	31/03/2020	28/04/2020	28/04/2020	28/05/2020	28/05/2020	24/06/2020	01/10/2020	16/12/2019	20/01/2020	11/03/2020
						Sample_Depth_Avg	14.07	14.37	16.5	16.5	16	16	16	17	17	15	14.29	52.4	57.2	69
						Project_ID	LTC - Phase 2	LTC - Phase 2	LTC - Phase 2	LTC - Phase 2	LTC - Phase 2 LTM	LTC - Phase 2 LTM	LTC - Phase 2 LTM	LTC - Phase 2	LTC - Phase 2	LTC - Phase 2 LTM	LTC - Phase 2 LTM	LTC - Phase 2	LTC - Phase 2	LTC - Phase 2 LTM
				UK Drinking Water Standards	UK Estuaries and coastal waters EQS	UK Freshwater EQS														
Chem_Group	**Analyte**	**Units**	**MDL**																	
	Metribuzin	µg/L					-	-	-	-	-	-	-	-	-	-	-	-	-	-
	2,3,6-Trichlorobenzoic Acid (Tba)	µg/L					-	-	-	-	-	-	-	-	-	-	-	-	-	-
	2,4,5-Trichlorophenoxy Acetic Acid	µg/L					-	-	-	-	-	-	-	-	-	-	-	-	-	-
	2,4,5-TP (Silvex)	µg/L					-	-	-	-	-	-	-	-	-	-	-	-	-	-
	Pyrimethanil	µg/L					-	-	-	-	-	-	-	-	-	-	-	-	-	-
	Hedonal	µg/L			0.3[#2]	0.3[#2]	-	-	-	-	-	-	-	-	-	-	-	-	-	-
	2,4-DDT	µg/L	0.01		0.00625[#42]	0.00625[#42]	-	-	-	-	-	-	-	-	-	-	-	-	-	-
	Propachlor	µg/L	0.01				-	-	-	-	-	-	-	-	-	-	-	-	-	-
	Propamocarb	µg/L					-	-	-	-	-	-	-	-	-	-	-	-	-	-
	2,4-Dichlorprop	µg/L					-	-	-	-	-	-	-	-	-	-	-	-	-	-
	3-Hydroxy Carbofuran	µg/L					-	-	-	-	-	-	-	-	-	-	-	-	-	-
	4-(2,4-Dichlorophenoxy)butyric Acid (2,4-DB)	µg/L					-	-	-	-	-	-	-	-	-	-	-	-	-	-
	4,4-DDE	µg/L	0.01		0.00625[#42]	0.00625[#42]	-	-	-	-	-	-	-	-	-	-	-	-	-	-
	4-Bromo-3,5-dimethylphenyl-N-methylcarbamate	µg/L					-	-	-	-	-	-	-	-	-	-	-	-	-	-
	a-BHC	µg/L	0.01				-	-	-	-	-	-	-	-	-	-	-	-	-	-
	Acetochlor	µg/L					-	-	-	-	-	-	-	-	-	-	-	-	-	-
	Aldicarb	µg/L					-	-	-	-	-	-	-	-	-	-	-	-	-	-
	Aldicarb sulfone	µg/L					-	-	-	-	-	-	-	-	-	-	-	-	-	-
	Aldrin	µg/L	0.01	0.03[#1]	0.00125[#43]	0.0025[#44]	-	-	-	-	-	-	-	-	-	-	-	-	-	-
	Ametryn	µg/L					-	-	-	-	-	-	-	-	-	-	-	-	-	-
	Amidosulfuron	µg/L					-	-	-	-	-	-	-	-	-	-	-	-	-	-
	Acetamiprid	µg/L					-	-	-	-	-	-	-	-	-	-	-	-	-	-
	Aclonifen	µg/L					-	-	-	-	-	-	-	-	-	-	-	-	-	-
	Actril (Ioxynil)	µg/L			10[#4]	10[#4]	-	-	-	-	-	-	-	-	-	-	-	-	-	-
	Atraton	µg/L					-	-	-	-	-	-	-	-	-	-	-	-	-	-
	Atrazine	µg/L	0.01		0.6[#2]	0.6[#2]	-	-	-	-	-	-	-	-	-	-	-	-	-	-
	Azinophos methyl	µg/L	0.02		0.01[#8]	0.01[#8]	-	-	-	-	-	-	-	-	-	-	-	-	-	-

						Location	BH01002	BH01002	BH01002	BH01002	BH01002	BH01002	BH01002	BH01002	BH01002	BH01002	BH01002	BH01003	BH01003	BH01003
						Sampled_Date_Time	########	20/01/2020	11/03/2020	11/03/2020	31/03/2020	28/04/2020	28/04/2020	28/05/2020	28/05/2020	24/06/2020	01/10/2020	16/12/2019	20/01/2020	11/03/2020
						Sample_Depth_Avg	14.07	14.37	16.5	16.5	16	16	16	17	17	15	14.29	52.4	57.2	69
						Project_ID	LTC - Phase 2	LTC - Phase 2	LTC - Phase 2	LTC - Phase 2	LTC - Phase 2 LTM	LTC - Phase 2 LTM	LTC - Phase 2 LTM	LTC - Phase 2	LTC - Phase 2	LTC - Phase 2 LTM	LTC - Phase 2 LTM	LTC - Phase 2	LTC - Phase 2	LTC - Phase 2 LTM
				UK Drinking Water Standards	UK Estuaries and coastal waters EQS	UK Freshwater EQS														
Chem_Group	**Analyte**	**Units**	**MDL**																	
	Baygon	µg/L					-	-	-	-	-	-	-	-	-	-	-	-	-	-
	b-BHC	µg/L	0.01				-	-	-	-	-	-	-	-	-	-	-	-	-	-
	Benazolin	µg/L					-	-	-	-	-	-	-	-	-	-	-	-	-	-
	Bendiocarb	µg/L					-	-	-	-	-	-	-	-	-	-	-	-	-	-
	Bentazone	µg/L			500[#4]	500[#4]	-	-	-	-	-	-	-	-	-	-	-	-	-	-
	Bidrin	µg/L					-	-	-	-	-	-	-	-	-	-	-	-	-	-
	Bromacil	µg/L					-	-	-	-	-	-	-	-	-	-	-	-	-	-
	Bromazil	µg/L					-	-	-	-	-	-	-	-	-	-	-	-	-	-
	Bromophos-ethyl	µg/L					-	-	-	-	-	-	-	-	-	-	-	-	-	-
	Bromoxynil	µg/L			100[#4]	100[#4]	-	-	-	-	-	-	-	-	-	-	-	-	-	-
	Carbaryl	µg/L					-	-	-	-	-	-	-	-	-	-	-	-	-	-
	Carbendazim	µg/L				0.15[#4]	-	-	-	-	-	-	-	-	-	-	-	-	-	-
	Carbetamide	µg/L					-	-	-	-	-	-	-	-	-	-	-	-	-	-
	Carbofuran	µg/L					-	-	-	-	-	-	-	-	-	-	-	-	-	-
	Carbophenothion	µg/L	0.01				-	-	-	-	-	-	-	-	-	-	-	-	-	-
	Carboxin	µg/L					-	-	-	-	-	-	-	-	-	-	-	-	-	-
	Chlorbromuron	µg/L					-	-	-	-	-	-	-	-	-	-	-	-	-	-
	Chlordane (cis)	µg/L	0.01				-	-	-	-	-	-	-	-	-	-	-	-	-	-
	Azinphos Ethyl	µg/L	0.02				-	-	-	-	-	-	-	-	-	-	-	-	-	-
	Chlordane (trans)	µg/L	0.01				-	-	-	-	-	-	-	-	-	-	-	-	-	-
	Chlorfenvinphos	µg/L	0.01		0.1[#2]	0.1[#2]	-	-	-	-	-	-	-	-	-	-	-	-	-	-
	Chloridazon	µg/L					-	-	-	-	-	-	-	-	-	-	-	-	-	-
	Chlorotoluron	µg/L			2[#4]	2[#4]	-	-	-	-	-	-	-	-	-	-	-	-	-	-
	Chlorpyrifos	µg/L	0.01		0.03[#2]		-	-	-	-	-	-	-	-	-	-	-	-	-	-
	Chlorpyrifos-methyl	µg/L	0.01				-	-	-	-	-	-	-	-	-	-	-	-	-	-
	Chlorsulfuron	µg/L					-	-	-	-	-	-	-	-	-	-	-	-	-	-
	Clopyralid	µg/L					-	-	-	-	-	-	-	-	-	-	-	-	-	-

						Location	BH01002	BH01002	BH01002	BH01002	BH01002	BH01002	BH01002	BH01002	BH01002	BH01002	BH01002	BH01003	BH01003	BH01003
						Sampled_Date_Time	########	20/01/2020	11/03/2020	11/03/2020	31/03/2020	28/04/2020	28/04/2020	28/05/2020	28/05/2020	24/06/2020	01/10/2020	16/12/2019	20/01/2020	11/03/2020
						Sample_Depth_Avg	14.07	14.37	16.5	16.5	16	16	16	17	17	15	14.29	52.4	57.2	69
						Project_ID	LTC - Phase 2	LTC - Phase 2	LTC - Phase 2	LTC - Phase 2	LTC - Phase 2 LTM	LTC - Phase 2 LTM	LTC - Phase 2 LTM	LTC - Phase 2	LTC - Phase 2	LTC - Phase 2 LTM	LTC - Phase 2 LTM	LTC - Phase 2	LTC - Phase 2	LTC - Phase 2 LTM
				UK Drinking Water Standards	UK Estuaries and coastal waters EQS	UK Freshwater EQS														
Chem_Group	**Analyte**	**Units**	**MDL**																	
	Coumaphos	µg/L	0.01		0.03[#4]	0.03[#4]	-	-	-	-	-	-	-	-	-	-	-	-	-	-
	Cyanazine	µg/L	0.01				-	-	-	-	-	-	-	-	-	-	-	-	-	-
	Cyproconazole	µg/L					-	-	-	-	-	-	-	-	-	-	-	-	-	-
	Cyromazine	µg/L					-	-	-	-	-	-	-	-	-	-	-	-	-	-
	d-BHC	µg/L	0.01				-	-	-	-	-	-	-	-	-	-	-	-	-	-
	DDD	µg/L	0.01		0.00625[#42]	0.00625[#42]	-	-	-	-	-	-	-	-	-	-	-	-	-	-
	DDT	µg/L	0.01		0.01[#45]	0.01[#45]	-	-	-	-	-	-	-	-	-	-	-	-	-	-
	Deisopropylatrazine	µg/L					-	-	-	-	-	-	-	-	-	-	-	-	-	-
	Chlorothalonil	µg/L	0.01			0.035[#2]	-	-	-	-	-	-	-	-	-	-	-	-	-	-
	Deethylatrazine	µg/L					-	-	-	-	-	-	-	-	-	-	-	-	-	-
	Demeton-S-methyl	µg/L	0.01				-	-	-	-	-	-	-	-	-	-	-	-	-	-
	Diazinon	µg/L	0.01		0.01[#2]	0.01[#2]	-	-	-	-	-	-	-	-	-	-	-	-	-	-
	Dicamba	µg/L					-	-	-	-	-	-	-	-	-	-	-	-	-	-
	Dichlobenil	µg/L	0.01				-	-	-	-	-	-	-	-	-	-	-	-	-	-
	Dichlorvos	µg/L	0.01		0.04[#4]	0.001[#4]	-	-	-	-	-	-	-	-	-	-	-	-	-	-
	Diclofop	µg/L					-	-	-	-	-	-	-	-	-	-	-	-	-	-
	Dieldrin	µg/L	0.01	0.03[#1]	0.00125[#43]	0.0025[#44]	-	-	-	-	-	-	-	-	-	-	-	-	-	-
	Difenoconazole	µg/L					-	-	-	-	-	-	-	-	-	-	-	-	-	-
	Difenoxuron	µg/L					-	-	-	-	-	-	-	-	-	-	-	-	-	-
	Diflubenzuron	µg/L			0.005[#4]	0.001[#4]	-	-	-	-	-	-	-	-	-	-	-	-	-	-
	Diflufenican	µg/L					-	-	-	-	-	-	-	-	-	-	-	-	-	-
	Dimethoate	µg/L	0.01		0.48[#2]	0.48[#2]	-	-	-	-	-	-	-	-	-	-	-	-	-	-
	Dinoseb	µg/L					-	-	-	-	-	-	-	-	-	-	-	-	-	-
	Disulfoton	µg/L	0.01				-	-	-	-	-	-	-	-	-	-	-	-	-	-
	Diuron	µg/L			0.2[#2]	0.2[#2]	-	-	-	-	-	-	-	-	-	-	-	-	-	-
	Endosulfan I	µg/L	0.01				-	-	-	-	-	-	-	-	-	-	-	-	-	-
	Endosulfan II	µg/L	0.02				-	-	-	-	-	-	-	-	-	-	-	-	-	-

						Location	BH01002	BH01002	BH01002	BH01002	BH01002	BH01002	BH01002	BH01002	BH01002	BH01002	BH01002	BH01003	BH01003	BH01003
						Sampled_Date_Time	########	20/01/2020	11/03/2020	11/03/2020	31/03/2020	28/04/2020	28/04/2020	28/05/2020	28/05/2020	24/06/2020	01/10/2020	16/12/2019	20/01/2020	11/03/2020
						Sample_Depth_Avg	14.07	14.37	16.5	16.5	16	16	16	17	17	15	14.29	52.4	57.2	69
						Project_ID	LTC - Phase 2	LTC - Phase 2	LTC - Phase 2	LTC - Phase 2	LTC - Phase 2 LTM	LTC - Phase 2 LTM	LTC - Phase 2 LTM	LTC - Phase 2	LTC - Phase 2	LTC - Phase 2 LTM	LTC - Phase 2 LTM	LTC - Phase 2	LTC - Phase 2	LTC - Phase 2 LTM
				UK Drinking Water Standards	UK Estuaries and coastal waters EQS	UK Freshwater EQS														
Chem_Group	**Analyte**	**Units**	**MDL**																	
	Endosulfan sulphate	µg/L	0.02				-	-	-	-	-	-	-	-	-	-	-	-	-	-
	Endrin	µg/L	0.01		0.00125[#43]	0.0025[#44]	-	-	-	-	-	-	-	-	-	-	-	-	-	-
	s-Ethyl dipropylthiocarbamate	µg/L					-	-	-	-	-	-	-	-	-	-	-	-	-	-
	Ethiofencarb	µg/L					-	-	-	-	-	-	-	-	-	-	-	-	-	-
	Ethion	µg/L	0.01				-	-	-	-	-	-	-	-	-	-	-	-	-	-
	Ethoprop	µg/L					-	-	-	-	-	-	-	-	-	-	-	-	-	-
	Ethofumesate	µg/L					-	-	-	-	-	-	-	-	-	-	-	-	-	-
	Etridiazole	µg/L	0.01				-	-	-	-	-	-	-	-	-	-	-	-	-	-
	Fenamiphos	µg/L					-	-	-	-	-	-	-	-	-	-	-	-	-	-
	Fenarimol	µg/L					-	-	-	-	-	-	-	-	-	-	-	-	-	-
	Fenitrothion	µg/L	0.01		0.01[#4]	0.01[#4]	-	-	-	-	-	-	-	-	-	-	-	-	-	-
	Fensulfothion	µg/L					-	-	-	-	-	-	-	-	-	-	-	-	-	-
	Fenhexamid	µg/L					-	-	-	-	-	-	-	-	-	-	-	-	-	-
	Fenoxycarb	µg/L					-	-	-	-	-	-	-	-	-	-	-	-	-	-
	Fenthion	µg/L	0.01				-	-	-	-	-	-	-	-	-	-	-	-	-	-
	Fenpropimorf	µg/L					-	-	-	-	-	-	-	-	-	-	-	-	-	-
	Fluroxypyr	µg/L					-	-	-	-	-	-	-	-	-	-	-	-	-	-
	Flutolanil	µg/L					-	-	-	-	-	-	-	-	-	-	-	-	-	-
	Fonofos	µg/L					-	-	-	-	-	-	-	-	-	-	-	-	-	-
	EPTC	µg/L					-	-	-	-				-	-			-	-	
	g-BHC (Lindane)	µg/L	0.01				-	-	-	-	-	-	-	-	-	-	-	-	-	-
	Haloxyfop-methyl	µg/L					-	-	-	-	-	-	-	-	-	-	-	-	-	-
	Thifensulfuron	µg/L					-	-	-	-	-	-	-	-	-	-	-	-	-	-
	Heptachlor	µg/L	0.01	0.03[#1]			-	-	-	-	-	-	-	-	-	-	-	-	-	-
	Hexaconazole	µg/L					-	-	-	-	-	-	-	-	-	-	-	-	-	-
	Hexazinone	µg/L					-	-	-	-	-	-	-	-	-	-	-	-	-	-
	Hydroxyatrazine	µg/L					-	-	-	-	-	-	-	-	-	-	-	-	-	-

						Location	BH01002	BH01002	BH01002	BH01002	BH01002	BH01002	BH01002	BH01002	BH01002	BH01002	BH01002	BH01003	BH01003	BH01003
						Sampled_Date_Time	########	20/01/2020	11/03/2020	11/03/2020	31/03/2020	28/04/2020	28/04/2020	28/05/2020	28/05/2020	24/06/2020	01/10/2020	16/12/2019	20/01/2020	11/03/2020
						Sample_Depth_Avg	14.07	14.37	16.5	16.5	16	16	16	17	17	15	14.29	52.4	57.2	69
						Project_ID	LTC - Phase 2	LTC - Phase 2	LTC - Phase 2	LTC - Phase 2	LTC - Phase 2 LTM	LTC - Phase 2 LTM	LTC - Phase 2 LTM	LTC - Phase 2	LTC - Phase 2	LTC - Phase 2 LTM	LTC - Phase 2 LTM	LTC - Phase 2	LTC - Phase 2	LTC - Phase 2 LTM
				UK Drinking Water Standards	UK Estuaries and coastal waters EQS	UK Freshwater EQS														
Chem_Group	**Analyte**	**Units**	**MDL**																	
	Iprodione	µg/L					-	-	-	-	-	-	-	-	-	-	-	-	-	-
	Isodrin	µg/L	0.01		0.00125[#43]	0.0025[#44]	-	-	-	-	-	-	-	-	-	-	-	-	-	-
	Isoproturon	µg/L			0.3[#2]	0.3[#2]	-	-	-	-	-	-	-	-	-	-	-	-	-	-
	Linuron	µg/L			0.5[#2]	0.5[#2]	-	-	-	-	-	-	-	-	-	-	-	-	-	-
	Malathion	µg/L	0.01		0.02[#4]	0.01[#4]	-	-	-	-	-	-	-	-	-	-	-	-	-	-
	2-Methyl-4-chlorophenoxyacetic acid	µg/L					-	-	-	-	-	-	-	-	-	-	-	-	-	-
	2-Methyl-4-Chlorophenoxy Butanoic Acid	µg/L					-	-	-	-	-	-	-	-	-	-	-	-	-	-
	Mecoprop	µg/L			18[#2]	18[#2]	-	-	-	-	-	-	-	-	-	-	-	-	-	-
	Mefenpyr-diethyl	µg/L					-	-	-	-	-	-	-	-	-	-	-	-	-	-
	Metachlor	µg/L	0.01		0.3[#2]	0.3[#2]	-	-	-	-	-	-	-	-	-	-	-	-	-	-
	Metalaxyl	µg/L					-	-	-	-	-	-	-	-	-	-	-	-	-	-
	Methamidophos	µg/L					-	-	-	-	-	-	-	-	-	-	-	-	-	-
	Methidathion	µg/L					-	-	-	-	-	-	-	-	-	-	-	-	-	-
	Methiocarb	µg/L				0.01[#4]	-	-	-	-	-	-	-	-	-	-	-	-	-	-
	Methomyl	µg/L					-	-	-	-	-	-	-	-	-	-	-	-	-	-
	Methoxychlor	µg/L	0.01				-	-	-	-	-	-	-	-	-	-	-	-	-	-
	Methoxyfenozide	µg/L					-	-	-	-	-	-	-	-	-	-	-	-	-	-
	Methyl parathion	µg/L	0.01				-	-	-	-	-	-	-	-	-	-	-	-	-	-
	Metolachlor	µg/L					-	-	-	-	-	-	-	-	-	-	-	-	-	-
	Metoxuron	µg/L					-	-	-	-	-	-	-	-	-	-	-	-	-	-
	Metsulfuron Methyl	µg/L					-	-	-	-	-	-	-	-	-	-	-	-	-	-
	Mevinphos (Phosdrin)	µg/L	0.01			0.02(MAC)[#46]	-	-	-	-	-	-	-	-	-	-	-	-	-	-
	Molinate	µg/L					-	-	-	-	-	-	-	-	-	-	-	-	-	-
	Monlinuran	µg/L					-	-	-	-	-	-	-	-	-	-	-	-	-	-
	Monocrotophos	µg/L					-	-	-	-	-	-	-	-	-	-	-	-	-	-
	Napropamide	µg/L					-	-	-	-	-	-	-	-	-	-	-	-	-	-
	Flusilazole (NuStar)	µg/L					-	-	-	-	-	-	-	-	-	-	-	-	-	-

						Location	BH01002	BH01002	BH01002	BH01002	BH01002	BH01002	BH01002	BH01002	BH01002	BH01002	BH01002	BH01003	BH01003	BH01003
						Sampled_Date_Time	########	20/01/2020	11/03/2020	11/03/2020	31/03/2020	28/04/2020	28/04/2020	28/05/2020	28/05/2020	24/06/2020	01/10/2020	16/12/2019	20/01/2020	11/03/2020
						Sample_Depth_Avg	14.07	14.37	16.5	16.5	16	16	16	17	17	15	14.29	52.4	57.2	69
						Project_ID	LTC - Phase 2	LTC - Phase 2	LTC - Phase 2	LTC - Phase 2	LTC - Phase 2 LTM	LTC - Phase 2 LTM	LTC - Phase 2 LTM	LTC - Phase 2	LTC - Phase 2	LTC - Phase 2 LTM	LTC - Phase 2 LTM	LTC - Phase 2	LTC - Phase 2	LTC - Phase 2 LTM
				UK Drinking Water Standards	UK Estuaries and coastal waters EQS	UK Freshwater EQS														
Chem_Group	**Analyte**	**Units**	**MDL**																	
	o,p-DDD	µg/L	0.01				-	-	-	-	-	-	-	-	-	-	-	-	-	-
	o,p'-DDE	µg/L	0.01				-	-	-	-	-	-	-	-	-	-	-	-	-	-
	o,p-Methoxychlor	µg/L	0.01				-	-	-	-	-	-	-	-	-	-	-	-	-	-
	Omethoate	µg/L	0.01			0.01[#4]	-	-	-	-	-	-	-	-	-	-	-	-	-	-
	Oxamyl	µg/L					-	-	-	-	-	-	-	-	-	-	-	-	-	-
	Paclobutrazol	µg/L					-	-	-	-	-	-	-	-	-	-	-	-	-	-
	Methyl Paraoxon	µg/L					-	-	-	-	-	-	-	-	-	-	-	-	-	-
	Parathion	µg/L	0.01				-	-	-	-	-	-	-	-	-	-	-	-	-	-
	Pendimethalin	µg/L	0.01			0.3[#2]	-	-	-	-	-	-	-	-	-	-	-	-	-	-
	Imidacloprid	µg/L					-	-	-	-	-	-	-	-	-	-	-	-	-	-
	Permethrin	µg/L	0.01		0.0002[#4]	0.001[#4]	-	-	-	-	-	-	-	-	-	-	-	-	-	-
	Permethrin II	µg/L	0.01				-	-	-	-	-	-	-	-	-	-	-	-	-	-
	Phorate	µg/L	0.01				-	-	-	-	-	-	-	-	-	-	-	-	-	-
	Phosmet	µg/L					-	-	-	-	-	-	-	-	-	-	-	-	-	-
	Lenacil	µg/L					-	-	-	-	-	-	-	-	-	-	-	-	-	-
	Picloram	µg/L					-	-	-	-	-	-	-	-	-	-	-	-	-	-
	Picoxystrobin	µg/L					-	-	-	-	-	-	-	-	-	-	-	-	-	-
	Pirimicarb	µg/L			1[#4]	1[#4]	-	-	-	-	-	-	-	-	-	-	-	-	-	-
	Pirimiphos-methyl	µg/L	0.01		0.015[#4]	0.015[#4]	-	-	-	-	-	-	-	-	-	-	-	-	-	-
	Pirimphos-ethyl	µg/L					-	-	-	-	-	-	-	-	-	-	-	-	-	-
	Prochloraz	µg/L			4[#4]	4[#4]	-	-	-	-	-	-	-	-	-	-	-	-	-	-
	Profenofos	µg/L					-	-	-	-	-	-	-	-	-	-	-	-	-	-
	Promecarb	µg/L					-	-	-	-	-	-	-	-	-	-	-	-	-	-
	Prometon	µg/L					-	-	-	-	-	-	-	-	-	-	-	-	-	-
	Prometryn	µg/L	0.01				-	-	-	-	-	-	-	-	-	-	-	-	-	-
	Pronamide	µg/L	0.01		100[#4]	100[#4]	-	-	-	-	-	-	-	-	-	-	-	-	-	-
	Propanil	µg/L					-	-	-	-	-	-	-	-	-	-	-	-	-	-

						Location	BH01002	BH01002	BH01002	BH01002	BH01002	BH01002	BH01002	BH01002	BH01002	BH01002	BH01002	BH01003	BH01003	BH01003
						Sampled_Date_Time	########	20/01/2020	11/03/2020	11/03/2020	31/03/2020	28/04/2020	28/04/2020	28/05/2020	28/05/2020	24/06/2020	01/10/2020	16/12/2019	20/01/2020	11/03/2020
						Sample_Depth_Avg	14.07	14.37	16.5	16.5	16	16	16	17	17	15	14.29	52.4	57.2	69
						Project_ID	LTC - Phase 2	LTC - Phase 2	LTC - Phase 2	LTC - Phase 2	LTC - Phase 2 LTM	LTC - Phase 2 LTM	LTC - Phase 2 LTM	LTC - Phase 2	LTC - Phase 2	LTC - Phase 2 LTM	LTC - Phase 2 LTM	LTC - Phase 2	LTC - Phase 2	LTC - Phase 2 LTM
				UK Drinking Water Standards	UK Estuaries and coastal waters EQS	UK Freshwater EQS														
Chem_Group	**Analyte**	**Units**	**MDL**																	
	Propazine	µg/L	0.01				-	-	-	-	-	-	-	-	-	-	-	-	-	-
	Propham	µg/L					-	-	-	-	-	-	-	-	-	-	-	-	-	-
	Propiconazole	µg/L					-	-	-	-	-	-	-	-	-	-	-	-	-	-
	Propoxycarbazone-sodium	µg/L					-	-	-	-	-	-	-	-	-	-	-	-	-	-
	Pursuit	µg/L					-	-	-	-	-	-	-	-	-	-	-	-	-	-
	Pyriproxyfen	µg/L					-	-	-	-	-	-	-	-	-	-	-	-	-	-
	Quinclorac	µg/L					-	-	-	-	-	-	-	-	-	-	-	-	-	-
	Quinoxyfen	µg/L					-	-	-	-	-	-	-	-	-	-	-	-	-	-
	Savey	µg/L					-	-	-	-	-	-	-	-	-	-	-	-	-	-
	Sethoxydim	µg/L					-	-	-	-	-	-	-	-	-	-	-	-	-	-
	Simazine	µg/L	0.01		1[#2]	1[#2]	-	-	-	-	-	-	-	-	-	-	-	-	-	-
	Tebuthiuron	µg/L					-	-	-	-	-	-	-	-	-	-	-	-	-	-
	Terbutryn	µg/L	0.01				-	-	-	-	-	-	-	-	-	-	-	-	-	-
	Terbuthylazine	µg/L					-	-	-	-	-	-	-	-	-	-	-	-	-	-
	Terbutylazine	µg/L					-	-	-	-				-	-			-	-	
	Phosalone	µg/L	0.01				-	-	-	-	-	-	-	-	-	-	-	-	-	-
	Phosphamidon	µg/L	0.01				-	-	-	-	-	-	-	-	-	-	-	-	-	-
	Thiobencarb	µg/L					-	-	-	-	-	-	-	-	-	-	-	-	-	-
	Thiophanate-methyl	µg/L					-	-	-	-	-	-	-	-	-	-	-	-	-	-
	Triadimefon	µg/L	0.01				-	-	-	-	-	-	-	-	-	-	-	-	-	-
	Triadimenol	µg/L					-	-	-	-	-	-	-	-	-	-	-	-	-	-
	Triallate	µg/L	0.01		0.25[#4]	0.25[#4]	-	-	-	-	-	-	-	-	-	-	-	-	-	-
	Triasulfuron	µg/L					-	-	-	-	-	-	-	-	-	-	-	-	-	-
	Tributyl phosphate	µg/L	0.01		50[#4]	50[#4]	-	-	-	-	-	-	-	-	-	-	-	-	-	-
	Triclopyr	µg/L					-	-	-	-	-	-	-	-	-	-	-	-	-	-
	Triclosan	µg/L					-	-	-	-	-	-	-	-	-	-	-	-	-	-
	Trifluralin	µg/L	0.01		0.03[#2]	0.03[#2]	-	-	-	-	-	-	-	-	-	-	-	-	-	-

						Location	BH01002	BH01002	BH01002	BH01002	BH01002	BH01002	BH01002	BH01002	BH01002	BH01002	BH01002	BH01003	BH01003	BH01003
						Sampled_Date_Time	########	20/01/2020	11/03/2020	11/03/2020	31/03/2020	28/04/2020	28/04/2020	28/05/2020	28/05/2020	24/06/2020	01/10/2020	16/12/2019	20/01/2020	11/03/2020
						Sample_Depth_Avg	14.07	14.37	16.5	16.5	16	16	16	17	17	15	14.29	52.4	57.2	69
						Project_ID	LTC - Phase 2	LTC - Phase 2	LTC - Phase 2	LTC - Phase 2	LTC - Phase 2 LTM	LTC - Phase 2 LTM	LTC - Phase 2 LTM	LTC - Phase 2	LTC - Phase 2	LTC - Phase 2 LTM	LTC - Phase 2 LTM	LTC - Phase 2	LTC - Phase 2	LTC - Phase 2 LTM
				UK Drinking Water Standards	UK Estuaries and coastal waters EQS	UK Freshwater EQS														
Chem_Group	**Analyte**	**Units**	**MDL**																	
	Tebuconazole	µg/L					-	-	-	-	-	-	-	-	-	-	-	-	-	-
	Telodrin	µg/L	0.01				-	-	-	-	-	-	-	-	-	-	-	-	-	-
	Triazophos	µg/L	0.01		0.005[#4]	0.005[#4]	-	-	-	-	-	-	-	-	-	-	-	-	-	-
	Tricyclazole	µg/L					-	-	-	-	-	-	-	-	-	-	-	-	-	-
Surrogate	Surrogate Value	%					-	-	-	-	-	-	-	-	-	-	-	-	-	-
SVOC TIC	SVOC TICS - Detect	Detect					-	-	-	-	-	-	-	-	-	-	-	-	-	-
	SVOC Tentatively Identified Compounds	µg/L	10				-	-	-	-	-	-	-	-	-	-	-	-	-	-
VOC TIC	VOC TICs - Detect	Detect					-	-	-	-	-	-	-	-	-	-	-	-	-	-
	VOC Tentatively Identified Compounds	µg/l	10				-	-	-	-	-	-	-	-	-	-	-	-	-	-
Other	Biochemical Oxygen Demand (5-day test)	µg/L	1000				-	-	-	-	-	-	-	-	-	-	2580	-	-	-
	Redox	mV					-	-	-	-	-	-	-	-	-	-	-	-	-	-
	Salinity (no units)	PSS-78					-	-	-	-				-	-			-	-	
	Conductivity @ 20oC	µS/cm	5				2250	1960	2020	1970	2010	1930	2000	2050	2030	1990	2030	605	613	630
	Total Dissolved Solids (Filtered)	mg/L	10				-	-	-	-	1580	1650	1670	1730	1710	1780	1730	-	-	434
	Biological Oxygen Demand	mg/L	1				>44.2	29.7	7.58	5.86	3.85	<1	<1	<1	1.9	<1	-	<1	<1	<1
	Chemical Oxygen Demand	mg/L	7				495	91.3	26.3	24.1	31.2	43.2	484	22.3	22.6	30.8	32.6	33.5	19.5	25.5
	Dissolved Organic Carbon (Filtered)	µg/L	3000				61,800	27,100	7300	7760	6010	5170	5740	6770	5110	6990	5060	<3000	<3000	<3000
	pH (Lab)	pH_Units	1	6.5-9.5[#1]	6-8.5(MAC)[#46]	6-9(MAC)[#46]	7.25	6.96	6.63	6.67	6.65	7.09	7.04	7.63	7.55	6.72	6.93	7.69	7.33	7.64
	Total Organic Carbon	mg/l	3				-	-	-	-				-	-			-	-	

Environmental Standards Comments

						Location	BH01002	BH01002	BH01002	BH01002	BH01002	BH01002	BH01002	BH01002	BH01002	BH01002	BH01002	BH01003	BH01003	BH01003
						Sampled_Date_Time	########	20/01/2020	11/03/2020	11/03/2020	31/03/2020	28/04/2020	28/04/2020	28/05/2020	28/05/2020	24/06/2020	01/10/2020	16/12/2019	20/01/2020	11/03/2020
						Sample_Depth_Avg	14.07	14.37	16.5	16.5	16	16	16	17	17	15	14.29	52.4	57.2	69
						Project_ID	LTC - Phase 2	LTC - Phase 2	LTC - Phase 2	LTC - Phase 2	LTC - Phase 2 LTM	LTC - Phase 2 LTM	LTC - Phase 2 LTM	LTC - Phase 2	LTC - Phase 2	LTC - Phase 2 LTM	LTC - Phase 2 LTM	LTC - Phase 2	LTC - Phase 2	LTC - Phase 2 LTM
				UK Drinking Water Standards	UK Estuaries and coastal waters EQS	UK Freshwater EQS														
Chem_Group	**Analyte**	**Units**	**MDL**																	

#1:Water Supply (Water Quality) Regulations 2016.
#2:Water Framework Directive (Standards and Classification) Directions (England and Wales) 2015.
#3:Operational Targets and EQS. EA, April 2018
#4:Water Framework Directive (Standards & Classification) Directions (England & Wales) 2015. Dissolved fraction.
#5:Water Framework Directive (Standards & Classification) Directions (England & Wales) 2015. Dissolved fraction. Lowest criteria presented (<40mg/l of CaCO3). See 'further assessment' if criteria exceeded and hardness (CaCO3) data available.
#6:Water Framework Directive (Standards and Classification) Directions (England and Wales) 2015. Dissolved Fraction. If hexavalent chromium (CrVI) data is available, a value of 4.7µg/l may be appropriate for the remaining trivalent chromium (CrIII).
#7:Operational Targets and EQS. EA, April 2018. Dissolved fraction.
#8:Water Framework Directive (Standards and Classification) Directions (England and Wales) 2015. Dissolved Fraction. If DOC >1mg/l then a higher criteria applies [3.76+(2.677x((DOC/2)-0.5))]
#9:Water Framework Directive (Standards & Classification) Directions (England & Wales) 2015. Dissolved & bioavailable (bio) fraction plus background. M-BAT tool to assess: http://wfduk.org/resources/rivers-lakes-metal-bioavailability-assessment-tool-m-bat
#10:Water Framework Directive (Standards & Classification) Directions (England & Wales) 2015. Bioavailable (bio) fraction. M-BAT tool to assess: http://wfduk.org/resources/rivers-lakes-metal-bioavailability-assessment-tool-m-bat
#11:Water Framework Directive (Standards and Classification) Directions (England and Wales) 2015. Dissolved Fraction. MAC adopted in absence of AA value.
#12:Guidelines for Drinking-water Quality, 4th Edition. WHO, 2011. Informal value.
#13:Operational Targets and EQS. EA, April 2018.
#14:Operational Targets and EQS. EA, April 2018. Lowest criteria presented (<200mg/l CaCO3). See 'further assessment' values if criteria exceeded and hardness (CaCO3) data available.
#15:Guidelines for Drinking-water Quality, 4th Edition. WHO, 2011. Based on taste rather than a formal guideline.
#16:Operational Targets and EQS. EA, April 2018. Dissolved plus ambient background concentration. For saltwater, an Ambient Background Concentration of 1.1 µg/l has been used.
#17:Water Framework Directive (Standards and Classification) Directions (England and Wales) 2015. Indicator of 'good' status (90%ile) - Ammonia standard for lakes and rivers (total ammonia as nitrogen).
#18:Operational Targets and EQS. EA, April 2018. Dissolved fraction. Lowest criteria presented (<50 mg/l CaCO3). See 'further assessment' values if criteria exceeded and hardness (CaCO3) data available.
#19:Water Supply (Water Quality) Regulations 2016. As NO3.
#20:Water Supply (Water Quality) Regulations 2016. As NO2.

								Location	BH01002	BH01002	BH01002	BH01002	BH01002	BH01002	BH01002	BH01002	BH01002	BH01002	BH01002	BH01003	BH01003	BH01003
								Sampled_Date_Time	########	20/01/2020	11/03/2020	11/03/2020	31/03/2020	28/04/2020	28/04/2020	28/05/2020	28/05/2020	24/06/2020	01/10/2020	16/12/2019	20/01/2020	11/03/2020
								Sample_Depth_Avg	14.07	14.37	16.5	16.5	16	16	16	17	17	15	14.29	52.4	57.2	69
								Project_ID	LTC - Phase 2	LTC - Phase 2	LTC - Phase 2	LTC - Phase 2	LTC - Phase 2 LTM	LTC - Phase 2 LTM	LTC - Phase 2 LTM	LTC - Phase 2	LTC - Phase 2	LTC - Phase 2 LTM	LTC - Phase 2 LTM	LTC - Phase 2	LTC - Phase 2	LTC - Phase 2 LTM
				UK Drinking Water Standards	UK Estuaries and coastal waters EQS	UK Freshwater EQS																
Chem_Group	**Analyte**	**Units**	**MDL**																			

#20:Water Supply (Water Quality) Regulations 2016. As NO3.
#21:Water Supply (Water Quality) Regulations 2016. As SO4.
#22:Water Supply (Water Quality) Regulations 2016. Value of 0.1µg/l for PAH split between four individual PAH. Requires summation of benzo(b)fluoranthene, benzo(k)fluoranthene, benzo(ghiperylene and indeno(123cd)pyrene to use 0.1µg/l value.
#23:Water Framework Directive (Standards and Classification) Directions (England and Wales) 2015. Benzo(a)pyrene can be considered as a marker for other PAH for comparison with the corresponding AA-EQS in water.
#24:No UK DWS for total petroleum hydrocarbons (TPH), or speciated TPH fractions. A value of 10 µg/l is adopted for sum TPH based on the rescinded Private Water Supply Regulations, 1991.
#25:No UK EQS for total petroleum hydrocarbons (TPH), or speciated TPH fractions. A value of 50 µg/l is adopted for sum TPH protection of surface water based on 50µg/l-1000µg/l (Surface Waters (Abstraction for Drinking Water) Regulations 1989).
#26:Guidelines for Drinking-water Quality, 4th Edition. WHO, 2011
#27:Proposed Environmental Quality Standard, in absence of legislative standard (Ayscough et al., 2002).
https://assets.publishing.service.gov.uk/government/uploads/system/uploads/attachment_data/file/291223/sp2-115-tr4-e-e.pdf
#28:Guidelines for Drinking-water Quality, 4th Edition. WHO, 2011. Value of 500µg/l for sum xylenes split between isomers. Requires summation of m,p & o isomers to use 500µg/l value.
#29:Operational Targets and EQS. EA, April 2018. Value of 30µg/l for sum xylenes split between isomers. Requires summation of m,p & o isomers to use 30µg/l value.
#30:The taste and odour threshold of 15µg/l is commonly adopted as a guide.
#31:The taste and odour threshold of 15µg/l is commonly adopted as a guide. In situations where there is no risk to a drinking water supply or aquifer, a PNEC value of 2,600µg/l may be used.
#32:Water Framework Directive (Standards and Classification) Directions (England and Wales) 2015. Value of 140µg/l for tetrachloroethane split between 2 isomers. Requires summation of 2 isomers to use 140µg/l value.
#33:Guidelines for Drinking-water Quality, 4th Edition. WHO, 2011. In Scotland a value of 200µg/l is used (WAT-PS-10-01).
#34:US EPA Regional Screening Levels, May 2019. https://www.epa.gov/risk/regional-screening-levels-rsls-generic-tables
#35:Guidelines for Drinking-water Quality, 4th Edition. WHO, 2011. In Scotland a value of 7µg/l is used (WAT-PS-10-01).
#36:Water Supply (Water Quality) Regulations 2016. Value of 100µg/l for sum trihalomethanes split between individual compounds. Requires summation of chloroform, bromoform, chlorodibromomethane and bromodichloromethane to use 100µg/l value.
#37:Guidelines for Drinking-water Quality, 4th Edition. WHO, 2011. Value of 50µg/l for sum cis & trans-DCE split between isomers. Requires summation of cis & trans-DCE isomers to use 50µg/l value.
#38:Water Supply (Water Quality) Regulations 2016. Value of 10µg/l for sum of TCE & PCE split between individual compounds. Requires summation of TCE & PCE to use 10µg/l value.
#39:Water Framework Directive (Standards and Classification) Directions (England and Wales) 2015. Value of 0.4µg/l for sum isomers split between 3 isomers. Requires summation of isomers to use 0.4µg/l value.
#40:Water Framework Directive (Standards and Classification) Directions (England and Wales) 2015. Value of 20µg/l for sum isomers split between 3 isomers. Requires summation of isomers to use 20µg/l value.
#41:Position statement (WAT-PS-10-01), SEPA August 2014.
#42:Water Framework Directive (Standards and Classification) Directions (England and Wales) 2015. Value of 0.025µg/l for sum DDT isomers split between 4 isomers. Requires summation of 4 isomers to use 0.025µg/l value.
#43:Water Framework Directive (Standards and Classification) Directions (England and Wales) 2015. Value of 0.005µg/l for sum isomers split between 4 isomers. Requires summation of isomers to use 0.005µg/l value.
#44:Water Framework Directive (Standards and Classification) Directions (England and Wales) 2015. Value of 0.01µg/l for sum isomers split between 4 isomers. Requires summation of isomers to use 0.01µg/l value.
#45:Water Framework Directive (Standards and Classification) Directions (England and Wales) 2015. Relates to p,p-DDT (CAS 50-29-3)
#46:Operational Targets and EQS. EA, April 2018. Maximum Allowable Concentration (MAC) adopted in absence of Annual Average (AA) value.

Key

<0.6	Result MDL exceeds GAC
27.8	Result exceeds GAC
-	Determinand not tested for

Notes

Where a range is given a determinand has been analysed for by more than one method

						Location	BH01003	BH01003	BH01003	BH01003	BH01003	BH01020	BH01020	BH01020	BH01020	BH01020	BH01020	BH01020	BH01020	BH01025
						Sampled_Date_Time	02/06/2020	26/06/2020	05/08/2020	01/10/2020	05/11/2020	03/10/2019	24/01/2020	10/03/2020	03/04/2020	01/05/2020	02/06/2020	16/06/2020	30/09/2020	02/10/2019
						Sample_Depth_Avg	68	58	72	52.34	51.94	46.51	46.46	56	56	56	58	57	45.66	53.79
						Project_ID	LTC - Phase 2 LTM	LTC - Phase 2 LTM	LTC - Phase 2 LTM	LTC - Phase 2 LTM	LTC - Phase 2	LTC - Phase 2	LTC - Phase 2	LTC - Phase 2 LTM	LTC - Phase 2 LTM	LTC - Phase 2 LTM	LTC - Phase 2 LTM	LTC - Phase 2 LTM	LTC - Phase 2 LTM	LTC - Phase 2
				UK Drinking Water Standards	UK Estuaries and coastal waters EQS	UK Freshwater EQS														
Chem_Group	**Analyte**	**Units**	**MDL**																	
Metals	Antimony	µg/L	4	5[#1]			-	-	-	-	-	-	-	-	-	-	-	-	-	-
	Antimony (Filtered)	µg/L	1	5[#1]								<1	-							-
	Arsenic	µg/L	2	10[#1]	25[#2]	50[#2]	6.79	3.62	<2	3.6	-	-	-	26.2	19.7	11	6.45	10.3	6.43	-
	Arsenic (Filtered)	µg/L	0.5	10[#1]	25[#2]	50[#2]	<0.5	0.982	<0.5	<0.5	-	3.61	3.11	4.05	3.3	2.96	2.24	2.75	1.73	1.06
	Barium (Filtered)	µg/L	0.2	1300[#3]								-	-							-
	Beryllium (Filtered)	µg/L	0.1									-	-							-
	Boron	µg/L	20	1000[#1]	7000[#4]	2000[#4]	32.7	<20	36.1	22.7	-	-	-	<120	<20	23.4	30.2	22.9	<20	-
	Boron (Filtered)	µg/L	10	1000[#1]	7000[#4]	2000[#4]	18.9	16	18.5	17.1	-	16.3	20.4	-	<10	12.5	12.3	<10	<10	28.9
	Cadmium	µg/L	0.5	5[#1]	0.2[#5]	0.08[#6]	<0.5	<0.5	<0.5	<0.5	-	-	-	<3	1.14	0.884	<0.5	0.807	<0.5	-
	Cadmium (Filtered)	µg/L	0.08	5[#1]	0.2[#5]	0.08[#6]	<0.08	<0.08	<0.08	<0.08	-	<0.08	<0.08	<0.08	<0.08	<0.08	<0.08	<0.08	<0.08	<0.08
	Chromium (hexavalent) (Filtered)	µg/L	3		0.6[#5]	3.4[#5]	<3	<3	<3	<3	-	<3	<3	<3	<3	<3	<3	<3	<3	<3
	Chromium	µg/L	3	50[#1]	0.6[#5]	3.4[#7]	38.1	19	5.85	22.7	-	-	-	92.6	193	40.4	27.7	54.1	21.1	-
	Chromium (Filtered)	µg/L	1	50[#1]	0.6[#5]	3.4[#7]	<1	1.12	<1	<1	-	8.6	1.34	<1	<1	<1	<1	<1	<1	1.64
	Chromium (Trivalent) (Filtered)	µg/L	3			4.7[#5]	<3	<3	<3	<3	-	8.6	<3	<3	<3	<3	<3	<3	<3	<3
	Cobalt (Filtered)	µg/L	0.5		3[#8]	3[#8]	<0.5	1.7	<0.5	0.862	-	4.08	2.63	2.21	2.77	2.25	2.28	2.28	1.85	3.89
	Copper	µg/L	1	2000[#1]	3.76[#9]	1(bio)[#10]	38.4	18.1	5.44	18	-	-	-	-	107	57.8	24.2	50.6	20.5	-
	Copper (Filtered)	µg/L	0.3	2000[#1]	3.76[#9]	1(bio)[#10]	0.46	3.34	<0.3	0.366	-	<0.3	0.593	-	<0.3	<0.3	<0.3	<0.3	<0.3	<0.3
	Iron (Filtered)	µg/L	19	200[#1]	1000[#2]	1000[#2]	47.4	686	<19	<19	<19	2700	2670	1650	1210	1410	1020	650	792	180
	Lead	µg/L	1	10[#1]	1.3[#5]	1.2(bio)[#10]	-	-	-	-	-	-	-	-	-	-	-	-	-	-
	Lead (Filtered)	µg/L	0.2	10[#1]	1.3[#5]	1.2(bio)[#10]	<0.2	1.54	<0.2	<0.2	-	<0.2	0.315	<0.2	<0.2	<0.2	<0.2	<0.2	<0.2	<0.2
	Manganese	µg/L	1	50[#1]		123(bio)[#11]	1040	468	100	300	-	-	-	4260	3940	1960	840	2030	445	-
	Manganese (Filtered)	µg/L	3	50[#1]		123(bio)[#11]	6.21	103	<3	<3	3.72	397	182	113	111	101	101	82.3	56.8	422
	Mercury	µg/L	0.02	1[#1]	0.07(MAC)[#12]	0.07(MAC)[#12]	0.123	0.0724	0.0213	0.0446	-	-	-	0.121	0.248	0.11	0.0489	0.19	0.0468	-
	Mercury (Filtered)	µg/L	0.01	1[#1]	0.07(MAC)[#12]	0.07(MAC)[#12]	<0.01	<0.01	<0.01	<0.01	-	<0.01	<0.01	<0.01	<0.01	<0.01	<0.01	<0.01	<0.01	<0.01
	Molybdenum	µg/L	9	70[#13]			-	-	-	-	-	-	-	-	-	-	-	-	-	-
	Molybdenum (Filtered)	µg/L	3	70[#13]								<3	-							-
	Nickel	µg/L	1	20[#1]	8.6[#5]	4(bio)[#10]	42.6	22.7	7.17	17.1	-	-	-	171	161	59.4	33.3	71.1	28.7	-
	Nickel (Filtered)	µg/L	0.4	20[#1]	8.6[#5]	4(bio)[#10]	1.76	3.41	1.44	1.57	-	8.06	3.02	4.35	4.64	3.87	4.74	5.45	3.17	17.6

						Location	BH01003	BH01003	BH01003	BH01003	BH01003	BH01020	BH01020	BH01020	BH01020	BH01020	BH01020	BH01020	BH01020	BH01025
						Sampled_Date_Time	02/06/2020	26/06/2020	05/08/2020	01/10/2020	05/11/2020	03/10/2019	24/01/2020	10/03/2020	03/04/2020	01/05/2020	02/06/2020	16/06/2020	30/09/2020	02/10/2019
						Sample_Depth_Avg	68	58	72	52.34	51.94	46.51	46.46	56	56	56	58	57	45.66	53.79
						Project_ID	LTC - Phase 2 LTM	LTC - Phase 2 LTM	LTC - Phase 2 LTM	LTC - Phase 2 LTM	LTC - Phase 2	LTC - Phase 2	LTC - Phase 2	LTC - Phase 2 LTM	LTC - Phase 2 LTM	LTC - Phase 2 LTM	LTC - Phase 2 LTM	LTC - Phase 2 LTM	LTC - Phase 2 LTM	LTC - Phase 2
				UK Drinking Water Standards	UK Estuaries and coastal waters EQS	UK Freshwater EQS														
Chem_Group	**Analyte**	**Units**	**MDL**																	
	Selenium	µg/L	1	10[#1]			2.36	1.26	1.1	1.39	-	-	-	9.31	4.45	2.58	1.86	<1	1.05	-
	Selenium (Filtered)	µg/L	1	10[#1]			-	-	-	-	-	<1	<1	-	-	-	-	-	-	1.21
	Strontium (Filtered)	µg/L	1				305	319	291	311	-	-	-	-	334	322	335	333	308	-
	Vanadium	µg/L	5		100[#14]	20[#15]	-	-	-	-	-	-	-	-	-	-	-	-	-	-
	Vanadium (Filtered)	µg/L	1		100[#14]	20[#15]						<1	-							-
	Zinc	µg/L	5	3000[#16]	7.9[#17]	10.9(bio)[#10]	114	47.4	20.4	55.3	-	-	-	403	347	138	66.9	129	58.3	-
	Zinc (Filtered)	µg/L	1	3000[#16]	7.9[#17]	10.9(bio)[#10]	-	-	-	-	-	1.86	4.19	-	-	-	-	-	-	12.2
Inorganics	Total Hardness	mg/l	0.35				1470	603	386	714	362	381	403	7490	4750	4340	2010	3650	1630	325
	Alkalinity (Bicarbonate as CaCO3)	mg/L	2				-	-	-	692	387	400	400	-	-	-	-	-	756	620
	Alkalinity (Bicarbonate) as HCO3	mg/L	2				1390	636	390	-	-	-	488	875	1830	6710	2020	3640	-	756
	Alkalinity (total) as CaCO3	mg/L	2				1140	522	320	568	317			717	1500	5500	1650	2980	620	
	Ammoniacal Nitrogen as N (Filtered)	mg/L	0.01		0.021[#2]	0.6[#18]	0.0319	0.0151	0.0105	0.0172	-	-	0.0207	0.559	0.093	0.0701	0.189	0.088	0.0742	0.0775
	Ammoniacal Nitrogen as NH3	mg/L	0.2				-	-	-	-	-	-	-	-	-	-	-	-	-	-
	Ammoniacal Nitrogen as NH3 (Filtered)	mg/L	0.01				-	-	-	-	0.029	-	-	-	-	-	-	-	-	-
	Bromide (Filtered)	mg/L	0.06				0.114	0.111	0.14	0.101	-	-	-	-	<0.06	<0.3	<0.3	0.06	<0.06	-
	Calcium (Filtered)	mg/L	0.2				122	132	113	117	120	-	146	148	149	150	162	157	149	116
	Chloride (Filtered)	mg/L	0.08	250[#1]		250[#4]	51.7	55.5	56.6	54.5	58.6	-	18.6	16.6	17.3	17.2	18.5	18.3	17.5	29.4
	Cyanide (Free) (Filtered)	µg/L	2.5	50[#1]	1[#2]	1[#2]	<2.5	<2.5	<2.5	<2.5	-	<2.5	<2.5	<2.5	2.65	<2.5	<2.5	<2.5	<2.5	<2.5
	Cyanide Total (Filtered)	µg/L	5	50[#1]	1[#2]	1[#2]	<5	<5	<5	<5	-	<5	<5	<5	<5	<5	<5	<5	<5	<5
	cyanides-complex (Filtered)	µg/L	5	50[#1]	1[#2]	1[#2]	<5	<5	<5	<5	-	<5	<5	<5	<5	<5	<5	<5	<5	<5
	Fluoride (Filtered)	µg/L	500	1500[#1]	5000[#8]	1000[#19]	<500	<500	<500	<500	-	-	<500	<500	<500	<500	<500	<500	<500	<500
	Iodide	mg/L					<0.1	<0.1	<0.1	<0.1	-	-	-	-	<0.1	<0.1	<0.1	<0.1	<0.1	-
	Magnesium (Filtered)	mg/L	0.036				4.79	3.91	4.03	4.09	4.25	-	3.52	3.44	3.63	3.54	4.31	3.99	3.54	10.1
	Nitrate (as N) (Filtered)	mg/L	0.0677				17	16.2	16.8	16.6	16.7	-	<0.0677	0.564	<0.3	0.355	2.99	1.99	<0.3	7.74
	Nitrate (as NO3-) (Filtered)	mg/L	0.3	50(NO3)[#20]			-	-	-	-	-	-	<0.3	-	-	-	-	-	-	34.3
	Nitrite (as NO2-) (Filtered)	mg/L	0.04	0.5(NO2)[#21]								-	-							-
	Phosphorus	µg/L	20				804	302	118	356	-	-	-	-	2150	1570	690	1370	520	-

						Location	BH01003	BH01003	BH01003	BH01003	BH01003	BH01020	BH01020	BH01020	BH01020	BH01020	BH01020	BH01020	BH01020	BH01025
						Sampled_Date_Time	02/06/2020	26/06/2020	05/08/2020	01/10/2020	05/11/2020	03/10/2019	24/01/2020	10/03/2020	03/04/2020	01/05/2020	02/06/2020	16/06/2020	30/09/2020	02/10/2019
						Sample_Depth_Avg	68	58	72	52.34	51.94	46.51	46.46	56	56	56	58	57	45.66	53.79
						Project_ID	LTC - Phase 2 LTM	LTC - Phase 2 LTM	LTC - Phase 2 LTM	LTC - Phase 2 LTM	LTC - Phase 2	LTC - Phase 2	LTC - Phase 2	LTC - Phase 2 LTM	LTC - Phase 2 LTM	LTC - Phase 2 LTM	LTC - Phase 2 LTM	LTC - Phase 2 LTM	LTC - Phase 2 LTM	LTC - Phase 2
				UK Drinking Water Standards	UK Estuaries and coastal waters EQS	UK Freshwater EQS														
Chem_Group	**Analyte**	**Units**	**MDL**																	
	Phosphorus (Filtered)	µg/L	10				15.6	60.4	<10	21.1	-	-	-	-	<10	14.7	16.5	15.2	27.8	-
	Potassium (Filtered)	mg/L	0.2				4.06	3.25	3.58	3.51	3.77	-	0.984	1.05	0.956	0.915	0.884	0.906	0.657	9.01
	Sodium (Filtered)	mg/L	0.076	200[#1]			29.3	24.1	27.3	26.6	27.7	-	11.3	11.7	10.9	11.4	12.7	10.8	9	30.2
	Sulphate (Filtered)	mg/L	2	250(SO4)[#22]		400[#4]	8.8	9.1	11.9	9	10.4	-	<2	2.6	4	4.3	4.8	6.3	4.6	10.9
	Orthophosphate as P (Filtered)	µg/L	20				-	-	-	-	<20	-	<20	<20	-	-	-	-	-	<20
PAH	Naphthalene	µg/L	0.01		2[#2]	2[#2]	0.212	<0.01	0.0204	0.0229	-	0.0257	<1 - 0.0151	<0.2	<0.2	<1 - 0.262	<0.01	<0.01	<0.01	0.0124
	Acenaphthene	µg/L	0.005			No UK EQS	<0.1	<0.005	<0.01	<0.01	-	<0.005	<0.005	<0.1	<0.1	<0.1	<0.005	<0.005	<0.005	<0.005
	Acenaphthylene	µg/L	0.005			No UK EQS	<0.1	<0.005	<0.01	<0.01	-	<0.005	<1 - 0.00573	<0.1	<0.1	<0.1	<0.005	<0.005	<0.005	<0.005
	Fluoranthene	µg/L	0.005		0.0063[#2]	0.0063[#2]	<0.1	<0.005	<0.01	<0.01	-	<0.005	<1 - 0.0117	<0.1	<0.1	<0.1	<4 - 0.00727	<0.005	<0.005	<0.005
	Anthracene	µg/L	0.005		0.1[#2]	0.1[#2]	<0.1	<0.005	<0.01	<0.01	-	<0.005	<0.005	<0.1	<0.1	<0.1	<0.005	<0.005	<0.005	<0.005
	Phenanthrene	µg/L	0.005			No UK EQS	<0.1	<0.005	<0.01	<0.01	-	<0.005	<0.005	<0.1	<0.1	<1 - 0.153	<0.005	<0.005	<0.005	<0.005
	Fluorene	µg/L	0.005			No UK EQS	<0.1	<0.005	<0.01	<0.01	-	<0.005	<0.005	<0.1	<0.1	<0.1	<0.005	<0.005	<0.005	<0.005
	Chrysene	µg/L	0.005			No UK EQS	<0.1	<0.005	<0.01	<0.01	-	<0.005	<1 - 0.0077	<0.1	<0.1	<0.1	<0.005	<0.005	<0.005	<0.005
	Pyrene	µg/L	0.005			No UK EQS	<0.1	<0.005	<0.01	<0.01	-	<0.005	<1 - 0.0123	<0.1	<0.1	<0.1	<4 - 0.00724	<0.005	<10 - 0.0067	<0.005
	Benzo(a)anthracene	µg/L	0.005			No UK EQS	<0.1	<0.005	<0.01	<0.01	-	<0.005	<0.005	<0.1	<0.1	<0.1	<0.005	<0.005	<0.005	<0.005
	Benzo(b)fluoranthene	µg/L	0.005	0.025[#23]	See BaP[#24]	See BaP[#24]	<0.1	<0.005	<0.01	<0.01	-	<0.005	<0.005	<0.1	<0.1	<0.1	<0.005	<0.005	<0.005	<0.005
	Benzo(k)fluoranthene	µg/L	0.005	0.025[#23]	See BaP[#24]	See BaP[#24]	<0.1	<0.005	<0.01	<0.01	-	<0.005	<0.005	<0.1	<0.1	<0.1	<0.005	<0.005	<0.005	<0.005
	Benzo(a)pyrene	µg/L	0.002	0.01[#1]	0.00017[#24]	0.00017[#24]	<0.04	<0.002	<0.004	<0.004	-	<0.002	<0.002	<0.04	<0.04	<0.04	<0.002	<0.002	<0.002	<0.002
	Dibenz(a,h)anthracene	µg/L	0.005			No UK EQS	<0.1	<0.005	<0.01	<0.01	-	<0.005	<0.005	<0.1	<0.1	<0.1	<0.005	<0.005	<0.005	<0.005
	Benzo(g,h,i)perylene	µg/L	0.005	0.025[#23]	See BaP[#24]	See BaP[#24]	<0.1	<0.005	<0.01	<0.01	-	<0.005	<0.005	<0.1	<0.1	<0.1	<0.005	<0.005	<0.005	<0.005
	Indeno(1,2,3-c,d)pyrene	µg/L	0.005	0.025[#23]	See BaP[#24]	See BaP[#24]	<0.1	<0.005	<0.01	<0.01	-	<0.005	<0.005	<0.1	<0.1	<0.1	<0.005	<0.005	<0.005	<0.005
	PAH 16 Total	µg/L	0.082				<1.64	<0.082	<0.164	<0.164	-	<0.082	<0.082	<1.64	<1.64	<1.64	<0.082	<0.082	<0.082	<0.082
TPH CWG	>C5-C6 Aliphatics	µg/L	10	See TPH	See TPH	See TPH	<10	<10	<10	<10	-	406	843	592	295	764	340	259	345	<10
	>C6-C8 Aliphatics	µg/L	10	See TPH	See TPH	See TPH	<10	<10	<10	<10	-	274	476	464	251	552	300	227	292	<10
	>C8-C10 Aliphatics	µg/L	10	See TPH	See TPH	See TPH	<10	<10	<10	<10	-	41	52	49	33	89	38	19	38	<10
	>C10-C12 Aliphatics	µg/L	10	See TPH	See TPH	See TPH	<10	<10	<10	<10	-	22	15	12	11	28	19	<10	25	<10
	>C12-C16 Aliphatics	µg/L	10	See TPH	See TPH	See TPH	<10	<10	<20	<20	-	<10	<10	<50	14	20	<10	<10	<10	<10

						Location	BH01003	BH01003	BH01003	BH01003	BH01003	BH01020	BH01020	BH01020	BH01020	BH01020	BH01020	BH01020	BH01020	BH01025
						Sampled_Date_Time	02/06/2020	26/06/2020	05/08/2020	01/10/2020	05/11/2020	03/10/2019	24/01/2020	10/03/2020	03/04/2020	01/05/2020	02/06/2020	16/06/2020	30/09/2020	02/10/2019
						Sample_Depth_Avg	68	58	72	52.34	51.94	46.51	46.46	56	56	56	58	57	45.66	53.79
						Project_ID	LTC - Phase 2 LTM	LTC - Phase 2 LTM	LTC - Phase 2 LTM	LTC - Phase 2 LTM	LTC - Phase 2	LTC - Phase 2	LTC - Phase 2	LTC - Phase 2 LTM	LTC - Phase 2 LTM	LTC - Phase 2 LTM	LTC - Phase 2 LTM	LTC - Phase 2 LTM	LTC - Phase 2 LTM	LTC - Phase 2
				UK Drinking Water Standards	UK Estuaries and coastal waters EQS	UK Freshwater EQS														
Chem_Group	**Analyte**	**Units**	**MDL**																	
	>C16-C21 Aliphatics	µg/L	10	See TPH	See TPH	See TPH	<10	<10	<20	<20	-	<10	<10	97	103	112	16	<10	15	<10
	>C21-C35 Aliphatics	µg/L	10	See TPH	See TPH	See TPH	<10	<10	<20	<20	-	94	<10	2830	1560	1490	337	<10	278	<10
	>C16-C35 Aliphatics	µg/L	10				<10	<10	<20	<20	-	94	<10	2930	1660	1610	353	<10	293	<10
	Total Aliphatics >C12-C35	µg/L	10				<10	<10	<20	<20	-	94	<10	2930	1680	1630	353	<10	293	<10
	>EC5-EC7 Aromatics	µg/L	10				-	-	-	-	-			-	-	-	-	-	-	
	>EC6-EC7 Aromatics	µg/L	10				<10	<10	<10	<10	-	388	1460	336	32	362	42	157	243	<10
	>EC7-EC8 Aromatics	µg/L	10	See TPH	See TPH	See TPH	<10	<10	<10	<10	-	27	400	<10	<10	<10	<10	17	10	<10
	>EC8-EC10 Aromatics	µg/L	10	See TPH	See TPH	See TPH	<10	<10	<10	<10	-	275	398	307	185	550	126	89	192	<10
	>EC10-EC12 Aromatics	µg/L	10	See TPH	See TPH	See TPH	<10	<10	<10	<10	-	15	10	<10	<10	18	13	<10	16	<10
	>EC12-EC16 Aromatics	µg/L	10	See TPH	See TPH	See TPH	<10	<10	<20	<20	-	<10	<10	<50	<10	<10	<10	<10	<10	<10
	>EC16-EC21 Aromatics	µg/L	10	See TPH	See TPH	See TPH	<10	<10	<20	<20	-	<10	<10	<50	<10	<10	<10	<10	<10	<10
	>EC21-EC35 Aromatics	µg/L	10	See TPH	See TPH	See TPH	<10	<10	<20	<20	-	<10	<10	<50	135	100	<10	<10	<10	<10
	Total Aromatics >EC12-EC35	µg/L	10				<10	<10	<20	<20	-	<10	<10	<50	135	100	<10	<10	<10	<10
	TPH >C5-C35 Aliphatics/Aromatics	µg/L	10	|10[#25]	|50[#26]	|50[#26]	<10	<10	<10	<10	-	1540	3650	4700	2630	4090	1230	773	1450	<10
TPH	GRO >C5-12	µg/L	50				<50	<50	<50	<50	-	1450	3650	1770	814	2360	881	773	1160	<50
BTEX and MTBE	Benzene	µg/L	1	1[#1]	8[#2]	10[#2]	<7	<7	<7	<7	-	388	1460 - 2040	336	21.1 - 32	324 - 362	39.5 - 42	157 - 161	243 - 244	<7
	Toluene	µg/L	1	700[#3]	74[#2]	74[#2]	<4	<4	<4	<4	-	27	387 - 400	5	<1	<1	<1	15.4 - 17	8.99 - 10	<4
	Ethylbenzene	µg/L	1	300[#3]	20[#27]	20[#27]	<5	<5	<5	<5	-	<5	<1	<5	<1	<1	<1	<1	<1	<5
	Xylene (m & p)	µg/L	1	250[#28]	15[#29]	15[#29]	<8	<8	<8	<8	-	146	243 - 261	178	82.2 - 115	371 - 391	68.1 - 84	51.5 - 58	98.1 - 122	<8
	Xylene (o)	µg/L	1	250[#28]	15[#29]	15[#29]	<3	<3	<3	<3	-	101	90.9 - 102	96	35.6 - 48	119 - 131	11.3 - 17	15.3 - 18	31.3 - 45	<3
	Xylene Total	µg/L	2	500[#3]	30[#4]	30[#4]	<11	<11	<11	<11	-	247	363	274	118 - 163	490 - 522	79.4 - 101	66.8 - 76	129 - 167	<11
	MTBE	µg/L	1	15[#30]	15[#30]	15[#31]	<3	<3	<3	<3	-	<3	<3 - 4.6	<3	<3 - 4.01	<3 - 4.06	<3 - 3.36	<3 - 3.63	<3 - 4.15	<3
	Total BTEX	µg/L	28				<28	<28	<28	<28	-	662	2220	615	195	852	143	250	420	<28
VOC	Styrene	µg/L	1		50[#4]	50[#4]	-	-	-	-	-	-	<1	-	<1	<1	<1	<1	<1	-
	cis-1,3-dichloropropene	µg/L	1				-	-	-	-	-	-	<1	-	<1	<1	<1	<1	<1	-
	trans-1,3-dichloropropene	µg/L	1				-	-	-	-	-	-	<1	-	<1	<1	<1	<1	<1	-
	1,1,1,2-tetrachloroethane	µg/L	1			70[#32]	-	-	-	-	-	-	<1	-	<1	<1	<1	<1	<1	-

						Location	BH01003	BH01003	BH01003	BH01003	BH01003	BH01020	BH01020	BH01020	BH01020	BH01020	BH01020	BH01020	BH01020	BH01025
						Sampled_Date_Time	02/06/2020	26/06/2020	05/08/2020	01/10/2020	05/11/2020	03/10/2019	24/01/2020	10/03/2020	03/04/2020	01/05/2020	02/06/2020	16/06/2020	30/09/2020	02/10/2019
						Sample_Depth_Avg	68	58	72	52.34	51.94	46.51	46.46	56	56	56	58	57	45.66	53.79
						Project_ID	LTC - Phase 2 LTM	LTC - Phase 2 LTM	LTC - Phase 2 LTM	LTC - Phase 2 LTM	LTC - Phase 2	LTC - Phase 2	LTC - Phase 2	LTC - Phase 2 LTM	LTC - Phase 2 LTM	LTC - Phase 2 LTM	LTC - Phase 2 LTM	LTC - Phase 2 LTM	LTC - Phase 2 LTM	LTC - Phase 2
				UK Drinking Water Standards	UK Estuaries and coastal waters EQS	UK Freshwater EQS														
Chem_Group	**Analyte**	**Units**	**MDL**																	
	1,1,1-trichloroethane	µg/L	1	2000[#33]	100[#4]	100[#4]	-	-	-	-	-	-	<1	-	<1	<1	<1	<1	<1	-
	1,1,2,2-tetrachloroethane	µg/L	1			70[#32]	-	-	-	-	-	-	<1	-	<1	<1	<1	<1	<1	-
	1,1,2-trichloroethane	µg/L	1		300[#4]	400[#4]	-	-	-	-	-	-	<1	-	<1	<1	<1	<1	<1	-
	1,1-dichloroethane	µg/L	1	2.8[#34]			-	-	-	-	-	-	<1	-	<1	<1	<1	<1	<1	-
	1,1-dichloroethene	µg/L	1	140[#35]			-	-	-	-	-	-	<1	-	<1	<1	<1	<1	<1	-
	1,1-dichloropropene	µg/L	1				-	-	-	-	-	-	<1	-	<1	<1	<1	<1	<1	-
	1,2,3-trichloropropane	µg/L	1				-	-	-	-	-	-	<1	-	<1	<1	<1	<1	<1	-
	1,2,4-trimethylbenzene	µg/L	1				-	-	-	-	-	-	4.18	-	1.96	13.1	1.49	1.6	<1	-
	1,2-dibromo-3-chloropropane	µg/L	1				-	-	-	-	-	-	<1	-	<1	<1	<1	<1	<1	-
	1,2-dibromoethane	µg/L	1				-	-	-	-	-	-	<1	-	<1	<1	<1	<1	<1	-
	1,2-dichloroethane	µg/L	1	3[#1]	10[#2]	10[#2]	-	-	-	-	-	-	<1	-	<1	<1	<1	<1	<1	-
	1,2-dichloropropane	µg/L	1				-	-	-	-	-	-	<1	-	<1	<1	<1	<1	<1	-
	1,3,5-trimethylbenzene	µg/L	1				-	-	-	-	-	-	3.57	-	2.92	11.5	1.84	1.42	2.22	-
	1,3-dichloropropane	µg/L	1				-	-	-	-	-	-	<1	-	<1	<1	<1	<1	<1	-
	2,2-dichloropropane	µg/L	1				-	-	-	-	-	-	<1	-	<1	<1	<1	<1	<1	-
	2-chlorotoluene	µg/L	1				-	-	-	-	-	-	<1	-	<1	<1	<1	<1	<1	-
	4-chlorotoluene	µg/L	1				-	-	-	-	-	-	<1	-	<1	<1	<1	<1	<1	-
	Bromobenzene	µg/L	1				-	-	-	-	-	-	<1	-	<1	<1	<1	<1	<1	-
	Bromochloromethane	µg/L	1				-	-	-	-	-	-	<1	-	<1	<1	<1	<1	<1	-
	Bromodichloromethane	µg/L	1	25[#36]			-	-	-	-	-	-	<1	-	<1	<1	<1	<1	<1	-
	Bromoform	µg/L	1	25[#36]			-	-	-	-	-	-	<1	-	<1	<1	<1	<1	<1	-
	Bromomethane	µg/L	1				-	-	-	-	-	-	<1	-	<1	<1	<1	<1	<1	-
	Carbon disulfide	µg/L	1				-	-	-	-	-	-	<1	-	<1	<1	<1	<1	<1	-
	Carbon tetrachloride	µg/L	1	3[#1]	12[#2]	12[#2]	-	-	-	-	-	-	<1	-	<1	<1	<1	<1	<1	-
	Chlorodibromomethane	µg/L	1	25[#36]			-	-	-	-	-	-	<1	-	<1	<1	<1	<1	<1	-
	Chloroethane	µg/L	1				-	-	-	-	-	-	<1	-	<1	<1	<1	<1	<1	-
	Chloroform	µg/L	1	25[#36]	2.5[#2]	2.5[#2]	-	-	-	-	-	-	<1	-	<1	<1	<1	<1	<1	-

						Location	BH01003	BH01003	BH01003	BH01003	BH01003	BH01020	BH01020	BH01020	BH01020	BH01020	BH01020	BH01020	BH01020	BH01025
						Sampled_Date_Time	02/06/2020	26/06/2020	05/08/2020	01/10/2020	05/11/2020	03/10/2019	24/01/2020	10/03/2020	03/04/2020	01/05/2020	02/06/2020	16/06/2020	30/09/2020	02/10/2019
						Sample_Depth_Avg	68	58	72	52.34	51.94	46.51	46.46	56	56	56	58	57	45.66	53.79
						Project_ID	LTC - Phase 2 LTM	LTC - Phase 2 LTM	LTC - Phase 2 LTM	LTC - Phase 2 LTM	LTC - Phase 2	LTC - Phase 2	LTC - Phase 2	LTC - Phase 2 LTM	LTC - Phase 2 LTM	LTC - Phase 2 LTM	LTC - Phase 2 LTM	LTC - Phase 2 LTM	LTC - Phase 2 LTM	LTC - Phase 2
				UK Drinking Water Standards	UK Estuaries and coastal waters EQS	UK Freshwater EQS														
Chem_Group	**Analyte**	**Units**	**MDL**																	
	Chloromethane	µg/L	1				-	-	-	-	-	-	<1	-	<1	<1	<1	<1	<1	-
	cis-1,2-dichloroethene	µg/L	1	25[#37]			-	-	-	-	-	-	<1	-	<1	<1	<1	<1	<1	-
	Dibromomethane	µg/L	1				-	-	-	-	-	-	<1	-	<1	<1	<1	<1	<1	-
	Dichlorodifluoromethane	µg/L	1				-	-	-	-	-	-	<1	-	<1	<1	<1	<1	<1	-
	Dichloromethane	µg/L	3		20[#2]	20[#2]	-	-	-	-	-	-	<3	-	<3	<3	<3	<3	<3	-
	Isopropylbenzene	µg/L	1				-	-	-	-	-	-	<1	-	<1	<1	<1	<1	<1	-
	n-butylbenzene	µg/L	1				-	-	-	-	-	-	<1	-	<1	<1	<1	<1	<1	-
	n-propylbenzene	µg/L	1				-	-	-	-	-	-	<1	-	<1	<1	<1	<1	<1	-
	p-isopropyltoluene	µg/L	1				-	-	-	-	-	-	<1	-	<1	<1	<1	<1	<1	-
	sec-butylbenzene	µg/L	1				-	-	-	-	-	-	<1	-	<1	<1	<1	<1	<1	-
	Trichloroethene	µg/L	1	5[#38]	10[#2]	10[#2]	-	-	-	-	-	-	<1	-	<1	<1	<1	<1	<1	-
	tert-butylbenzene	µg/L	1				-	-	-	-	-	-	<1	-	<1	<1	<1	<1	<1	-
	Tetrachloroethene	µg/L	1	5[#38]	10[#2]	10[#2]	-	-	-	-	-	-	<1	-	<1	<1	<1	<1	<1	-
	trans-1,2-dichloroethene	µg/L	1	25[#37]			-	-	-	-	-	-	<1	-	<1	<1	<1	<1	<1	-
	Trichlorofluoromethane	µg/L	1				-	-	-	-	-	-	<1	-	<1	<1	<1	<1	<1	-
	Vinyl chloride	µg/L	1	0.5[#1]			-	-	-	-	-	-	<1	-	<1	<1	<1	<1	<1	-
	tert-Amyl methyl ether	µg/L	1				-	-	-	-	-	-	<1	-	<1	<1	<1	<1	<1	-
VOC/SVOC	1,2,3-trichlorobenzene	µg/L	0.01		0.13[#39]	0.13[#39]	-	-	-	-	-	-	<1	-	<1	<1	<1	<1	<1	-
	1,2,4-trichlorobenzene	µg/L	0.01		0.13[#39]	0.13[#39]	-	-	-	-	-	-	<1	-	<1	<1	<1	<1	<1	-
	1,2-dichlorobenzene	µg/L	1		6.7[#40]	6.7[#40]	-	-	-	-	-	-	<1	-	<1	<1	<1	<1	<1	-
	1,3,5-Trichlorobenzene	µg/L	0.01		0.13[#39]	0.13[#39]	-	-	-	-	-	-	<1	-	<1	<1	<1	<1	<1	-
	1,3-dichlorobenzene	µg/L	1		6.7[#40]	6.7[#40]	-	-	-	-	-	-	<1	-	<1	<1	<1	<1	<1	-
	1,4-dichlorobenzene	µg/L	1		6.7[#40]	6.7[#40]	-	-	-	-	-	-	<1	-	<1	<1	<1	<1	<1	-
	Chlorobenzene	µg/L	1	100[#41]			-	-	-	-	-	-	<1	-	<1	<1	<1	<1	<1	-
	Hexachlorobutadiene	µg/L	0.01		0.6(MAC)[#12]	0.6(MAC)[#12]	-	-	-	-	-	-	<1	-	<1	<1	<1	<1	<1	-
SVOC	4-bromophenyl phenyl ether	µg/L	1				-	-	-	-	-	-	<1	-	<1	<1	<4	<4	<10	-
	4-nitroaniline	µg/L	1				-	-	-	-	-	-	<1	-	<1	<1	<4	<4	<10	-

						Location	BH01003	BH01003	BH01003	BH01003	BH01003	BH01020	BH01020	BH01020	BH01020	BH01020	BH01020	BH01020	BH01020	BH01025
						Sampled_Date_Time	02/06/2020	26/06/2020	05/08/2020	01/10/2020	05/11/2020	03/10/2019	24/01/2020	10/03/2020	03/04/2020	01/05/2020	02/06/2020	16/06/2020	30/09/2020	02/10/2019
						Sample_Depth_Avg	68	58	72	52.34	51.94	46.51	46.46	56	56	56	58	57	45.66	53.79
						Project_ID	LTC - Phase 2 LTM	LTC - Phase 2 LTM	LTC - Phase 2 LTM	LTC - Phase 2 LTM	LTC - Phase 2	LTC - Phase 2	LTC - Phase 2	LTC - Phase 2 LTM	LTC - Phase 2 LTM	LTC - Phase 2 LTM	LTC - Phase 2 LTM	LTC - Phase 2 LTM	LTC - Phase 2 LTM	LTC - Phase 2
				UK Drinking Water Standards	UK Estuaries and coastal waters EQS	UK Freshwater EQS														
Chem_Group	**Analyte**	**Units**	**MDL**																	
	4-nitrophenol	µg/L	1				-	-	-	-	-	-	<1	-	<1	<1	<4	<4	<10	-
	2,4,5-trichlorophenol	µg/L	1				-	-	-	-	-	-	<1	-	<1	<1	<4	<4	<10	-
	2,4,6-trichlorophenol	µg/L	1				-	-	-	-	-	-	<1	-	<1	<1	<4	<4	<10	-
	2,4-dichlorophenol	µg/L	1		0.42[#2]	4.2[#2]	-	-	-	-	-	-	<1	-	<1	<1	<4	<4	<10	-
	2,4-dimethylphenol	µg/L	1				-	-	-	-	-	-	<1	-	10.2	42.7	8.38	<4	<10	-
	2,4-dinitrotoluene	µg/L	1				-	-	-	-	-	-	<1	-	<1	<1	<4	<4	<10	-
	2,6-dinitrotoluene	µg/L	1				-	-	-	-	-	-	<1	-	<1	<1	<4	<4	<10	-
	2-chloronaphthalene	µg/L	1				-	-	-	-	-	-	<1	-	<1	<1	<4	<4	<10	-
	2-chlorophenol	µg/L	1		50[#4]	50[#4]	-	-	-	-	-	-	<1	-	<1	<1	<4	<4	<10	-
	2-methylnaphthalene	µg/L	1				-	-	-	-	-	-	<1	-	<1	<1	<4	<4	<10	-
	2-methylphenol	µg/L	1				-	-	-	-	-	-	17	-	3.91	<1	<4	<4	<10	-
	2-nitroaniline	µg/L	1				-	-	-	-	-	-	<1	-	<1	<1	<4	<4	<10	-
	2-nitrophenol	µg/L	1				-	-	-	-	-	-	<1	-	<1	<1	<4	<4	<10	-
	3-nitroaniline	µg/L	1				-	-	-	-	-	-	<1	-	<1	<1	<4	<4	<10	-
	4,6-Dinitro-2-methylphenol	µg/L					-	-	-	-	-	-	-	-	-	-	-	-	-	-
	4-chloro-3-methylphenol	µg/L	1		40[#4]	40[#4]	-	-	-	-	-	-	<1	-	<1	<1	<4	<4	<10	-
	4-chloroaniline	µg/L	1				-	-	-	-	-	-	<1	-	<1	<1	<4	<4	<10	-
	4-chlorophenyl phenyl ether	µg/L	1				-	-	-	-	-	-	<1	-	<1	<1	<4	<4	<10	-
	4-methylphenol	µg/L	1				-	-	-	-	-	-	5.01	-	1.28	<1	<4	<4	<10	-
	Azobenzene	µg/L	1				-	-	-	-	-	-	<1	-	<1	<1	<4	<4	<10	-
	Bis(2-chloroethoxy) methane	µg/L	1				-	-	-	-	-	-	<1	-	<1	<1	<4	<4	<10	-
	Bis(2-chloroethyl)ether	µg/L	1				-	-	-	-	-	-	<1	-	<1	<1	<4	<4	<10	-
	Bis(2-ethylhexyl) phthalate	µg/L	2		1.3[#2]	1.3[#2]	-	-	-	-	-	-	<2	-	<2	<2	<8	<8	<20	-
	Butyl benzyl phthalate	µg/L	1		0.75[#2]	7.5[#2]	-	-	-	-	-	-	<1	-	<1	<1	<4	<4	<10	-
	Carbazole	µg/L	1				-	-	-	-	-	-	<1	-	<1	<1	<4	<4	<10	-
	Dibenzofuran	µg/L	1				-	-	-	-	-	-	<1	-	<1	<1	<4	<4	<10	-
	Diethylphthalate	µg/L	1		200[#4]	200[#4]	-	-	-	-	-	-	<1	-	<1	<1	<4	<4	<10	-

						Location	BH01003	BH01003	BH01003	BH01003	BH01003	BH01020	BH01020	BH01020	BH01020	BH01020	BH01020	BH01020	BH01020	BH01025
						Sampled_Date_Time	02/06/2020	26/06/2020	05/08/2020	01/10/2020	05/11/2020	03/10/2019	24/01/2020	10/03/2020	03/04/2020	01/05/2020	02/06/2020	16/06/2020	30/09/2020	02/10/2019
						Sample_Depth_Avg	68	58	72	52.34	51.94	46.51	46.46	56	56	56	58	57	45.66	53.79
						Project_ID	LTC - Phase 2 LTM	LTC - Phase 2 LTM	LTC - Phase 2 LTM	LTC - Phase 2 LTM	LTC - Phase 2	LTC - Phase 2	LTC - Phase 2	LTC - Phase 2 LTM	LTC - Phase 2 LTM	LTC - Phase 2 LTM	LTC - Phase 2 LTM	LTC - Phase 2 LTM	LTC - Phase 2 LTM	LTC - Phase 2
				UK Drinking Water Standards	UK Estuaries and coastal waters EQS	UK Freshwater EQS														
Chem_Group	**Analyte**	**Units**	**MDL**																	
	Dimethyl phthalate	µg/L	1		800[#4]	800[#4]	-	-	-	-	-	-	<1	-	<1	<1	<4	<4	<10	-
	Di-n-butyl phthalate	µg/L	1		8[#4]	8[#4]	-	-	-	-	-	-	<1	-	<1	<1	<4	<4	<10	-
	Di-n-octyl phthalate	µg/L	5		20[#4]	20[#4]	-	-	-	-	-	-	<5	-	<5	<5	<20	<20	<50	-
	Hexachlorobenzene	µg/L	0.01		0.05(MAC)[#12]	0.05(MAC)[#12]	-	-	-	-	-	-	<1	-	<1	<1	<4	<4	<10	-
	Hexachlorocyclopentadiene	µg/L	1				-	-	-	-	-	-	<1	-	<1	<1	<4	<4	<10	-
	Hexachloroethane	µg/L	1				-	-	-	-	-	-	<1	-	<1	<1	<4	<4	<10	-
	Isophorone	µg/L	1				-	-	-	-	-	-	<1	-	<1	<1	<4	<4	<10	-
	Nitrobenzene	µg/L	1				-	-	-	-	-	-	<1	-	<1	<1	<4	<4	<10	-
	N-nitrosodi-n-propylamine	µg/L	1				-	-	-	-	-	-	<1	-	<1	<1	<4	<4	<10	-
	Pentachlorobenzene	µg/L	0.01		0.0007[#2]	0.007[#2]	-	-	-	-	-	-	-	-	-	-	-	-	-	-
	Pentachloronitrobenzene	µg/L	0.01				-	-	-	-	-	-	-	-	-	-	-	-	-	-
	Pentachlorophenol	µg/L	1		0.4[#2]	0.4[#2]	-	-	-	-	-	-	<1	-	<1	<1	<4	<4	<10	-
PCB	Heptachlorobiphenyl, 2,3,3,4,4,5,5- (PCB 189)	µg/L	0.015				-	-	-	-	-	-	<0.015	<0.015	-	-	-	-	-	-
	Hexachlorobiphenyl, 2,3,3,4,4,5- (PCB 156)	µg/L	0.015				-	-	-	-	-	-	<0.015	<0.015	-	-	-	-	-	-
	Hexachlorobiphenyl, 2,3,3,4,4,5- (PCB 157)	µg/L	0.015				-	-	-	-	-	-	<0.015	<0.015	-	-	-	-	-	-
	Hexachlorobiphenyl, 2,3,4,4,5,5- (PCB 167)	µg/L	0.015				-	-	-	-	-	-	<0.015	<0.015	-	-	-	-	-	-
	Hexachlorobiphenyl, 3,3,4,4,5,5- (PCB 169)	µg/L	0.015				-	-	-	-	-	-	<0.015	<0.015	-	-	-	-	-	-
	PCB 101	µg/L	0.015				-	-	-	-	-	-	<0.015	<0.015	-	-	-	-	-	-
	PCB 118	µg/L	0.015				-	-	-	-	-	-	<0.015	<0.015	-	-	-	-	-	-
	PCB 138	µg/L	0.015				-	-	-	-	-	-	<0.015	<0.015	-	-	-	-	-	-
	PCB 153	µg/L	0.015				-	-	-	-	-	-	<0.015	<0.015	-	-	-	-	-	-
	PCB 180	µg/L	0.015				-	-	-	-	-	-	<0.015	<0.015	-	-	-	-	-	-
	PCB 28	µg/L	0.015				-	-	-	-	-	-	<0.015	<0.015	-	-	-	-	-	-
	PCB 52	µg/L	0.015				-	-	-	-	-	-	<0.015	<0.015	-	-	-	-	-	-
	Pentachlorobiphenyl, 2,3,3,4,4- (PCB 105)	µg/L	0.015				-	-	-	-	-	-	<0.015	<0.015	-	-	-	-	-	-
	Pentachlorobiphenyl, 2,3,4,4,5- (PCB 114)	µg/L	0.015				-	-	-	-	-	-	<0.015	<0.015	-	-	-	-	-	-
	Pentachlorobiphenyl, 2,3,4,4,5- (PCB 123)	µg/L	0.015				-	-	-	-	-	-	<0.015	<0.015	-	-	-	-	-	-

						Location	BH01003	BH01003	BH01003	BH01003	BH01003	BH01020	BH01020	BH01020	BH01020	BH01020	BH01020	BH01020	BH01020	BH01025
						Sampled_Date_Time	02/06/2020	26/06/2020	05/08/2020	01/10/2020	05/11/2020	03/10/2019	24/01/2020	10/03/2020	03/04/2020	01/05/2020	02/06/2020	16/06/2020	30/09/2020	02/10/2019
						Sample_Depth_Avg	68	58	72	52.34	51.94	46.51	46.46	56	56	56	58	57	45.66	53.79
						Project_ID	LTC - Phase 2 LTM	LTC - Phase 2 LTM	LTC - Phase 2 LTM	LTC - Phase 2 LTM	LTC - Phase 2	LTC - Phase 2	LTC - Phase 2	LTC - Phase 2 LTM	LTC - Phase 2 LTM	LTC - Phase 2 LTM	LTC - Phase 2 LTM	LTC - Phase 2 LTM	LTC - Phase 2 LTM	LTC - Phase 2
				UK Drinking Water Standards	UK Estuaries and coastal waters EQS	UK Freshwater EQS														
Chem_Group	**Analyte**	**Units**	**MDL**																	
	Pentachlorobiphenyl, 3,3,4,4,5- (PCB 126)	µg/L	0.015				-	-	-	-	-	-	<0.015	<0.015	-	-	-	-	-	-
	Tetrachlorobiphenyl, 3,3,4,4- (PCB 77)	µg/L	0.015				-	-	-	-	-	-	<0.015	<0.015	-	-	-	-	-	-
	Tetrachlorobiphenyl, 3,4,4,5- (PCB 81)	µg/L	0.015				-	-	-	-	-	-	<0.015	<0.015	-	-	-	-	-	-
	Total PCB 7 Congeners	µg/L	0.105				-	-	-	-	-	-	<0.105	<0.105	-	-	-	-	-	-
Phenolics	Xylenols (Filtered)	µg/L	0.5				<0.5	<0.5	0.72	<0.5	-	<8	<8	<2.5	1.54	<2.5	<5	<5	<5	<0.5
	Cresol Total (Filtered)	µg/L	0.5				<0.5	<0.5	<0.5	<0.5	-	30	10	9.35	5.88	6.75	7.74	7.54	5.63	<0.5
	Phenol	µg/L	1	5800[#34]	7.7[#2]	7.7[#2]	-	-	-	-	-	-	321	-	70.7	<1	77.4	69.9	138	-
	Phenol (Filtered)	µg/L	0.5	5800[#34]	7.7[#2]	7.7[#2]	<0.5	<0.5	<0.5	<0.5	-	220	240	18.9	10.5	22.5	51.5	51.8	43.5	<0.5
	Phenols Monohydric (Filtered)	µg/L	0.5				<0.5	<0.5	0.72	<0.5	-	250	250	28.3	17.9	29.3	59.2	59.3	49.1	<0.5
Organotins	Tributyltin	µg/L	0.001		0.0002[#2]	0.0002[#2]	-	-	-	-	-	-	<0.001	<0.03	-	-	-	-	-	-
Biological	Coliforms Total (Confirmed)	CFU/100mL					-	-	-	-	-	-	-	-	-	-	-	-	-	-
	Coliforms Total (Presumptive)	CFU/100mL					-	-	-	-	-	-	-	-	-	-	-	-	-	-
	Escherichia coli (Confirmed)	CFU/100mL					-	-	-	-	-	-	-	-	-	-	-	-	-	-
	Escherichia coli (Presumptive)	CFU/100mL					-	-	-	-	-	-	-	-	-	-	-	-	-	-
	Faecal streptococci (Confirmed)	CFU/100mL					-	-	-	-	-	-	-	-	-	-	-	-	-	-
	Faecal streptococci (Presumptive)	CFU/100mL					-	-	-	-	-	-	-	-	-	-	-	-	-	-
	Faecal Streptococci cfu/100ml	cfu/100ml										-	-							-
	Coliform	cfu/100 ml										-	-							-
	Salmonella	Detect					-	-	-	-	-	-	-	-	-	-	-	-	-	-
Pesticides	1-(3.4-Dichlorophenyl) urea (DCPU)	µg/l					-	-	-	-	-	-	-	-	-	-	-	-	-	-
	2-(4-Chlorophenoxy)propionic acid, 4-CPP	µg/l					-	-	-	-	-	-	-	-	-	-	-	-	-	-
	2-amino-N-(isopropyl)benzamide	µg/l					-	-	-	-	-	-	-	-	-	-	-	-	-	-
	2-Chloro-2.6-diethylacetanilide	µg/l					-	-	-	-	-	-	-	-	-	-	-	-	-	-
	Acibenzolar-S-methyl	µg/l					-	-	-	-	-	-	-	-	-	-	-	-	-	-
	Aminopyralid	µg/l					-	-	-	-	-	-	-	-	-	-	-	-	-	-
	Azoxystrobin	µg/L					-	-	-	-	-	-	-	-	-	-	-	-	-	-
	BAM	µg/l					-	-	-	-	-	-	-	-	-	-	-	-	-	-

						Location	BH01003	BH01003	BH01003	BH01003	BH01003	BH01020	BH01020	BH01020	BH01020	BH01020	BH01020	BH01020	BH01020	BH01025
						Sampled_Date_Time	02/06/2020	26/06/2020	05/08/2020	01/10/2020	05/11/2020	03/10/2019	24/01/2020	10/03/2020	03/04/2020	01/05/2020	02/06/2020	16/06/2020	30/09/2020	02/10/2019
						Sample_Depth_Avg	68	58	72	52.34	51.94	46.51	46.46	56	56	56	58	57	45.66	53.79
						Project_ID	LTC - Phase 2 LTM	LTC - Phase 2 LTM	LTC - Phase 2 LTM	LTC - Phase 2 LTM	LTC - Phase 2	LTC - Phase 2	LTC - Phase 2	LTC - Phase 2 LTM	LTC - Phase 2 LTM	LTC - Phase 2 LTM	LTC - Phase 2 LTM	LTC - Phase 2 LTM	LTC - Phase 2 LTM	LTC - Phase 2
				UK Drinking Water Standards	UK Estuaries and coastal waters EQS	UK Freshwater EQS														
Chem_Group	**Analyte**	**Units**	**MDL**																	
	Benalaxyl	µg/l					-	-	-	-	-	-	-	-	-	-	-	-	-	-
	Bentazone methyl	µg/l					-	-	-	-	-	-	-	-	-	-	-	-	-	-
	Bifenox	µg/L					-	-	-	-	-	-	-	-	-	-	-	-	-	-
	Bitertanol	µg/l					-	-	-	-	-	-	-	-	-	-	-	-	-	-
	Boscalid	µg/l					-	-	-	-	-	-	-	-	-	-	-	-	-	-
	Cadusafos	µg/l					-	-	-	-	-	-	-	-	-	-	-	-	-	-
	Carfentrazone-ethyl	µg/L					-	-	-	-	-	-	-	-	-	-	-	-	-	-
	Chloridazon-desphenyl	µg/l					-	-	-	-	-	-	-	-	-	-	-	-	-	-
	Chloridazon-methyl desphenyl	µg/l					-	-	-	-	-	-	-	-	-	-	-	-	-	-
	Chlorotoluron-desmethyl	µg/l					-	-	-	-	-	-	-	-	-	-	-	-	-	-
	Chlorpropham	µg/L			$10^{\#4}$	$10^{\#4}$	-	-	-	-	-	-	-	-	-	-	-	-	-	-
	Clodinafop	µg/l					-	-	-	-	-	-	-	-	-	-	-	-	-	-
	Clomeprop	µg/l					-	-	-	-	-	-	-	-	-	-	-	-	-	-
	Crimidine	µg/l					-	-	-	-	-	-	-	-	-	-	-	-	-	-
	Cybutryne (Irgarol)	µg/l					-	-	-	-	-	-	-	-	-	-	-	-	-	-
	Cyprazine	µg/l					-	-	-	-	-	-	-	-	-	-	-	-	-	-
	Cyprodinil	µg/L					-	-	-	-	-	-	-	-	-	-	-	-	-	-
	Dichlofenthion	µg/l					-	-	-	-	-	-	-	-	-	-	-	-	-	-
	Dichlormid	µg/l					-	-	-	-	-	-	-	-	-	-	-	-	-	-
	Diethofencarb	µg/l					-	-	-	-	-	-	-	-	-	-	-	-	-	-
	Difenacoum	µg/l					-	-	-	-	-	-	-	-	-	-	-	-	-	-
	Dimefuron	µg/l					-	-	-	-	-	-	-	-	-	-	-	-	-	-
	Dimethachlo	µg/l					-	-	-	-	-	-	-	-	-	-	-	-	-	-
	Dimethenamid	µg/l					-	-	-	-	-	-	-	-	-	-	-	-	-	-
	Dimethomorph	µg/l					-	-	-	-	-	-	-	-	-	-	-	-	-	-
	Dinoterb	µg/l					-	-	-	-	-	-	-	-	-	-	-	-	-	-
	Diuron desmethyl (DCPMU)	µg/l					-	-	-	-	-	-	-	-	-	-	-	-	-	-

						Location	BH01003	BH01003	BH01003	BH01003	BH01003	BH01020	BH01020	BH01020	BH01020	BH01020	BH01020	BH01020	BH01020	BH01025
						Sampled_Date_Time	02/06/2020	26/06/2020	05/08/2020	01/10/2020	05/11/2020	03/10/2019	24/01/2020	10/03/2020	03/04/2020	01/05/2020	02/06/2020	16/06/2020	30/09/2020	02/10/2019
						Sample_Depth_Avg	68	58	72	52.34	51.94	46.51	46.46	56	56	56	58	57	45.66	53.79
						Project_ID	LTC - Phase 2 LTM	LTC - Phase 2 LTM	LTC - Phase 2 LTM	LTC - Phase 2 LTM	LTC - Phase 2	LTC - Phase 2	LTC - Phase 2	LTC - Phase 2 LTM	LTC - Phase 2 LTM	LTC - Phase 2 LTM	LTC - Phase 2 LTM	LTC - Phase 2 LTM	LTC - Phase 2 LTM	LTC - Phase 2
				UK Drinking Water Standards	UK Estuaries and coastal waters EQS	UK Freshwater EQS														
Chem_Group	**Analyte**	**Units**	**MDL**																	
	Epoxiconazole	µg/l					-	-	-	-	-	-	-	-	-	-	-	-	-	-
	Etrimphos	µg/L	0.01				-	-	-	-	-	-	-	-	-	-	-	-	-	-
	Fenoxaprop	µg/l					-	-	-	-	-	-	-	-	-	-	-	-	-	-
	Fenpropidin	µg/l					-	-	-	-	-	-	-	-	-	-	-	-	-	-
	Fenuron	µg/l					-	-	-	-	-	-	-	-	-	-	-	-	-	-
	Fipronil	µg/L					-	-	-	-	-	-	-	-	-	-	-	-	-	-
	Florasulam	µg/l					-	-	-	-	-	-	-	-	-	-	-	-	-	-
	Fluazifop	µg/l					-	-	-	-	-	-	-	-	-	-	-	-	-	-
	Fluazifop-P-butyl	µg/L					-	-	-	-	-	-	-	-	-	-	-	-	-	-
	Foramsulfuron	µg/l					-	-	-	-	-	-	-	-	-	-	-	-	-	-
	Furathiocarb	µg/l					-	-	-	-	-	-	-	-	-	-	-	-	-	-
	Haloxyfop	µg/l					-	-	-	-	-	-	-	-	-	-	-	-	-	-
	Haloxyfop-p-methyl	µg/l					-	-	-	-	-	-	-	-	-	-	-	-	-	-
	Heptachlor epoxide	µg/L	0.01	0.03[#1]			-	-	-	-	-	-	-	-	-	-	-	-	-	-
	Imazamox	µg/l					-	-	-	-	-	-	-	-	-	-	-	-	-	-
	Indoxacarb	µg/L					-	-	-	-	-	-	-	-	-	-	-	-	-	-
	Isoproturon-desmethyl	µg/l					-	-	-	-	-	-	-	-	-	-	-	-	-	-
	Isoproturon-monodesmethyl	µg/l					-	-	-	-	-	-	-	-	-	-	-	-	-	-
	Isopyrazam	µg/l					-	-	-	-	-	-	-	-	-	-	-	-	-	-
	Kresoxim-methyl	µg/l					-	-	-	-	-	-	-	-	-	-	-	-	-	-
	Malaoxon	µg/l					-	-	-	-	-	-	-	-	-	-	-	-	-	-
	Mandipropamid	µg/l					-	-	-	-	-	-	-	-	-	-	-	-	-	-
	Mecarbam	µg/l					-	-	-	-	-	-	-	-	-	-	-	-	-	-
	Mesotrione	µg/l					-	-	-	-	-	-	-	-	-	-	-	-	-	-
	Metconazole	µg/l					-	-	-	-	-	-	-	-	-	-	-	-	-	-
	Metribuzin-desamino	µg/l					-	-	-	-	-	-	-	-	-	-	-	-	-	-
	Naptalam	µg/l					-	-	-	-	-	-	-	-	-	-	-	-	-	-

						Location	BH01003	BH01003	BH01003	BH01003	BH01003	BH01020	BH01020	BH01020	BH01020	BH01020	BH01020	BH01020	BH01020	BH01025
						Sampled_Date_Time	02/06/2020	26/06/2020	05/08/2020	01/10/2020	05/11/2020	03/10/2019	24/01/2020	10/03/2020	03/04/2020	01/05/2020	02/06/2020	16/06/2020	30/09/2020	02/10/2019
						Sample_Depth_Avg	68	58	72	52.34	51.94	46.51	46.46	56	56	56	58	57	45.66	53.79
						Project_ID	LTC - Phase 2 LTM	LTC - Phase 2 LTM	LTC - Phase 2 LTM	LTC - Phase 2 LTM	LTC - Phase 2	LTC - Phase 2	LTC - Phase 2	LTC - Phase 2 LTM	LTC - Phase 2 LTM	LTC - Phase 2 LTM	LTC - Phase 2 LTM	LTC - Phase 2 LTM	LTC - Phase 2 LTM	LTC - Phase 2
				UK Drinking Water Standards	UK Estuaries and coastal waters EQS	UK Freshwater EQS														
Chem_Group	**Analyte**	**Units**	**MDL**																	
	Nicosulfuron	µg/l					-	-	-	-	-	-	-	-	-	-	-	-	-	-
	Nuarimol	µg/l					-	-	-	-	-	-	-	-	-	-	-	-	-	-
	Oxadixyl	µg/l					-	-	-	-	-	-	-	-	-	-	-	-	-	-
	Paraoxon-ethyl	µg/l					-	-	-	-	-	-	-	-	-	-	-	-	-	-
	Parathion-ethyl	µg/l					-	-	-	-	-	-	-	-	-	-	-	-	-	-
	Penconazole	µg/l					-	-	-	-	-	-	-	-	-	-	-	-	-	-
	Pencycuron	µg/l					-	-	-	-	-	-	-	-	-	-	-	-	-	-
	Phosphamidon II (E)	µg/l	0.01				-	-	-	-	-	-	-	-	-	-	-	-	-	-
	Pretilachlor	µg/l					-	-	-	-	-	-	-	-	-	-	-	-	-	-
	Primisulfuron-methyl	µg/l					-	-	-	-	-	-	-	-	-	-	-	-	-	-
	Prodiamine	µg/l					-	-	-	-	-	-	-	-	-	-	-	-	-	-
	Propaquizafop	µg/l					-	-	-	-	-	-	-	-	-	-	-	-	-	-
	Propetamphos	µg/L	0.01		0.03[#4]	0.03[#4]	-	-	-	-	-	-	-	-	-	-	-	-	-	-
	Prosulfocarb	µg/l					-	-	-	-	-	-	-	-	-	-	-	-	-	-
	Prothioconazole	µg/l					-	-	-	-	-	-	-	-	-	-	-	-	-	-
	Pyribenzoxim	µg/l					-	-	-	-	-	-	-	-	-	-	-	-	-	-
	Quinmerac	µg/l					-	-	-	-	-	-	-	-	-	-	-	-	-	-
	Quizalofop	µg/l					-	-	-	-	-	-	-	-	-	-	-	-	-	-
	Rimsulfuron	µg/l					-	-	-	-	-	-	-	-	-	-	-	-	-	-
	Sebuthylazine	µg/l					-	-	-	-	-	-	-	-	-	-	-	-	-	-
	Simazine-2-hydroxy	µg/l					-	-	-	-	-	-	-	-	-	-	-	-	-	-
	Sodium Acifluorfen	µg/L					-	-	-	-	-	-	-	-	-	-	-	-	-	-
	Sulfosulfuron	µg/l					-	-	-	-	-	-	-	-	-	-	-	-	-	-
	Tecnazene	µg/L	0.01		1[#4]	1[#4]	-	-	-	-	-	-	-	-	-	-	-	-	-	-
	Teflubenzuron	µg/l					-	-	-	-	-	-	-	-	-	-	-	-	-	-
	Terbuthylazine-desethyl	µg/l					-	-	-	-	-	-	-	-	-	-	-	-	-	-
	Terbuthylazine-desethyl-2-hydroxy	µg/l					-	-	-	-	-	-	-	-	-	-	-	-	-	-

						Location	BH01003	BH01003	BH01003	BH01003	BH01003	BH01020	BH01020	BH01020	BH01020	BH01020	BH01020	BH01020	BH01020	BH01025
						Sampled_Date_Time	02/06/2020	26/06/2020	05/08/2020	01/10/2020	05/11/2020	03/10/2019	24/01/2020	10/03/2020	03/04/2020	01/05/2020	02/06/2020	16/06/2020	30/09/2020	02/10/2019
						Sample_Depth_Avg	68	58	72	52.34	51.94	46.51	46.46	56	56	56	58	57	45.66	53.79
						Project_ID	LTC - Phase 2 LTM	LTC - Phase 2 LTM	LTC - Phase 2 LTM	LTC - Phase 2 LTM	LTC - Phase 2	LTC - Phase 2	LTC - Phase 2	LTC - Phase 2 LTM	LTC - Phase 2 LTM	LTC - Phase 2 LTM	LTC - Phase 2 LTM	LTC - Phase 2 LTM	LTC - Phase 2 LTM	LTC - Phase 2
				UK Drinking Water Standards	UK Estuaries and coastal waters EQS	UK Freshwater EQS														
Chem_Group	**Analyte**	**Units**	**MDL**																	
	Terbuthylazine-hydroxy	µg/l					-	-	-	-	-	-	-	-	-	-	-	-	-	-
	Thiabendazole	µg/L			5[#4]	5[#4]	-	-	-	-	-	-	-	-	-	-	-	-	-	-
	Thiamethoxam	µg/L					-	-	-	-	-	-	-	-	-	-	-	-	-	-
	Tribenuron-methyl	µg/L					-	-	-	-	-	-	-	-	-	-	-	-	-	-
	Trietazine	µg/L	0.01				-	-	-	-	-	-	-	-	-	-	-	-	-	-
	Trifloxysulfuron-sodium	µg/l					-	-	-	-	-	-	-	-	-	-	-	-	-	-
	Triflusulfuron-methyl	µg/l					-	-	-	-	-	-	-	-	-	-	-	-	-	-
	Triforine	µg/l					-	-	-	-	-	-	-	-	-	-	-	-	-	-
	Triticonazole	µg/l					-	-	-	-	-	-	-	-	-	-	-	-	-	-
	Desmetryn	mg/L					-	-	-	-	-	-	-	-	-	-	-	-	-	-
	Simetryn	mg/L					-	-	-	-	-	-	-	-	-	-	-	-	-	-
	Clothianidin	µg/L					-	-	-	-	-	-	-	-	-	-	-	-	-	-
	Cymoxanil	µg/L					-	-	-	-	-	-	-	-	-	-	-	-	-	-
	Fluazifop-butyl	µg/L					-	-	-	-	-	-	-	-	-	-	-	-	-	-
	Imazamethabenz-methyl	µg/L					-	-	-	-	-	-	-	-	-	-	-	-	-	-
	Mesosulfuron-methyl	µg/L					-	-	-	-	-	-	-	-	-	-	-	-	-	-
	Metamitron	µg/L					-	-	-	-	-	-	-	-	-	-	-	-	-	-
	Metobromuron	µg/L					-	-	-	-	-	-	-	-	-	-	-	-	-	-
	Monuron	µg/L					-	-	-	-	-	-	-	-	-	-	-	-	-	-
	Secbumeton	µg/L					-	-	-	-	-	-	-	-	-	-	-	-	-	-
	Spiroxamine	µg/L					-	-	-	-	-	-	-	-	-	-	-	-	-	-
	Clomazon	µg/L					-	-	-	-	-	-	-	-	-	-	-	-	-	-
	Metazachlor	µg/L	0.01				-	-	-	-	-	-	-	-	-	-	-	-	-	-
	Methabenzthiazuran	µg/L					-	-	-	-	-	-	-	-	-	-	-	-	-	-
	Iprovalicarb	µg/L					-	-	-	-	-	-	-	-	-	-	-	-	-	-
	Chloroxuron	µg/L					-	-	-	-	-	-	-	-	-	-	-	-	-	-
	Neburon	µg/L					-	-	-	-	-	-	-	-	-	-	-	-	-	-

						Location	BH01003	BH01003	BH01003	BH01003	BH01003	BH01020	BH01020	BH01020	BH01020	BH01020	BH01020	BH01020	BH01020	BH01025
						Sampled_Date_Time	02/06/2020	26/06/2020	05/08/2020	01/10/2020	05/11/2020	03/10/2019	24/01/2020	10/03/2020	03/04/2020	01/05/2020	02/06/2020	16/06/2020	30/09/2020	02/10/2019
						Sample_Depth_Avg	68	58	72	52.34	51.94	46.51	46.46	56	56	56	58	57	45.66	53.79
						Project_ID	LTC - Phase 2 LTM	LTC - Phase 2 LTM	LTC - Phase 2 LTM	LTC - Phase 2 LTM	LTC - Phase 2	LTC - Phase 2	LTC - Phase 2	LTC - Phase 2 LTM	LTC - Phase 2 LTM	LTC - Phase 2 LTM	LTC - Phase 2 LTM	LTC - Phase 2 LTM	LTC - Phase 2 LTM	LTC - Phase 2
				UK Drinking Water Standards	UK Estuaries and coastal waters EQS	UK Freshwater EQS														
Chem_Group	**Analyte**	**Units**	**MDL**																	
	Metribuzin	µg/L					-	-	-	-	-	-	-	-	-	-	-	-	-	-
	2,3,6-Trichlorobenzoic Acid (Tba)	µg/L					-	-	-	-	-	-	-	-	-	-	-	-	-	-
	2,4,5-Trichlorophenoxy Acetic Acid	µg/L					-	-	-	-	-	-	-	-	-	-	-	-	-	-
	2,4,5-TP (Silvex)	µg/L					-	-	-	-	-	-	-	-	-	-	-	-	-	-
	Pyrimethanil	µg/L					-	-	-	-	-	-	-	-	-	-	-	-	-	-
	Hedonal	µg/L			0.3[#2]	0.3[#2]	-	-	-	-	-	-	-	-	-	-	-	-	-	-
	2,4-DDT	µg/L	0.01		0.00625[#42]	0.00625[#42]	-	-	-	-	-	-	-	-	-	-	-	-	-	-
	Propachlor	µg/L	0.01				-	-	-	-	-	-	-	-	-	-	-	-	-	-
	Propamocarb	µg/L					-	-	-	-	-	-	-	-	-	-	-	-	-	-
	2,4-Dichlorprop	µg/L					-	-	-	-	-	-	-	-	-	-	-	-	-	-
	3-Hydroxy Carbofuran	µg/L					-	-	-	-	-	-	-	-	-	-	-	-	-	-
	4-(2,4-Dichlorophenoxy)butyric Acid (2,4-DB)	µg/L					-	-	-	-	-	-	-	-	-	-	-	-	-	-
	4,4-DDE	µg/L	0.01		0.00625[#42]	0.00625[#42]	-	-	-	-	-	-	-	-	-	-	-	-	-	-
	4-Bromo-3,5-dimethylphenyl-N-methylcarbamate	µg/L					-	-	-	-	-	-	-	-	-	-	-	-	-	-
	a-BHC	µg/L	0.01				-	-	-	-	-	-	-	-	-	-	-	-	-	-
	Acetochlor	µg/L					-	-	-	-	-	-	-	-	-	-	-	-	-	-
	Aldicarb	µg/L					-	-	-	-	-	-	-	-	-	-	-	-	-	-
	Aldicarb sulfone	µg/L					-	-	-	-	-	-	-	-	-	-	-	-	-	-
	Aldrin	µg/L	0.01	0.03[#1]	0.00125[#43]	0.0025[#44]	-	-	-	-	-	-	-	-	-	-	-	-	-	-
	Ametryn	µg/L					-	-	-	-	-	-	-	-	-	-	-	-	-	-
	Amidosulfuron	µg/L					-	-	-	-	-	-	-	-	-	-	-	-	-	-
	Acetamiprid	µg/L					-	-	-	-	-	-	-	-	-	-	-	-	-	-
	Aclonifen	µg/L					-	-	-	-	-	-	-	-	-	-	-	-	-	-
	Actril (Ioxynil)	µg/L			10[#4]	10[#4]	-	-	-	-	-	-	-	-	-	-	-	-	-	-
	Atraton	µg/L					-	-	-	-	-	-	-	-	-	-	-	-	-	-
	Atrazine	µg/L	0.01		0.6[#2]	0.6[#2]	-	-	-	-	-	-	-	-	-	-	-	-	-	-
	Azinophos methyl	µg/L	0.02		0.01[#8]	0.01[#8]	-	-	-	-	-	-	-	-	-	-	-	-	-	-

						Location	BH01003	BH01003	BH01003	BH01003	BH01003	BH01020	BH01020	BH01020	BH01020	BH01020	BH01020	BH01020	BH01020	BH01025
						Sampled_Date_Time	02/06/2020	26/06/2020	05/08/2020	01/10/2020	05/11/2020	03/10/2019	24/01/2020	10/03/2020	03/04/2020	01/05/2020	02/06/2020	16/06/2020	30/09/2020	02/10/2019
						Sample_Depth_Avg	68	58	72	52.34	51.94	46.51	46.46	56	56	56	58	57	45.66	53.79
						Project_ID	LTC - Phase 2 LTM	LTC - Phase 2 LTM	LTC - Phase 2 LTM	LTC - Phase 2 LTM	LTC - Phase 2	LTC - Phase 2	LTC - Phase 2	LTC - Phase 2 LTM	LTC - Phase 2 LTM	LTC - Phase 2 LTM	LTC - Phase 2 LTM	LTC - Phase 2 LTM	LTC - Phase 2 LTM	LTC - Phase 2
				UK Drinking Water Standards	UK Estuaries and coastal waters EQS	UK Freshwater EQS														
Chem_Group	**Analyte**	**Units**	**MDL**																	
	Baygon	µg/L					-	-	-	-	-	-	-	-	-	-	-	-	-	-
	b-BHC	µg/L	0.01				-	-	-	-	-	-	-	-	-	-	-	-	-	-
	Benazolin	µg/L					-	-	-	-	-	-	-	-	-	-	-	-	-	-
	Bendiocarb	µg/L					-	-	-	-	-	-	-	-	-	-	-	-	-	-
	Bentazone	µg/L			500[#4]	500[#4]	-	-	-	-	-	-	-	-	-	-	-	-	-	-
	Bidrin	µg/L					-	-	-	-	-	-	-	-	-	-	-	-	-	-
	Bromacil	µg/L					-	-	-	-	-	-	-	-	-	-	-	-	-	-
	Bromazil	µg/L					-	-	-	-	-	-	-	-	-	-	-	-	-	-
	Bromophos-ethyl	µg/L					-	-	-	-	-	-	-	-	-	-	-	-	-	-
	Bromoxynil	µg/L			100[#4]	100[#4]	-	-	-	-	-	-	-	-	-	-	-	-	-	-
	Carbaryl	µg/L					-	-	-	-	-	-	-	-	-	-	-	-	-	-
	Carbendazim	µg/L				0.15[#4]	-	-	-	-	-	-	-	-	-	-	-	-	-	-
	Carbetamide	µg/L					-	-	-	-	-	-	-	-	-	-	-	-	-	-
	Carbofuran	µg/L					-	-	-	-	-	-	-	-	-	-	-	-	-	-
	Carbophenothion	µg/L	0.01				-	-	-	-	-	-	-	-	-	-	-	-	-	-
	Carboxin	µg/L					-	-	-	-	-	-	-	-	-	-	-	-	-	-
	Chlorbromuron	µg/L					-	-	-	-	-	-	-	-	-	-	-	-	-	-
	Chlordane (cis)	µg/L	0.01				-	-	-	-	-	-	-	-	-	-	-	-	-	-
	Azinphos Ethyl	µg/L	0.02				-	-	-	-	-	-	-	-	-	-	-	-	-	-
	Chlordane (trans)	µg/L	0.01				-	-	-	-	-	-	-	-	-	-	-	-	-	-
	Chlorfenvinphos	µg/L	0.01		0.1[#2]	0.1[#2]	-	-	-	-	-	-	-	-	-	-	-	-	-	-
	Chloridazon	µg/L					-	-	-	-	-	-	-	-	-	-	-	-	-	-
	Chlorotoluron	µg/L			2[#4]	2[#4]	-	-	-	-	-	-	-	-	-	-	-	-	-	-
	Chlorpyrifos	µg/L	0.01		0.03[#2]		-	-	-	-	-	-	-	-	-	-	-	-	-	-
	Chlorpyrifos-methyl	µg/L	0.01				-	-	-	-	-	-	-	-	-	-	-	-	-	-
	Chlorsulfuron	µg/L					-	-	-	-	-	-	-	-	-	-	-	-	-	-
	Clopyralid	µg/L					-	-	-	-	-	-	-	-	-	-	-	-	-	-

						Location	BH01003	BH01003	BH01003	BH01003	BH01003	BH01020	BH01020	BH01020	BH01020	BH01020	BH01020	BH01020	BH01020	BH01025
						Sampled_Date_Time	02/06/2020	26/06/2020	05/08/2020	01/10/2020	05/11/2020	03/10/2019	24/01/2020	10/03/2020	03/04/2020	01/05/2020	02/06/2020	16/06/2020	30/09/2020	02/10/2019
						Sample_Depth_Avg	68	58	72	52.34	51.94	46.51	46.46	56	56	56	58	57	45.66	53.79
						Project_ID	LTC - Phase 2 LTM	LTC - Phase 2 LTM	LTC - Phase 2 LTM	LTC - Phase 2 LTM	LTC - Phase 2	LTC - Phase 2	LTC - Phase 2	LTC - Phase 2 LTM	LTC - Phase 2 LTM	LTC - Phase 2 LTM	LTC - Phase 2 LTM	LTC - Phase 2 LTM	LTC - Phase 2 LTM	LTC - Phase 2
				UK Drinking Water Standards	UK Estuaries and coastal waters EQS	UK Freshwater EQS														
Chem_Group	**Analyte**	**Units**	**MDL**																	
	Coumaphos	µg/L	0.01		0.03[#4]	0.03[#4]	-	-	-	-	-	-	-	-	-	-	-	-	-	-
	Cyanazine	µg/L	0.01				-	-	-	-	-	-	-	-	-	-	-	-	-	-
	Cyproconazole	µg/L					-	-	-	-	-	-	-	-	-	-	-	-	-	-
	Cyromazine	µg/L					-	-	-	-	-	-	-	-	-	-	-	-	-	-
	d-BHC	µg/L	0.01				-	-	-	-	-	-	-	-	-	-	-	-	-	-
	DDD	µg/L	0.01		0.00625[#42]	0.00625[#42]	-	-	-	-	-	-	-	-	-	-	-	-	-	-
	DDT	µg/L	0.01		0.01[#45]	0.01[#45]	-	-	-	-	-	-	-	-	-	-	-	-	-	-
	Deisopropylatrazine	µg/L					-	-	-	-	-	-	-	-	-	-	-	-	-	-
	Chlorothalonil	µg/L	0.01			0.035[#2]	-	-	-	-	-	-	-	-	-	-	-	-	-	-
	Deethylatrazine	µg/L					-	-	-	-	-	-	-	-	-	-	-	-	-	-
	Demeton-S-methyl	µg/L	0.01				-	-	-	-	-	-	-	-	-	-	-	-	-	-
	Diazinon	µg/L	0.01		0.01[#2]	0.01[#2]	-	-	-	-	-	-	-	-	-	-	-	-	-	-
	Dicamba	µg/L					-	-	-	-	-	-	-	-	-	-	-	-	-	-
	Dichlobenil	µg/L	0.01				-	-	-	-	-	-	-	-	-	-	-	-	-	-
	Dichlorvos	µg/L	0.01		0.04[#4]	0.001[#4]	-	-	-	-	-	-	-	-	-	-	-	-	-	-
	Diclofop	µg/L					-	-	-	-	-	-	-	-	-	-	-	-	-	-
	Dieldrin	µg/L	0.01	0.03[#1]	0.00125[#43]	0.0025[#44]	-	-	-	-	-	-	-	-	-	-	-	-	-	-
	Difenoconazole	µg/L					-	-	-	-	-	-	-	-	-	-	-	-	-	-
	Difenoxuron	µg/L					-	-	-	-	-	-	-	-	-	-	-	-	-	-
	Diflubenzuron	µg/L			0.005[#4]	0.001[#4]	-	-	-	-	-	-	-	-	-	-	-	-	-	-
	Diflufenican	µg/L					-	-	-	-	-	-	-	-	-	-	-	-	-	-
	Dimethoate	µg/L	0.01		0.48[#2]	0.48[#2]	-	-	-	-	-	-	-	-	-	-	-	-	-	-
	Dinoseb	µg/L					-	-	-	-	-	-	-	-	-	-	-	-	-	-
	Disulfoton	µg/L	0.01				-	-	-	-	-	-	-	-	-	-	-	-	-	-
	Diuron	µg/L			0.2[#2]	0.2[#2]	-	-	-	-	-	-	-	-	-	-	-	-	-	-
	Endosulfan I	µg/L	0.01				-	-	-	-	-	-	-	-	-	-	-	-	-	-
	Endosulfan II	µg/L	0.02				-	-	-	-	-	-	-	-	-	-	-	-	-	-

						Location	BH01003	BH01003	BH01003	BH01003	BH01003	BH01020	BH01020	BH01020	BH01020	BH01020	BH01020	BH01020	BH01020	BH01025
						Sampled_Date_Time	02/06/2020	26/06/2020	05/08/2020	01/10/2020	05/11/2020	03/10/2019	24/01/2020	10/03/2020	03/04/2020	01/05/2020	02/06/2020	16/06/2020	30/09/2020	02/10/2019
						Sample_Depth_Avg	68	58	72	52.34	51.94	46.51	46.46	56	56	56	58	57	45.66	53.79
						Project_ID	LTC - Phase 2 LTM	LTC - Phase 2 LTM	LTC - Phase 2 LTM	LTC - Phase 2 LTM	LTC - Phase 2	LTC - Phase 2	LTC - Phase 2	LTC - Phase 2 LTM	LTC - Phase 2 LTM	LTC - Phase 2 LTM	LTC - Phase 2 LTM	LTC - Phase 2 LTM	LTC - Phase 2 LTM	LTC - Phase 2
				UK Drinking Water Standards	UK Estuaries and coastal waters EQS	UK Freshwater EQS														
Chem_Group	**Analyte**	**Units**	**MDL**																	
	Endosulfan sulphate	µg/L	0.02				-	-	-	-	-	-	-	-	-	-	-	-	-	-
	Endrin	µg/L	0.01		0.00125[#43]	0.0025[#44]	-	-	-	-	-	-	-	-	-	-	-	-	-	-
	s-Ethyl dipropylthiocarbamate	µg/L					-	-	-	-	-	-	-	-	-	-	-	-	-	-
	Ethiofencarb	µg/L					-	-	-	-	-	-	-	-	-	-	-	-	-	-
	Ethion	µg/L	0.01				-	-	-	-	-	-	-	-	-	-	-	-	-	-
	Ethoprop	µg/L					-	-	-	-	-	-	-	-	-	-	-	-	-	-
	Ethofumesate	µg/L					-	-	-	-	-	-	-	-	-	-	-	-	-	-
	Etridiazole	µg/L	0.01				-	-	-	-	-	-	-	-	-	-	-	-	-	-
	Fenamiphos	µg/L					-	-	-	-	-	-	-	-	-	-	-	-	-	-
	Fenarimol	µg/L					-	-	-	-	-	-	-	-	-	-	-	-	-	-
	Fenitrothion	µg/L	0.01		0.01[#4]	0.01[#4]	-	-	-	-	-	-	-	-	-	-	-	-	-	-
	Fensulfothion	µg/L					-	-	-	-	-	-	-	-	-	-	-	-	-	-
	Fenhexamid	µg/L					-	-	-	-	-	-	-	-	-	-	-	-	-	-
	Fenoxycarb	µg/L					-	-	-	-	-	-	-	-	-	-	-	-	-	-
	Fenthion	µg/L	0.01				-	-	-	-	-	-	-	-	-	-	-	-	-	-
	Fenpropimorf	µg/L					-	-	-	-	-	-	-	-	-	-	-	-	-	-
	Fluroxypyr	µg/L					-	-	-	-	-	-	-	-	-	-	-	-	-	-
	Flutolanil	µg/L					-	-	-	-	-	-	-	-	-	-	-	-	-	-
	Fonofos	µg/L					-	-	-	-	-	-	-	-	-	-	-	-	-	-
	EPTC	µg/L										-	-							-
	g-BHC (Lindane)	µg/L	0.01				-	-	-	-	-	-	-	-	-	-	-	-	-	-
	Haloxyfop-methyl	µg/L					-	-	-	-	-	-	-	-	-	-	-	-	-	-
	Thifensulfuron	µg/L					-	-	-	-	-	-	-	-	-	-	-	-	-	-
	Heptachlor	µg/L	0.01	0.03[#1]			-	-	-	-	-	-	-	-	-	-	-	-	-	-
	Hexaconazole	µg/L					-	-	-	-	-	-	-	-	-	-	-	-	-	-
	Hexazinone	µg/L					-	-	-	-	-	-	-	-	-	-	-	-	-	-
	Hydroxyatrazine	µg/L					-	-	-	-	-	-	-	-	-	-	-	-	-	-

						Location	BH01003	BH01003	BH01003	BH01003	BH01003	BH01020	BH01020	BH01020	BH01020	BH01020	BH01020	BH01020	BH01020	BH01025
						Sampled_Date_Time	02/06/2020	26/06/2020	05/08/2020	01/10/2020	05/11/2020	03/10/2019	24/01/2020	10/03/2020	03/04/2020	01/05/2020	02/06/2020	16/06/2020	30/09/2020	02/10/2019
						Sample_Depth_Avg	68	58	72	52.34	51.94	46.51	46.46	56	56	56	58	57	45.66	53.79
						Project_ID	LTC - Phase 2 LTM	LTC - Phase 2 LTM	LTC - Phase 2 LTM	LTC - Phase 2 LTM	LTC - Phase 2	LTC - Phase 2	LTC - Phase 2	LTC - Phase 2 LTM	LTC - Phase 2 LTM	LTC - Phase 2 LTM	LTC - Phase 2 LTM	LTC - Phase 2 LTM	LTC - Phase 2 LTM	LTC - Phase 2
				UK Drinking Water Standards	UK Estuaries and coastal waters EQS	UK Freshwater EQS														
Chem_Group	**Analyte**	**Units**	**MDL**																	
	Iprodione	µg/L					-	-	-	-	-	-	-	-	-	-	-	-	-	-
	Isodrin	µg/L	0.01		0.00125[#43]	0.0025[#44]	-	-	-	-	-	-	-	-	-	-	-	-	-	-
	Isoproturon	µg/L			0.3[#2]	0.3[#2]	-	-	-	-	-	-	-	-	-	-	-	-	-	-
	Linuron	µg/L			0.5[#2]	0.5[#2]	-	-	-	-	-	-	-	-	-	-	-	-	-	-
	Malathion	µg/L	0.01		0.02[#4]	0.01[#4]	-	-	-	-	-	-	-	-	-	-	-	-	-	-
	2-Methyl-4-chlorophenoxyacetic acid	µg/L					-	-	-	-	-	-	-	-	-	-	-	-	-	-
	2-Methyl-4-Chlorophenoxy Butanoic Acid	µg/L					-	-	-	-	-	-	-	-	-	-	-	-	-	-
	Mecoprop	µg/L			18[#2]	18[#2]	-	-	-	-	-	-	-	-	-	-	-	-	-	-
	Mefenpyr-diethyl	µg/L					-	-	-	-	-	-	-	-	-	-	-	-	-	-
	Metachlor	µg/L	0.01		0.3[#2]	0.3[#2]	-	-	-	-	-	-	-	-	-	-	-	-	-	-
	Metalaxyl	µg/L					-	-	-	-	-	-	-	-	-	-	-	-	-	-
	Methamidophos	µg/L					-	-	-	-	-	-	-	-	-	-	-	-	-	-
	Methidathion	µg/L					-	-	-	-	-	-	-	-	-	-	-	-	-	-
	Methiocarb	µg/L				0.01[#4]	-	-	-	-	-	-	-	-	-	-	-	-	-	-
	Methomyl	µg/L					-	-	-	-	-	-	-	-	-	-	-	-	-	-
	Methoxychlor	µg/L	0.01				-	-	-	-	-	-	-	-	-	-	-	-	-	-
	Methoxyfenozide	µg/L					-	-	-	-	-	-	-	-	-	-	-	-	-	-
	Methyl parathion	µg/L	0.01				-	-	-	-	-	-	-	-	-	-	-	-	-	-
	Metolachlor	µg/L					-	-	-	-	-	-	-	-	-	-	-	-	-	-
	Metoxuron	µg/L					-	-	-	-	-	-	-	-	-	-	-	-	-	-
	Metsulfuron Methyl	µg/L					-	-	-	-	-	-	-	-	-	-	-	-	-	-
	Mevinphos (Phosdrin)	µg/L	0.01			0.02(MAC)[#46]	-	-	-	-	-	-	-	-	-	-	-	-	-	-
	Molinate	µg/L					-	-	-	-	-	-	-	-	-	-	-	-	-	-
	Monlinuran	µg/L					-	-	-	-	-	-	-	-	-	-	-	-	-	-
	Monocrotophos	µg/L					-	-	-	-	-	-	-	-	-	-	-	-	-	-
	Napropamide	µg/L					-	-	-	-	-	-	-	-	-	-	-	-	-	-
	Flusilazole (NuStar)	µg/L					-	-	-	-	-	-	-	-	-	-	-	-	-	-

						Location	BH01003	BH01003	BH01003	BH01003	BH01003	BH01020	BH01020	BH01020	BH01020	BH01020	BH01020	BH01020	BH01020	BH01025
						Sampled_Date_Time	02/06/2020	26/06/2020	05/08/2020	01/10/2020	05/11/2020	03/10/2019	24/01/2020	10/03/2020	03/04/2020	01/05/2020	02/06/2020	16/06/2020	30/09/2020	02/10/2019
						Sample_Depth_Avg	68	58	72	52.34	51.94	46.51	46.46	56	56	56	58	57	45.66	53.79
						Project_ID	LTC - Phase 2 LTM	LTC - Phase 2 LTM	LTC - Phase 2 LTM	LTC - Phase 2 LTM	LTC - Phase 2	LTC - Phase 2	LTC - Phase 2	LTC - Phase 2 LTM	LTC - Phase 2 LTM	LTC - Phase 2 LTM	LTC - Phase 2 LTM	LTC - Phase 2 LTM	LTC - Phase 2 LTM	LTC - Phase 2
				UK Drinking Water Standards	UK Estuaries and coastal waters EQS	UK Freshwater EQS														
Chem_Group	**Analyte**	**Units**	**MDL**																	
	o,p-DDD	µg/L	0.01				-	-	-	-	-	-	-	-	-	-	-	-	-	-
	o,p'-DDE	µg/L	0.01				-	-	-	-	-	-	-	-	-	-	-	-	-	-
	o,p-Methoxychlor	µg/L	0.01				-	-	-	-	-	-	-	-	-	-	-	-	-	-
	Omethoate	µg/L	0.01			0.01[#4]	-	-	-	-	-	-	-	-	-	-	-	-	-	-
	Oxamyl	µg/L					-	-	-	-	-	-	-	-	-	-	-	-	-	-
	Paclobutrazol	µg/L					-	-	-	-	-	-	-	-	-	-	-	-	-	-
	Methyl Paraoxon	µg/L					-	-	-	-	-	-	-	-	-	-	-	-	-	-
	Parathion	µg/L	0.01				-	-	-	-	-	-	-	-	-	-	-	-	-	-
	Pendimethalin	µg/L	0.01			0.3[#2]	-	-	-	-	-	-	-	-	-	-	-	-	-	-
	Imidacloprid	µg/L					-	-	-	-	-	-	-	-	-	-	-	-	-	-
	Permethrin	µg/L	0.01		0.0002[#4]	0.001[#4]	-	-	-	-	-	-	-	-	-	-	-	-	-	-
	Permethrin II	µg/L	0.01				-	-	-	-	-	-	-	-	-	-	-	-	-	-
	Phorate	µg/L	0.01				-	-	-	-	-	-	-	-	-	-	-	-	-	-
	Phosmet	µg/L					-	-	-	-	-	-	-	-	-	-	-	-	-	-
	Lenacil	µg/L					-	-	-	-	-	-	-	-	-	-	-	-	-	-
	Picloram	µg/L					-	-	-	-	-	-	-	-	-	-	-	-	-	-
	Picoxystrobin	µg/L					-	-	-	-	-	-	-	-	-	-	-	-	-	-
	Pirimicarb	µg/L			1[#4]	1[#4]	-	-	-	-	-	-	-	-	-	-	-	-	-	-
	Pirimiphos-methyl	µg/L	0.01		0.015[#4]	0.015[#4]	-	-	-	-	-	-	-	-	-	-	-	-	-	-
	Pirimphos-ethyl	µg/L					-	-	-	-	-	-	-	-	-	-	-	-	-	-
	Prochloraz	µg/L			4[#4]	4[#4]	-	-	-	-	-	-	-	-	-	-	-	-	-	-
	Profenofos	µg/L					-	-	-	-	-	-	-	-	-	-	-	-	-	-
	Promecarb	µg/L					-	-	-	-	-	-	-	-	-	-	-	-	-	-
	Prometon	µg/L					-	-	-	-	-	-	-	-	-	-	-	-	-	-
	Prometryn	µg/L	0.01				-	-	-	-	-	-	-	-	-	-	-	-	-	-
	Pronamide	µg/L	0.01		100[#4]	100[#4]	-	-	-	-	-	-	-	-	-	-	-	-	-	-
	Propanil	µg/L					-	-	-	-	-	-	-	-	-	-	-	-	-	-

						Location	BH01003	BH01003	BH01003	BH01003	BH01003	BH01020	BH01020	BH01020	BH01020	BH01020	BH01020	BH01020	BH01020	BH01025
						Sampled_Date_Time	02/06/2020	26/06/2020	05/08/2020	01/10/2020	05/11/2020	03/10/2019	24/01/2020	10/03/2020	03/04/2020	01/05/2020	02/06/2020	16/06/2020	30/09/2020	02/10/2019
						Sample_Depth_Avg	68	58	72	52.34	51.94	46.51	46.46	56	56	56	58	57	45.66	53.79
						Project_ID	LTC - Phase 2 LTM	LTC - Phase 2 LTM	LTC - Phase 2 LTM	LTC - Phase 2 LTM	LTC - Phase 2	LTC - Phase 2	LTC - Phase 2	LTC - Phase 2 LTM	LTC - Phase 2 LTM	LTC - Phase 2 LTM	LTC - Phase 2 LTM	LTC - Phase 2 LTM	LTC - Phase 2 LTM	LTC - Phase 2
				UK Drinking Water Standards	UK Estuaries and coastal waters EQS	UK Freshwater EQS														
Chem_Group	**Analyte**	**Units**	**MDL**																	
	Propazine	µg/L	0.01				-	-	-	-	-	-	-	-	-	-	-	-	-	-
	Propham	µg/L					-	-	-	-	-	-	-	-	-	-	-	-	-	-
	Propiconazole	µg/L					-	-	-	-	-	-	-	-	-	-	-	-	-	-
	Propoxycarbazone-sodium	µg/L					-	-	-	-	-	-	-	-	-	-	-	-	-	-
	Pursuit	µg/L					-	-	-	-	-	-	-	-	-	-	-	-	-	-
	Pyriproxyfen	µg/L					-	-	-	-	-	-	-	-	-	-	-	-	-	-
	Quinclorac	µg/L					-	-	-	-	-	-	-	-	-	-	-	-	-	-
	Quinoxyfen	µg/L					-	-	-	-	-	-	-	-	-	-	-	-	-	-
	Savey	µg/L					-	-	-	-	-	-	-	-	-	-	-	-	-	-
	Sethoxydim	µg/L					-	-	-	-	-	-	-	-	-	-	-	-	-	-
	Simazine	µg/L	0.01		1[#2]	1[#2]	-	-	-	-	-	-	-	-	-	-	-	-	-	-
	Tebuthiuron	µg/L					-	-	-	-	-	-	-	-	-	-	-	-	-	-
	Terbutryn	µg/L	0.01				-	-	-	-	-	-	-	-	-	-	-	-	-	-
	Terbuthylazine	µg/L					-	-	-	-	-	-	-	-	-	-	-	-	-	-
	Terbutylazine	µg/L										-	-							-
	Phosalone	µg/L	0.01				-	-	-	-	-	-	-	-	-	-	-	-	-	-
	Phosphamidon	µg/L	0.01				-	-	-	-	-	-	-	-	-	-	-	-	-	-
	Thiobencarb	µg/L					-	-	-	-	-	-	-	-	-	-	-	-	-	-
	Thiophanate-methyl	µg/L					-	-	-	-	-	-	-	-	-	-	-	-	-	-
	Triadimefon	µg/L	0.01				-	-	-	-	-	-	-	-	-	-	-	-	-	-
	Triadimenol	µg/L					-	-	-	-	-	-	-	-	-	-	-	-	-	-
	Triallate	µg/L	0.01		0.25[#4]	0.25[#4]	-	-	-	-	-	-	-	-	-	-	-	-	-	-
	Triasulfuron	µg/L					-	-	-	-	-	-	-	-	-	-	-	-	-	-
	Tributyl phosphate	µg/L	0.01		50[#4]	50[#4]	-	-	-	-	-	-	-	-	-	-	-	-	-	-
	Triclopyr	µg/L					-	-	-	-	-	-	-	-	-	-	-	-	-	-
	Triclosan	µg/L					-	-	-	-	-	-	-	-	-	-	-	-	-	-
	Trifluralin	µg/L	0.01		0.03[#2]	0.03[#2]	-	-	-	-	-	-	-	-	-	-	-	-	-	-

						Location	BH01003	BH01003	BH01003	BH01003	BH01003	BH01020	BH01020	BH01020	BH01020	BH01020	BH01020	BH01020	BH01020	BH01025
						Sampled_Date_Time	02/06/2020	26/06/2020	05/08/2020	01/10/2020	05/11/2020	03/10/2019	24/01/2020	10/03/2020	03/04/2020	01/05/2020	02/06/2020	16/06/2020	30/09/2020	02/10/2019
						Sample_Depth_Avg	68	58	72	52.34	51.94	46.51	46.46	56	56	56	58	57	45.66	53.79
						Project_ID	LTC - Phase 2 LTM	LTC - Phase 2 LTM	LTC - Phase 2 LTM	LTC - Phase 2 LTM	LTC - Phase 2	LTC - Phase 2	LTC - Phase 2	LTC - Phase 2 LTM	LTC - Phase 2 LTM	LTC - Phase 2 LTM	LTC - Phase 2 LTM	LTC - Phase 2 LTM	LTC - Phase 2 LTM	LTC - Phase 2
				UK Drinking Water Standards	UK Estuaries and coastal waters EQS	UK Freshwater EQS														
Chem_Group	**Analyte**	**Units**	**MDL**																	
	Tebuconazole	µg/L					-	-	-	-	-	-	-	-	-	-	-	-	-	-
	Telodrin	µg/L	0.01				-	-	-	-	-	-	-	-	-	-	-	-	-	-
	Triazophos	µg/L	0.01		0.005[#4]	0.005[#4]	-	-	-	-	-	-	-	-	-	-	-	-	-	-
	Tricyclazole	µg/L					-	-	-	-	-	-	-	-	-	-	-	-	-	-
Surrogate	Surrogate Value	%					-	-	-	-	-	-	94.4	93.4	-	-	-	-	-	-
SVOC TIC	SVOC TICS - Detect	Detect					-	-	-	-	-	-	0	-	0	0	0	0	0	-
	SVOC Tentatively Identified Compounds	µg/L	10				-	-	-	-	-	-	<20	-	<10	<10	<40	<40	<100	-
VOC TIC	VOC TICs - Detect	Detect					-	-	-	-	-	-	-	-	1	1	1	1	1	-
	VOC Tentatively Identified Compounds	µg/l	10				-	-	-	-	-	-	-	-	127	355	207	131	185	-
Other	Biochemical Oxygen Demand (5-day test)	µg/L	1000				-	-	-	<1000	-	-	-	-	-	-	-	-	4350	-
	Redox	mV					-	-	-	-	-	-	162	160	-	-	-	-	-	-
	Salinity (no units)	PSS-78										-	-							-
	Conductivity @ 20oC	µS/cm	5				613	639	674	620	610	650	626	659	677	667	717	421	654	653
	Total Dissolved Solids (Filtered)	mg/L	10				463	416	492	431	-	-	-	-	351	456	463	456	429	-
	Biological Oxygen Demand	mg/L	1				<1	<1	<1	-	-	-	6.2	<10	11.5	7.16	2.88	<3	-	-
	Chemical Oxygen Demand	mg/L	7				7.95	33.8	33	39.3	-	-	21.3	462	447	199	83.2	105	107	11.7
	Dissolved Organic Carbon (Filtered)	µg/L	3000				<3000	<3000	<3000	<3000	-	7740	<3000	3240	3410	3070	<3000	3460	3510	3040
	pH (Lab)	pH_Units	1	6.5-9.5[#1]	6-8.5(MAC)[#46]	6-9(MAC)[#46]	7.39	7.27	7.32	7.61	-	7.26	8.1	7.44	7.19	7.24	7.18	7.34	7.15	7.35
	Total Organic Carbon	mg/l	3									-	-							<3

Environmental Standards Comments

						Location	BH01003	BH01003	BH01003	BH01003	BH01003	BH01020	BH01020	BH01020	BH01020	BH01020	BH01020	BH01020	BH01020	BH01025
						Sampled_Date_Time	02/06/2020	26/06/2020	05/08/2020	01/10/2020	05/11/2020	03/10/2019	24/01/2020	10/03/2020	03/04/2020	01/05/2020	02/06/2020	16/06/2020	30/09/2020	02/10/2019
						Sample_Depth_Avg	68	58	72	52.34	51.94	46.51	46.46	56	56	56	58	57	45.66	53.79
						Project_ID	LTC - Phase 2 LTM	LTC - Phase 2 LTM	LTC - Phase 2 LTM	LTC - Phase 2 LTM	LTC - Phase 2	LTC - Phase 2	LTC - Phase 2	LTC - Phase 2 LTM	LTC - Phase 2 LTM	LTC - Phase 2 LTM	LTC - Phase 2 LTM	LTC - Phase 2 LTM	LTC - Phase 2 LTM	LTC - Phase 2
				UK Drinking Water Standards	UK Estuaries and coastal waters EQS	UK Freshwater EQS														
Chem_Group	**Analyte**	**Units**	**MDL**																	

#1:Water Supply (Water Quality) Regulations 2016.
#2:Water Framework Directive (Standards and Classification) Directions (England and Wales) 2015.
#3:Operational Targets and EQS. EA, April 2018
#4:Water Framework Directive (Standards & Classification) Directions (England & Wales) 2015. Dissolved fraction.
#5:Water Framework Directive (Standards & Classification) Directions (England & Wales) 2015. Dissolved fraction. Lowest criteria presented (<40mg/l of CaCO3). See 'further assessment' if criteria exceeded and hardness (CaCO3) data available.
#6:Water Framework Directive (Standards and Classification) Directions (England and Wales) 2015. Dissolved Fraction. If hexavalent chromium (CrVI) data is available, a value of 4.7µg/l may be appropriate for the remaining trivalent chromium (CrIII).
#7:Operational Targets and EQS. EA, April 2018. Dissolved fraction.
#8:Water Framework Directive (Standards and Classification) Directions (England and Wales) 2015. Dissolved Fraction. If DOC >1mg/l then a higher criteria applies [3.76+(2.677x((DOC/2)-0.5))]
#9:Water Framework Directive (Standards & Classification) Directions (England & Wales) 2015. Dissolved & bioavailable (bio) fraction plus background. M-BAT tool to assess: http://wfduk.org/resources/rivers-lakes-metal-bioavailability-assessment-tool-m-bat
#10:Water Framework Directive (Standards & Classification) Directions (England & Wales) 2015. Bioavailable (bio) fraction. M-BAT tool to assess: http://wfduk.org/resources/rivers-lakes-metal-bioavailability-assessment-tool-m-bat
#11:Water Framework Directive (Standards and Classification) Directions (England and Wales) 2015. Dissolved Fraction. MAC adopted in absence of AA value.
#12:Guidelines for Drinking-water Quality, 4th Edition. WHO, 2011. Informal value.
#13:Operational Targets and EQS. EA, April 2018.
#14:Operational Targets and EQS. EA, April 2018. Lowest criteria presented (<200mg/l CaCO3). See 'further assessment' values if criteria exceeded and hardness (CaCO3) data available.
#15:Guidelines for Drinking-water Quality, 4th Edition. WHO, 2011. Based on taste rather than a formal guideline.
#16:Operational Targets and EQS. EA, April 2018. Dissolved plus ambient background concentration. For saltwater, an Ambient Background Concentration of 1.1 µg/l has been used.
#17:Water Framework Directive (Standards and Classification) Directions (England and Wales) 2015. Indicator of 'good' status (90%ile) - Ammonia standard for lakes and rivers (total ammonia as nitrogen).
#18:Operational Targets and EQS. EA, April 2018. Dissolved fraction. Lowest criteria presented (<50 mg/l CaCO3). See 'further assessment' values if criteria exceeded and hardness (CaCO3) data available.
#19:Water Supply (Water Quality) Regulations 2016. As NO3.
#20:Water Supply (Water Quality) Regulations 2016. As NO2.

						Location	BH01003	BH01003	BH01003	BH01003	BH01003	BH01020	BH01020	BH01020	BH01020	BH01020	BH01020	BH01020	BH01020	BH01025
						Sampled_Date_Time	02/06/2020	26/06/2020	05/08/2020	01/10/2020	05/11/2020	03/10/2019	24/01/2020	10/03/2020	03/04/2020	01/05/2020	02/06/2020	16/06/2020	30/09/2020	02/10/2019
						Sample_Depth_Avg	68	58	72	52.34	51.94	46.51	46.46	56	56	56	58	57	45.66	53.79
						Project_ID	LTC - Phase 2 LTM	LTC - Phase 2 LTM	LTC - Phase 2 LTM	LTC - Phase 2 LTM	LTC - Phase 2	LTC - Phase 2	LTC - Phase 2	LTC - Phase 2 LTM	LTC - Phase 2 LTM	LTC - Phase 2 LTM	LTC - Phase 2 LTM	LTC - Phase 2 LTM	LTC - Phase 2 LTM	LTC - Phase 2
				UK Drinking Water Standards	UK Estuaries and coastal waters EQS	UK Freshwater EQS														
Chem_Group	**Analyte**	**Units**	**MDL**																	

#20:Water Supply (Water Quality) Regulations 2016. As NO3.
#21:Water Supply (Water Quality) Regulations 2016. As SO4.
#22:Water Supply (Water Quality) Regulations 2016. Value of 0.1µg/l for PAH split between four individual PAH. Requires summation of benzo(b)fluoranthene, benzo(k)fluoranthene, benzo(ghiperylene and indeno(123cd)pyrene to use 0.1µg/l value.
#23:Water Framework Directive (Standards and Classification) Directions (England and Wales) 2015. Benzo(a)pyrene can be considered as a marker for other PAH for comparison with the corresponding AA-EQS in water.
#24:No UK DWS for total petroleum hydrocarbons (TPH), or speciated TPH fractions. A value of 10 µg/l is adopted for sum TPH based on the rescinded Private Water Supply Regulations, 1991.
#25:No UK EQS for total petroleum hydrocarbons (TPH), or speciated TPH fractions. A value of 50 µg/l is adopted for sum TPH protection of surface water based on 50µg/l-1000µg/l (Surface Waters (Abstraction for Drinking Water) Regulations 1989).
#26:Guidelines for Drinking-water Quality, 4th Edition. WHO, 2011
#27:Proposed Environmental Quality Standard, in absence of legislative standard (Ayscough et al., 2002). https://assets.publishing.service.gov.uk/government/uploads/system/uploads/attachment_data/file/291223/sp2-115-tr4-e-e.pdf
#28:Guidelines for Drinking-water Quality, 4th Edition. WHO, 2011. Value of 500µg/l for sum xylenes split between isomers. Requires summation of m,p & o isomers to use 500µg/l value.
#29:Operational Targets and EQS. EA, April 2018. Value of 30µg/l for sum xylenes split between isomers. Requires summation of m,p & o isomers to use 30µg/l value.
#30:The taste and odour threshold of 15µg/l is commonly adopted as a guide.
#31:The taste and odour threshold of 15µg/l is commonly adopted as a guide. In situations where there is no risk to a drinking water supply or aquifer, a PNEC value of 2,600µg/l may be used.
#32:Water Framework Directive (Standards and Classification) Directions (England and Wales) 2015. Value of 140µg/l for tetrachloroethane split between 2 isomers. Requires summation of 2 isomers to use 140µg/l value.
#33:Guidelines for Drinking-water Quality, 4th Edition. WHO, 2011. In Scotland a value of 200µg/l is used (WAT-PS-10-01).
#34:US EPA Regional Screening Levels, May 2019. https://www.epa.gov/risk/regional-screening-levels-rsls-generic-tables
#35:Guidelines for Drinking-water Quality, 4th Edition. WHO, 2011. In Scotland a value of 7µg/l is used (WAT-PS-10-01).
#36:Water Supply (Water Quality) Regulations 2016. Value of 100µg/l for sum trihalomethanes split between individual compounds. Requires summation of chloroform, bromoform, chlorodibromomethane and bromodichloromethane to use 100µg/l value.
#37:Guidelines for Drinking-water Quality, 4th Edition. WHO, 2011. Value of 50µg/l for sum cis & trans-DCE split between isomers. Requires summation of cis & trans-DCE isomers to use 50µg/l value.
#38:Water Supply (Water Quality) Regulations 2016. Value of 10µg/l for sum of TCE & PCE split between individual compounds. Requires summation of TCE & PCE to use 10µg/l value.
#39:Water Framework Directive (Standards and Classification) Directions (England and Wales) 2015. Value of 0.4µg/l for sum isomers split between 3 isomers. Requires summation of isomers to use 0.4µg/l value.
#40:Water Framework Directive (Standards and Classification) Directions (England and Wales) 2015. Value of 20µg/l for sum isomers split between 3 isomers. Requires summation of isomers to use 20µg/l value.
#41:Position statement (WAT-PS-10-01), SEPA August 2014.
#42:Water Framework Directive (Standards and Classification) Directions (England and Wales) 2015. Value of 0.025µg/l for sum DDT isomers split between 4 isomers. Requires summation of 4 isomers to use 0.025µg/l value.
#43:Water Framework Directive (Standards and Classification) Directions (England and Wales) 2015. Value of 0.005µg/l for sum isomers split between 4 isomers. Requires summation of isomers to use 0.005µg/l value.
#44:Water Framework Directive (Standards and Classification) Directions (England and Wales) 2015. Value of 0.01µg/l for sum isomers split between 4 isomers. Requires summation of isomers to use 0.01µg/l value.
#45:Water Framework Directive (Standards and Classification) Directions (England and Wales) 2015. Relates to p,p-DDT (CAS 50-29-3)
#46:Operational Targets and EQS. EA, April 2018. Maximum Allowable Concentration (MAC) adopted in absence of Annual Average (AA) value.

Key

<0.6	Result MDL exceeds GAC
27.8	Result exceeds GAC
-	Determinand not tested for

Notes

Where a range is given a determinand has been analysed for by more than one method

						Location	BH01025	BH01025	BH01025	BH01025	BH01025	BH01025	BH01025	BH01025	BH01025	BH01033	BH01033	BH01033	BH01033	BH01033
						Sampled_Date_Time	08/10/2019	22/10/2019	24/01/2020	12/03/2020	06/04/2020	23/04/2020	22/05/2020	16/06/2020	02/10/2020	08/10/2019	24/01/2020	03/03/2020	03/04/2020	03/04/2020
						Sample_Depth_Avg	54.06	53.93	53.27	63	55	63	63	60	52.87	44.22	43.09	69	53	53
						Project_ID	LTC - Phase 2	LTC - Phase 2	LTC - Phase 2	LTC - Phase 2	LTC - Phase 2 LTM	LTC - Phase 2 LTM	LTC - Phase 2 LTM	LTC - Phase 2	LTC - Phase 2 LTM	LTC - Phase 2	LTC - Phase 2	LTC - Phase 2 LTM	LTC - Phase 2 LTM	LTC - Phase 2 LTM
				UK Drinking Water Standards	UK Estuaries and coastal waters EQS	UK Freshwater EQS														
Chem_Group	**Analyte**	**Units**	**MDL**																	
Metals	Antimony	µg/L	4	5[#1]			-	-	-	-	-	-	-	-	-	-	-	<4	-	-
	Antimony (Filtered)	µg/L	1	5[#1]			-	-	-							-	-			
	Arsenic	µg/L	2	10[#1]	25[#2]	50[#2]	-	-	-	4.32	<2	4.92	2.23	4.34	5.55	-	-	6.05	62.3	63.8
	Arsenic (Filtered)	µg/L	0.5	10[#1]	25[#2]	50[#2]	-	0.854	<0.5	<0.5	<0.5	<0.5	<0.5	<0.5	<0.5	2.1	0.989	0.967	0.656	0.678
	Barium (Filtered)	µg/L	0.2	1300[#3]			-	-	-							-	-			
	Beryllium (Filtered)	µg/L	0.1				-	-	-							-	-			
	Boron	µg/L	20	1000[#1]	7000[#4]	2000[#4]	-	-	-	21.7	<20	37.7	32.9	25.2	29.2	-	-	27	<120	<120
	Boron (Filtered)	µg/L	10	1000[#1]	7000[#4]	2000[#4]	-	19.4	17.3	-	15.6	24.1	24.5	17.2	21.5	257	29.7	<10	19.7	18.3
	Cadmium	µg/L	0.5	5[#1]	0.2[#5]	0.08[#6]	-	-	-	0.765	<0.5	0.762	<0.5	0.555	0.6	-	-	<0.5	3.4	3.67
	Cadmium (Filtered)	µg/L	0.08	5[#1]	0.2[#5]	0.08[#6]	-	<0.08	<0.08	<0.08	<0.08	<0.08	<0.08	<0.08	<0.08	<0.08	<0.08	<0.08	<0.08	<0.08
	Chromium (hexavalent) (Filtered)	µg/L	3		0.6[#5]	3.4[#5]	-	6.71	11.4	<3	<3	11	<3	<3	<3	3.47	<3	<3	<3	<3
	Chromium	µg/L	3	50[#1]	0.6[#5]	3.4[#7]	-	-	-	30.4	5.49	27	12.1	17	34.6	-	-	37.3	556	577
	Chromium (Filtered)	µg/L	1	50[#1]	0.6[#5]	3.4[#7]	-	13	8.02	<1	<1	1.78	<1	1.08	3.26	2.59	<1	<1	<1	<1
	Chromium (Trivalent) (Filtered)	µg/L	3			4.7[#5]	-	6.29	<3	<3	<3	<3	<3	<3	3.26	<3	<3	<3	<3	<3
	Cobalt (Filtered)	µg/L	0.5		3[#8]	3[#8]	-	<0.5	<0.5	0.594	<0.5	<0.5	<0.5	0.561	<0.5	0.709	<0.5	<0.5	<0.5	<0.5
	Copper	µg/L	1	2000[#1]	3.76[#9]	1(bio)[#10]	-	-	-	-	8.19	40.4	14.2	21.1	76.3	-	-	30.1	566	580
	Copper (Filtered)	µg/L	0.3	2000[#1]	3.76[#9]	1(bio)[#10]	-	5.79	4.73	-	-	1.14	0.454	1.07	2.49	4.57	2.59	2.22	0.918	0.876
	Iron (Filtered)	µg/L	19	200[#1]	1000[#2]	1000[#2]	-	<19	<19	31.7	<19	<19	21.8	<19	<19	37.6	<19	<19	<19	<19
	Lead	µg/L	1	10[#1]	1.3[#5]	1.2(bio)[#10]	-	-	-	-	-	-	-	-	-	-	-	-	-	-
	Lead (Filtered)	µg/L	0.2	10[#1]	1.3[#5]	1.2(bio)[#10]	-	0.308	<0.2	0.401	<0.2	<0.2	0.271	<0.2	<0.2	0.582	<0.2	<0.2	<0.2	<0.2
	Manganese	µg/L	1	50[#1]		123(bio)[#11]	-	-	-	1590	323	2190	601	1160	1760	-	-	818	23,300	23,900
	Manganese (Filtered)	µg/L	3	50[#1]		123(bio)[#11]	-	<3	<3	120	89.3	56.5	50.8	59.3	30.1	7.48	6.03	8.12	25.7	24.4
	Mercury	µg/L	0.02	1[#1]	0.07(MAC)[#12]	0.07(MAC)[#12]	-	-	-	0.0804	<0.02	0.0757	0.0415	0.0639	0.1	-	-	0.13	1.39	1.54
	Mercury (Filtered)	µg/L	0.01	1[#1]	0.07(MAC)[#12]	0.07(MAC)[#12]	-	<0.01	<0.01	<0.01	<0.01	<0.01	<0.01	<0.01	<0.01	<0.01	<0.01	<0.01	<0.01	<0.01
	Molybdenum	µg/L	9	70[#13]			-	-	-	-	-	-	-	-	-	-	-	<9	-	-
	Molybdenum (Filtered)	µg/L	3	70[#13]			-	-	-							-	-			
	Nickel	µg/L	1	20[#1]	8.6[#5]	4(bio)[#10]	-	-	-	50	27.7	62.4	30	36.8	65.2	-	-	45.6	781	793
	Nickel (Filtered)	µg/L	0.4	20[#1]	8.6[#5]	4(bio)[#10]	-	6.2	5.8	17	18.4	16.3	13.3	11.7	9.91	8.41	5.13	4.36	3.03	2.81

						Location	BH01025	BH01025	BH01025	BH01025	BH01025	BH01025	BH01025	BH01025	BH01025	BH01033	BH01033	BH01033	BH01033	BH01033
						Sampled_Date_Time	08/10/2019	22/10/2019	24/01/2020	12/03/2020	06/04/2020	23/04/2020	22/05/2020	16/06/2020	02/10/2020	08/10/2019	24/01/2020	03/03/2020	03/04/2020	03/04/2020
						Sample_Depth_Avg	54.06	53.93	53.27	63	55	63	63	60	52.87	44.22	43.09	69	53	53
						Project_ID	LTC - Phase 2	LTC - Phase 2	LTC - Phase 2	LTC - Phase 2	LTC - Phase 2 LTM	LTC - Phase 2 LTM	LTC - Phase 2 LTM	LTC - Phase 2	LTC - Phase 2 LTM	LTC - Phase 2	LTC - Phase 2	LTC - Phase 2 LTM	LTC - Phase 2 LTM	LTC - Phase 2 LTM
				UK Drinking Water Standards	UK Estuaries and coastal waters EQS	UK Freshwater EQS														
Chem_Group	**Analyte**	**Units**	**MDL**																	
	Selenium	µg/L	1	10[#1]			-	-	-	2.74	1.7	2.66	1.69	1.3	3.28	-	-	4.12	17.6	19.3
	Selenium (Filtered)	µg/L	1	10[#1]			-	<1	1.39	-	-	-	-	-	-	12.4	3.09	3.15	-	-
	Strontium (Filtered)	µg/L	1				-	-	-	-	398	368	412	401	403	92.2	-	204	228	215
	Vanadium	µg/L	5		100[#14]	20[#15]	-	-	-	-	-	-	-	-	-	-	-	25.8	-	-
	Vanadium (Filtered)	µg/L	1		100[#14]	20[#15]	-	-	-											
	Zinc	µg/L	5	3000[#16]	7.9[#17]	10.9(bio)[#10]	-	-	-	145	38.5	158	61	98.5	154	-	-	74.6	1160	1210
	Zinc (Filtered)	µg/L	1	3000[#16]	7.9[#17]	10.9(bio)[#10]	-	7.95	1.71	-	-	-	-	-	-	33.6	7.6	2.29	-	-
Inorganics	Total Hardness	mg/l	0.35				-	162	71.7	3440	622	4430	1200	2990	3410	427	162	310	6450	6360
	Alkalinity (Bicarbonate as CaCO3)	mg/L	2				-	240	215	-	-	-	-	-	3170	695	265	-	-	-
	Alkalinity (Bicarbonate) as HCO3	mg/L	2				-	171	<2	2680	564	2830	1380	13,500	-	848	323	464	7710	8550
	Alkalinity (total) as CaCO3	mg/L	2							2190	462	2320	1130	11,000	2600			380	6320	7010
	Ammoniacal Nitrogen as N (Filtered)	mg/L	0.01		0.021[#2]	0.6[#18]	-	0.268	0.0674	0.0421	25	0.0481	0.103	0.0339	0.074	0.104	<0.01	0.0219	0.186	0.128
	Ammoniacal Nitrogen as NH3	mg/L	0.2				-	-	-	-	-	-	-	-	-	-	-	-	-	-
	Ammoniacal Nitrogen as NH3 (Filtered)	mg/L	0.01				-	-	-	-	-	-	-	-	-	-	-	-	-	-
	Bromide (Filtered)	mg/L	0.06				-	-	-	-	0.133	0.106	0.101	0.1	0.0834	0.0828	-	<0.12	0.0684	0.0669
	Calcium (Filtered)	mg/L	0.2				-	5.39	6.11	99.2	103	88.1	122	119	103	21.7	57.1	56.9	72.7	66.7
	Chloride (Filtered)	mg/L	0.08	250[#1]		250[#4]	-	37.1	33.8	23.9	24.4	24.6	28.5	26.1	22.8	20.4	17.9	15.6	15.7	31.8
	Cyanide (Free) (Filtered)	µg/L	2.5	50[#1]	1[#2]	1[#2]	-	<2.5	<2.5	<2.5	<2.5	<2.5	<2.5	<2.5	<2.5	<2.5	<2.5	<2.5	-	-
	Cyanide Total (Filtered)	µg/L	5	50[#1]	1[#2]	1[#2]	-	<5	<5	<5	<5	<5	<5	<5	<5	<5	<5	<5	-	-
	cyanides-complex (Filtered)	µg/L	5	50[#1]	1[#2]	1[#2]	-	<5	<5	<5	<5	<5	<5	<5	<5	<5	<5	<5	-	-
	Fluoride (Filtered)	µg/L	500	1500[#1]	5000[#8]	1000[#19]	-	<500	<500	<500	<500	<500	<500	<500	<500	<500	<500	<500	<500	<500
	Iodide	mg/L					-	-	-	-	<0.1	<0.1	<0.1	<0.1	<0.1	<0.1	-	<0.1	<0.1	<0.1
	Magnesium (Filtered)	mg/L	0.036				-	3.26	2.29	9.36	9.71	9.15	11.2	10.1	10.3	2.94	4.01	4.79	4.91	4.65
	Nitrate (as N) (Filtered)	mg/L	0.0677				-	4.27	4.04	35.6	37.7	42.2	48.1	49.5	40.2	7.56	9.74	41.8	44.6	94.5
	Nitrate (as NO3-) (Filtered)	mg/L	0.3	50(NO3)[#20]			-	18.9	17.9	-	-	-	-	-	-	33.5	43.1	-	-	-
	Nitrite (as NO2-) (Filtered)	mg/L	0.04	0.5(NO2)[#21]			-	-	-							-	-			
	Phosphorus	µg/L	20				-	-	-	-	183	1470	410	1170	1320	-	-	173	3240	3630

						Location	BH01025	BH01025	BH01025	BH01025	BH01025	BH01025	BH01025	BH01025	BH01025	BH01033	BH01033	BH01033	BH01033	BH01033
						Sampled_Date_Time	08/10/2019	22/10/2019	24/01/2020	12/03/2020	06/04/2020	23/04/2020	22/05/2020	16/06/2020	02/10/2020	08/10/2019	24/01/2020	03/03/2020	03/04/2020	03/04/2020
						Sample_Depth_Avg	54.06	53.93	53.27	63	55	63	63	60	52.87	44.22	43.09	69	53	53
						Project_ID	LTC - Phase 2	LTC - Phase 2	LTC - Phase 2	LTC - Phase 2	LTC - Phase 2 LTM	LTC - Phase 2 LTM	LTC - Phase 2 LTM	LTC - Phase 2	LTC - Phase 2 LTM	LTC - Phase 2	LTC - Phase 2	LTC - Phase 2 LTM	LTC - Phase 2 LTM	LTC - Phase 2 LTM
				UK Drinking Water Standards	UK Estuaries and coastal waters EQS	UK Freshwater EQS														
Chem_Group	**Analyte**	**Units**	**MDL**																	
	Phosphorus (Filtered)	µg/L	10				-	-	-	-	10.7	<10	16	18.6	<10	-	-	-	<10	<10
	Potassium (Filtered)	mg/L	0.2				-	19.8	18.1	9.4	10.6	11.6	16.6	13.6	9.93	3.64	3	3.22	2.69	2.52
	Sodium (Filtered)	mg/L	0.076	200[#1]			-	121	104	28.5	26.2	32.5	32.3	21.7	24.7	172	75.1	74.3	57.3	52.7
	Sulphate (Filtered)	mg/L	2	250(SO4)[#22]		400[#4]	-	16.3	9.7	12.3	13.5	14.2	17.7	16.8	10.5	64.8	21.2	17.5	14.9	29
	Orthophosphate as P (Filtered)	µg/L	20				-	<20	<20	<20	-	-	-	-	-	-	<20	<20	-	-
PAH	Naphthalene	µg/L	0.01		2[#2]	2[#2]	-	0.0515	<1 - 0.158	0.0231	0.0177	<0.01	0.0144	0.0232	0.0549	0.86	<0.01	<0.01	<0.2	<0.2
	Acenaphthene	µg/L	0.005			No UK EQS	-	0.0395	<0.01	<0.005	<0.005	<0.005	<0.005	<0.005	<0.02	<0.1	<0.005	<0.005	<0.1	<0.1
	Acenaphthylene	µg/L	0.005			No UK EQS	-	0.037	<0.01	<0.005	<0.005	<0.005	<0.005	<0.005	<0.02	<0.1	<0.005	<0.005	<0.1	<0.1
	Fluoranthene	µg/L	0.005		0.0063[#2]	0.0063[#2]	-	0.789	<1 - 0.0157	0.0211	<0.005	<0.005	<0.005	<0.005	<0.02	<0.1	<0.005	<0.005	<0.1	<0.1
	Anthracene	µg/L	0.005		0.1[#2]	0.1[#2]	-	0.0341	<0.01	<0.005	<0.005	<0.005	<0.005	<0.005	<0.02	<0.1	<0.005	<0.005	<0.1	<0.1
	Phenanthrene	µg/L	0.005			No UK EQS	-	0.144	<0.01	0.0086	<0.005	<0.005	<0.005	<0.005	<0.02	0.281	<0.005	<0.005	<0.1	<0.1
	Fluorene	µg/L	0.005			No UK EQS	-	0.0205	<0.01	<0.005	<0.005	<0.005	<0.005	<0.005	<0.02	0.388	<0.005	<0.005	<0.1	<0.1
	Chrysene	µg/L	0.005			No UK EQS	-	0.237	<0.01	<0.005	<0.005	<0.005	<0.005	<0.005	<0.02	<0.1	<0.005	<0.005	<0.1	<0.1
	Pyrene	µg/L	0.005			No UK EQS	-	1.14	<1 - 0.0199	0.0219	<0.005	<0.005	<0.005	<0.005	<0.02	<0.1	0.00666	<0.005	<0.1	<0.1
	Benzo(a)anthracene	µg/L	0.005			No UK EQS	-	0.211	<1 - 0.0268	<0.005	<0.005	<0.005	<0.005	<0.005	<0.02	<0.1	<0.005	<0.005	<0.1	<0.1
	Benzo(b)fluoranthene	µg/L	0.005	0.025[#23]	See BaP[#24]	See BaP[#24]	-	0.463	<1 - 0.0123	0.0193	<0.005	<0.005	<0.005	<0.005	<0.02	<0.1	0.00817	<0.005	<0.1	<0.1
	Benzo(k)fluoranthene	µg/L	0.005	0.025[#23]	See BaP[#24]	See BaP[#24]	-	0.176	<0.01	0.00806	<0.005	<0.005	<0.005	<0.005	<0.02	<0.1	<0.005	<0.005	<0.1	<0.1
	Benzo(a)pyrene	µg/L	0.002	0.01[#1]	0.00017[#24]	0.00017[#24]	-	0.316	<1 - 0.00814	0.0122	<0.002	<0.002	<0.002	<0.002	<0.008	<0.04	0.00607	<0.002	<0.04	<0.04
	Dibenz(a,h)anthracene	µg/L	0.005			No UK EQS	-	0.0315	<0.01	<0.005	<0.005	<0.005	<0.005	<0.005	<0.02	<0.1	<0.005	<0.005	<0.1	<0.1
	Benzo(g,h,i)perylene	µg/L	0.005	0.025[#23]	See BaP[#24]	See BaP[#24]	-	0.202	<0.01	<0.005	<0.005	<0.005	<0.005	<0.005	<0.02	<0.1	<0.005	<0.005	<0.1	<0.1
	Indeno(1,2,3-c,d)pyrene	µg/L	0.005	0.025[#23]	See BaP[#24]	See BaP[#24]	-	0.156	<1 - 0.012	<0.005	<0.005	<0.005	<0.005	<0.005	<0.02	<0.1	<0.005	<0.005	<0.1	<0.1
	PAH 16 Total	µg/L	0.082				-	4.05	0.253	0.114	<0.082	<0.082	<0.082	<0.082	<0.328	<1.64	<0.082	<0.082	<1.64	<1.64
TPH CWG	>C5-C6 Aliphatics	µg/L	10	See TPH	See TPH	See TPH	-	<10	<10	<10	<10	<10	<10	<10	<10	<10	<10	<10	<10	<10
	>C6-C8 Aliphatics	µg/L	10	See TPH	See TPH	See TPH	-	<10	<10	<10	<10	<10	<10	<10	<10	<10	<10	<10	<10	<10
	>C8-C10 Aliphatics	µg/L	10	See TPH	See TPH	See TPH	-	<10	<10	<10	<10	<10	<10	<10	<10	<10	<10	<10	<10	<10
	>C10-C12 Aliphatics	µg/L	10	See TPH	See TPH	See TPH	-	<10	<10	<10	<10	<10	<10	<10	<10	<10	<10	<10	<10	<10
	>C12-C16 Aliphatics	µg/L	10	See TPH	See TPH	See TPH	-	<10	<10	<10	<10	<10	<10	<10	<40	<10	<10	<10	<20	<10

						Location	BH01025	BH01025	BH01025	BH01025	BH01025	BH01025	BH01025	BH01025	BH01025	BH01033	BH01033	BH01033	BH01033	BH01033
						Sampled_Date_Time	08/10/2019	22/10/2019	24/01/2020	12/03/2020	06/04/2020	23/04/2020	22/05/2020	16/06/2020	02/10/2020	08/10/2019	24/01/2020	03/03/2020	03/04/2020	03/04/2020
						Sample_Depth_Avg	54.06	53.93	53.27	63	55	63	63	60	52.87	44.22	43.09	69	53	53
						Project_ID	LTC - Phase 2	LTC - Phase 2	LTC - Phase 2	LTC - Phase 2	LTC - Phase 2 LTM	LTC - Phase 2 LTM	LTC - Phase 2 LTM	LTC - Phase 2	LTC - Phase 2 LTM	LTC - Phase 2	LTC - Phase 2	LTC - Phase 2 LTM	LTC - Phase 2 LTM	LTC - Phase 2 LTM
				UK Drinking Water Standards	UK Estuaries and coastal waters EQS	UK Freshwater EQS														
Chem_Group	**Analyte**	**Units**	**MDL**																	
	>C16-C21 Aliphatics	µg/L	10	See TPH	See TPH	See TPH	-	23	<10	14	<10	<10	<10	<10	<40	20	<10	<10	70	23
	>C21-C35 Aliphatics	µg/L	10	See TPH	See TPH	See TPH	-	461	<10	151	<10	61	<10	<10	<40	225	<10	<10	585	311
	>C16-C35 Aliphatics	µg/L	10				-	484	<10	165	<10	61	<10	<10	<40	245	<10	<10	655	334
	Total Aliphatics >C12-C35	µg/L	10				-	484	<10	165	<10	61	<10	<10	<40	245	<10	<10	655	334
	>EC5-EC7 Aromatics	µg/L	10							-	-	-	-	-	-			-	-	-
	>EC6-EC7 Aromatics	µg/L	10				-	<10	<10	<10	<10	<10	<10	<10	<10	<10	<10	<10	<10	<10
	>EC7-EC8 Aromatics	µg/L	10	See TPH	See TPH	See TPH	-	<10	<10	<10	<10	<10	<10	<10	<10	<10	<10	<10	<10	<10
	>EC8-EC10 Aromatics	µg/L	10	See TPH	See TPH	See TPH	-	<10	<10	<10	<10	<10	<10	<10	<10	<10	<10	<10	<10	<10
	>EC10-EC12 Aromatics	µg/L	10	See TPH	See TPH	See TPH	-	<10	<10	<10	<10	<10	<10	<10	<10	<10	<10	<10	<10	<10
	>EC12-EC16 Aromatics	µg/L	10	See TPH	See TPH	See TPH	-	<10	<10	<10	<10	<10	<10	<10	<40	<10	<10	<10	<20	<10
	>EC16-EC21 Aromatics	µg/L	10	See TPH	See TPH	See TPH	-	<10	<10	<10	<10	<10	<10	<10	<40	<10	<10	<10	<20	<10
	>EC21-EC35 Aromatics	µg/L	10	See TPH	See TPH	See TPH	-	38	<10	27	<10	<10	<10	<10	<40	23	<10	<10	103	88
	Total Aromatics >EC12-EC35	µg/L	10				-	38	<10	27	<10	<10	<10	<10	<40	23	<10	<10	103	88
	TPH >C5-C35 Aliphatics/Aromatics	µg/L	10	|10[#25]	|50[#26]	|50[#26]	-	526	10	192	<10	61	<10	<10	<40	276	<10	<10	758	422
TPH	GRO >C5-12	µg/L	50				-	<50	<50	<50	<50	<50	<50	<50	<50	<50	<50	<50	<50	<50
BTEX and MTBE	Benzene	µg/L	1	1[#1]	8[#2]	10[#2]	-	<7	<1	<7	<7	<7	<7	<7	<7	<7	<7	<7	<7	<7
	Toluene	µg/L	1	700[#3]	74[#2]	74[#2]	-	<4	<4 - 3.32	<4	<4	<4	<4	<4	<4	<4	<4	<4	<4	<4
	Ethylbenzene	µg/L	1	300[#3]	20[#27]	20[#27]	-	<5	<1	<5	<5	<5	<5	<5	<5	<5	<5	<5	<5	<5
	Xylene (m & p)	µg/L	1	250[#28]	15[#29]	15[#29]	-	<8	<8 - 2.14	<8	<8	<8	<8	<8	<8	<8	<8	<8	<8	<8
	Xylene (o)	µg/L	1	250[#28]	15[#29]	15[#29]	-	<3	<3 - 1.16	<3	<3	<3	<3	<3	<3	<3	<3	<3	<3	<3
	Xylene Total	µg/L	2	500[#3]	30[#4]	30[#4]	-	<11	<11	<11	<11	<11	<11	<11	<11	<11	<11	<11	<11	<11
	MTBE	µg/L	1	15[#30]	15[#30]	15[#31]	-	17	2.56 - 4	<3	<3	<3	<3	<3	<3	<3	<3	<3	<3	<3
	Total BTEX	µg/L	28				-	<28	<28	<28	<28	<28	<28	<28	<28	<28	<28	<28	<28	<28
VOC	Styrene	µg/L	1		50[#4]	50[#4]	-	-	<1	-	-	-	-	-	-	-	-	-	-	-
	cis-1,3-dichloropropene	µg/L	1				-	-	<1	-	-	-	-	-	-	-	-	-	-	-
	trans-1,3-dichloropropene	µg/L	1				-	-	<1	-	-	-	-	-	-	-	-	-	-	-
	1,1,1,2-tetrachloroethane	µg/L	1			70[#32]	-	-	<1	-	-	-	-	-	-	-	-	-	-	-

						Location	BH01025	BH01025	BH01025	BH01025	BH01025	BH01025	BH01025	BH01025	BH01025	BH01033	BH01033	BH01033	BH01033	BH01033
						Sampled_Date_Time	08/10/2019	22/10/2019	24/01/2020	12/03/2020	06/04/2020	23/04/2020	22/05/2020	16/06/2020	02/10/2020	08/10/2019	24/01/2020	03/03/2020	03/04/2020	03/04/2020
						Sample_Depth_Avg	54.06	53.93	53.27	63	55	63	63	60	52.87	44.22	43.09	69	53	53
						Project_ID	LTC - Phase 2	LTC - Phase 2	LTC - Phase 2	LTC - Phase 2	LTC - Phase 2 LTM	LTC - Phase 2 LTM	LTC - Phase 2 LTM	LTC - Phase 2	LTC - Phase 2 LTM	LTC - Phase 2	LTC - Phase 2	LTC - Phase 2 LTM	LTC - Phase 2 LTM	LTC - Phase 2 LTM
				UK Drinking Water Standards	UK Estuaries and coastal waters EQS	UK Freshwater EQS														
Chem_Group	**Analyte**	**Units**	**MDL**																	
	1,1,1-trichloroethane	µg/L	1	2000[#33]	100[#4]	100[#4]	-	-	<1	-	-	-	-	-	-	-	-	-	-	-
	1,1,2,2-tetrachloroethane	µg/L	1			70[#32]	-	-	<1	-	-	-	-	-	-	-	-	-	-	-
	1,1,2-trichloroethane	µg/L	1		300[#4]	400[#4]	-	-	<1	-	-	-	-	-	-	-	-	-	-	-
	1,1-dichloroethane	µg/L	1	2.8[#34]			-	-	<1	-	-	-	-	-	-	-	-	-	-	-
	1,1-dichloroethene	µg/L	1	140[#35]			-	-	<1	-	-	-	-	-	-	-	-	-	-	-
	1,1-dichloropropene	µg/L	1				-	-	<1	-	-	-	-	-	-	-	-	-	-	-
	1,2,3-trichloropropane	µg/L	1				-	-	<1	-	-	-	-	-	-	-	-	-	-	-
	1,2,4-trimethylbenzene	µg/L	1				-	-	<1	-	-	-	-	-	-	-	-	-	-	-
	1,2-dibromo-3-chloropropane	µg/L	1				-	-	<1	-	-	-	-	-	-	-	-	-	-	-
	1,2-dibromoethane	µg/L	1				-	-	<1	-	-	-	-	-	-	-	-	-	-	-
	1,2-dichloroethane	µg/L	1	3[#1]	10[#2]	10[#2]	-	-	<1	-	-	-	-	-	-	-	-	-	-	-
	1,2-dichloropropane	µg/L	1				-	-	<1	-	-	-	-	-	-	-	-	-	-	-
	1,3,5-trimethylbenzene	µg/L	1				-	-	<1	-	-	-	-	-	-	-	-	-	-	-
	1,3-dichloropropane	µg/L	1				-	-	<1	-	-	-	-	-	-	-	-	-	-	-
	2,2-dichloropropane	µg/L	1				-	-	<1	-	-	-	-	-	-	-	-	-	-	-
	2-chlorotoluene	µg/L	1				-	-	<1	-	-	-	-	-	-	-	-	-	-	-
	4-chlorotoluene	µg/L	1				-	-	<1	-	-	-	-	-	-	-	-	-	-	-
	Bromobenzene	µg/L	1				-	-	<1	-	-	-	-	-	-	-	-	-	-	-
	Bromochloromethane	µg/L	1				-	-	<1	-	-	-	-	-	-	-	-	-	-	-
	Bromodichloromethane	µg/L	1	25[#36]			-	-	<1	-	-	-	-	-	-	-	-	-	-	-
	Bromoform	µg/L	1	25[#36]			-	-	<1	-	-	-	-	-	-	-	-	-	-	-
	Bromomethane	µg/L	1				-	-	<1	-	-	-	-	-	-	-	-	-	-	-
	Carbon disulfide	µg/L	1				-	-	<1	-	-	-	-	-	-	-	-	-	-	-
	Carbon tetrachloride	µg/L	1	3[#1]	12[#2]	12[#2]	-	-	<1	-	-	-	-	-	-	-	-	-	-	-
	Chlorodibromomethane	µg/L	1	25[#36]			-	-	<1	-	-	-	-	-	-	-	-	-	-	-
	Chloroethane	µg/L	1				-	-	<1	-	-	-	-	-	-	-	-	-	-	-
	Chloroform	µg/L	1	25[#36]	2.5[#2]	2.5[#2]	-	-	<1	-	-	-	-	-	-	-	-	-	-	-

						Location	BH01025	BH01025	BH01025	BH01025	BH01025	BH01025	BH01025	BH01025	BH01025	BH01033	BH01033	BH01033	BH01033	BH01033
						Sampled_Date_Time	08/10/2019	22/10/2019	24/01/2020	12/03/2020	06/04/2020	23/04/2020	22/05/2020	16/06/2020	02/10/2020	08/10/2019	24/01/2020	03/03/2020	03/04/2020	03/04/2020
						Sample_Depth_Avg	54.06	53.93	53.27	63	55	63	63	60	52.87	44.22	43.09	69	53	53
						Project_ID	LTC - Phase 2	LTC - Phase 2	LTC - Phase 2	LTC - Phase 2	LTC - Phase 2 LTM	LTC - Phase 2 LTM	LTC - Phase 2 LTM	LTC - Phase 2	LTC - Phase 2 LTM	LTC - Phase 2	LTC - Phase 2	LTC - Phase 2 LTM	LTC - Phase 2 LTM	LTC - Phase 2 LTM
				UK Drinking Water Standards	UK Estuaries and coastal waters EQS	UK Freshwater EQS														
Chem_Group	**Analyte**	**Units**	**MDL**																	
	Chloromethane	µg/L	1				-	-	<1	-	-	-	-	-	-	-	-	-	-	-
	cis-1,2-dichloroethene	µg/L	1	25[#37]			-	-	<1	-	-	-	-	-	-	-	-	-	-	-
	Dibromomethane	µg/L	1				-	-	<1	-	-	-	-	-	-	-	-	-	-	-
	Dichlorodifluoromethane	µg/L	1				-	-	<1	-	-	-	-	-	-	-	-	-	-	-
	Dichloromethane	µg/L	3		20[#2]	20[#2]	-	-	<3	-	-	-	-	-	-	-	-	-	-	-
	Isopropylbenzene	µg/L	1				-	-	<1	-	-	-	-	-	-	-	-	-	-	-
	n-butylbenzene	µg/L	1				-	-	<1	-	-	-	-	-	-	-	-	-	-	-
	n-propylbenzene	µg/L	1				-	-	<1	-	-	-	-	-	-	-	-	-	-	-
	p-isopropyltoluene	µg/L	1				-	-	<1	-	-	-	-	-	-	-	-	-	-	-
	sec-butylbenzene	µg/L	1				-	-	<1	-	-	-	-	-	-	-	-	-	-	-
	Trichloroethene	µg/L	1	5[#38]	10[#2]	10[#2]	-	-	<1	-	-	-	-	-	-	-	-	-	-	-
	tert-butylbenzene	µg/L	1				-	-	<1	-	-	-	-	-	-	-	-	-	-	-
	Tetrachloroethene	µg/L	1	5[#38]	10[#2]	10[#2]	-	-	<1	-	-	-	-	-	-	-	-	-	-	-
	trans-1,2-dichloroethene	µg/L	1	25[#37]			-	-	<1	-	-	-	-	-	-	-	-	-	-	-
	Trichlorofluoromethane	µg/L	1				-	-	<1	-	-	-	-	-	-	-	-	-	-	-
	Vinyl chloride	µg/L	1	0.5[#1]			-	-	<1	-	-	-	-	-	-	-	-	-	-	-
	tert-Amyl methyl ether	µg/L	1				-	-	<1	-	-	-	-	-	-	-	-	-	-	-
VOC/SVOC	1,2,3-trichlorobenzene	µg/L	0.01		0.13[#39]	0.13[#39]	-	-	<1	<0.01	-	-	-	-	-	-	-	-	-	-
	1,2,4-trichlorobenzene	µg/L	0.01		0.13[#39]	0.13[#39]	-	-	<1	<0.01	-	-	-	-	-	-	-	-	-	-
	1,2-dichlorobenzene	µg/L	1		6.7[#40]	6.7[#40]	-	-	<1	-	-	-	-	-	-	-	-	-	-	-
	1,3,5-Trichlorobenzene	µg/L	0.01		0.13[#39]	0.13[#39]	-	-	<1	<0.01	-	-	-	-	-	-	-	-	-	-
	1,3-dichlorobenzene	µg/L	1		6.7[#40]	6.7[#40]	-	-	<1	-	-	-	-	-	-	-	-	-	-	-
	1,4-dichlorobenzene	µg/L	1		6.7[#40]	6.7[#40]	-	-	<1	-	-	-	-	-	-	-	-	-	-	-
	Chlorobenzene	µg/L	1	100[#41]			-	-	<1	-	-	-	-	-	-	-	-	-	-	-
	Hexachlorobutadiene	µg/L	0.01		0.6(MAC)[#12]	0.6(MAC)[#12]	-	-	<1	<0.01	-	-	-	-	-	-	-	-	-	-
SVOC	4-bromophenyl phenyl ether	µg/L	1				-	-	<1	-	-	-	-	-	-	-	-	-	-	-
	4-nitroaniline	µg/L	1				-	-	<1	-	-	-	-	-	-	-	-	-	-	-

						Location	BH01025	BH01025	BH01025	BH01025	BH01025	BH01025	BH01025	BH01025	BH01025	BH01033	BH01033	BH01033	BH01033	BH01033
						Sampled_Date_Time	08/10/2019	22/10/2019	24/01/2020	12/03/2020	06/04/2020	23/04/2020	22/05/2020	16/06/2020	02/10/2020	08/10/2019	24/01/2020	03/03/2020	03/04/2020	03/04/2020
						Sample_Depth_Avg	54.06	53.93	53.27	63	55	63	63	60	52.87	44.22	43.09	69	53	53
						Project_ID	LTC - Phase 2	LTC - Phase 2	LTC - Phase 2	LTC - Phase 2	LTC - Phase 2 LTM	LTC - Phase 2 LTM	LTC - Phase 2 LTM	LTC - Phase 2	LTC - Phase 2 LTM	LTC - Phase 2	LTC - Phase 2	LTC - Phase 2 LTM	LTC - Phase 2 LTM	LTC - Phase 2 LTM
				UK Drinking Water Standards	UK Estuaries and coastal waters EQS	UK Freshwater EQS														
Chem_Group	**Analyte**	**Units**	**MDL**																	
	4-nitrophenol	µg/L	1				-	-	<1	-	-	-	-	-	-	-	-	-	-	-
	2,4,5-trichlorophenol	µg/L	1				-	-	<1	-	-	-	-	-	-	-	-	-	-	-
	2,4,6-trichlorophenol	µg/L	1				-	-	<1	-	-	-	-	-	-	-	-	-	-	-
	2,4-dichlorophenol	µg/L	1		0.42[#2]	4.2[#2]	-	-	<1	-	-	-	-	-	-	-	-	-	-	-
	2,4-dimethylphenol	µg/L	1				-	-	<1	-	-	-	-	-	-	-	-	-	-	-
	2,4-dinitrotoluene	µg/L	1				-	-	<1	-	-	-	-	-	-	-	-	-	-	-
	2,6-dinitrotoluene	µg/L	1				-	-	<1	-	-	-	-	-	-	-	-	-	-	-
	2-chloronaphthalene	µg/L	1				-	-	<1	-	-	-	-	-	-	-	-	-	-	-
	2-chlorophenol	µg/L	1		50[#4]	50[#4]	-	-	<1	-	-	-	-	-	-	-	-	-	-	-
	2-methylnaphthalene	µg/L	1				-	-	<1	-	-	-	-	-	-	-	-	-	-	-
	2-methylphenol	µg/L	1				-	-	<1	-	-	-	-	-	-	-	-	-	-	-
	2-nitroaniline	µg/L	1				-	-	<1	-	-	-	-	-	-	-	-	-	-	-
	2-nitrophenol	µg/L	1				-	-	<1	-	-	-	-	-	-	-	-	-	-	-
	3-nitroaniline	µg/L	1				-	-	<1	-	-	-	-	-	-	-	-	-	-	-
	4,6-Dinitro-2-methylphenol	µg/L					-	-	<0.03	<0.03	-	-	-	-	-	-	-	-	-	-
	4-chloro-3-methylphenol	µg/L	1		40[#4]	40[#4]	-	-	<1	-	-	-	-	-	-	-	-	-	-	-
	4-chloroaniline	µg/L	1				-	-	<1	-	-	-	-	-	-	-	-	-	-	-
	4-chlorophenyl phenyl ether	µg/L	1				-	-	<1	-	-	-	-	-	-	-	-	-	-	-
	4-methylphenol	µg/L	1				-	-	<1	-	-	-	-	-	-	-	-	-	-	-
	Azobenzene	µg/L	1				-	-	<1	-	-	-	-	-	-	-	-	-	-	-
	Bis(2-chloroethoxy) methane	µg/L	1				-	-	<1	-	-	-	-	-	-	-	-	-	-	-
	Bis(2-chloroethyl)ether	µg/L	1				-	-	<1	-	-	-	-	-	-	-	-	-	-	-
	Bis(2-ethylhexyl) phthalate	µg/L	2		1.3[#2]	1.3[#2]	-	-	<2	-	-	-	-	-	-	-	-	-	-	-
	Butyl benzyl phthalate	µg/L	1		0.75[#2]	7.5[#2]	-	-	<1	-	-	-	-	-	-	-	-	-	-	-
	Carbazole	µg/L	1				-	-	<1	-	-	-	-	-	-	-	-	-	-	-
	Dibenzofuran	µg/L	1				-	-	<1	-	-	-	-	-	-	-	-	-	-	-
	Diethylphthalate	µg/L	1		200[#4]	200[#4]	-	-	<1	-	-	-	-	-	-	-	-	-	-	-

						Location	BH01025	BH01025	BH01025	BH01025	BH01025	BH01025	BH01025	BH01025	BH01025	BH01033	BH01033	BH01033	BH01033	BH01033
						Sampled_Date_Time	08/10/2019	22/10/2019	24/01/2020	12/03/2020	06/04/2020	23/04/2020	22/05/2020	16/06/2020	02/10/2020	08/10/2019	24/01/2020	03/03/2020	03/04/2020	03/04/2020
						Sample_Depth_Avg	54.06	53.93	53.27	63	55	63	63	60	52.87	44.22	43.09	69	53	53
						Project_ID	LTC - Phase 2	LTC - Phase 2	LTC - Phase 2	LTC - Phase 2	LTC - Phase 2 LTM	LTC - Phase 2 LTM	LTC - Phase 2 LTM	LTC - Phase 2	LTC - Phase 2 LTM	LTC - Phase 2	LTC - Phase 2	LTC - Phase 2 LTM	LTC - Phase 2 LTM	LTC - Phase 2 LTM
				UK Drinking Water Standards	UK Estuaries and coastal waters EQS	UK Freshwater EQS														
Chem_Group	**Analyte**	**Units**	**MDL**																	
	Dimethyl phthalate	µg/L	1		800[#4]	800[#4]	-	-	<1	-	-	-	-	-	-	-	-	-	-	-
	Di-n-butyl phthalate	µg/L	1		8[#4]	8[#4]	-	-	<1	-	-	-	-	-	-	-	-	-	-	-
	Di-n-octyl phthalate	µg/L	5		20[#4]	20[#4]	-	-	<5	-	-	-	-	-	-	-	-	-	-	-
	Hexachlorobenzene	µg/L	0.01		0.05(MAC)[#12]	0.05(MAC)[#12]	-	-	<0.01	<0.01	-	-	-	-	-	-	-	-	-	-
	Hexachlorocyclopentadiene	µg/L	1				-	-	<1	-	-	-	-	-	-	-	-	-	-	-
	Hexachloroethane	µg/L	1				-	-	<1	-	-	-	-	-	-	-	-	-	-	-
	Isophorone	µg/L	1				-	-	<1	-	-	-	-	-	-	-	-	-	-	-
	Nitrobenzene	µg/L	1				-	-	1.9	-	-	-	-	-	-	-	-	-	-	-
	N-nitrosodi-n-propylamine	µg/L	1				-	-	<1	-	-	-	-	-	-	-	-	-	-	-
	Pentachlorobenzene	µg/L	0.01		0.0007[#2]	0.007[#2]	-	-	<0.01	<0.01	-	-	-	-	-	-	-	-	-	-
	Pentachloronitrobenzene	µg/L	0.01				-	-	<0.01	<0.01	-	-	-	-	-	-	-	-	-	-
	Pentachlorophenol	µg/L	1		0.4[#2]	0.4[#2]	-	-	<1	-	-	-	-	-	-	-	-	-	-	-
PCB	Heptachlorobiphenyl, 2,3,3,4,4,5,5- (PCB 189)	µg/L	0.015				-	-	<0.03	<0.015	-	-	-	-	-	-	-	-	-	-
	Hexachlorobiphenyl, 2,3,3,4,4,5- (PCB 156)	µg/L	0.015				-	-	<0.03	<0.015	-	-	-	-	-	-	-	-	-	-
	Hexachlorobiphenyl, 2,3,3,4,4,5- (PCB 157)	µg/L	0.015				-	-	<0.03	<0.015	-	-	-	-	-	-	-	-	-	-
	Hexachlorobiphenyl, 2,3,4,4,5,5- (PCB 167)	µg/L	0.015				-	-	<0.03	<0.015	-	-	-	-	-	-	-	-	-	-
	Hexachlorobiphenyl, 3,3,4,4,5,5- (PCB 169)	µg/L	0.015				-	-	<0.03	<0.015	-	-	-	-	-	-	-	-	-	-
	PCB 101	µg/L	0.015				-	-	<0.03	<0.015	-	-	-	-	-	-	-	-	-	-
	PCB 118	µg/L	0.015				-	-	<0.03	<0.015	-	-	-	-	-	-	-	-	-	-
	PCB 138	µg/L	0.015				-	-	<0.03	<0.015	-	-	-	-	-	-	-	-	-	-
	PCB 153	µg/L	0.015				-	-	<0.03	<0.015	-	-	-	-	-	-	-	-	-	-
	PCB 180	µg/L	0.015				-	-	<0.03	<0.015	-	-	-	-	-	-	-	-	-	-
	PCB 28	µg/L	0.015				-	-	<0.03	<0.015	-	-	-	-	-	-	-	-	-	-
	PCB 52	µg/L	0.015				-	-	<0.03	<0.015	-	-	-	-	-	-	-	-	-	-
	Pentachlorobiphenyl, 2,3,3,4,4- (PCB 105)	µg/L	0.015				-	-	<0.03	<0.015	-	-	-	-	-	-	-	-	-	-
	Pentachlorobiphenyl, 2,3,4,4,5- (PCB 114)	µg/L	0.015				-	-	<0.03	<0.015	-	-	-	-	-	-	-	-	-	-
	Pentachlorobiphenyl, 2,3,4,4,5- (PCB 123)	µg/L	0.015				-	-	<0.03	<0.015	-	-	-	-	-	-	-	-	-	-

						Location	BH01025	BH01025	BH01025	BH01025	BH01025	BH01025	BH01025	BH01025	BH01025	BH01033	BH01033	BH01033	BH01033	BH01033
						Sampled_Date_Time	08/10/2019	22/10/2019	24/01/2020	12/03/2020	06/04/2020	23/04/2020	22/05/2020	16/06/2020	02/10/2020	08/10/2019	24/01/2020	03/03/2020	03/04/2020	03/04/2020
						Sample_Depth_Avg	54.06	53.93	53.27	63	55	63	63	60	52.87	44.22	43.09	69	53	53
						Project_ID	LTC - Phase 2	LTC - Phase 2	LTC - Phase 2	LTC - Phase 2	LTC - Phase 2 LTM	LTC - Phase 2 LTM	LTC - Phase 2 LTM	LTC - Phase 2	LTC - Phase 2 LTM	LTC - Phase 2	LTC - Phase 2	LTC - Phase 2 LTM	LTC - Phase 2 LTM	LTC - Phase 2 LTM
				UK Drinking Water Standards	UK Estuaries and coastal waters EQS	UK Freshwater EQS														
Chem_Group	**Analyte**	**Units**	**MDL**																	
	Pentachlorobiphenyl, 3,3,4,4,5- (PCB 126)	µg/L	0.015				-	-	<0.03	<0.015	-	-	-	-	-	-	-	-	-	-
	Tetrachlorobiphenyl, 3,3,4,4- (PCB 77)	µg/L	0.015				-	-	<0.03	<0.015	-	-	-	-	-	-	-	-	-	-
	Tetrachlorobiphenyl, 3,4,4,5- (PCB 81)	µg/L	0.015				-	-	<0.03	<0.015	-	-	-	-	-	-	-	-	-	-
	Total PCB 7 Congeners	µg/L	0.105				-	-	<0.21	<0.105	-	-	-	-	-	-	-	-	-	-
Phenolics	Xylenols (Filtered)	µg/L	0.5				-	<0.5	<0.5	<0.5	<0.5	<0.5	<0.5	<0.5	<0.5	<0.5	<0.5	<0.5	<0.5	<0.5
	Cresol Total (Filtered)	µg/L	0.5				-	<0.5	1.44	<0.5	<0.5	<0.5	<0.5	<0.5	0.82	<0.5	<0.5	<0.5	<0.5	<0.5
	Phenol	µg/L	1	5800[#34]	7.7[#2]	7.7[#2]	-	-	<1	-	-	-	-	-	-	-	-	-	-	-
	Phenol (Filtered)	µg/L	0.5	5800[#34]	7.7[#2]	7.7[#2]	-	1.1	0.89	<0.5	<0.5	<0.5	<0.5	<0.5	<0.5	<2	<0.5	<0.5	<0.5	<0.5
	Phenols Monohydric (Filtered)	µg/L	0.5				-	1.1	2.33	<0.5	<0.5	<0.5	<0.5	<0.5	0.82	<0.5	<0.5	<0.5	<0.5	<0.5
Organotins	Tributyltin	µg/L	0.001		0.0002[#2]	0.0002[#2]	-	-	<0.001	<0.001	-	-	-	-	-	-	-	-	-	-
Biological	Coliforms Total (Confirmed)	CFU/100mL					-	-	-	-	-	-	-	-	-	-	-	-	-	-
	Coliforms Total (Presumptive)	CFU/100mL					-	-	-	-	-	-	-	-	-	-	-	-	-	-
	Escherichia coli (Confirmed)	CFU/100mL					-	-	-	-	-	-	-	-	-	-	-	-	-	-
	Escherichia coli (Presumptive)	CFU/100mL					-	-	-	-	-	-	-	-	-	-	-	-	-	-
	Faecal streptococci (Confirmed)	CFU/100mL					-	-	-	-	-	-	-	-	-	-	-	-	-	-
	Faecal streptococci (Presumptive)	CFU/100mL					-	-	-	-	-	-	-	-	-	-	-	-	-	-
	Faecal Streptococci cfu/100ml	cfu/100ml					-	-	-							-	-			
	Coliform	cfu/100 ml					-	-	-							-	-			
	Salmonella	Detect					-	-	-	-	-	-	-	-	-	-	-	-	-	-
Pesticides	1-(3.4-Dichlorophenyl) urea (DCPU)	µg/l					-	-	<0.02	<0.02	-	-	-	-	-	-	-	-	-	-
	2-(4-Chlorophenoxy)propionic acid, 4-CPP	µg/l					-	-	<0.01	<0.01	-	-	-	-	-	-	-	-	-	-
	2-amino-N-(isopropyl)benzamide	µg/l					-	-	<0.02	<0.02	-	-	-	-	-	-	-	-	-	-
	2-Chloro-2.6-diethylacetanilide	µg/l					-	-	<0.01	<0.01	-	-	-	-	-	-	-	-	-	-
	Acibenzolar-S-methyl	µg/l					-	-	<0.03	<0.03	-	-	-	-	-	-	-	-	-	-
	Aminopyralid	µg/l					-	-	<0.05	<0.05	-	-	-	-	-	-	-	-	-	-
	Azoxystrobin	µg/L					-	-	<0.01	<0.01	-	-	-	-	-	-	-	-	-	-
	BAM	µg/l					-	-	<0.01	<0.01	-	-	-	-	-	-	-	-	-	-

						Location	BH01025	BH01025	BH01025	BH01025	BH01025	BH01025	BH01025	BH01025	BH01025	BH01033	BH01033	BH01033	BH01033	BH01033
						Sampled_Date_Time	08/10/2019	22/10/2019	24/01/2020	12/03/2020	06/04/2020	23/04/2020	22/05/2020	16/06/2020	02/10/2020	08/10/2019	24/01/2020	03/03/2020	03/04/2020	03/04/2020
						Sample_Depth_Avg	54.06	53.93	53.27	63	55	63	63	60	52.87	44.22	43.09	69	53	53
						Project_ID	LTC - Phase 2	LTC - Phase 2	LTC - Phase 2	LTC - Phase 2	LTC - Phase 2 LTM	LTC - Phase 2 LTM	LTC - Phase 2 LTM	LTC - Phase 2	LTC - Phase 2 LTM	LTC - Phase 2	LTC - Phase 2	LTC - Phase 2 LTM	LTC - Phase 2 LTM	LTC - Phase 2 LTM
				UK Drinking Water Standards	UK Estuaries and coastal waters EQS	UK Freshwater EQS														
Chem_Group	**Analyte**	**Units**	**MDL**																	
	Benalaxyl	µg/l					-	-	<0.02	<0.02	-	-	-	-	-	-	-	-	-	-
	Bentazone methyl	µg/l					-	-	<0.03	<0.03	-	-	-	-	-	-	-	-	-	-
	Bifenox	µg/L					-	-	<0.04	<0.04	-	-	-	-	-	-	-	-	-	-
	Bitertanol	µg/l					-	-	<0.02	<0.02	-	-	-	-	-	-	-	-	-	-
	Boscalid	µg/l					-	-	0.062	<0.01	-	-	-	-	-	-	-	-	-	-
	Cadusafos	µg/l					-	-	<0.02	<0.02	-	-	-	-	-	-	-	-	-	-
	Carfentrazone-ethyl	µg/L					-	-	<0.04	<0.04	-	-	-	-	-	-	-	-	-	-
	Chloridazon-desphenyl	µg/l					-	-	<0.03	<0.03	-	-	-	-	-	-	-	-	-	-
	Chloridazon-methyl desphenyl	µg/l					-	-	<0.05	<0.05	-	-	-	-	-	-	-	-	-	-
	Chlorotoluron-desmethyl	µg/l					-	-	<0.02	<0.02	-	-	-	-	-	-	-	-	-	-
	Chlorpropham	µg/L			10[#4]	10[#4]	-	-	<0.05	<0.05	-	-	-	-	-	-	-	-	-	-
	Clodinafop	µg/l					-	-	<0.03	<0.03	-	-	-	-	-	-	-	-	-	-
	Clomeprop	µg/l					-	-	<0.01	<0.01	-	-	-	-	-	-	-	-	-	-
	Crimidine	µg/l					-	-	<0.03	<0.03	-	-	-	-	-	-	-	-	-	-
	Cybutryne (Irgarol)	µg/l					-	-	<0.01	<0.01	-	-	-	-	-	-	-	-	-	-
	Cyprazine	µg/l					-	-	<0.02	<0.02	-	-	-	-	-	-	-	-	-	-
	Cyprodinil	µg/L					-	-	0.051	<0.02	-	-	-	-	-	-	-	-	-	-
	Dichlofenthion	µg/l					-	-	<0.05	<0.05	-	-	-	-	-	-	-	-	-	-
	Dichlormid	µg/l					-	-	<0.05	<0.05	-	-	-	-	-	-	-	-	-	-
	Diethofencarb	µg/l					-	-	<0.02	<0.02	-	-	-	-	-	-	-	-	-	-
	Difenacoum	µg/l					-	-	<0.02	<0.02	-	-	-	-	-	-	-	-	-	-
	Dimefuron	µg/l					-	-	<0.02	<0.02	-	-	-	-	-	-	-	-	-	-
	Dimethachlo	µg/l					-	-	<0.01	<0.01	-	-	-	-	-	-	-	-	-	-
	Dimethenamid	µg/l					-	-	0.012	<0.01	-	-	-	-	-	-	-	-	-	-
	Dimethomorph	µg/l					-	-	<0.01	<0.01	-	-	-	-	-	-	-	-	-	-
	Dinoterb	µg/l					-	-	<0.04	<0.08	-	-	-	-	-	-	-	-	-	-
	Diuron desmethyl (DCPMU)	µg/l					-	-	<0.03	<0.03	-	-	-	-	-	-	-	-	-	-

						Location	BH01025	BH01025	BH01025	BH01025	BH01025	BH01025	BH01025	BH01025	BH01025	BH01033	BH01033	BH01033	BH01033	BH01033
						Sampled_Date_Time	08/10/2019	22/10/2019	24/01/2020	12/03/2020	06/04/2020	23/04/2020	22/05/2020	16/06/2020	02/10/2020	08/10/2019	24/01/2020	03/03/2020	03/04/2020	03/04/2020
						Sample_Depth_Avg	54.06	53.93	53.27	63	55	63	63	60	52.87	44.22	43.09	69	53	53
						Project_ID	LTC - Phase 2	LTC - Phase 2	LTC - Phase 2	LTC - Phase 2	LTC - Phase 2 LTM	LTC - Phase 2 LTM	LTC - Phase 2 LTM	LTC - Phase 2	LTC - Phase 2 LTM	LTC - Phase 2	LTC - Phase 2	LTC - Phase 2 LTM	LTC - Phase 2 LTM	LTC - Phase 2 LTM
				UK Drinking Water Standards	UK Estuaries and coastal waters EQS	UK Freshwater EQS														
Chem_Group	**Analyte**	**Units**	**MDL**																	
	Epoxiconazole	µg/l					-	-	<0.03	<0.03	-	-	-	-	-	-	-	-	-	-
	Etrimphos	µg/L	0.01				-	-	<0.01	<0.01	-	-	-	-	-	-	-	-	-	-
	Fenoxaprop	µg/l					-	-	<0.03	<0.03	-	-	-	-	-	-	-	-	-	-
	Fenpropidin	µg/l					-	-	<0.02	<0.02	-	-	-	-	-	-	-	-	-	-
	Fenuron	µg/l					-	-	<0.01	<0.01	-	-	-	-	-	-	-	-	-	-
	Fipronil	µg/L					-	-	<0.05	<0.05	-	-	-	-	-	-	-	-	-	-
	Florasulam	µg/l					-	-	<0.02	<0.02	-	-	-	-	-	-	-	-	-	-
	Fluazifop	µg/l					-	-	<0.04	<0.02	-	-	-	-	-	-	-	-	-	-
	Fluazifop-P-butyl	µg/L					-	-	<0.02	<0.02	-	-	-	-	-	-	-	-	-	-
	Foramsulfuron	µg/l					-	-	<0.01	<0.01	-	-	-	-	-	-	-	-	-	-
	Furathiocarb	µg/l					-	-	<0.02	<0.02	-	-	-	-	-	-	-	-	-	-
	Haloxyfop	µg/l					-	-	<0.03	<0.03	-	-	-	-	-	-	-	-	-	-
	Haloxyfop-p-methyl	µg/l					-	-	<0.03	<0.03	-	-	-	-	-	-	-	-	-	-
	Heptachlor epoxide	µg/L	0.01	0.03[#1]			-	-	<0.01	<0.01	-	-	-	-	-	-	-	-	-	-
	Imazamox	µg/l					-	-	<0.01	<0.01	-	-	-	-	-	-	-	-	-	-
	Indoxacarb	µg/L					-	-	<0.05	<0.05	-	-	-	-	-	-	-	-	-	-
	Isoproturon-desmethyl	µg/l					-	-	<0.02	<0.02	-	-	-	-	-	-	-	-	-	-
	Isoproturon-monodesmethyl	µg/l					-	-	<0.02	<0.02	-	-	-	-	-	-	-	-	-	-
	Isopyrazam	µg/l					-	-	<0.03	<0.03	-	-	-	-	-	-	-	-	-	-
	Kresoxim-methyl	µg/l					-	-	<0.03	<0.03	-	-	-	-	-	-	-	-	-	-
	Malaoxon	µg/l					-	-	<0.02	<0.02	-	-	-	-	-	-	-	-	-	-
	Mandipropamid	µg/l					-	-	-	<0.02	-	-	-	-	-	-	-	-	-	-
	Mecarbam	µg/l					-	-	<0.02	<0.02	-	-	-	-	-	-	-	-	-	-
	Mesotrione	µg/l					-	-	<0.05	<0.05	-	-	-	-	-	-	-	-	-	-
	Metconazole	µg/l					-	-	<0.02	<0.02	-	-	-	-	-	-	-	-	-	-
	Metribuzin-desamino	µg/l					-	-	<0.01	<0.01	-	-	-	-	-	-	-	-	-	-
	Naptalam	µg/l					-	-	<0.03	<0.03	-	-	-	-	-	-	-	-	-	-

						Location	BH01025	BH01025	BH01025	BH01025	BH01025	BH01025	BH01025	BH01025	BH01025	BH01033	BH01033	BH01033	BH01033	BH01033
						Sampled_Date_Time	08/10/2019	22/10/2019	24/01/2020	12/03/2020	06/04/2020	23/04/2020	22/05/2020	16/06/2020	02/10/2020	08/10/2019	24/01/2020	03/03/2020	03/04/2020	03/04/2020
						Sample_Depth_Avg	54.06	53.93	53.27	63	55	63	63	60	52.87	44.22	43.09	69	53	53
						Project_ID	LTC - Phase 2	LTC - Phase 2	LTC - Phase 2	LTC - Phase 2	LTC - Phase 2 LTM	LTC - Phase 2 LTM	LTC - Phase 2 LTM	LTC - Phase 2	LTC - Phase 2 LTM	LTC - Phase 2	LTC - Phase 2	LTC - Phase 2 LTM	LTC - Phase 2 LTM	LTC - Phase 2 LTM
				UK Drinking Water Standards	UK Estuaries and coastal waters EQS	UK Freshwater EQS														
Chem_Group	**Analyte**	**Units**	**MDL**																	
	Nicosulfuron	µg/l					-	-	<0.01	<0.01	-	-	-	-	-	-	-	-	-	-
	Nuarimol	µg/l					-	-	<0.02	<0.02	-	-	-	-	-	-	-	-	-	-
	Oxadixyl	µg/l					-	-	<0.03	<0.03	-	-	-	-	-	-	-	-	-	-
	Paraoxon-ethyl	µg/l					-	-	<0.02	<0.02	-	-	-	-	-	-	-	-	-	-
	Parathion-ethyl	µg/l					-	-	<0.05	<0.05	-	-	-	-	-	-	-	-	-	-
	Penconazole	µg/l					-	-	<0.02	<0.02	-	-	-	-	-	-	-	-	-	-
	Pencycuron	µg/l					-	-	<0.02	<0.02	-	-	-	-	-	-	-	-	-	-
	Phosphamidon II (E)	µg/l	0.01				-	-	<0.01	<0.01	-	-	-	-	-	-	-	-	-	-
	Pretilachlor	µg/l					-	-	<0.02	<0.02	-	-	-	-	-	-	-	-	-	-
	Primisulfuron-methyl	µg/l					-	-	<0.02	<0.02	-	-	-	-	-	-	-	-	-	-
	Prodiamine	µg/l					-	-	<0.05	<0.05	-	-	-	-	-	-	-	-	-	-
	Propaquizafop	µg/l					-	-	<0.03	<0.03	-	-	-	-	-	-	-	-	-	-
	Propetamphos	µg/L	0.01		0.03[#4]	0.03[#4]	-	-	-	<0.01	-	-	-	-	-	-	-	-	-	-
	Prosulfocarb	µg/l					-	-	0.329	<0.01	-	-	-	-	-	-	-	-	-	-
	Prothioconazole	µg/l					-	-	<0.05	<0.05	-	-	-	-	-	-	-	-	-	-
	Pyribenzoxim	µg/l					-	-	<0.05	<0.05	-	-	-	-	-	-	-	-	-	-
	Quinmerac	µg/l					-	-	<0.01	<0.01	-	-	-	-	-	-	-	-	-	-
	Quizalofop	µg/l					-	-	<0.05	<0.05	-	-	-	-	-	-	-	-	-	-
	Rimsulfuron	µg/l					-	-	<0.01	<0.01	-	-	-	-	-	-	-	-	-	-
	Sebuthylazine	µg/l					-	-	<0.01	<0.01	-	-	-	-	-	-	-	-	-	-
	Simazine-2-hydroxy	µg/l					-	-	<0.01	<0.01	-	-	-	-	-	-	-	-	-	-
	Sodium Acifluorfen	µg/L					-	-	<0.01	<0.01	-	-	-	-	-	-	-	-	-	-
	Sulfosulfuron	µg/l					-	-	<0.01	<0.01	-	-	-	-	-	-	-	-	-	-
	Tecnazene	µg/L	0.01		1[#4]	1[#4]	-	-	-	<0.01	-	-	-	-	-	-	-	-	-	-
	Teflubenzuron	µg/l					-	-	<0.03	<0.03	-	-	-	-	-	-	-	-	-	-
	Terbuthylazine-desethyl	µg/l					-	-	<0.01	<0.01	-	-	-	-	-	-	-	-	-	-
	Terbuthylazine-desethyl-2-hydroxy	µg/l					-	-	<0.01	<0.01	-	-	-	-	-	-	-	-	-	-

						Location	BH01025	BH01025	BH01025	BH01025	BH01025	BH01025	BH01025	BH01025	BH01025	BH01033	BH01033	BH01033	BH01033	BH01033
						Sampled_Date_Time	08/10/2019	22/10/2019	24/01/2020	12/03/2020	06/04/2020	23/04/2020	22/05/2020	16/06/2020	02/10/2020	08/10/2019	24/01/2020	03/03/2020	03/04/2020	03/04/2020
						Sample_Depth_Avg	54.06	53.93	53.27	63	55	63	63	60	52.87	44.22	43.09	69	53	53
						Project_ID	LTC - Phase 2	LTC - Phase 2	LTC - Phase 2	LTC - Phase 2	LTC - Phase 2 LTM	LTC - Phase 2 LTM	LTC - Phase 2 LTM	LTC - Phase 2	LTC - Phase 2 LTM	LTC - Phase 2	LTC - Phase 2	LTC - Phase 2 LTM	LTC - Phase 2 LTM	LTC - Phase 2 LTM
				UK Drinking Water Standards	UK Estuaries and coastal waters EQS	UK Freshwater EQS														
Chem_Group	**Analyte**	**Units**	**MDL**																	
	Terbuthylazine-hydroxy	µg/l					-	-	0.035	<0.01	-	-	-	-	-	-	-	-	-	-
	Thiabendazole	µg/L			5[#4]	5[#4]	-	-	<0.03	<0.03	-	-	-	-	-	-	-	-	-	-
	Thiamethoxam	µg/L					-	-	<0.01	<0.01	-	-	-	-	-	-	-	-	-	-
	Tribenuron-methyl	µg/L					-	-	<0.01	<0.01	-	-	-	-	-	-	-	-	-	-
	Trietazine	µg/L	0.01				-	-	<0.01	<0.01	-	-	-	-	-	-	-	-	-	-
	Trifloxysulfuron-sodium	µg/l					-	-	<0.01	<0.01	-	-	-	-	-	-	-	-	-	-
	Triflusulfuron-methyl	µg/l					-	-	<0.01	<0.01	-	-	-	-	-	-	-	-	-	-
	Triforine	µg/l					-	-	<0.05	<0.05	-	-	-	-	-	-	-	-	-	-
	Triticonazole	µg/l					-	-	<0.01	<0.01	-	-	-	-	-	-	-	-	-	-
	Desmetryn	mg/L					-	-	<0.00001	<0.00001	-	-	-	-	-	-	-	-	-	-
	Simetryn	mg/L					-	-	<0.00001	<0.00001	-	-	-	-	-	-	-	-	-	-
	Clothianidin	µg/L					-	-	<0.01	<0.01	-	-	-	-	-	-	-	-	-	-
	Cymoxanil	µg/L					-	-	<0.05	<0.05	-	-	-	-	-	-	-	-	-	-
	Fluazifop-butyl	µg/L					-	-	<0.02	<0.02	-	-	-	-	-	-	-	-	-	-
	Imazamethabenz-methyl	µg/L					-	-	<0.01	<0.01	-	-	-	-	-	-	-	-	-	-
	Mesosulfuron-methyl	µg/L					-	-	<0.02	<0.02	-	-	-	-	-	-	-	-	-	-
	Metamitron	µg/L					-	-	<0.03	<0.03	-	-	-	-	-	-	-	-	-	-
	Metobromuron	µg/L					-	-	<0.03	<0.03	-	-	-	-	-	-	-	-	-	-
	Monuron	µg/L					-	-	<0.02	<0.02	-	-	-	-	-	-	-	-	-	-
	Secbumeton	µg/L					-	-	<0.01	<0.01	-	-	-	-	-	-	-	-	-	-
	Spiroxamine	µg/L					-	-	<0.01	<0.01	-	-	-	-	-	-	-	-	-	-
	Clomazon	µg/L					-	-	0.01	<0.01	-	-	-	-	-	-	-	-	-	-
	Metazachlor	µg/L	0.01				-	-	<0.01	<0.01	-	-	-	-	-	-	-	-	-	-
	Methabenzthiazuran	µg/L					-	-	<0.01	<0.01	-	-	-	-	-	-	-	-	-	-
	Iprovalicarb	µg/L					-	-	<0.01	<0.01	-	-	-	-	-	-	-	-	-	-
	Chloroxuron	µg/L					-	-	<0.01	<0.01	-	-	-	-	-	-	-	-	-	-
	Neburon	µg/L					-	-	<0.01	<0.01	-	-	-	-	-	-	-	-	-	-

						Location	BH01025	BH01025	BH01025	BH01025	BH01025	BH01025	BH01025	BH01025	BH01025	BH01033	BH01033	BH01033	BH01033	BH01033
						Sampled_Date_Time	08/10/2019	22/10/2019	24/01/2020	12/03/2020	06/04/2020	23/04/2020	22/05/2020	16/06/2020	02/10/2020	08/10/2019	24/01/2020	03/03/2020	03/04/2020	03/04/2020
						Sample_Depth_Avg	54.06	53.93	53.27	63	55	63	63	60	52.87	44.22	43.09	69	53	53
						Project_ID	LTC - Phase 2	LTC - Phase 2	LTC - Phase 2	LTC - Phase 2	LTC - Phase 2 LTM	LTC - Phase 2 LTM	LTC - Phase 2 LTM	LTC - Phase 2	LTC - Phase 2 LTM	LTC - Phase 2	LTC - Phase 2	LTC - Phase 2 LTM	LTC - Phase 2 LTM	LTC - Phase 2 LTM
				UK Drinking Water Standards	UK Estuaries and coastal waters EQS	UK Freshwater EQS														
Chem_Group	**Analyte**	**Units**	**MDL**																	
	Metribuzin	µg/L					-	-	<0.03	<0.03	-	-	-	-	-	-	-	-	-	-
	2,3,6-Trichlorobenzoic Acid (Tba)	µg/L					-	-	<0.1	<0.1	-	-	-	-	-	-	-	-	-	-
	2,4,5-Trichlorophenoxy Acetic Acid	µg/L					-	-	<0.01	<0.01	-	-	-	-	-	-	-	-	-	-
	2,4,5-TP (Silvex)	µg/L					-	-	<0.01	<0.01	-	-	-	-	-	-	-	-	-	-
	Pyrimethanil	µg/L					-	-	0.11	<0.02	-	-	-	-	-	-	-	-	-	-
	Hedonal	µg/L			0.3[#2]	0.3[#2]	-	-	<0.01	<0.01	-	-	-	-	-	-	-	-	-	-
	2,4-DDT	µg/L	0.01		0.00625[#42]	0.00625[#42]	-	-	<0.01	<0.01	-	-	-	-	-	-	-	-	-	-
	Propachlor	µg/L	0.01				-	-	<0.01	<0.01	-	-	-	-	-	-	-	-	-	-
	Propamocarb	µg/L					-	-	<0.03	<0.03	-	-	-	-	-	-	-	-	-	-
	2,4-Dichlorprop	µg/L					-	-	<0.01	<0.01	-	-	-	-	-	-	-	-	-	-
	3-Hydroxy Carbofuran	µg/L					-	-	<0.01	<0.01	-	-	-	-	-	-	-	-	-	-
	4-(2,4-Dichlorophenoxy)butyric Acid (2,4-DB)	µg/L					-	-	<0.02	<0.02	-	-	-	-	-	-	-	-	-	-
	4,4-DDE	µg/L	0.01		0.00625[#42]	0.00625[#42]	-	-	<0.01	<0.01	-	-	-	-	-	-	-	-	-	-
	4-Bromo-3,5-dimethylphenyl-N-methylcarbamate	µg/L					-	-	<0.02	<0.02	-	-	-	-	-	-	-	-	-	-
	a-BHC	µg/L	0.01				-	-	<0.01	<0.01	-	-	-	-	-	-	-	-	-	-
	Acetochlor	µg/L					-	-	<0.03	<0.03	-	-	-	-	-	-	-	-	-	-
	Aldicarb	µg/L					-	-	<0.05	<0.05	-	-	-	-	-	-	-	-	-	-
	Aldicarb sulfone	µg/L					-	-	<0.01	<0.01	-	-	-	-	-	-	-	-	-	-
	Aldrin	µg/L	0.01	0.03[#1]	0.00125[#43]	0.0025[#44]	-	-	<0.01	<0.01	-	-	-	-	-	-	-	-	-	-
	Ametryn	µg/L					-	-	<0.01	<0.01	-	-	-	-	-	-	-	-	-	-
	Amidosulfuron	µg/L					-	-	<0.02	<0.02	-	-	-	-	-	-	-	-	-	-
	Acetamiprid	µg/L					-	-	<0.01	<0.01	-	-	-	-	-	-	-	-	-	-
	Aclonifen	µg/L					-	-	<0.03	<0.03	-	-	-	-	-	-	-	-	-	-
	Actril (Ioxynil)	µg/L			10[#4]	10[#4]	-	-	<0.01	<0.01	-	-	-	-	-	-	-	-	-	-
	Atraton	µg/L					-	-	<0.01	<0.01	-	-	-	-	-	-	-	-	-	-
	Atrazine	µg/L	0.01		0.6[#2]	0.6[#2]	-	-	<0.01	<0.01	-	-	-	-	-	-	-	-	-	-
	Azinophos methyl	µg/L	0.02		0.01[#8]	0.01[#8]	-	-	<0.02	<0.04	-	-	-	-	-	-	-	-	-	-

						Location	BH01025	BH01025	BH01025	BH01025	BH01025	BH01025	BH01025	BH01025	BH01025	BH01033	BH01033	BH01033	BH01033	BH01033
						Sampled_Date_Time	08/10/2019	22/10/2019	24/01/2020	12/03/2020	06/04/2020	23/04/2020	22/05/2020	16/06/2020	02/10/2020	08/10/2019	24/01/2020	03/03/2020	03/04/2020	03/04/2020
						Sample_Depth_Avg	54.06	53.93	53.27	63	55	63	63	60	52.87	44.22	43.09	69	53	53
						Project_ID	LTC - Phase 2	LTC - Phase 2	LTC - Phase 2	LTC - Phase 2	LTC - Phase 2 LTM	LTC - Phase 2 LTM	LTC - Phase 2 LTM	LTC - Phase 2	LTC - Phase 2 LTM	LTC - Phase 2	LTC - Phase 2	LTC - Phase 2 LTM	LTC - Phase 2 LTM	LTC - Phase 2 LTM
				UK Drinking Water Standards	UK Estuaries and coastal waters EQS	UK Freshwater EQS														
Chem_Group	**Analyte**	**Units**	**MDL**																	
	Baygon	µg/L					-	-	<0.01	<0.01	-	-	-	-	-	-	-	-	-	-
	b-BHC	µg/L	0.01				-	-	<0.01	<0.01	-	-	-	-	-	-	-	-	-	-
	Benazolin	µg/L					-	-	<0.05	<0.05	-	-	-	-	-	-	-	-	-	-
	Bendiocarb	µg/L					-	-	<0.01	<0.01	-	-	-	-	-	-	-	-	-	-
	Bentazone	µg/L			500[#4]	500[#4]	-	-	<0.01	<0.01	-	-	-	-	-	-	-	-	-	-
	Bidrin	µg/L					-	-	<0.01	<0.01	-	-	-	-	-	-	-	-	-	-
	Bromacil	µg/L					-	-	<0.01	<0.01	-	-	-	-	-	-	-	-	-	-
	Bromazil	µg/L					-	-	<0.03	<0.03	-	-	-	-	-	-	-	-	-	-
	Bromophos-ethyl	µg/L					-	-	<0.03	<0.03	-	-	-	-	-	-	-	-	-	-
	Bromoxynil	µg/L			100[#4]	100[#4]	-	-	<0.01	<0.01	-	-	-	-	-	-	-	-	-	-
	Carbaryl	µg/L					-	-	<0.01	<0.01	-	-	-	-	-	-	-	-	-	-
	Carbendazim	µg/L				0.15[#4]	-	-	<0.01	<0.01	-	-	-	-	-	-	-	-	-	-
	Carbetamide	µg/L					-	-	<0.01	<0.01	-	-	-	-	-	-	-	-	-	-
	Carbofuran	µg/L					-	-	<0.01	<0.01	-	-	-	-	-	-	-	-	-	-
	Carbophenothion	µg/L	0.01				-	-	-	<0.01	-	-	-	-	-	-	-	-	-	-
	Carboxin	µg/L					-	-	<0.02	<0.02	-	-	-	-	-	-	-	-	-	-
	Chlorbromuron	µg/L					-	-	<0.01	<0.01	-	-	-	-	-	-	-	-	-	-
	Chlordane (cis)	µg/L	0.01				-	-	<0.01	<0.01	-	-	-	-	-	-	-	-	-	-
	Azinphos Ethyl	µg/L	0.02				-	-	<0.04	<0.02	-	-	-	-	-	-	-	-	-	-
	Chlordane (trans)	µg/L	0.01				-	-	<0.01	<0.01	-	-	-	-	-	-	-	-	-	-
	Chlorfenvinphos	µg/L	0.01		0.1[#2]	0.1[#2]	-	-	<0.01	<0.01	-	-	-	-	-	-	-	-	-	-
	Chloridazon	µg/L					-	-	<0.01	<0.01	-	-	-	-	-	-	-	-	-	-
	Chlorotoluron	µg/L			2[#4]	2[#4]	-	-	<0.01	<0.01	-	-	-	-	-	-	-	-	-	-
	Chlorpyrifos	µg/L	0.01		0.03[#2]		-	-	<0.005	<0.005	-	-	-	-	-	-	-	-	-	-
	Chlorpyrifos-methyl	µg/L	0.01				-	-	<0.01	<0.01	-	-	-	-	-	-	-	-	-	-
	Chlorsulfuron	µg/L					-	-	-	<0.01	-	-	-	-	-	-	-	-	-	-
	Clopyralid	µg/L					-	-	<0.03	<0.03	-	-	-	-	-	-	-	-	-	-

						Location	BH01025	BH01025	BH01025	BH01025	BH01025	BH01025	BH01025	BH01025	BH01025	BH01033	BH01033	BH01033	BH01033	BH01033
						Sampled_Date_Time	08/10/2019	22/10/2019	24/01/2020	12/03/2020	06/04/2020	23/04/2020	22/05/2020	16/06/2020	02/10/2020	08/10/2019	24/01/2020	03/03/2020	03/04/2020	03/04/2020
						Sample_Depth_Avg	54.06	53.93	53.27	63	55	63	63	60	52.87	44.22	43.09	69	53	53
						Project_ID	LTC - Phase 2	LTC - Phase 2	LTC - Phase 2	LTC - Phase 2	LTC - Phase 2 LTM	LTC - Phase 2 LTM	LTC - Phase 2 LTM	LTC - Phase 2	LTC - Phase 2 LTM	LTC - Phase 2	LTC - Phase 2	LTC - Phase 2 LTM	LTC - Phase 2 LTM	LTC - Phase 2 LTM
				UK Drinking Water Standards	UK Estuaries and coastal waters EQS	UK Freshwater EQS														
Chem_Group	**Analyte**	**Units**	**MDL**																	
	Coumaphos	µg/L	0.01		0.03[#4]	0.03[#4]	-	-	<0.01	<0.01	-	-	-	-	-	-	-	-	-	-
	Cyanazine	µg/L	0.01				-	-	<0.01	<0.01	-	-	-	-	-	-	-	-	-	-
	Cyproconazole	µg/L					-	-	<0.01	<0.01	-	-	-	-	-	-	-	-	-	-
	Cyromazine	µg/L					-	-	<0.05	<0.05	-	-	-	-	-	-	-	-	-	-
	d-BHC	µg/L	0.01				-	-	<0.01	<0.01	-	-	-	-	-	-	-	-	-	-
	DDD	µg/L	0.01		0.00625[#42]	0.00625[#42]	-	-	<0.01	<0.01	-	-	-	-	-	-	-	-	-	-
	DDT	µg/L	0.01		0.01[#45]	0.01[#45]	-	-	<0.01	<0.01	-	-	-	-	-	-	-	-	-	-
	Deisopropylatrazine	µg/L					-	-	<0.01	<0.01	-	-	-	-	-	-	-	-	-	-
	Chlorothalonil	µg/L	0.01			0.035[#2]	-	-	<0.01	<0.01	-	-	-	-	-	-	-	-	-	-
	Deethylatrazine	µg/L					-	-	<0.01	<0.01	-	-	-	-	-	-	-	-	-	-
	Demeton-S-methyl	µg/L	0.01				-	-	-	<0.01	-	-	-	-	-	-	-	-	-	-
	Diazinon	µg/L	0.01		0.01[#2]	0.01[#2]	-	-	<0.01	<0.01	-	-	-	-	-	-	-	-	-	-
	Dicamba	µg/L					-	-	<0.03	<0.03	-	-	-	-	-	-	-	-	-	-
	Dichlobenil	µg/L	0.01				-	-	-	<0.01	-	-	-	-	-	-	-	-	-	-
	Dichlorvos	µg/L	0.01		0.04[#4]	0.001[#4]	-	-	<0.01	<0.01	-	-	-	-	-	-	-	-	-	-
	Diclofop	µg/L					-	-	<0.02	<0.02	-	-	-	-	-	-	-	-	-	-
	Dieldrin	µg/L	0.01	0.03[#1]	0.00125[#43]	0.0025[#44]	-	-	<0.01	<0.01	-	-	-	-	-	-	-	-	-	-
	Difenoconazole	µg/L					-	-	<0.02	<0.02	-	-	-	-	-	-	-	-	-	-
	Difenoxuron	µg/L					-	-	<0.02	<0.02	-	-	-	-	-	-	-	-	-	-
	Diflubenzuron	µg/L			0.005[#4]	0.001[#4]	-	-	<0.02	<0.02	-	-	-	-	-	-	-	-	-	-
	Diflufenican	µg/L					-	-	0.135	0.016	-	-	-	-	-	-	-	-	-	-
	Dimethoate	µg/L	0.01		0.48[#2]	0.48[#2]	-	-	<0.01	<0.01	-	-	-	-	-	-	-	-	-	-
	Dinoseb	µg/L					-	-	<0.02	<0.02	-	-	-	-	-	-	-	-	-	-
	Disulfoton	µg/L	0.01				-	-	-	<0.01	-	-	-	-	-	-	-	-	-	-
	Diuron	µg/L			0.2[#2]	0.2[#2]	-	-	<0.01	<0.01	-	-	-	-	-	-	-	-	-	-
	Endosulfan I	µg/L	0.01				-	-	<0.01	<0.01	-	-	-	-	-	-	-	-	-	-
	Endosulfan II	µg/L	0.02				-	-	<0.02	<0.02	-	-	-	-	-	-	-	-	-	-

						Location	BH01025	BH01025	BH01025	BH01025	BH01025	BH01025	BH01025	BH01025	BH01025	BH01033	BH01033	BH01033	BH01033	BH01033
						Sampled_Date_Time	08/10/2019	22/10/2019	24/01/2020	12/03/2020	06/04/2020	23/04/2020	22/05/2020	16/06/2020	02/10/2020	08/10/2019	24/01/2020	03/03/2020	03/04/2020	03/04/2020
						Sample_Depth_Avg	54.06	53.93	53.27	63	55	63	63	60	52.87	44.22	43.09	69	53	53
						Project_ID	LTC - Phase 2	LTC - Phase 2	LTC - Phase 2	LTC - Phase 2	LTC - Phase 2 LTM	LTC - Phase 2 LTM	LTC - Phase 2 LTM	LTC - Phase 2	LTC - Phase 2 LTM	LTC - Phase 2	LTC - Phase 2	LTC - Phase 2 LTM	LTC - Phase 2 LTM	LTC - Phase 2 LTM
				UK Drinking Water Standards	UK Estuaries and coastal waters EQS	UK Freshwater EQS														
Chem_Group	**Analyte**	**Units**	**MDL**																	
	Endosulfan sulphate	µg/L	0.02				-	-	-	<0.02	-	-	-	-	-	-	-	-	-	-
	Endrin	µg/L	0.01		0.00125[#43]	0.0025[#44]	-	-	<0.01	<0.01	-	-	-	-	-	-	-	-	-	-
	s-Ethyl dipropylthiocarbamate	µg/L					-	-	<0.02	<0.02	-	-	-	-	-	-	-	-	-	-
	Ethiofencarb	µg/L					-	-	<0.02	<0.02	-	-	-	-	-	-	-	-	-	-
	Ethion	µg/L	0.01				-	-	<0.02	<0.01	-	-	-	-	-	-	-	-	-	-
	Ethoprop	µg/L					-	-	<0.02	<0.02	-	-	-	-	-	-	-	-	-	-
	Ethofumesate	µg/L					-	-	0.038	<0.01	-	-	-	-	-	-	-	-	-	-
	Etridiazole	µg/L	0.01				-	-	<0.01	<0.01	-	-	-	-	-	-	-	-	-	-
	Fenamiphos	µg/L					-	-	<0.02	<0.02	-	-	-	-	-	-	-	-	-	-
	Fenarimol	µg/L					-	-	<0.03	<0.03	-	-	-	-	-	-	-	-	-	-
	Fenitrothion	µg/L	0.01		0.01[#4]	0.01[#4]	-	-	<0.01	<0.01	-	-	-	-	-	-	-	-	-	-
	Fensulfothion	µg/L					-	-	<0.02	<0.02	-	-	-	-	-	-	-	-	-	-
	Fenhexamid	µg/L					-	-	<0.03	<0.03	-	-	-	-	-	-	-	-	-	-
	Fenoxycarb	µg/L					-	-	<0.02	<0.02	-	-	-	-	-	-	-	-	-	-
	Fenthion	µg/L	0.01				-	-	<0.01	<0.01	-	-	-	-	-	-	-	-	-	-
	Fenpropimorf	µg/L					-	-	<0.01	<0.01	-	-	-	-	-	-	-	-	-	-
	Fluroxypyr	µg/L					-	-	0.037	<0.02	-	-	-	-	-	-	-	-	-	-
	Flutolanil	µg/L					-	-	<0.02	<0.02	-	-	-	-	-	-	-	-	-	-
	Fonofos	µg/L					-	-	<0.05	<0.05	-	-	-	-	-	-	-	-	-	-
	EPTC	µg/L					-	-	-							-	-			
	g-BHC (Lindane)	µg/L	0.01				-	-	<0.01	<0.01	-	-	-	-	-	-	-	-	-	-
	Haloxyfop-methyl	µg/L					-	-	<0.03	<0.03	-	-	-	-	-	-	-	-	-	-
	Thifensulfuron	µg/L					-	-	<0.01	<0.01	-	-	-	-	-	-	-	-	-	-
	Heptachlor	µg/L	0.01	0.03[#1]			-	-	<0.01	<0.01	-	-	-	-	-	-	-	-	-	-
	Hexaconazole	µg/L					-	-	<0.02	<0.02	-	-	-	-	-	-	-	-	-	-
	Hexazinone	µg/L					-	-	<0.01	<0.01	-	-	-	-	-	-	-	-	-	-
	Hydroxyatrazine	µg/L					-	-	<0.01	<0.01	-	-	-	-	-	-	-	-	-	-

						Location	BH01025	BH01025	BH01025	BH01025	BH01025	BH01025	BH01025	BH01025	BH01025	BH01033	BH01033	BH01033	BH01033	BH01033
						Sampled_Date_Time	08/10/2019	22/10/2019	24/01/2020	12/03/2020	06/04/2020	23/04/2020	22/05/2020	16/06/2020	02/10/2020	08/10/2019	24/01/2020	03/03/2020	03/04/2020	03/04/2020
						Sample_Depth_Avg	54.06	53.93	53.27	63	55	63	63	60	52.87	44.22	43.09	69	53	53
						Project_ID	LTC - Phase 2	LTC - Phase 2	LTC - Phase 2	LTC - Phase 2	LTC - Phase 2 LTM	LTC - Phase 2 LTM	LTC - Phase 2 LTM	LTC - Phase 2	LTC - Phase 2 LTM	LTC - Phase 2	LTC - Phase 2	LTC - Phase 2 LTM	LTC - Phase 2 LTM	LTC - Phase 2 LTM
				UK Drinking Water Standards	UK Estuaries and coastal waters EQS	UK Freshwater EQS														
Chem_Group	**Analyte**	**Units**	**MDL**																	
	Iprodione	µg/L					-	-	<0.03	<0.03	-	-	-	-	-	-	-	-	-	-
	Isodrin	µg/L	0.01		0.00125[#43]	0.0025[#44]	-	-	<0.01	<0.01	-	-	-	-	-	-	-	-	-	-
	Isoproturon	µg/L			0.3[#2]	0.3[#2]	-	-	<0.01	<0.01	-	-	-	-	-	-	-	-	-	-
	Linuron	µg/L			0.5[#2]	0.5[#2]	-	-	<0.02	<0.02	-	-	-	-	-	-	-	-	-	-
	Malathion	µg/L	0.01		0.02[#4]	0.01[#4]	-	-	<0.01	<0.01	-	-	-	-	-	-	-	-	-	-
	2-Methyl-4-chlorophenoxyacetic acid	µg/L					-	-	<0.01	<0.01	-	-	-	-	-	-	-	-	-	-
	2-Methyl-4-Chlorophenoxy Butanoic Acid	µg/L					-	-	<0.02	<0.02	-	-	-	-	-	-	-	-	-	-
	Mecoprop	µg/L			18[#2]	18[#2]	-	-	<0.01	<0.01	-	-	-	-	-	-	-	-	-	-
	Mefenpyr-diethyl	µg/L					-	-	<0.02	<0.02	-	-	-	-	-	-	-	-	-	-
	Metachlor	µg/L	0.01		0.3[#2]	0.3[#2]	-	-	<0.01	<0.01	-	-	-	-	-	-	-	-	-	-
	Metalaxyl	µg/L					-	-	<0.01	<0.01	-	-	-	-	-	-	-	-	-	-
	Methamidophos	µg/L					-	-	<0.01	<0.01	-	-	-	-	-	-	-	-	-	-
	Methidathion	µg/L					-	-	<0.01	<0.01	-	-	-	-	-	-	-	-	-	-
	Methiocarb	µg/L				0.01[#4]	-	-	<0.01	<0.01	-	-	-	-	-	-	-	-	-	-
	Methomyl	µg/L					-	-	<0.01	<0.01	-	-	-	-	-	-	-	-	-	-
	Methoxychlor	µg/L	0.01				-	-	<0.01	<0.01	-	-	-	-	-	-	-	-	-	-
	Methoxyfenozide	µg/L					-	-	<0.03	<0.03	-	-	-	-	-	-	-	-	-	-
	Methyl parathion	µg/L	0.01				-	-	<0.01	<0.01	-	-	-	-	-	-	-	-	-	-
	Metolachlor	µg/L					-	-	0.097	0.018	-	-	-	-	-	-	-	-	-	-
	Metoxuron	µg/L					-	-	<0.01	<0.01	-	-	-	-	-	-	-	-	-	-
	Metsulfuron Methyl	µg/L					-	-	<0.01	<0.01	-	-	-	-	-	-	-	-	-	-
	Mevinphos (Phosdrin)	µg/L	0.01			0.02(MAC)[#46]	-	-	<0.01	<0.01	-	-	-	-	-	-	-	-	-	-
	Molinate	µg/L					-	-	<0.01	<0.01	-	-	-	-	-	-	-	-	-	-
	Monlinuran	µg/L					-	-	<0.02	<0.02	-	-	-	-	-	-	-	-	-	-
	Monocrotophos	µg/L					-	-	<0.01	<0.01	-	-	-	-	-	-	-	-	-	-
	Napropamide	µg/L					-	-	0.09	0.017	-	-	-	-	-	-	-	-	-	-
	Flusilazole (NuStar)	µg/L					-	-	<0.01	<0.01	-	-	-	-	-	-	-	-	-	-

						Location	BH01025	BH01025	BH01025	BH01025	BH01025	BH01025	BH01025	BH01025	BH01025	BH01033	BH01033	BH01033	BH01033	BH01033
						Sampled_Date_Time	08/10/2019	22/10/2019	24/01/2020	12/03/2020	06/04/2020	23/04/2020	22/05/2020	16/06/2020	02/10/2020	08/10/2019	24/01/2020	03/03/2020	03/04/2020	03/04/2020
						Sample_Depth_Avg	54.06	53.93	53.27	63	55	63	63	60	52.87	44.22	43.09	69	53	53
						Project_ID	LTC - Phase 2	LTC - Phase 2	LTC - Phase 2	LTC - Phase 2	LTC - Phase 2 LTM	LTC - Phase 2 LTM	LTC - Phase 2 LTM	LTC - Phase 2	LTC - Phase 2 LTM	LTC - Phase 2	LTC - Phase 2	LTC - Phase 2 LTM	LTC - Phase 2 LTM	LTC - Phase 2 LTM
				UK Drinking Water Standards	UK Estuaries and coastal waters EQS	UK Freshwater EQS														
Chem_Group	**Analyte**	**Units**	**MDL**																	
	o,p-DDD	µg/L	0.01				-	-	<0.01	<0.01	-	-	-	-	-	-	-	-	-	-
	o,p'-DDE	µg/L	0.01				-	-	<0.01	<0.01	-	-	-	-	-	-	-	-	-	-
	o,p-Methoxychlor	µg/L	0.01				-	-	-	<0.01	-	-	-	-	-	-	-	-	-	-
	Omethoate	µg/L	0.01			0.01[#4]	-	-	<0.01	<0.02	-	-	-	-	-	-	-	-	-	-
	Oxamyl	µg/L					-	-	<0.01	<0.01	-	-	-	-	-	-	-	-	-	-
	Paclobutrazol	µg/L					-	-	<0.02	<0.02	-	-	-	-	-	-	-	-	-	-
	Methyl Paraoxon	µg/L					-	-	<0.02	<0.02	-	-	-	-	-	-	-	-	-	-
	Parathion	µg/L	0.01				-	-	<0.01	<0.01	-	-	-	-	-	-	-	-	-	-
	Pendimethalin	µg/L	0.01			0.3[#2]	-	-	<0.01	<0.01	-	-	-	-	-	-	-	-	-	-
	Imidacloprid	µg/L					-	-	<0.01	<0.01	-	-	-	-	-	-	-	-	-	-
	Permethrin	µg/L	0.01		0.0002[#4]	0.001[#4]	-	-	-	<0.01	-	-	-	-	-	-	-	-	-	-
	Permethrin II	µg/L	0.01				-	-	-	<0.01	-	-	-	-	-	-	-	-	-	-
	Phorate	µg/L	0.01				-	-	<0.01	<0.01	-	-	-	-	-	-	-	-	-	-
	Phosmet	µg/L					-	-	<0.05	<0.05	-	-	-	-	-	-	-	-	-	-
	Lenacil	µg/L					-	-	<0.03	<0.03	-	-	-	-	-	-	-	-	-	-
	Picloram	µg/L					-	-	<0.05	<0.02	-	-	-	-	-	-	-	-	-	-
	Picoxystrobin	µg/L					-	-	<0.01	<0.01	-	-	-	-	-	-	-	-	-	-
	Pirimicarb	µg/L			1[#4]	1[#4]	-	-	<0.01	<0.01	-	-	-	-	-	-	-	-	-	-
	Pirimiphos-methyl	µg/L	0.01		0.015[#4]	0.015[#4]	-	-	<0.01	<0.01	-	-	-	-	-	-	-	-	-	-
	Pirimphos-ethyl	µg/L					-	-	<0.02	<0.02	-	-	-	-	-	-	-	-	-	-
	Prochloraz	µg/L			4[#4]	4[#4]	-	-	<0.02	<0.02	-	-	-	-	-	-	-	-	-	-
	Profenofos	µg/L					-	-	<0.01	<0.01	-	-	-	-	-	-	-	-	-	-
	Promecarb	µg/L					-	-	<0.01	<0.01	-	-	-	-	-	-	-	-	-	-
	Prometon	µg/L					-	-	<0.02	<0.02	-	-	-	-	-	-	-	-	-	-
	Prometryn	µg/L	0.01				-	-	<0.01 - 0.0864	<0.01	-	-	-	-	-	-	-	-	-	-
	Pronamide	µg/L	0.01		100[#4]	100[#4]	-	-	0.0209 - 0.027	<0.01	-	-	-	-	-	-	-	-	-	-
	Propanil	µg/L					-	-	<0.03	<0.03	-	-	-	-	-	-	-	-	-	-

						Location	BH01025	BH01025	BH01025	BH01025	BH01025	BH01025	BH01025	BH01025	BH01025	BH01033	BH01033	BH01033	BH01033	BH01033
						Sampled_Date_Time	08/10/2019	22/10/2019	24/01/2020	12/03/2020	06/04/2020	23/04/2020	22/05/2020	16/06/2020	02/10/2020	08/10/2019	24/01/2020	03/03/2020	03/04/2020	03/04/2020
						Sample_Depth_Avg	54.06	53.93	53.27	63	55	63	63	60	52.87	44.22	43.09	69	53	53
						Project_ID	LTC - Phase 2	LTC - Phase 2	LTC - Phase 2	LTC - Phase 2	LTC - Phase 2 LTM	LTC - Phase 2 LTM	LTC - Phase 2 LTM	LTC - Phase 2	LTC - Phase 2 LTM	LTC - Phase 2	LTC - Phase 2	LTC - Phase 2 LTM	LTC - Phase 2 LTM	LTC - Phase 2 LTM
				UK Drinking Water Standards	UK Estuaries and coastal waters EQS	UK Freshwater EQS														
Chem_Group	**Analyte**	**Units**	**MDL**																	
	Propazine	µg/L	0.01				-	-	<0.01	<0.01	-	-	-	-	-	-	-	-	-	-
	Propham	µg/L					-	-	<0.05	<0.05	-	-	-	-	-	-	-	-	-	-
	Propiconazole	µg/L					-	-	0.185	0.047	-	-	-	-	-	-	-	-	-	-
	Propoxycarbazone-sodium	µg/L					-	-	<0.05	<0.01	-	-	-	-	-	-	-	-	-	-
	Pursuit	µg/L					-	-	<0.01	<0.01	-	-	-	-	-	-	-	-	-	-
	Pyriproxyfen	µg/L					-	-	<0.03	<0.03	-	-	-	-	-	-	-	-	-	-
	Quinclorac	µg/L					-	-	<0.02	<0.02	-	-	-	-	-	-	-	-	-	-
	Quinoxyfen	µg/L					-	-	<0.04	<0.04	-	-	-	-	-	-	-	-	-	-
	Savey	µg/L					-	-	<0.02	<0.02	-	-	-	-	-	-	-	-	-	-
	Sethoxydim	µg/L					-	-	<0.02	<0.02	-	-	-	-	-	-	-	-	-	-
	Simazine	µg/L	0.01		1[#2]	1[#2]	-	-	<0.01	<0.01	-	-	-	-	-	-	-	-	-	-
	Tebuthiuron	µg/L					-	-	<0.02	<0.02	-	-	-	-	-	-	-	-	-	-
	Terbutryn	µg/L	0.01				-	-	0.086 - 0.134	<0.01	-	-	-	-	-	-	-	-	-	-
	Terbuthylazine	µg/L					-	-	-	<0.01	-	-	-	-	-	-	-	-	-	-
	Terbutylazine	µg/L					-	-	0.016							-	-			
	Phosalone	µg/L	0.01				-	-	<0.01	<0.01	-	-	-	-	-	-	-	-	-	-
	Phosphamidon	µg/L	0.01				-	-	<0.01	<0.01	-	-	-	-	-	-	-	-	-	-
	Thiobencarb	µg/L					-	-	<0.01	<0.01	-	-	-	-	-	-	-	-	-	-
	Thiophanate-methyl	µg/L					-	-	<0.03	<0.03	-	-	-	-	-	-	-	-	-	-
	Triadimefon	µg/L	0.01				-	-	<0.01	<0.01	-	-	-	-	-	-	-	-	-	-
	Triadimenol	µg/L					-	-	<0.01	<0.01	-	-	-	-	-	-	-	-	-	-
	Triallate	µg/L	0.01		0.25[#4]	0.25[#4]	-	-	<0.05	<0.01	-	-	-	-	-	-	-	-	-	-
	Triasulfuron	µg/L					-	-	<0.02	<0.02	-	-	-	-	-	-	-	-	-	-
	Tributyl phosphate	µg/L	0.01		50[#4]	50[#4]	-	-	-	-	-	-	-	-	-	-	-	-	-	-
	Triclopyr	µg/L					-	-	<0.03	<0.03	-	-	-	-	-	-	-	-	-	-
	Triclosan	µg/L					-	-	<0.05	<0.1	-	-	-	-	-	-	-	-	-	-
	Trifluralin	µg/L	0.01		0.03[#2]	0.03[#2]	-	-	<0.01	<0.01	-	-	-	-	-	-	-	-	-	-

						Location	BH01025	BH01025	BH01025	BH01025	BH01025	BH01025	BH01025	BH01025	BH01025	BH01033	BH01033	BH01033	BH01033	BH01033
						Sampled_Date_Time	08/10/2019	22/10/2019	24/01/2020	12/03/2020	06/04/2020	23/04/2020	22/05/2020	16/06/2020	02/10/2020	08/10/2019	24/01/2020	03/03/2020	03/04/2020	03/04/2020
						Sample_Depth_Avg	54.06	53.93	53.27	63	55	63	63	60	52.87	44.22	43.09	69	53	53
						Project_ID	LTC - Phase 2	LTC - Phase 2	LTC - Phase 2	LTC - Phase 2	LTC - Phase 2 LTM	LTC - Phase 2 LTM	LTC - Phase 2 LTM	LTC - Phase 2	LTC - Phase 2 LTM	LTC - Phase 2	LTC - Phase 2	LTC - Phase 2 LTM	LTC - Phase 2 LTM	LTC - Phase 2 LTM
				UK Drinking Water Standards	UK Estuaries and coastal waters EQS	UK Freshwater EQS														
Chem_Group	**Analyte**	**Units**	**MDL**																	
	Tebuconazole	µg/L					-	-	0.045	<0.01	-	-	-	-	-	-	-	-	-	-
	Telodrin	µg/L	0.01				-	-	<0.01	<0.01	-	-	-	-	-	-	-	-	-	-
	Triazophos	µg/L	0.01		0.005[#4]	0.005[#4]	-	-	<0.02	<0.01	-	-	-	-	-	-	-	-	-	-
	Tricyclazole	µg/L					-	-	<0.01	<0.01	-	-	-	-	-	-	-	-	-	-
Surrogate	Surrogate Value	%					-	-	97.9	57.3	-	-	-	-	-	-	-	-	-	-
SVOC TIC	SVOC TICS - Detect	Detect					-	-	0	-	-	-	-	-	-	-	-	-	-	-
	SVOC Tentatively Identified Compounds	µg/L	10				-	-	<10	-	-	-	-	-	-	-	-	-	-	-
VOC TIC	VOC TICs - Detect	Detect					-	-	-	-	-	-	-	-	-	-	-	-	-	-
	VOC Tentatively Identified Compounds	µg/l	10				-	-	-	-	-	-	-	-	-	-	-	-	-	-
Other	Biochemical Oxygen Demand (5-day test)	µg/L	1000				-	-	-	-	-	-	-	-	2900	-	-	-	-	-
	Redox	mV					-	-	138	157	-	-	-	-	-	-	-	-	-	-
	Salinity (no units)	PSS-78					-	-	-							<2	-			
	Conductivity @ 20oC	µS/cm	5				-	526	576	589	640	653	608	448	593	691	529	526	508	521
	Total Dissolved Solids (Filtered)	mg/L	10				-	-	-	-	376	450	491	468	435	830	-	339	356	422
	Biological Oxygen Demand	mg/L	1				5.08	13.6	<1	<1	<1	<1	<1	<1	-	2.26	<1	<1	4.35	3.27
	Chemical Oxygen Demand	mg/L	7				-	180	16.3	148	8.88	539	30.5	562	165	312	36.5	55.4	1300	1220
	Dissolved Organic Carbon (Filtered)	µg/L	3000				-	8920	<3000	<3000	<3000	<3000	<3000	<3000	3090	9600	3780	4410	6130	8450
	pH (Lab)	pH_Units	1	6.5-9.5[#1]	6-8.5(MAC)[#46]	6-9(MAC)[#46]	-	9.53	10.9	7.58	7.41	7.41	7.4	7.45	7.53	8.2	8.4	8.23	7.61	7.51
	Total Organic Carbon	mg/l	3				-	-	-							-	-			

Environmental Standards Comments

						Location	BH01025	BH01025	BH01025	BH01025	BH01025	BH01025	BH01025	BH01025	BH01025	BH01033	BH01033	BH01033	BH01033	BH01033
						Sampled_Date_Time	08/10/2019	22/10/2019	24/01/2020	12/03/2020	06/04/2020	23/04/2020	22/05/2020	16/06/2020	02/10/2020	08/10/2019	24/01/2020	03/03/2020	03/04/2020	03/04/2020
						Sample_Depth_Avg	54.06	53.93	53.27	63	55	63	63	60	52.87	44.22	43.09	69	53	53
						Project_ID	LTC - Phase 2	LTC - Phase 2	LTC - Phase 2	LTC - Phase 2	LTC - Phase 2 LTM	LTC - Phase 2 LTM	LTC - Phase 2 LTM	LTC - Phase 2	LTC - Phase 2 LTM	LTC - Phase 2	LTC - Phase 2	LTC - Phase 2 LTM	LTC - Phase 2 LTM	LTC - Phase 2 LTM
				UK Drinking Water Standards	UK Estuaries and coastal waters EQS	UK Freshwater EQS														
Chem_Group	**Analyte**	**Units**	**MDL**																	
#1:Water Supply (Water Quality) Regulations 2016.																				
#2:Water Framework Directive (Standards and Classification) Directions (England and Wales) 2015.																				

#3:Operational Targets and EQS. EA, April 2018
#4:Water Framework Directive (Standards & Classification) Directions (England & Wales) 2015. Dissolved fraction.
#5:Water Framework Directive (Standards & Classification) Directions (England & Wales) 2015. Dissolved fraction. Lowest criteria presented (<40mg/l of CaCO3). See 'further assessment' if criteria exceeded and hardness (CaCO3) data available.
#6:Water Framework Directive (Standards and Classification) Directions (England and Wales) 2015. Dissolved Fraction. If hexavalent chromium (CrVI) data is available, a value of 4.7µg/l may be appropriate for the remaining trivalent chromium (CrIII).
#7:Operational Targets and EQS. EA, April 2018. Dissolved fraction.
#8:Water Framework Directive (Standards and Classification) Directions (England and Wales) 2015. Dissolved Fraction. If DOC >1mg/l then a higher criteria applies [3.76+(2.677x((DOC/2)-0.5))]
#9:Water Framework Directive (Standards & Classification) Directions (England & Wales) 2015. Dissolved & bioavailable (bio) fraction plus background. M-BAT tool to assess: http://wfduk.org/resources/rivers-lakes-metal-bioavailability-assessment-tool-m-bat
#10:Water Framework Directive (Standards & Classification) Directions (England & Wales) 2015. Bioavailable (bio) fraction. M-BAT tool to assess: http://wfduk.org/resources/rivers-lakes-metal-bioavailability-assessment-tool-m-bat
#11:Water Framework Directive (Standards and Classification) Directions (England and Wales) 2015. Dissolved Fraction. MAC adopted in absence of AA value.
#12:Guidelines for Drinking-water Quality, 4th Edition. WHO, 2011. Informal value.
#13:Operational Targets and EQS. EA, April 2018.
#14:Operational Targets and EQS. EA, April 2018. Lowest criteria presented (<200mg/l CaCO3). See 'further assessment' values if criteria exceeded and hardness (CaCO3) data available.
#15:Guidelines for Drinking-water Quality, 4th Edition. WHO, 2011. Based on taste rather than a formal guideline.
#16:Operational Targets and EQS. EA, April 2018. Dissolved plus ambient background concentration. For saltwater, an Ambient Background Concentration of 1.1 µg/l has been used.
#17:Water Framework Directive (Standards and Classification) Directions (England and Wales) 2015. Indicator of 'good' status (90%ile) - Ammonia standard for lakes and rivers (total ammonia as nitrogen).
#18:Operational Targets and EQS. EA, April 2018. Dissolved fraction. Lowest criteria presented (<50 mg/l CaCO3). See 'further assessment' values if criteria exceeded and hardness (CaCO3) data available.
#19:Water Supply (Water Quality) Regulations 2016. As NO3.
#20:Water Supply (Water Quality) Regulations 2016. As NO2.

						Location	BH01025	BH01025	BH01025	BH01025	BH01025	BH01025	BH01025	BH01025	BH01025	BH01033	BH01033	BH01033	BH01033	BH01033
						Sampled_Date_Time	08/10/2019	22/10/2019	24/01/2020	12/03/2020	06/04/2020	23/04/2020	22/05/2020	16/06/2020	02/10/2020	08/10/2019	24/01/2020	03/03/2020	03/04/2020	03/04/2020
						Sample_Depth_Avg	54.06	53.93	53.27	63	55	63	63	60	52.87	44.22	43.09	69	53	53
						Project_ID	LTC - Phase 2	LTC - Phase 2	LTC - Phase 2	LTC - Phase 2	LTC - Phase 2 LTM	LTC - Phase 2 LTM	LTC - Phase 2 LTM	LTC - Phase 2	LTC - Phase 2 LTM	LTC - Phase 2	LTC - Phase 2	LTC - Phase 2 LTM	LTC - Phase 2 LTM	LTC - Phase 2 LTM
				UK Drinking Water Standards	UK Estuaries and coastal waters EQS	UK Freshwater EQS														
Chem_Group	**Analyte**	**Units**	**MDL**																	
#21:Water Supply	(Water Quality) Regulations 2016. As SO4.																			

#22:Water Supply (Water Quality) Regulations 2016. Value of 0.1µg/l for PAH split between four individual PAH. Requires summation of benzo(b)fluoranthene, benzo(k)fluoranthene, benzo(ghiperylene and indeno(123cd)pyrene to use 0.1µg/l value.
#23:Water Framework Directive (Standards and Classification) Directions (England and Wales) 2015. Benzo(a)pyrene can be considered as a marker for other PAH for comparison with the corresponding AA-EQS in water.
#24:No UK DWS for total petroleum hydrocarbons (TPH), or speciated TPH fractions. A value of 10 µg/l is adopted for sum TPH based on the rescinded Private Water Supply Regulations, 1991.
#25:No UK EQS for total petroleum hydrocarbons (TPH), or speciated TPH fractions. A value of 50 µg/l is adopted for sum TPH protection of surface water based on 50µg/l-1000µg/l (Surface Waters (Abstraction for Drinking Water) Regulations 1989).
#26:Guidelines for Drinking-water Quality, 4th Edition. WHO, 2011
#27:Proposed Environmental Quality Standard, in absence of legislative standard (Ayscough et al., 2002). https://assets.publishing.service.gov.uk/government/uploads/system/uploads/attachment_data/file/291223/sp2-115-tr4-e-e.pdf
#28:Guidelines for Drinking-water Quality, 4th Edition. WHO, 2011. Value of 500µg/l for sum xylenes split between isomers. Requires summation of m,p & o isomers to use 500µg/l value.
#29:Operational Targets and EQS. EA, April 2018. Value of 30µg/l for sum xylenes split between isomers. Requires summation of m,p & o isomers to use 30µg/l value.
#30:The taste and odour threshold of 15µg/l is commonly adopted as a guide.
#31:The taste and odour threshold of 15µg/l is commonly adopted as a guide. In situations where there is no risk to a drinking water supply or aquifer, a PNEC value of 2,600µg/l may be used.
#32:Water Framework Directive (Standards and Classification) Directions (England and Wales) 2015. Value of 140µg/l for tetrachloroethane split between 2 isomers. Requires summation of 2 isomers to use 140µg/l value.
#33:Guidelines for Drinking-water Quality, 4th Edition. WHO, 2011. In Scotland a value of 200µg/l is used (WAT-PS-10-01).
#34:US EPA Regional Screening Levels, May 2019. https://www.epa.gov/risk/regional-screening-levels-rsls-generic-tables
#35:Guidelines for Drinking-water Quality, 4th Edition. WHO, 2011. In Scotland a value of 7µg/l is used (WAT-PS-10-01).
#36:Water Supply (Water Quality) Regulations 2016. Value of 100µg/l for sum trihalomethanes split between individual compounds. Requires summation of chloroform, bromoform, chlorodibromomethane and bromodichloromethane to use 100µg/l value.
#37:Guidelines for Drinking-water Quality, 4th Edition. WHO, 2011. Value of 50µg/l for sum cis & trans-DCE split between isomers. Requires summation of cis & trans-DCE isomers to use 50µg/l value.
#38:Water Supply (Water Quality) Regulations 2016. Value of 10µg/l for sum of TCE & PCE split between individual compounds. Requires summation of TCE & PCE to use 10µg/l value.
#39:Water Framework Directive (Standards and Classification) Directions (England and Wales) 2015. Value of 0.4µg/l for sum isomers split between 3 isomers. Requires summation of isomers to use 0.4µg/l value.
#40:Water Framework Directive (Standards and Classification) Directions (England and Wales) 2015. Value of 20µg/l for sum isomers split between 3 isomers. Requires summation of isomers to use 20µg/l value.
#41:Position statement (WAT-PS-10-01), SEPA August 2014.
#42:Water Framework Directive (Standards and Classification) Directions (England and Wales) 2015. Value of 0.025µg/l for sum DDT isomers split between 4 isomers. Requires summation of 4 isomers to use 0.025µg/l value.
#43:Water Framework Directive (Standards and Classification) Directions (England and Wales) 2015. Value of 0.005µg/l for sum isomers split between 4 isomers. Requires summation of isomers to use 0.005µg/l value.
#44:Water Framework Directive (Standards and Classification) Directions (England and Wales) 2015. Value of 0.01µg/l for sum isomers split between 4 isomers. Requires summation of isomers to use 0.01µg/l value.
#45:Water Framework Directive (Standards and Classification) Directions (England and Wales) 2015. Relates to p,p-DDT (CAS 50-29-3)
#46:Operational Targets and EQS. EA, April 2018. Maximum Allowable Concentration (MAC) adopted in absence of Annual Average (AA) value.

Key

<0.6	Result MDL exceeds GAC
27.8	Result exceeds GAC
-	Determinand not tested for

Notes

Where a range is given a determinand has been analysed for by more than one method

						Location	BH01033	BH01033	BH01033	BH01033	BH02002	BH02002	BH02002	BH02002	BH02002	BH02002	BH02002	BH02002	BH02002	BH03001
						Sampled_Date_Time	01/05/2020	02/06/2020	16/06/2020	25/09/2020	27/11/2019	22/01/2020	13/03/2020	02/04/2020	30/04/2020	29/05/2020	17/06/2020	30/09/2020	20/01/2021	10/12/2019
						Sample_Depth_Avg	53	53	54	41.47	36.77	36.6	57	57	53	57	57	36.15	35.31	49.45
						Project_ID	LTC - Phase 2 LTM	LTC - Phase 2 LTM	LTC - Phase 2 LTM	LTC - Phase 2 LTM	LTC - Phase 2	LTC - Phase 2	LTC - Phase 2	LTC - Phase 2 LTM	LTC - Phase 2 LTM	LTC - Phase 2 LTM	LTC - Phase 2 LTM	LTC - Phase 2 LTM	LTC - Phase 2 LTM	LTC - Phase 2
				UK Drinking Water Standards	UK Estuaries and coastal waters EQS	UK Freshwater EQS														
Chem_Group	**Analyte**	**Units**	**MDL**																	
Metals	Antimony	µg/L	4	5[#1]			-	-	-	-	-	-	-	-	-	-	-	-	<4	-
	Antimony (Filtered)	µg/L	1	5[#1]							-	-								-
	Arsenic	µg/L	2	10[#1]	25[#2]	50[#2]	34.2	55.5	23.9	25.8	-	-	5.85	8.77	7.01	6.88	4.63	8.87	7.98	-
	Arsenic (Filtered)	µg/L	0.5	10[#1]	25[#2]	50[#2]	1.54	3.3	2.06	3.27	1.77	0.588	2.43	1.74	1.01	1.5	1.08	0.883	1.52	1.18
	Barium (Filtered)	µg/L	0.2	1300[#3]							-	-								-
	Beryllium (Filtered)	µg/L	0.1								-	-								-
	Boron	µg/L	20	1000[#1]	7000[#4]	2000[#4]	<200	942	<200	<200	-	-	20.8	<20	29.4	24.1	20.4	29.1	24.5	-
	Boron (Filtered)	µg/L	10	1000[#1]	7000[#4]	2000[#4]	118	197	28.9	33.7	22	14.2	-	14.5	19.8	15.2	16	<10	-	21.8
	Cadmium	µg/L	0.5	5[#1]	0.2[#5]	0.08[#6]	<5	6.69	<5	<5	-	-	<0.5	<0.5	0.574	0.669	<0.5	0.566	0.618	-
	Cadmium (Filtered)	µg/L	0.08	5[#1]	0.2[#5]	0.08[#6]	<0.08	<0.08	<0.08	0.197	<0.08	<0.08	<0.08	<0.08	<0.08	<0.08	<0.08	<0.08	<0.08	<0.08
	Chromium (hexavalent) (Filtered)	µg/L	3		0.6[#5]	3.4[#5]	<3	3.65	<3	<3	<3	7.94	<3	<3	<3	<3	<3	<3	<3	<3
	Chromium	µg/L	3	50[#1]	0.6[#5]	3.4[#7]	276	488	371	256	-	-	22.9	79	33.1	41.9	42.6	52.9	31.9	-
	Chromium (Filtered)	µg/L	1	50[#1]	0.6[#5]	3.4[#7]	<1	2.34	<1	5.38	1.6	<1	<1	<1	<1	<1	<1	<1	1.59	<1
	Chromium (Trivalent) (Filtered)	µg/L	3			4.7[#5]	<3	<3	<3	5.38	<3	<3	<3	<3	<3	<3	<3	<3	<3	<3
	Cobalt (Filtered)	µg/L	0.5		3[#8]	3[#8]	<0.5	<0.5	0.662	7.89	1.42	<0.5	<0.5	<0.5	<0.5	<0.5	<0.5	<0.5	<0.5	<0.5
	Copper	µg/L	1	2000[#1]	3.76[#9]	1(bio)[#10]	437	783	432	361	-	-	-	43.4	57.8	51.1	35.7	66.9	72.5	-
	Copper (Filtered)	µg/L	0.3	2000[#1]	3.76[#9]	1(bio)[#10]	34.6	2.9	3.91	26.3	5.67	5.22	-	1.05	0.864	0.738	0.795	0.988	2.39	0.765
	Iron (Filtered)	µg/L	19	200[#1]	1000[#2]	1000[#2]	24.6	<19	30	3010	115	<19	49.6	<19	<19	<19	<19	<19	237	27.7
	Lead	µg/L	1	10[#1]	1.3[#5]	1.2(bio)[#10]	-	-	-	-	-	-	-	-	-	-	-	-	-	-
	Lead (Filtered)	µg/L	0.2	10[#1]	1.3[#5]	1.2(bio)[#10]	0.375	<0.2	<0.2	10.7	1.51	<0.2	0.676	<0.2	<0.2	<0.2	<0.2	<0.2	1.29	<0.2
	Manganese	µg/L	1	50[#1]		123(bio)[#11]	19,300	25,700	14,900	9440	-	-	711	1000	1800	1780	759	1610	2690	-
	Manganese (Filtered)	µg/L	3	50[#1]		123(bio)[#11]	10.5	<3	6.5	786	57.1	5.57	34.3	11.9	11.8	12	9.82	10.3	37.2	<3
	Mercury	µg/L	0.02	1[#1]	0.07(MAC)[#12]	0.07(MAC)[#12]	<0.2	1.32	1.56	0.433	-	-	<0.02	0.161	0.216	0.183	0.159	0.282	0.0516	-
	Mercury (Filtered)	µg/L	0.01	1[#1]	0.07(MAC)[#12]	0.07(MAC)[#12]	<0.01	-	<0.01	0.0822	0.0119	<0.01	<0.01	<0.01	<0.01	<0.01	<0.01	<0.01	0.0117	<0.01
	Molybdenum	µg/L	9	70[#13]			-	-	-	-	-	-	-	-	-	-	-	-	<9	-
	Molybdenum (Filtered)	µg/L	3	70[#13]							-	-								-
	Nickel	µg/L	1	20[#1]	8.6[#5]	4(bio)[#10]	506	815	555	423	-	-	32.6	70.1	60.8	62	50.3	80.2	70.4	-
	Nickel (Filtered)	µg/L	0.4	20[#1]	8.6[#5]	4(bio)[#10]	2.77	4.65	3.28	18.5	8.77	7.96	1.61	1.53	1.77	1.65	1.96	1.3	2.13	1.22

						Location	BH01033	BH01033	BH01033	BH01033	BH02002	BH02002	BH02002	BH02002	BH02002	BH02002	BH02002	BH02002	BH02002	BH03001
						Sampled_Date_Time	01/05/2020	02/06/2020	16/06/2020	25/09/2020	27/11/2019	22/01/2020	13/03/2020	02/04/2020	30/04/2020	29/05/2020	17/06/2020	30/09/2020	20/01/2021	10/12/2019
						Sample_Depth_Avg	53	53	54	41.47	36.77	36.6	57	57	53	57	57	36.15	35.31	49.45
						Project_ID	LTC - Phase 2 LTM	LTC - Phase 2 LTM	LTC - Phase 2 LTM	LTC - Phase 2 LTM	LTC - Phase 2	LTC - Phase 2	LTC - Phase 2	LTC - Phase 2 LTM	LTC - Phase 2 LTM	LTC - Phase 2 LTM	LTC - Phase 2 LTM	LTC - Phase 2 LTM	LTC - Phase 2 LTM	LTC - Phase 2
				UK Drinking Water Standards	UK Estuaries and coastal waters EQS	UK Freshwater EQS														
Chem_Group	**Analyte**	**Units**	**MDL**																	
	Selenium	µg/L	1	10[#1]			13.1	25.2	<10	11	-	-	5.19	4.27	4.51	5	3.12	4.09	3.04	-
	Selenium (Filtered)	µg/L	1	10[#1]			-	-	-	-	9.07	4.12	-	-	-	-	-	-	-	10.4
	Strontium (Filtered)	µg/L	1				112	75.8	46.2	501	-	-	-	302	326	348	315	311	-	-
	Vanadium	µg/L	5		100[#14]	20[#15]	-	-	-	-	-	-	-	-	-	-	-	-	43.4	-
	Vanadium (Filtered)	µg/L	1		100[#14]	20[#15]														
	Zinc	µg/L	5	3000[#16]	7.9[#17]	10.9(bio)[#10]	799	1540	799	666	-	-	95.1	157	166	169	79.4	176	190	-
	Zinc (Filtered)	µg/L	1	3000[#16]	7.9[#17]	10.9(bio)[#10]	-	-	-	-	34	3.97	-	-	-	-	-	-	-	1.08
Inorganics	Total Hardness	mg/l	0.35				2710	17,500	3040	3440	747	319	1160	657	2370	3140	496	2420	2280	1830
	Alkalinity (Bicarbonate as CaCO3)	mg/L	2				-	-	-	5050	250	270	-	-	-	-	-	2880	2120	575
	Alkalinity (Bicarbonate) as HCO3	mg/L	2				3030	12,600	2320	-	305	329	1360	706	747	4290	463	-	-	702
	Alkalinity (total) as CaCO3	mg/L	2				2480	10,300	1910	4140			1110	579	612	3520	380	2360	1740	
	Ammoniacal Nitrogen as N (Filtered)	mg/L	0.01		0.021[#2]	0.6[#18]	0.135	0.217	0.199	0.358	0.06	0.0443	0.0898	0.068	0.0542	0.0438	0.0551	0.058	-	0.057
	Ammoniacal Nitrogen as NH3	mg/L	0.2				-	-	-	-	-	-	-	-	-	-	-	-	-	-
	Ammoniacal Nitrogen as NH3 (Filtered)	mg/L	0.01				-	-	-	-	-	-	-	-	-	-	-	-	0.0971	-
	Bromide (Filtered)	mg/L	0.06				<0.3	0.0765	0.099	0.074	-	-	-	0.0911	<0.3	0.085	0.073	0.0689	<0.6	-
	Calcium (Filtered)	mg/L	0.2				29	17.6	12	253	94	87.2	121	86.4	95.2	109	98.6	94	105	39.7
	Chloride (Filtered)	mg/L	0.08	250[#1]		250[#4]	23.1	25.3	31.2	17.5	32.8	27	27.3	28.1	26	27.9	27.3	27	26.3	21.2
	Cyanide (Free) (Filtered)	µg/L	2.5	50[#1]	1[#2]	1[#2]	<2.5	<2.5	<2.5	<2.5	<2.5	<2.5	<2.5	3.44	<2.5	<2.5	<2.5	<2.5	<2.5	<2.5
	Cyanide Total (Filtered)	µg/L	5	50[#1]	1[#2]	1[#2]	<5	<5	<5	<5	<5	<5	<5	<5	<5	<5	<5	<5	<5	<5
	cyanides-complex (Filtered)	µg/L	5	50[#1]	1[#2]	1[#2]	<5	<5	<5	<5	<5	<5	<5	<5	<5	<5	<5	<5	<5	<5
	Fluoride (Filtered)	µg/L	500	1500[#1]	5000[#8]	1000[#19]	818	836	558	<500	<500	<500	<500	<500	<500	<500	<500	<500	-	<500
	Iodide	mg/L					<0.1	<0.1	<0.1	<0.1	-	-	-	<0.1	<0.1	<0.1	<0.1	<0.1	-	-
	Magnesium (Filtered)	mg/L	0.036				3.72	3.11	1.99	6.17	4.43	3.77	3.73	3.64	4.11	4.61	4.16	3.8	4.96	3.14
	Nitrate (as N) (Filtered)	mg/L	0.0677				37.2	24	64.2	34.3	6.27	8.33	39.1	42	38.4	40.4	40.9	43.2	41.5	9.81
	Nitrate (as NO3-) (Filtered)	mg/L	0.3	50(NO3)[#20]			-	-	-	-	27.8	36.9	-	-	-	-	-	-	-	43.4
	Nitrite (as NO2-) (Filtered)	mg/L	0.04	0.5(NO2)[#21]							-	-								-
	Phosphorus	µg/L	20				1320	6890	1770	1560	-	-	-	354	881	1050	210	906	-	-

						Location	BH01033	BH01033	BH01033	BH01033	BH02002	BH02002	BH02002	BH02002	BH02002	BH02002	BH02002	BH02002	BH02002	BH03001
						Sampled_Date_Time	01/05/2020	02/06/2020	16/06/2020	25/09/2020	27/11/2019	22/01/2020	13/03/2020	02/04/2020	30/04/2020	29/05/2020	17/06/2020	30/09/2020	20/01/2021	10/12/2019
						Sample_Depth_Avg	53	53	54	41.47	36.77	36.6	57	57	53	57	57	36.15	35.31	49.45
						Project_ID	LTC - Phase 2 LTM	LTC - Phase 2 LTM	LTC - Phase 2 LTM	LTC - Phase 2 LTM	LTC - Phase 2	LTC - Phase 2	LTC - Phase 2	LTC - Phase 2 LTM	LTC - Phase 2 LTM	LTC - Phase 2 LTM	LTC - Phase 2 LTM	LTC - Phase 2 LTM	LTC - Phase 2 LTM	LTC - Phase 2
				UK Drinking Water Standards	UK Estuaries and coastal waters EQS	UK Freshwater EQS														
Chem_Group	**Analyte**	**Units**	**MDL**																	
	Phosphorus (Filtered)	µg/L	10				17.3	272	34.9	295	-	-	-	28.5	14.2	16.9	12.2	14.8	-	-
	Potassium (Filtered)	mg/L	0.2				4.06	4.79	3.82	3.52	5.11	4.9	3.53	4.16	3.74	4.65	3.72	3.29	4.15	4.56
	Sodium (Filtered)	mg/L	0.076	200[#1]			119	251	163	102	54.6	29	29.2	30.2	25.7	30.9	24.5	26.4	31.3	70.4
	Sulphate (Filtered)	mg/L	2	250(SO4)[#22]		400[#4]	25.3	52.3	42.4	23.8	56.2	23.3	24.3	25.5	24.1	23.8	24.4	22.7	23.7	43.8
	Orthophosphate as P (Filtered)	µg/L	20				-	-	-	-	<20	<20	<20	-	-	-	-	-	-	21.2
PAH	Naphthalene	µg/L	0.01		2[#2]	2[#2]	0.245	<0.2	<0.05	0.021	0.0152	<0.01	<0.01	<0.2	0.0516	<0.01	<0.01	<0.02	<0.02	<0.04
	Acenaphthene	µg/L	0.005			No UK EQS	<0.1	<0.1	<0.025	<0.01	<0.005	<0.005	<0.005	<0.1	<0.025	<0.005	<0.005	<0.01	<0.01	<0.02
	Acenaphthylene	µg/L	0.005			No UK EQS	<0.1	<0.1	<0.025	<0.01	0.00553	<0.005	<0.005	<0.1	<0.025	<0.005	<0.005	<0.01	<0.01	<0.02
	Fluoranthene	µg/L	0.005		0.0063[#2]	0.0063[#2]	<0.1	<0.1	0.0328	<0.01	0.057	<0.005	<0.005	<0.1	<0.025	0.0152	<0.005	<0.01	<0.01	0.073
	Anthracene	µg/L	0.005		0.1[#2]	0.1[#2]	<0.1	<0.1	<0.025	<0.01	<0.005	<0.005	<0.005	<0.1	<0.025	<0.005	<0.005	<0.01	<0.01	<0.02
	Phenanthrene	µg/L	0.005			No UK EQS	<0.1	<0.1	<0.025	<0.01	0.0198	<0.005	<0.005	<0.1	<0.025	<0.005	<0.005	<0.01	<0.01	<0.02
	Fluorene	µg/L	0.005			No UK EQS	<0.1	<0.1	<0.025	<0.01	<0.005	<0.005	<0.005	<0.1	<0.025	<0.005	<0.005	<0.01	<0.01	<0.02
	Chrysene	µg/L	0.005			No UK EQS	<0.1	<0.1	<0.025	<0.01	0.031	<0.005	<0.005	<0.1	<0.025	<0.005	<0.005	<0.01	<0.01	0.0511
	Pyrene	µg/L	0.005			No UK EQS	<0.1	<0.1	0.0969	<0.01	0.0539	<0.005	<0.005	<0.1	<0.025	0.0215	<0.005	<0.01	<0.01	0.102
	Benzo(a)anthracene	µg/L	0.005			No UK EQS	<0.1	<0.1	<0.025	<0.01	0.0281	<0.005	<0.005	<0.1	<0.025	<0.005	<0.005	<0.01	<0.01	<0.02
	Benzo(b)fluoranthene	µg/L	0.005	0.025[#23]	See BaP[#24]	See BaP[#24]	<0.1	<0.1	0.068	<0.01	0.0498	<0.005	<0.005	<0.1	0.0269	0.0198	<0.005	<0.01	<0.01	0.123
	Benzo(k)fluoranthene	µg/L	0.005	0.025[#23]	See BaP[#24]	See BaP[#24]	<0.1	<0.1	<0.025	<0.01	0.0169	<0.005	<0.005	<0.1	<0.025	<0.005	<0.005	<0.01	<0.01	0.0725
	Benzo(a)pyrene	µg/L	0.002	0.01[#1]	0.00017[#24]	0.00017[#24]	<0.04	<0.04	0.0129	<0.004	0.031	<0.002	<0.002	<0.04	<0.01	<0.002	<0.002	<0.004	<0.004	0.0731
	Dibenz(a,h)anthracene	µg/L	0.005			No UK EQS	<0.1	<0.1	<0.025	<0.01	0.00647	<0.005	<0.005	<0.1	<0.025	<0.005	<0.005	<0.01	<0.01	<0.02
	Benzo(g,h,i)perylene	µg/L	0.005	0.025[#23]	See BaP[#24]	See BaP[#24]	<0.1	<0.1	<0.025	<0.01	0.0351	<0.005	<0.005	<0.1	<0.025	<0.005	<0.005	<0.01	<0.01	<0.02
	Indeno(1,2,3-c,d)pyrene	µg/L	0.005	0.025[#23]	See BaP[#24]	See BaP[#24]	<0.1	<0.1	<0.025	<0.01	0.0239	<0.005	<0.005	<0.1	<0.025	<0.005	<0.005	<0.01	<0.01	0.0843
	PAH 16 Total	µg/L	0.082				<1.64	<1.64	<0.41	<0.164	0.374	<0.082	<0.082	<1.64	<0.41	<0.082	<0.082	<0.164	<0.164	0.578
TPH CWG	>C5-C6 Aliphatics	µg/L	10	See TPH	See TPH	See TPH	<10	<10	<10	<10	<10	<10	<10	<10	<10	<10	<10	<10	<10	<10
	>C6-C8 Aliphatics	µg/L	10	See TPH	See TPH	See TPH	<10	<10	<10	<10	<10	<10	<10	<10	<10	<10	<10	<10	<10	<10
	>C8-C10 Aliphatics	µg/L	10	See TPH	See TPH	See TPH	<10	<10	<10	<10	<10	<10	<10	<10	<10	<10	<10	<10	<10	<10
	>C10-C12 Aliphatics	µg/L	10	See TPH	See TPH	See TPH	<10	<10	<10	<10	<10	<10	<10	<10	<10	<10	<10	<10	<10	<10
	>C12-C16 Aliphatics	µg/L	10	See TPH	See TPH	See TPH	<200	<200	<50	<20	<10	<10	<10	<10	<50	<10	<10	<20	<20	<10

						Location	BH01033	BH01033	BH01033	BH01033	BH02002	BH02002	BH02002	BH02002	BH02002	BH02002	BH02002	BH02002	BH02002	BH03001
						Sampled_Date_Time	01/05/2020	02/06/2020	16/06/2020	25/09/2020	27/11/2019	22/01/2020	13/03/2020	02/04/2020	30/04/2020	29/05/2020	17/06/2020	30/09/2020	20/01/2021	10/12/2019
						Sample_Depth_Avg	53	53	54	41.47	36.77	36.6	57	57	53	57	57	36.15	35.31	49.45
						Project_ID	LTC - Phase 2 LTM	LTC - Phase 2 LTM	LTC - Phase 2 LTM	LTC - Phase 2 LTM	LTC - Phase 2	LTC - Phase 2	LTC - Phase 2	LTC - Phase 2 LTM	LTC - Phase 2 LTM	LTC - Phase 2 LTM	LTC - Phase 2 LTM	LTC - Phase 2 LTM	LTC - Phase 2 LTM	LTC - Phase 2
				UK Drinking Water Standards	UK Estuaries and coastal waters EQS	UK Freshwater EQS														
Chem_Group	**Analyte**	**Units**	**MDL**																	
	>C16-C21 Aliphatics	µg/L	10	See TPH	See TPH	See TPH	<200	<200	<50	<20	12	<10	<10	<10	<50	<10	<10	<20	<20	21
	>C21-C35 Aliphatics	µg/L	10	See TPH	See TPH	See TPH	<200	<200	<50	<20	114	<10	<10	<10	<50	33	<10	<20	<20	316
	>C16-C35 Aliphatics	µg/L	10				<200	<200	<50	<20	126	<10	<10	<10	<50	33	<10	<20	<20	337
	Total Aliphatics >C12-C35	µg/L	10				<200	<200	<50	<20	126	<10	<10	<10	<50	33	<10	<20	<20	337
	>EC5-EC7 Aromatics	µg/L	10				-	-	-	-			-	-	-	-	-	-	<10	
	>EC6-EC7 Aromatics	µg/L	10				<10	<10	<10	<10	<10	<10	<10	<10	<10	<10	<10	<10	-	<10
	>EC7-EC8 Aromatics	µg/L	10	See TPH	See TPH	See TPH	<10	<10	<10	<10	<10	<10	<10	<10	<10	<10	<10	<10	<10	<10
	>EC8-EC10 Aromatics	µg/L	10	See TPH	See TPH	See TPH	<10	<10	<10	<10	<10	<10	<10	<10	<10	<10	<10	<10	<10	<10
	>EC10-EC12 Aromatics	µg/L	10	See TPH	See TPH	See TPH	<10	<10	<10	<10	<10	<10	<10	<10	<10	<10	<10	<10	<10	<10
	>EC12-EC16 Aromatics	µg/L	10	See TPH	See TPH	See TPH	<200	<200	<50	<20	<10	<10	<10	<10	<50	<10	<10	<20	<20	<10
	>EC16-EC21 Aromatics	µg/L	10	See TPH	See TPH	See TPH	<200	<200	<50	<20	<10	<10	<10	<10	<50	<10	<10	<20	<20	<10
	>EC21-EC35 Aromatics	µg/L	10	See TPH	See TPH	See TPH	<200	<200	<50	<20	<10	<10	<10	<10	<50	<10	<10	<20	<20	46
	Total Aromatics >EC12-EC35	µg/L	10				<200	<200	<50	<20	<10	<10	<10	<10	<50	<10	<10	<20	<20	46
	TPH >C5-C35 Aliphatics/Aromatics	µg/L	10	|10[#25]	|50[#26]	|50[#26]	<200	<10	<10	<20	126	<10	<10	<10	<50	33	<10	<20	<10	383
TPH	GRO >C5-12	µg/L	50				<50	<50	<50	<50	<50	<50	<50	<50	<50	<50	<50	<50	<50	<50
BTEX and MTBE	Benzene	µg/L	1	1[#1]	8[#2]	10[#2]	<7	<7	<7	<7	<7	<1	<7	<7	<7	<7	<7	<7	<1	<7
	Toluene	µg/L	1	700[#3]	74[#2]	74[#2]	<4	<4	<4	<4	<4	<1	<4	<4	<4	<4	<4	<4	<1	<4
	Ethylbenzene	µg/L	1	300[#3]	20[#27]	20[#27]	<5	<5	<5	<5	<5	<1	<5	<5	<5	<5	<5	<5	<1	<5
	Xylene (m & p)	µg/L	1	250[#28]	15[#29]	15[#29]	<8	<8	<8	<8	<8	<1	<8	<8	<8	<8	<8	<8	<1	<8
	Xylene (o)	µg/L	1	250[#28]	15[#29]	15[#29]	<3	<3	<3	<3	<3	<1	<3	<3	<3	<3	<3	<3	<1	<3
	Xylene Total	µg/L	2	500[#3]	30[#4]	30[#4]	<11	<11	<11	<11	<11	<2	<11	<11	<11	<11	<11	<11	<11	<11
	MTBE	µg/L	1	15[#30]	15[#30]	15[#31]	<3	<3	<3	<3	<3	<1	<3	<3	<3	<3	<3	<3	<1	<3
	Total BTEX	µg/L	28				<28	<28	<28	<28	<28	<28	<28	<28	<28	<28	<28	<28	<28	<28
VOC	Styrene	µg/L	1		50[#4]	50[#4]	-	-	-	-	-	<1	-	-	-	-	-	-	<1	-
	cis-1,3-dichloropropene	µg/L	1				-	-	-	-	-	<1	-	-	-	-	-	-	<1	-
	trans-1,3-dichloropropene	µg/L	1				-	-	-	-	-	<1	-	-	-	-	-	-	<1	-
	1,1,1,2-tetrachloroethane	µg/L	1			70[#32]	-	-	-	-	-	<1	-	-	-	-	-	-	<1	-

						Location	BH01033	BH01033	BH01033	BH01033	BH02002	BH02002	BH02002	BH02002	BH02002	BH02002	BH02002	BH02002	BH02002	BH03001
						Sampled_Date_Time	01/05/2020	02/06/2020	16/06/2020	25/09/2020	27/11/2019	22/01/2020	13/03/2020	02/04/2020	30/04/2020	29/05/2020	17/06/2020	30/09/2020	20/01/2021	10/12/2019
						Sample_Depth_Avg	53	53	54	41.47	36.77	36.6	57	57	53	57	57	36.15	35.31	49.45
						Project_ID	LTC - Phase 2 LTM	LTC - Phase 2 LTM	LTC - Phase 2 LTM	LTC - Phase 2 LTM	LTC - Phase 2	LTC - Phase 2	LTC - Phase 2	LTC - Phase 2 LTM	LTC - Phase 2 LTM	LTC - Phase 2 LTM	LTC - Phase 2 LTM	LTC - Phase 2 LTM	LTC - Phase 2 LTM	LTC - Phase 2
				UK Drinking Water Standards	UK Estuaries and coastal waters EQS	UK Freshwater EQS														
Chem_Group	**Analyte**	**Units**	**MDL**																	
	1,1,1-trichloroethane	µg/L	1	2000[#33]	100[#4]	100[#4]	-	-	-	-	-	<1	-	-	-	-	-	-	<1	-
	1,1,2,2-tetrachloroethane	µg/L	1			70[#32]	-	-	-	-	-	<1	-	-	-	-	-	-	<1	-
	1,1,2-trichloroethane	µg/L	1		300[#4]	400[#4]	-	-	-	-	-	<1	-	-	-	-	-	-	<1	-
	1,1-dichloroethane	µg/L	1	2.8[#34]			-	-	-	-	-	<1	-	-	-	-	-	-	<1	-
	1,1-dichloroethene	µg/L	1	140[#35]			-	-	-	-	-	<1	-	-	-	-	-	-	<1	-
	1,1-dichloropropene	µg/L	1				-	-	-	-	-	<1	-	-	-	-	-	-	<1	-
	1,2,3-trichloropropane	µg/L	1				-	-	-	-	-	<1	-	-	-	-	-	-	<1	-
	1,2,4-trimethylbenzene	µg/L	1				-	-	-	-	-	<1	-	-	-	-	-	-	<1	-
	1,2-dibromo-3-chloropropane	µg/L	1				-	-	-	-	-	<1	-	-	-	-	-	-	<1	-
	1,2-dibromoethane	µg/L	1				-	-	-	-	-	<1	-	-	-	-	-	-	<1	-
	1,2-dichloroethane	µg/L	1	3[#1]	10[#2]	10[#2]	-	-	-	-	-	<1	-	-	-	-	-	-	<1	-
	1,2-dichloropropane	µg/L	1				-	-	-	-	-	<1	-	-	-	-	-	-	<1	-
	1,3,5-trimethylbenzene	µg/L	1				-	-	-	-	-	<1	-	-	-	-	-	-	<1	-
	1,3-dichloropropane	µg/L	1				-	-	-	-	-	<1	-	-	-	-	-	-	<1	-
	2,2-dichloropropane	µg/L	1				-	-	-	-	-	<1	-	-	-	-	-	-	<1	-
	2-chlorotoluene	µg/L	1				-	-	-	-	-	<1	-	-	-	-	-	-	<1	-
	4-chlorotoluene	µg/L	1				-	-	-	-	-	<1	-	-	-	-	-	-	<1	-
	Bromobenzene	µg/L	1				-	-	-	-	-	<1	-	-	-	-	-	-	<1	-
	Bromochloromethane	µg/L	1				-	-	-	-	-	<1	-	-	-	-	-	-	<1	-
	Bromodichloromethane	µg/L	1	25[#36]			-	-	-	-	-	<1	-	-	-	-	-	-	<1	-
	Bromoform	µg/L	1	25[#36]			-	-	-	-	-	<1	-	-	-	-	-	-	<1	-
	Bromomethane	µg/L	1				-	-	-	-	-	<1	-	-	-	-	-	-	<1	-
	Carbon disulfide	µg/L	1				-	-	-	-	-	<1	-	-	-	-	-	-	<1	-
	Carbon tetrachloride	µg/L	1	3[#1]	12[#2]	12[#2]	-	-	-	-	-	<1	-	-	-	-	-	-	<1	-
	Chlorodibromomethane	µg/L	1	25[#36]			-	-	-	-	-	<1	-	-	-	-	-	-	<1	-
	Chloroethane	µg/L	1				-	-	-	-	-	<1	-	-	-	-	-	-	<1	-
	Chloroform	µg/L	1	25[#36]	2.5[#2]	2.5[#2]	-	-	-	-	-	<1	-	-	-	-	-	-	<1	-

						Location	BH01033	BH01033	BH01033	BH01033	BH02002	BH02002	BH02002	BH02002	BH02002	BH02002	BH02002	BH02002	BH02002	BH03001
						Sampled_Date_Time	01/05/2020	02/06/2020	16/06/2020	25/09/2020	27/11/2019	22/01/2020	13/03/2020	02/04/2020	30/04/2020	29/05/2020	17/06/2020	30/09/2020	20/01/2021	10/12/2019
						Sample_Depth_Avg	53	53	54	41.47	36.77	36.6	57	57	53	57	57	36.15	35.31	49.45
						Project_ID	LTC - Phase 2 LTM	LTC - Phase 2 LTM	LTC - Phase 2 LTM	LTC - Phase 2 LTM	LTC - Phase 2	LTC - Phase 2	LTC - Phase 2	LTC - Phase 2 LTM	LTC - Phase 2 LTM	LTC - Phase 2 LTM	LTC - Phase 2 LTM	LTC - Phase 2 LTM	LTC - Phase 2 LTM	LTC - Phase 2
				UK Drinking Water Standards	UK Estuaries and coastal waters EQS	UK Freshwater EQS														
Chem_Group	**Analyte**	**Units**	**MDL**																	
	Chloromethane	µg/L	1				-	-	-	-	-	<1	-	-	-	-	-	-	<1	-
	cis-1,2-dichloroethene	µg/L	1	25[#37]			-	-	-	-	-	<1	-	-	-	-	-	-	<1	-
	Dibromomethane	µg/L	1				-	-	-	-	-	<1	-	-	-	-	-	-	<1	-
	Dichlorodifluoromethane	µg/L	1				-	-	-	-	-	<1	-	-	-	-	-	-	<1	-
	Dichloromethane	µg/L	3		20[#2]	20[#2]	-	-	-	-	-	<3	-	-	-	-	-	-	<3	-
	Isopropylbenzene	µg/L	1				-	-	-	-	-	<1	-	-	-	-	-	-	<1	-
	n-butylbenzene	µg/L	1				-	-	-	-	-	<1	-	-	-	-	-	-	<1	-
	n-propylbenzene	µg/L	1				-	-	-	-	-	<1	-	-	-	-	-	-	<1	-
	p-isopropyltoluene	µg/L	1				-	-	-	-	-	<1	-	-	-	-	-	-	<1	-
	sec-butylbenzene	µg/L	1				-	-	-	-	-	<1	-	-	-	-	-	-	<1	-
	Trichloroethene	µg/L	1	5[#38]	10[#2]	10[#2]	-	-	-	-	-	<1	-	-	-	-	-	-	<1	-
	tert-butylbenzene	µg/L	1				-	-	-	-	-	<1	-	-	-	-	-	-	<1	-
	Tetrachloroethene	µg/L	1	5[#38]	10[#2]	10[#2]	-	-	-	-	-	<1	-	-	-	-	-	-	<1	-
	trans-1,2-dichloroethene	µg/L	1	25[#37]			-	-	-	-	-	<1	-	-	-	-	-	-	<1	-
	Trichlorofluoromethane	µg/L	1				-	-	-	-	-	<1	-	-	-	-	-	-	<1	-
	Vinyl chloride	µg/L	1	0.5[#1]			-	-	-	-	-	<1	-	-	-	-	-	-	<1	-
	tert-Amyl methyl ether	µg/L	1				-	-	-	-	-	<1	-	-	-	-	-	-	<1	-
VOC/SVOC	1,2,3-trichlorobenzene	µg/L	0.01		0.13[#39]	0.13[#39]	-	-	-	-	-	<1	<0.01	<0.01	<0.02	<0.01	<0.1	<0.1	<1	-
	1,2,4-trichlorobenzene	µg/L	0.01		0.13[#39]	0.13[#39]	-	-	-	-	-	<1	<0.01	<0.01	<0.02	<0.01	<0.1	<0.1	<1	-
	1,2-dichlorobenzene	µg/L	1		6.7[#40]	6.7[#40]	-	-	-	-	-	<1	-	-	-	-	-	-	<1	-
	1,3,5-Trichlorobenzene	µg/L	0.01		0.13[#39]	0.13[#39]	-	-	-	-	-	<1	<0.01	<0.01	<0.02	<0.01	<0.1	<0.1	<1	-
	1,3-dichlorobenzene	µg/L	1		6.7[#40]	6.7[#40]	-	-	-	-	-	<1	-	-	-	-	-	-	<1	-
	1,4-dichlorobenzene	µg/L	1		6.7[#40]	6.7[#40]	-	-	-	-	-	<1	-	-	-	-	-	-	<1	-
	Chlorobenzene	µg/L	1	100[#41]			-	-	-	-	-	<1	-	-	-	-	-	-	<1	-
	Hexachlorobutadiene	µg/L	0.01		0.6(MAC)[#12]	0.6(MAC)[#12]	-	-	-	-	-	<1	<0.01	<0.01	<0.02	<0.01	<0.1	<0.1	<1	-
SVOC	4-bromophenyl phenyl ether	µg/L	1				-	-	-	-	-	<1	-	-	-	-	-	-	<10	-
	4-nitroaniline	µg/L	1				-	-	-	-	-	<1	-	-	-	-	-	-	<10	-

						Location	BH01033	BH01033	BH01033	BH01033	BH02002	BH02002	BH02002	BH02002	BH02002	BH02002	BH02002	BH02002	BH02002	BH03001
						Sampled_Date_Time	01/05/2020	02/06/2020	16/06/2020	25/09/2020	27/11/2019	22/01/2020	13/03/2020	02/04/2020	30/04/2020	29/05/2020	17/06/2020	30/09/2020	20/01/2021	10/12/2019
						Sample_Depth_Avg	53	53	54	41.47	36.77	36.6	57	57	53	57	57	36.15	35.31	49.45
						Project_ID	LTC - Phase 2 LTM	LTC - Phase 2 LTM	LTC - Phase 2 LTM	LTC - Phase 2 LTM	LTC - Phase 2	LTC - Phase 2	LTC - Phase 2	LTC - Phase 2 LTM	LTC - Phase 2 LTM	LTC - Phase 2 LTM	LTC - Phase 2 LTM	LTC - Phase 2 LTM	LTC - Phase 2 LTM	LTC - Phase 2
				UK Drinking Water Standards	UK Estuaries and coastal waters EQS	UK Freshwater EQS														
Chem_Group	**Analyte**	**Units**	**MDL**																	
	4-nitrophenol	µg/L	1				-	-	-	-	-	<1	-	-	-	-	-	-	<10	-
	2,4,5-trichlorophenol	µg/L	1				-	-	-	-	-	<1	-	-	-	-	-	-	<10	-
	2,4,6-trichlorophenol	µg/L	1				-	-	-	-	-	<1	-	-	-	-	-	-	<10	-
	2,4-dichlorophenol	µg/L	1		0.42[#2]	4.2[#2]	-	-	-	-	-	<1	-	-	-	-	-	-	<10	-
	2,4-dimethylphenol	µg/L	1				-	-	-	-	-	<1	-	-	-	-	-	-	<10	-
	2,4-dinitrotoluene	µg/L	1				-	-	-	-	-	<1	-	-	-	-	-	-	<10	-
	2,6-dinitrotoluene	µg/L	1				-	-	-	-	-	<1	-	-	-	-	-	-	<10	-
	2-chloronaphthalene	µg/L	1				-	-	-	-	-	<1	-	-	-	-	-	-	<10	-
	2-chlorophenol	µg/L	1		50[#4]	50[#4]	-	-	-	-	-	<1	-	-	-	-	-	-	<10	-
	2-methylnaphthalene	µg/L	1				-	-	-	-	-	<1	-	-	-	-	-	-	<10	-
	2-methylphenol	µg/L	1				-	-	-	-	-	<1	-	-	-	-	-	-	<10	-
	2-nitroaniline	µg/L	1				-	-	-	-	-	<1	-	-	-	-	-	-	<10	-
	2-nitrophenol	µg/L	1				-	-	-	-	-	<1	-	-	-	-	-	-	<10	-
	3-nitroaniline	µg/L	1				-	-	-	-	-	<1	-	-	-	-	-	-	<10	-
	4,6-Dinitro-2-methylphenol	µg/L					-	-	-	-	<0.03	<0.03	<0.03	<0.03	<0.03	<0.03	<0.03	<0.03	-	<0.03
	4-chloro-3-methylphenol	µg/L	1		40[#4]	40[#4]	-	-	-	-	-	<1	-	-	-	-	-	-	<10	-
	4-chloroaniline	µg/L	1				-	-	-	-	-	<1	-	-	-	-	-	-	<10	-
	4-chlorophenyl phenyl ether	µg/L	1				-	-	-	-	-	<1	-	-	-	-	-	-	<10	-
	4-methylphenol	µg/L	1				-	-	-	-	-	<1	-	-	-	-	-	-	<10	-
	Azobenzene	µg/L	1				-	-	-	-	-	<1	-	-	-	-	-	-	<10	-
	Bis(2-chloroethoxy) methane	µg/L	1				-	-	-	-	-	<1	-	-	-	-	-	-	<10	-
	Bis(2-chloroethyl)ether	µg/L	1				-	-	-	-	-	<1	-	-	-	-	-	-	<10	-
	Bis(2-ethylhexyl) phthalate	µg/L	2		1.3[#2]	1.3[#2]	-	-	-	-	-	<2	-	-	-	-	-	-	<20	-
	Butyl benzyl phthalate	µg/L	1		0.75[#2]	7.5[#2]	-	-	-	-	-	<1	-	-	-	-	-	-	<10	-
	Carbazole	µg/L	1				-	-	-	-	-	<1	-	-	-	-	-	-	<10	-
	Dibenzofuran	µg/L	1				-	-	-	-	-	<1	-	-	-	-	-	-	<10	-
	Diethylphthalate	µg/L	1		200[#4]	200[#4]	-	-	-	-	-	<1	-	-	-	-	-	-	<10	-

						Location	BH01033	BH01033	BH01033	BH01033	BH02002	BH02002	BH02002	BH02002	BH02002	BH02002	BH02002	BH02002	BH02002	BH03001
						Sampled_Date_Time	01/05/2020	02/06/2020	16/06/2020	25/09/2020	27/11/2019	22/01/2020	13/03/2020	02/04/2020	30/04/2020	29/05/2020	17/06/2020	30/09/2020	20/01/2021	10/12/2019
						Sample_Depth_Avg	53	53	54	41.47	36.77	36.6	57	57	53	57	57	36.15	35.31	49.45
						Project_ID	LTC - Phase 2 LTM	LTC - Phase 2 LTM	LTC - Phase 2 LTM	LTC - Phase 2 LTM	LTC - Phase 2	LTC - Phase 2	LTC - Phase 2	LTC - Phase 2 LTM	LTC - Phase 2 LTM	LTC - Phase 2 LTM	LTC - Phase 2 LTM	LTC - Phase 2 LTM	LTC - Phase 2 LTM	LTC - Phase 2
				UK Drinking Water Standards	UK Estuaries and coastal waters EQS	UK Freshwater EQS														
Chem_Group	**Analyte**	**Units**	**MDL**																	
	Dimethyl phthalate	µg/L	1		800[#4]	800[#4]	-	-	-	-	-	<1	-	-	-	-	-	-	<10	-
	Di-n-butyl phthalate	µg/L	1		8[#4]	8[#4]	-	-	-	-	-	<1	-	-	-	-	-	-	<10	-
	Di-n-octyl phthalate	µg/L	5		20[#4]	20[#4]	-	-	-	-	-	<5	-	-	-	-	-	-	<50	-
	Hexachlorobenzene	µg/L	0.01		0.05(MAC)[#12]	0.05(MAC)[#12]	-	-	-	-	<0.01	<0.01	<0.01	<0.01	<0.02	<0.01	<0.1	<0.1	<10	<0.1
	Hexachlorocyclopentadiene	µg/L	1				-	-	-	-	-	<1	-	-	-	-	-	-	<10	-
	Hexachloroethane	µg/L	1				-	-	-	-	-	<1	-	-	-	-	-	-	<10	-
	Isophorone	µg/L	1				-	-	-	-	-	<1	-	-	-	-	-	-	<10	-
	Nitrobenzene	µg/L	1				-	-	-	-	-	<1	-	-	-	-	-	-	<10	-
	N-nitrosodi-n-propylamine	µg/L	1				-	-	-	-	-	<1	-	-	-	-	-	-	<10	-
	Pentachlorobenzene	µg/L	0.01		0.0007[#2]	0.007[#2]	-	-	-	-	<0.01	<0.01	<0.01	<0.01	<0.01	<0.01	<0.1	<0.1	-	<0.01
	Pentachloronitrobenzene	µg/L	0.01				-	-	-	-	<0.01	<0.01	<0.01	<0.01	<0.01	<0.01	<0.1	<0.1	-	<0.01
	Pentachlorophenol	µg/L	1		0.4[#2]	0.4[#2]	-	-	-	-	-	<1	-	-	-	-	-	-	<10	-
PCB	Heptachlorobiphenyl, 2,3,3,4,4,5,5- (PCB 189)	µg/L	0.015				-	-	-	-	-	-	-	<0.015	<0.075	-	<0.015	<0.03	-	-
	Hexachlorobiphenyl, 2,3,3,4,4,5- (PCB 156)	µg/L	0.015				-	-	-	-	-	-	-	<0.015	<0.075	-	<0.015	<0.03	-	-
	Hexachlorobiphenyl, 2,3,3,4,4,5- (PCB 157)	µg/L	0.015				-	-	-	-	-	-	-	<0.015	<0.075	-	<0.015	<0.03	-	-
	Hexachlorobiphenyl, 2,3,4,4,5,5- (PCB 167)	µg/L	0.015				-	-	-	-	-	-	-	<0.015	<0.075	-	<0.015	<0.03	-	-
	Hexachlorobiphenyl, 3,3,4,4,5,5- (PCB 169)	µg/L	0.015				-	-	-	-	-	-	-	<0.015	<0.075	-	<0.015	<0.03	-	-
	PCB 101	µg/L	0.015				-	-	-	-	-	-	-	<0.015	<0.075	-	<0.015	<0.03	-	-
	PCB 118	µg/L	0.015				-	-	-	-	-	-	-	<0.015	<0.075	-	<0.015	<0.03	-	-
	PCB 138	µg/L	0.015				-	-	-	-	-	-	-	<0.015	<0.075	-	<0.015	<0.03	-	-
	PCB 153	µg/L	0.015				-	-	-	-	-	-	-	<0.015	<0.075	-	<0.015	<0.03	-	-
	PCB 180	µg/L	0.015				-	-	-	-	-	-	-	<0.015	<0.075	-	<0.015	<0.03	-	-
	PCB 28	µg/L	0.015				-	-	-	-	-	-	-	<0.015	<0.075	-	<0.015	<0.03	-	-
	PCB 52	µg/L	0.015				-	-	-	-	-	-	-	<0.015	<0.075	-	<0.015	<0.03	-	-
	Pentachlorobiphenyl, 2,3,3,4,4- (PCB 105)	µg/L	0.015				-	-	-	-	-	-	-	<0.015	<0.075	-	<0.015	<0.03	-	-
	Pentachlorobiphenyl, 2,3,4,4,5- (PCB 114)	µg/L	0.015				-	-	-	-	-	-	-	<0.015	<0.075	-	<0.015	<0.03	-	-
	Pentachlorobiphenyl, 2,3,4,4,5- (PCB 123)	µg/L	0.015				-	-	-	-	-	-	-	<0.015	<0.075	-	<0.015	<0.03	-	-

						Location	BH01033	BH01033	BH01033	BH01033	BH02002	BH02002	BH02002	BH02002	BH02002	BH02002	BH02002	BH02002	BH02002	BH03001
						Sampled_Date_Time	01/05/2020	02/06/2020	16/06/2020	25/09/2020	27/11/2019	22/01/2020	13/03/2020	02/04/2020	30/04/2020	29/05/2020	17/06/2020	30/09/2020	20/01/2021	10/12/2019
						Sample_Depth_Avg	53	53	54	41.47	36.77	36.6	57	57	53	57	57	36.15	35.31	49.45
						Project_ID	LTC - Phase 2 LTM	LTC - Phase 2 LTM	LTC - Phase 2 LTM	LTC - Phase 2 LTM	LTC - Phase 2	LTC - Phase 2	LTC - Phase 2	LTC - Phase 2 LTM	LTC - Phase 2 LTM	LTC - Phase 2 LTM	LTC - Phase 2 LTM	LTC - Phase 2 LTM	LTC - Phase 2 LTM	LTC - Phase 2
				UK Drinking Water Standards	UK Estuaries and coastal waters EQS	UK Freshwater EQS														
Chem_Group	**Analyte**	**Units**	**MDL**																	
	Pentachlorobiphenyl, 3,3,4,4,5- (PCB 126)	µg/L	0.015				-	-	-	-	-	-	-	<0.015	<0.075	-	<0.015	<0.03	-	-
	Tetrachlorobiphenyl, 3,3,4,4- (PCB 77)	µg/L	0.015				-	-	-	-	-	-	-	<0.015	<0.075	-	<0.015	<0.03	-	-
	Tetrachlorobiphenyl, 3,4,4,5- (PCB 81)	µg/L	0.015				-	-	-	-	-	-	-	<0.015	<0.075	-	<0.015	<0.03	-	-
	Total PCB 7 Congeners	µg/L	0.105				-	-	-	-	-	-	-	<0.105	<0.525	-	<0.105	<0.21	-	-
Phenolics	Xylenols (Filtered)	µg/L	0.5				<0.5	<0.5	<0.5	<0.5	<0.5	1.31	<0.5	<0.5	<0.5	<0.5	1.16	<0.5	<0.5	<0.5
	Cresol Total (Filtered)	µg/L	0.5				<0.5	7.92	<0.5	1.05	<0.5	<0.5	0.5	<0.5	0.78	0.59	<0.5	<0.5	<0.5	<0.5
	Phenol	µg/L	1	5800[#34]	7.7[#2]	7.7[#2]	-	-	-	-	-	<1	-	-	-	-	-	-	<10	-
	Phenol (Filtered)	µg/L	0.5	5800[#34]	7.7[#2]	7.7[#2]	0.57	1.63	<0.5	<0.5	<0.5	<0.5	<0.5	<0.5	<0.5	<0.5	<0.5	<0.5	<0.5	<0.5
	Phenols Monohydric (Filtered)	µg/L	0.5				0.57	9.55	<0.5	1.05	<0.5	1.31	0.5	<0.5	0.78	0.59	1.16	<0.5	<0.5	<0.5
Organotins	Tributyltin	µg/L	0.001		0.0002[#2]	0.0002[#2]	-	-	-	-	-	-	-	<0.001	<0.001	-	<0.001	<0.001	-	-
Biological	Coliforms Total (Confirmed)	CFU/100mL					-	-	-	-	-	-	-	-	-	-	-	-	-	-
	Coliforms Total (Presumptive)	CFU/100mL					-	-	-	-	-	-	-	-	-	-	-	-	-	-
	Escherichia coli (Confirmed)	CFU/100mL					-	-	-	-	-	-	-	-	-	-	-	-	-	-
	Escherichia coli (Presumptive)	CFU/100mL					-	-	-	-	-	-	-	-	-	-	-	-	-	-
	Faecal streptococci (Confirmed)	CFU/100mL					-	-	-	-	-	-	-	-	-	-	-	-	-	-
	Faecal streptococci (Presumptive)	CFU/100mL					-	-	-	-	-	-	-	-	-	-	-	-	-	-
	Faecal Streptococci cfu/100ml	cfu/100ml									-	-								-
	Coliform	cfu/100 ml									-	-								-
	Salmonella	Detect					-	-	-	-	-	-	-	-	-	-	-	-	-	-
Pesticides	1-(3.4-Dichlorophenyl) urea (DCPU)	µg/l					-	-	-	-	<0.02	<0.02	<0.02	<0.02	<0.02	<0.02	<0.02	<0.02	-	<0.02
	2-(4-Chlorophenoxy)propionic acid, 4-CPP	µg/l					-	-	-	-	<0.01	<0.01	<0.01	<0.01	<0.01	<0.01	<0.01	<0.01	-	<0.01
	2-amino-N-(isopropyl)benzamide	µg/l					-	-	-	-	<0.02	<0.02	<0.02	<0.02	<0.02	<0.02	<0.02	<0.02	-	<0.02
	2-Chloro-2.6-diethylacetanilide	µg/l					-	-	-	-	<0.01	<0.01	<0.01	<0.01	<0.01	<0.01	<0.01	<0.01	-	<0.01
	Acibenzolar-S-methyl	µg/l					-	-	-	-	<0.03	<0.03	<0.03	<0.03	<0.03	<0.03	<0.03	<0.03	-	<0.03
	Aminopyralid	µg/l					-	-	-	-	<0.05	<0.05	<0.05	<0.05	<0.05	<0.1	<0.1	<0.1	-	<0.05
	Azoxystrobin	µg/L					-	-	-	-	<0.01	<0.01	<0.01	<0.01	<0.01	<0.01	<0.01	<0.01	-	<0.01
	BAM	µg/l					-	-	-	-	<0.01	<0.01	<0.01	<0.01	<0.01	<0.01	<0.01	<0.01	-	<0.01

						Location	BH01033	BH01033	BH01033	BH01033	BH02002	BH02002	BH02002	BH02002	BH02002	BH02002	BH02002	BH02002	BH02002	BH03001
						Sampled_Date_Time	01/05/2020	02/06/2020	16/06/2020	25/09/2020	27/11/2019	22/01/2020	13/03/2020	02/04/2020	30/04/2020	29/05/2020	17/06/2020	30/09/2020	20/01/2021	10/12/2019
						Sample_Depth_Avg	53	53	54	41.47	36.77	36.6	57	57	53	57	57	36.15	35.31	49.45
						Project_ID	LTC - Phase 2 LTM	LTC - Phase 2 LTM	LTC - Phase 2 LTM	LTC - Phase 2 LTM	LTC - Phase 2	LTC - Phase 2	LTC - Phase 2	LTC - Phase 2 LTM	LTC - Phase 2 LTM	LTC - Phase 2 LTM	LTC - Phase 2 LTM	LTC - Phase 2 LTM	LTC - Phase 2 LTM	LTC - Phase 2
				UK Drinking Water Standards	UK Estuaries and coastal waters EQS	UK Freshwater EQS														
Chem_Group	**Analyte**	**Units**	**MDL**																	
	Benalaxyl	µg/l					-	-	-	-	<0.02	<0.02	<0.02	<0.02	<0.02	<0.02	<0.02	<0.02	-	<0.02
	Bentazone methyl	µg/l					-	-	-	-	<0.03	<0.03	<0.03	<0.03	<0.03	<0.03	<0.03	<0.03	-	<0.03
	Bifenox	µg/L					-	-	-	-	<0.04	<0.04	<0.04	<0.04	<0.04	<0.04	<0.04	<0.04	-	<0.04
	Bitertanol	µg/l					-	-	-	-	<0.02	<0.02	<0.02	<0.02	<0.02	<0.02	<0.02	<0.02	-	<0.02
	Boscalid	µg/l					-	-	-	-	<0.01	<0.01	<0.01	<0.01	<0.01	<0.01	<0.01	<0.01	-	<0.01
	Cadusafos	µg/l					-	-	-	-	<0.02	<0.02	<0.02	<0.02	<0.02	<0.02	<0.02	<0.02	-	<0.02
	Carfentrazone-ethyl	µg/L					-	-	-	-	<0.04	<0.04	<0.04	<0.04	<0.04	<0.04	<0.04	<0.04	-	<0.04
	Chloridazon-desphenyl	µg/l					-	-	-	-	<0.03	<0.03	<0.03	<0.03	<0.03	<0.03	<0.03	<0.03	-	<0.03
	Chloridazon-methyl desphenyl	µg/l					-	-	-	-	<0.05	<0.05	<0.05	<0.05	<0.05	<0.05	<0.05	<0.05	-	<0.05
	Chlorotoluron-desmethyl	µg/l					-	-	-	-	<0.02	<0.02	<0.02	<0.02	<0.02	<0.02	<0.02	<0.02	-	<0.02
	Chlorpropham	µg/L			10[#4]	10[#4]	-	-	-	-	<0.05	<0.05	<0.05	<0.05	<0.05	<0.05	<0.05	<0.05	-	<0.05
	Clodinafop	µg/l					-	-	-	-	<0.03	<0.03	<0.03	<0.03	<0.03	<0.03	<0.03	<0.03	-	<0.03
	Clomeprop	µg/l					-	-	-	-	<0.01	<0.01	<0.01	<0.01	<0.01	<0.01	<0.01	<0.01	-	<0.01
	Crimidine	µg/l					-	-	-	-	<0.03	<0.03	<0.03	<0.03	<0.03	<0.03	<0.03	<0.03	-	<0.03
	Cybutryne (Irgarol)	µg/l					-	-	-	-	<0.01	<0.01	<0.01	<0.01	<0.01	<0.01	<0.01	<0.01	-	<0.01
	Cyprazine	µg/l					-	-	-	-	<0.02	<0.02	<0.02	<0.02	<0.02	<0.02	<0.02	<0.02	-	<0.02
	Cyprodinil	µg/L					-	-	-	-	<0.02	<0.02	<0.02	<0.02	<0.02	<0.02	<0.02	<0.02	-	<0.02
	Dichlofenthion	µg/l					-	-	-	-	<0.05	<0.05	<0.05	<0.05	<0.05	<0.05	<0.05	<0.05	-	<0.05
	Dichlormid	µg/l					-	-	-	-	<0.05	<0.05	<0.05	<0.05	<0.05	<0.05	<0.05	<0.05	-	<0.05
	Diethofencarb	µg/l					-	-	-	-	<0.02	<0.02	<0.02	<0.02	<0.02	<0.02	<0.02	<0.02	-	<0.02
	Difenacoum	µg/l					-	-	-	-	<0.02	<0.02	<0.02	<0.02	<0.02	<0.02	<0.02	<0.02	-	<0.02
	Dimefuron	µg/l					-	-	-	-	<0.02	<0.02	<0.02	<0.02	<0.02	<0.02	<0.02	<0.02	-	<0.02
	Dimethachlo	µg/l					-	-	-	-	<0.01	<0.01	<0.01	<0.01	<0.01	<0.01	<0.01	<0.01	-	<0.01
	Dimethenamid	µg/l					-	-	-	-	<0.01	<0.01	<0.01	<0.01	<0.01	<0.01	<0.01	<0.01	-	<0.01
	Dimethomorph	µg/l					-	-	-	-	<0.01	<0.01	<0.01	<0.01	<0.01	<0.01	<0.01	<0.01	-	<0.01
	Dinoterb	µg/l					-	-	-	-	<0.04	<0.04	<0.04	<0.04	<0.08	<0.04	<0.04	<0.04	-	<0.04
	Diuron desmethyl (DCPMU)	µg/l					-	-	-	-	<0.03	<0.03	<0.03	<0.03	<0.03	<0.03	<0.03	<0.03	-	<0.03

						Location	BH01033	BH01033	BH01033	BH01033	BH02002	BH02002	BH02002	BH02002	BH02002	BH02002	BH02002	BH02002	BH02002	BH03001
						Sampled_Date_Time	01/05/2020	02/06/2020	16/06/2020	25/09/2020	27/11/2019	22/01/2020	13/03/2020	02/04/2020	30/04/2020	29/05/2020	17/06/2020	30/09/2020	20/01/2021	10/12/2019
						Sample_Depth_Avg	53	53	54	41.47	36.77	36.6	57	57	53	57	57	36.15	35.31	49.45
						Project_ID	LTC - Phase 2 LTM	LTC - Phase 2 LTM	LTC - Phase 2 LTM	LTC - Phase 2 LTM	LTC - Phase 2	LTC - Phase 2	LTC - Phase 2	LTC - Phase 2 LTM	LTC - Phase 2 LTM	LTC - Phase 2 LTM	LTC - Phase 2 LTM	LTC - Phase 2 LTM	LTC - Phase 2 LTM	LTC - Phase 2
				UK Drinking Water Standards	UK Estuaries and coastal waters EQS	UK Freshwater EQS														
Chem_Group	**Analyte**	**Units**	**MDL**																	
	Epoxiconazole	µg/l					-	-	-	-	<0.03	<0.03	<0.03	<0.03	<0.03	<0.03	<0.03	<0.03	-	<0.03
	Etrimphos	µg/L	0.01				-	-	-	-	<0.01	<0.01	<0.01	<0.01	<0.01	<0.01	<0.1	<0.1	-	<0.01
	Fenoxaprop	µg/l					-	-	-	-	<0.03	<0.03	<0.03	<0.03	<0.03	<0.03	<0.03	<0.03	-	<0.03
	Fenpropidin	µg/l					-	-	-	-	<0.02	<0.02	<0.02	<0.02	<0.02	<0.02	<0.02	<0.02	-	<0.02
	Fenuron	µg/l					-	-	-	-	<0.01	<0.01	<0.01	<0.01	<0.01	<0.01	<0.01	<0.01	-	<0.01
	Fipronil	µg/L					-	-	-	-	<0.05	<0.05	<0.05	<0.05	<0.05	<0.05	<0.05	<0.05	-	<0.05
	Florasulam	µg/l					-	-	-	-	<0.02	<0.02	<0.02	<0.02	<0.02	<0.02	<0.02	<0.02	-	<0.02
	Fluazifop	µg/l					-	-	-	-	<0.02	<0.02	<0.02	<0.02	<0.02	<0.02	<0.02	<0.02	-	<0.02
	Fluazifop-P-butyl	µg/L					-	-	-	-	<0.02	<0.02	<0.02	<0.02	<0.02	<0.02	<0.02	<0.02	-	<0.02
	Foramsulfuron	µg/l					-	-	-	-	<0.01	<0.01	<0.01	<0.01	<0.01	<0.01	<0.01	<0.01	-	<0.01
	Furathiocarb	µg/l					-	-	-	-	<0.02	<0.02	<0.02	<0.02	<0.02	<0.02	<0.02	<0.02	-	<0.02
	Haloxyfop	µg/l					-	-	-	-	<0.03	<0.03	<0.03	<0.03	<0.03	<0.03	<0.03	<0.03	-	<0.03
	Haloxyfop-p-methyl	µg/l					-	-	-	-	<0.03	<0.03	<0.03	<0.03	<0.03	<0.03	<0.03	<0.03	-	<0.03
	Heptachlor epoxide	µg/L	0.01	0.03[#1]			-	-	-	-	<0.01	<0.01	<0.01	<0.01	<0.01	<0.01	<0.02	<0.01	-	<0.01
	Imazamox	µg/l					-	-	-	-	<0.01	<0.01	<0.01	<0.01	<0.01	<0.01	<0.01	<0.01	-	<0.01
	Indoxacarb	µg/L					-	-	-	-	<0.05	<0.05	<0.05	<0.05	<0.05	<0.05	<0.05	<0.05	-	<0.05
	Isoproturon-desmethyl	µg/l					-	-	-	-	<0.02	<0.02	<0.02	<0.02	<0.02	<0.02	<0.02	<0.02	-	<0.02
	Isoproturon-monodesmethyl	µg/l					-	-	-	-	<0.02	<0.02	<0.02	<0.02	<0.02	<0.02	<0.02	<0.02	-	<0.02
	Isopyrazam	µg/l					-	-	-	-	<0.03	<0.03	<0.03	<0.03	<0.03	<0.03	<0.03	<0.03	-	<0.03
	Kresoxim-methyl	µg/l					-	-	-	-	<0.03	<0.03	<0.03	<0.03	<0.03	<0.03	<0.03	<0.03	-	<0.03
	Malaoxon	µg/l					-	-	-	-	<0.02	<0.02	<0.02	<0.02	<0.02	<0.02	<0.02	<0.02	-	<0.02
	Mandipropamid	µg/l					-	-	-	-	-	-	<0.02	<0.02	<0.02	<0.02	<0.02	<0.02	-	-
	Mecarbam	µg/l					-	-	-	-	<0.02	<0.02	<0.02	<0.02	<0.02	<0.02	<0.02	<0.02	-	<0.02
	Mesotrione	µg/l					-	-	-	-	<0.05	<0.05	<0.05	<0.05	<0.05	<0.05	<0.05	<0.05	-	<0.05
	Metconazole	µg/l					-	-	-	-	<0.02	<0.02	<0.02	<0.02	<0.02	<0.02	<0.02	<0.02	-	<0.02
	Metribuzin-desamino	µg/l					-	-	-	-	<0.01	<0.01	<0.01	<0.01	<0.01	<0.01	<0.01	<0.01	-	<0.01
	Naptalam	µg/l					-	-	-	-	<0.03	<0.03	<0.03	<0.03	<0.03	<0.03	<0.03	<0.03	-	<0.03

						Location	BH01033	BH01033	BH01033	BH01033	BH02002	BH02002	BH02002	BH02002	BH02002	BH02002	BH02002	BH02002	BH02002	BH03001
						Sampled_Date_Time	01/05/2020	02/06/2020	16/06/2020	25/09/2020	27/11/2019	22/01/2020	13/03/2020	02/04/2020	30/04/2020	29/05/2020	17/06/2020	30/09/2020	20/01/2021	10/12/2019
						Sample_Depth_Avg	53	53	54	41.47	36.77	36.6	57	57	53	57	57	36.15	35.31	49.45
						Project_ID	LTC - Phase 2 LTM	LTC - Phase 2 LTM	LTC - Phase 2 LTM	LTC - Phase 2 LTM	LTC - Phase 2	LTC - Phase 2	LTC - Phase 2	LTC - Phase 2 LTM	LTC - Phase 2 LTM	LTC - Phase 2 LTM	LTC - Phase 2 LTM	LTC - Phase 2 LTM	LTC - Phase 2 LTM	LTC - Phase 2
				UK Drinking Water Standards	UK Estuaries and coastal waters EQS	UK Freshwater EQS														
Chem_Group	**Analyte**	**Units**	**MDL**																	
	Nicosulfuron	µg/l					-	-	-	-	<0.01	<0.01	<0.01	<0.01	<0.01	<0.01	<0.01	<0.01	-	<0.01
	Nuarimol	µg/l					-	-	-	-	<0.02	<0.02	<0.02	<0.02	<0.02	<0.02	<0.02	<0.02	-	<0.02
	Oxadixyl	µg/l					-	-	-	-	<0.03	<0.03	<0.03	<0.03	<0.03	<0.03	<0.03	<0.03	-	<0.03
	Paraoxon-ethyl	µg/l					-	-	-	-	<0.02	<0.02	<0.02	<0.02	<0.02	<0.02	<0.02	<0.02	-	<0.02
	Parathion-ethyl	µg/l					-	-	-	-	<0.05	<0.05	<0.05	<0.05	<0.05	<0.05	<0.05	<0.05	-	<0.05
	Penconazole	µg/l					-	-	-	-	<0.02	<0.02	<0.02	<0.02	<0.02	<0.02	<0.02	<0.02	-	<0.02
	Pencycuron	µg/l					-	-	-	-	<0.02	<0.02	<0.02	<0.02	<0.02	<0.02	<0.02	<0.02	-	<0.02
	Phosphamidon II (E)	µg/l	0.01				-	-	-	-	<0.01	<0.01	<0.01	<0.01	<0.01	<0.01	<0.1	<0.1	-	<0.01
	Pretilachlor	µg/l					-	-	-	-	<0.02	<0.02	<0.02	<0.02	<0.02	<0.02	<0.02	<0.02	-	<0.02
	Primisulfuron-methyl	µg/l					-	-	-	-	<0.02	<0.02	<0.02	<0.02	<0.02	<0.02	<0.02	<0.02	-	<0.02
	Prodiamine	µg/l					-	-	-	-	<0.05	<0.05	<0.05	<0.05	<0.05	<0.05	<0.05	<0.05	-	<0.05
	Propaquizafop	µg/l					-	-	-	-	<0.03	<0.03	<0.03	<0.03	<0.03	<0.03	<0.03	<0.03	-	<0.03
	Propetamphos	µg/L	0.01		0.03[#4]	0.03[#4]	-	-	-	-	-	-	<0.01	<0.01	<0.02	<0.01	<0.1	<0.1	-	-
	Prosulfocarb	µg/l					-	-	-	-	0.011	<0.01	<0.01	<0.01	<0.01	<0.01	<0.01	<0.01	-	<0.01
	Prothioconazole	µg/l					-	-	-	-	<0.05	<0.05	<0.05	<0.05	<0.05	<0.05	<0.05	<0.05	-	<0.05
	Pyribenzoxim	µg/l					-	-	-	-	<0.05	<0.05	<0.05	<0.05	<0.05	<0.05	<0.05	<0.05	-	<0.05
	Quinmerac	µg/l					-	-	-	-	<0.01	<0.01	<0.01	<0.01	<0.01	<0.01	<0.01	<0.01	-	<0.01
	Quizalofop	µg/l					-	-	-	-	<0.05	<0.05	<0.05	<0.05	<0.05	<0.05	<0.05	<0.05	-	<0.05
	Rimsulfuron	µg/l					-	-	-	-	<0.01	<0.01	<0.01	<0.01	<0.01	<0.01	<0.01	<0.01	-	<0.01
	Sebuthylazine	µg/l					-	-	-	-	<0.01	<0.01	<0.01	<0.01	<0.01	<0.01	<0.01	<0.01	-	<0.01
	Simazine-2-hydroxy	µg/l					-	-	-	-	<0.01	<0.01	<0.01	<0.01	<0.01	<0.01	<0.01	<0.01	-	<0.01
	Sodium Acifluorfen	µg/L					-	-	-	-	<0.01	<0.01	<0.01	<0.01	<0.01	<0.01	<0.01	<0.01	-	<0.01
	Sulfosulfuron	µg/l					-	-	-	-	<0.01	<0.01	<0.01	<0.01	<0.01	<0.01	<0.01	<0.01	-	<0.01
	Tecnazene	µg/L	0.01		1[#4]	1[#4]	-	-	-	-	-	-	<0.01	<0.01	<0.02	<0.01	<0.1	<0.1	-	-
	Teflubenzuron	µg/l					-	-	-	-	<0.03	<0.03	<0.03	<0.03	<0.03	<0.03	<0.03	<0.03	-	<0.03
	Terbuthylazine-desethyl	µg/l					-	-	-	-	<0.01	<0.01	<0.01	<0.01	<0.01	<0.01	<0.01	<0.01	-	<0.01
	Terbuthylazine-desethyl-2-hydroxy	µg/l					-	-	-	-	<0.01	<0.01	<0.01	<0.01	<0.01	<0.01	<0.01	<0.01	-	<0.01

						Location	BH01033	BH01033	BH01033	BH01033	BH02002	BH02002	BH02002	BH02002	BH02002	BH02002	BH02002	BH02002	BH02002	BH03001
						Sampled_Date_Time	01/05/2020	02/06/2020	16/06/2020	25/09/2020	27/11/2019	22/01/2020	13/03/2020	02/04/2020	30/04/2020	29/05/2020	17/06/2020	30/09/2020	20/01/2021	10/12/2019
						Sample_Depth_Avg	53	53	54	41.47	36.77	36.6	57	57	53	57	57	36.15	35.31	49.45
						Project_ID	LTC - Phase 2 LTM	LTC - Phase 2 LTM	LTC - Phase 2 LTM	LTC - Phase 2 LTM	LTC - Phase 2	LTC - Phase 2	LTC - Phase 2	LTC - Phase 2 LTM	LTC - Phase 2 LTM	LTC - Phase 2 LTM	LTC - Phase 2 LTM	LTC - Phase 2 LTM	LTC - Phase 2 LTM	LTC - Phase 2
				UK Drinking Water Standards	UK Estuaries and coastal waters EQS	UK Freshwater EQS														
Chem_Group	**Analyte**	**Units**	**MDL**																	
	Terbuthylazine-hydroxy	µg/l					-	-	-	-	<0.01	<0.01	<0.01	<0.01	<0.01	<0.01	<0.01	<0.01	-	<0.01
	Thiabendazole	µg/L			5[#4]	5[#4]	-	-	-	-	<0.03	<0.03	<0.03	<0.03	<0.03	<0.03	<0.03	<0.03	-	<0.03
	Thiamethoxam	µg/L					-	-	-	-	<0.01	<0.01	<0.01	<0.01	<0.01	<0.01	<0.01	<0.01	-	<0.01
	Tribenuron-methyl	µg/L					-	-	-	-	<0.01	<0.01	<0.01	<0.01	<0.01	<0.01	<0.01	<0.01	-	<0.01
	Trietazine	µg/L	0.01				-	-	-	-	<0.01	<0.01	<0.01	<0.01	<0.01	<0.01	<0.1	<0.1	-	<0.01
	Trifloxysulfuron-sodium	µg/l					-	-	-	-	<0.01	<0.01	<0.01	<0.01	<0.01	<0.01	<0.01	<0.01	-	<0.01
	Triflusulfuron-methyl	µg/l					-	-	-	-	<0.01	<0.01	<0.01	<0.01	<0.01	<0.01	<0.01	<0.01	-	<0.01
	Triforine	µg/l					-	-	-	-	<0.05	<0.05	<0.05	<0.05	<0.05	<0.05	<0.05	<0.05	-	<0.05
	Triticonazole	µg/l					-	-	-	-	<0.01	<0.01	<0.01	<0.01	<0.01	<0.01	<0.01	<0.01	-	<0.01
	Desmetryn	mg/L					-	-	-	-	<0.00001	<0.00001	<0.00001	<0.00001	<0.00001	<0.00001	<0.00001	<0.00001	-	<0.00001
	Simetryn	mg/L					-	-	-	-	<0.00001	<0.00001	<0.00001	<0.00001	<0.00001	<0.00001	<0.00001	<0.00001	-	<0.00001
	Clothianidin	µg/L					-	-	-	-	<0.01	<0.01	<0.01	<0.01	<0.01	<0.01	<0.01	<0.01	-	<0.01
	Cymoxanil	µg/L					-	-	-	-	<0.05	<0.05	<0.05	<0.05	<0.05	<0.05	<0.05	<0.05	-	<0.05
	Fluazifop-butyl	µg/L					-	-	-	-	<0.02	<0.02	<0.02	<0.02	<0.02	<0.02	<0.02	<0.02	-	<0.02
	Imazamethabenz-methyl	µg/L					-	-	-	-	<0.01	<0.01	<0.01	<0.01	<0.01	<0.01	<0.01	<0.01	-	<0.01
	Mesosulfuron-methyl	µg/L					-	-	-	-	<0.02	<0.02	<0.02	<0.02	<0.02	<0.02	<0.02	<0.02	-	<0.02
	Metamitron	µg/L					-	-	-	-	<0.03	<0.03	<0.03	<0.03	<0.03	<0.03	<0.03	<0.03	-	<0.03
	Metobromuron	µg/L					-	-	-	-	<0.03	<0.03	<0.03	<0.03	<0.03	<0.03	<0.03	<0.03	-	<0.03
	Monuron	µg/L					-	-	-	-	<0.02	<0.02	<0.02	<0.02	<0.02	<0.02	<0.02	<0.02	-	<0.02
	Secbumeton	µg/L					-	-	-	-	<0.01	<0.01	<0.01	<0.01	<0.01	<0.01	<0.01	<0.01	-	<0.01
	Spiroxamine	µg/L					-	-	-	-	<0.01	<0.01	<0.01	<0.01	<0.01	<0.01	<0.01	<0.01	-	<0.01
	Clomazon	µg/L					-	-	-	-	<0.01	<0.01	<0.01	<0.01	<0.01	<0.01	<0.01	<0.01	-	<0.01
	Metazachlor	µg/L	0.01				-	-	-	-	<0.01	<0.01	<0.01	<0.01	<0.01	<0.01	<0.01	<0.01	-	<0.01 - 0.042
	Methabenzthiazuran	µg/L					-	-	-	-	<0.01	<0.01	<0.01	<0.01	<0.01	<0.01	<0.01	<0.01	-	<0.01
	Iprovalicarb	µg/L					-	-	-	-	<0.01	<0.01	<0.01	<0.01	<0.01	<0.01	<0.01	<0.01	-	<0.01
	Chloroxuron	µg/L					-	-	-	-	<0.01	<0.01	<0.01	<0.01	<0.01	<0.01	<0.01	<0.01	-	<0.01
	Neburon	µg/L					-	-	-	-	<0.01	<0.01	<0.01	<0.01	<0.01	<0.01	<0.01	<0.01	-	<0.01

						Location	BH01033	BH01033	BH01033	BH01033	BH02002	BH02002	BH02002	BH02002	BH02002	BH02002	BH02002	BH02002	BH02002	BH03001
						Sampled_Date_Time	01/05/2020	02/06/2020	16/06/2020	25/09/2020	27/11/2019	22/01/2020	13/03/2020	02/04/2020	30/04/2020	29/05/2020	17/06/2020	30/09/2020	20/01/2021	10/12/2019
						Sample_Depth_Avg	53	53	54	41.47	36.77	36.6	57	57	53	57	57	36.15	35.31	49.45
						Project_ID	LTC - Phase 2 LTM	LTC - Phase 2 LTM	LTC - Phase 2 LTM	LTC - Phase 2 LTM	LTC - Phase 2	LTC - Phase 2	LTC - Phase 2	LTC - Phase 2 LTM	LTC - Phase 2 LTM	LTC - Phase 2 LTM	LTC - Phase 2 LTM	LTC - Phase 2 LTM	LTC - Phase 2 LTM	LTC - Phase 2
				UK Drinking Water Standards	UK Estuaries and coastal waters EQS	UK Freshwater EQS														
Chem_Group	**Analyte**	**Units**	**MDL**																	
	Metribuzin	µg/L					-	-	-	-	<0.03	<0.03	<0.03	<0.03	<0.03	<0.03	<0.03	<0.03	-	<0.03
	2,3,6-Trichlorobenzoic Acid (Tba)	µg/L					-	-	-	-	<1	<0.1	<0.1	<0.15	<0.1	<1	<0.3	<0.5	-	<0.1
	2,4,5-Trichlorophenoxy Acetic Acid	µg/L					-	-	-	-	<0.01	<0.01	<0.01	<0.01	<0.01	<0.01	<0.01	<0.01	-	<0.01
	2,4,5-TP (Silvex)	µg/L					-	-	-	-	<0.01	<0.01	<0.01	<0.01	<0.01	<0.01	<0.01	<0.01	-	<0.01
	Pyrimethanil	µg/L					-	-	-	-	<0.02	<0.02	<0.02	<0.02	<0.02	<0.02	<0.02	<0.02	-	<0.02
	Hedonal	µg/L			0.3[#2]	0.3[#2]	-	-	-	-	<0.01	<0.01	<0.01	<0.01	<0.01	<0.01	<0.01	<0.01	-	<0.01
	2,4-DDT	µg/L	0.01		0.00625[#42]	0.00625[#42]	-	-	-	-	<0.01	<0.01	<0.01	<0.01	<0.01	<0.01	<0.02	<0.05	-	<0.02
	Propachlor	µg/L	0.01				-	-	-	-	<0.01	<0.01	<0.01	<0.01	<0.01	<0.01	<0.01	<0.01	-	<0.01
	Propamocarb	µg/L					-	-	-	-	<0.03	<0.03	<0.03	<0.03	<0.03	<0.03	<0.03	<0.03	-	<0.03
	2,4-Dichlorprop	µg/L					-	-	-	-	<0.01	<0.01	<0.01	<0.01	<0.01	<0.01	<0.01	<0.01	-	<0.01
	3-Hydroxy Carbofuran	µg/L					-	-	-	-	<0.01	<0.01	<0.01	<0.01	<0.01	<0.01	<0.01	<0.01	-	<0.01
	4-(2,4-Dichlorophenoxy)butyric Acid (2,4-DB)	µg/L					-	-	-	-	<0.02	<0.02	<0.02	<0.02	<0.02	<0.02	<0.02	<0.02	-	<0.02
	4,4-DDE	µg/L	0.01		0.00625[#42]	0.00625[#42]	-	-	-	-	<0.01	<0.01	<0.01	<0.01	<0.01	<0.01	<0.02	<0.01	-	<0.01
	4-Bromo-3,5-dimethylphenyl-N-methylcarbamate	µg/L					-	-	-	-	<0.02	<0.02	<0.02	<0.02	<0.02	<0.02	<0.02	<0.02	-	<0.02
	a-BHC	µg/L	0.01				-	-	-	-	<0.01	<0.01	<0.01	<0.01	<0.01	<0.01	<0.02	<0.01	-	<0.01
	Acetochlor	µg/L					-	-	-	-	<0.03	<0.03	<0.03	<0.03	<0.03	<0.03	<0.03	<0.03	-	<0.03
	Aldicarb	µg/L					-	-	-	-	<0.05	<0.05	<0.05	<0.05	<0.05	<0.05	<0.05	<0.05	-	<0.05
	Aldicarb sulfone	µg/L					-	-	-	-	<0.01	<0.01	<0.01	<0.01	<0.01	<0.01	<0.01	<0.01	-	<0.01
	Aldrin	µg/L	0.01	0.03[#1]	0.00125[#43]	0.0025[#44]	-	-	-	-	<0.01	<0.01	<0.01	<0.01	<0.01	<0.01	<0.02	<0.01	-	<0.01
	Ametryn	µg/L					-	-	-	-	<0.01	<0.01	<0.01	<0.01	<0.01	<0.01	<0.01	<0.01	-	<0.01
	Amidosulfuron	µg/L					-	-	-	-	<0.02	<0.02	<0.02	<0.02	<0.02	<0.02	<0.02	<0.02	-	<0.02
	Acetamiprid	µg/L					-	-	-	-	<0.01	<0.01	<0.01	<0.01	<0.01	<0.01	<0.01	<0.01	-	<0.01
	Aclonifen	µg/L					-	-	-	-	<0.03	<0.03	<0.03	<0.03	<0.03	<0.03	<0.03	<0.03	-	<0.03
	Actril (Ioxynil)	µg/L			10[#4]	10[#4]	-	-	-	-	<0.01	<0.01	<0.01	<0.01	<0.01	<0.01	<0.01	<0.01	-	<0.01
	Atraton	µg/L					-	-	-	-	<0.01	<0.01	<0.01	<0.01	<0.01	<0.01	<0.01	<0.01	-	<0.01
	Atrazine	µg/L	0.01		0.6[#2]	0.6[#2]	-	-	-	-	<0.01	<0.01	<0.01	<0.01	<0.01	<0.01	<0.01	<0.01	-	<0.01
	Azinophos methyl	µg/L	0.02		0.01[#8]	0.01[#8]	-	-	-	-	<0.02	<0.04	<0.04	<0.04	<0.04	<0.02	<0.04	<0.04	-	<0.04

						Location	BH01033	BH01033	BH01033	BH01033	BH02002	BH02002	BH02002	BH02002	BH02002	BH02002	BH02002	BH02002	BH02002	BH03001
						Sampled_Date_Time	01/05/2020	02/06/2020	16/06/2020	25/09/2020	27/11/2019	22/01/2020	13/03/2020	02/04/2020	30/04/2020	29/05/2020	17/06/2020	30/09/2020	20/01/2021	10/12/2019
						Sample_Depth_Avg	53	53	54	41.47	36.77	36.6	57	57	53	57	57	36.15	35.31	49.45
						Project_ID	LTC - Phase 2 LTM	LTC - Phase 2 LTM	LTC - Phase 2 LTM	LTC - Phase 2 LTM	LTC - Phase 2	LTC - Phase 2	LTC - Phase 2	LTC - Phase 2 LTM	LTC - Phase 2 LTM	LTC - Phase 2 LTM	LTC - Phase 2 LTM	LTC - Phase 2 LTM	LTC - Phase 2 LTM	LTC - Phase 2
				UK Drinking Water Standards	UK Estuaries and coastal waters EQS	UK Freshwater EQS														
Chem_Group	**Analyte**	**Units**	**MDL**																	
	Baygon	µg/L					-	-	-	-	<0.01	<0.01	<0.01	<0.01	<0.01	<0.01	<0.01	<0.01	-	<0.01
	b-BHC	µg/L	0.01				-	-	-	-	<0.01	<0.01	<0.01	<0.01	<0.01	<0.01	<0.02	<0.01	-	<0.01
	Benazolin	µg/L					-	-	-	-	<0.05	<0.05	<0.05	<0.05	<0.05	<0.05	<0.05	<0.05	-	<0.05
	Bendiocarb	µg/L					-	-	-	-	<0.01	<0.01	<0.01	<0.01	<0.01	<0.01	<0.01	<0.01	-	<0.01
	Bentazone	µg/L			500[#4]	500[#4]	-	-	-	-	<0.01	<0.01	<0.01	<0.01	<0.01	<0.01	<0.01	<0.01	-	<0.01
	Bidrin	µg/L					-	-	-	-	<0.01	<0.01	<0.01	<0.01	<0.01	<0.01	<0.01	<0.01	-	<0.01
	Bromacil	µg/L					-	-	-	-	<0.01	<0.01	<0.01	<0.01	<0.01	<0.01	<0.01	<0.01	-	<0.01
	Bromazil	µg/L					-	-	-	-	<0.03	<0.03	<0.03	<0.03	<0.03	<0.03	<0.03	<0.03	-	<0.03
	Bromophos-ethyl	µg/L					-	-	-	-	<0.03	<0.03	<0.03	<0.03	<0.03	<0.03	<0.03	<0.03	-	<0.03
	Bromoxynil	µg/L			100[#4]	100[#4]	-	-	-	-	<0.01	<0.01	<0.01	<0.01	<0.01	<0.01	<0.01	<0.01	-	<0.01
	Carbaryl	µg/L					-	-	-	-	<0.01	<0.01	<0.01	<0.01	<0.01	<0.01	<0.01	<0.01	-	<0.01
	Carbendazim	µg/L				0.15[#4]	-	-	-	-	<0.01	<0.01	<0.01	<0.01	<0.01	<0.01	<0.01	0.034	-	<0.01
	Carbetamide	µg/L					-	-	-	-	<0.01	<0.01	<0.01	<0.01	<0.01	<0.01	<0.01	<0.01	-	<0.01
	Carbofuran	µg/L					-	-	-	-	<0.01	<0.01	<0.01	<0.01	<0.01	<0.01	<0.01	<0.01	-	<0.01
	Carbophenothion	µg/L	0.01				-	-	-	-	-	-	<0.01	<0.01	<0.02	<0.01	<0.2	<0.1	-	-
	Carboxin	µg/L					-	-	-	-	<0.02	<0.02	<0.02	<0.02	<0.02	<0.02	<0.02	<0.02	-	<0.02
	Chlorbromuron	µg/L					-	-	-	-	<0.01	<0.01	<0.01	<0.01	<0.01	<0.01	<0.01	<0.01	-	<0.01
	Chlordane (cis)	µg/L	0.01				-	-	-	-	<0.01	<0.01	<0.01	<0.01	<0.01	<0.01	<0.02	<0.01	-	<0.01
	Azinphos Ethyl	µg/L	0.02				-	-	-	-	<0.04	<0.04	<0.02	<0.02	<0.04	<0.02	<0.04	<0.04	-	<0.04
	Chlordane (trans)	µg/L	0.01				-	-	-	-	<0.01	<0.01	<0.01	<0.01	<0.01	<0.01	<0.02	<0.01	-	<0.01
	Chlorfenvinphos	µg/L	0.01		0.1[#2]	0.1[#2]	-	-	-	-	<0.01	<0.01	<0.01	<0.01	<0.01	<0.01	<0.01	<0.01	-	<0.01
	Chloridazon	µg/L					-	-	-	-	<0.01	<0.01	<0.01	<0.01	<0.01	<0.01	<0.01	<0.01	-	<0.01
	Chlorotoluron	µg/L			2[#4]	2[#4]	-	-	-	-	<0.01	<0.01	<0.01	<0.01	<0.01	<0.01	<0.01	<0.01	-	<0.01
	Chlorpyrifos	µg/L	0.01		0.03[#2]		-	-	-	-	<0.005	<0.005	<0.005	<0.005	<0.005	<0.005	<0.005	<0.005	-	<0.005
	Chlorpyrifos-methyl	µg/L	0.01				-	-	-	-	<0.01	<0.01	<0.01	<0.01	<0.02	<0.01	<0.02	<0.02	-	<0.02
	Chlorsulfuron	µg/L					-	-	-	-	-	-	<0.01	<0.01	<0.01	<0.01	<0.01	<0.01	-	-
	Clopyralid	µg/L					-	-	-	-	<0.03	<0.03	<0.03	<0.03	<0.03	<0.15	<0.3	<0.03	-	<0.03

						Location	BH01033	BH01033	BH01033	BH01033	BH02002	BH02002	BH02002	BH02002	BH02002	BH02002	BH02002	BH02002	BH02002	BH03001
						Sampled_Date_Time	01/05/2020	02/06/2020	16/06/2020	25/09/2020	27/11/2019	22/01/2020	13/03/2020	02/04/2020	30/04/2020	29/05/2020	17/06/2020	30/09/2020	20/01/2021	10/12/2019
						Sample_Depth_Avg	53	53	54	41.47	36.77	36.6	57	57	53	57	57	36.15	35.31	49.45
						Project_ID	LTC - Phase 2 LTM	LTC - Phase 2 LTM	LTC - Phase 2 LTM	LTC - Phase 2 LTM	LTC - Phase 2	LTC - Phase 2	LTC - Phase 2	LTC - Phase 2 LTM	LTC - Phase 2 LTM	LTC - Phase 2 LTM	LTC - Phase 2 LTM	LTC - Phase 2 LTM	LTC - Phase 2 LTM	LTC - Phase 2
				UK Drinking Water Standards	UK Estuaries and coastal waters EQS	UK Freshwater EQS														
Chem_Group	**Analyte**	**Units**	**MDL**																	
	Coumaphos	µg/L	0.01		0.03[#4]	0.03[#4]	-	-	-	-	<0.01	<0.01	<0.01	<0.01	<0.01	<0.01	<0.02	<0.02	-	<0.01
	Cyanazine	µg/L	0.01				-	-	-	-	<0.01	<0.01	<0.01	<0.01	<0.01	<0.01	<0.01	<0.01	-	<0.01
	Cyproconazole	µg/L					-	-	-	-	<0.01	<0.01	<0.01	<0.01	<0.01	<0.01	<0.01	<0.01	-	<0.01
	Cyromazine	µg/L					-	-	-	-	<0.05	<0.05	<0.05	<0.05	<0.05	<0.05	<0.05	<0.05	-	<0.05
	d-BHC	µg/L	0.01				-	-	-	-	<0.01	<0.01	<0.01	<0.01	<0.01	<0.01	<0.02	<0.01	-	<0.01
	DDD	µg/L	0.01		0.00625[#42]	0.00625[#42]	-	-	-	-	<0.01	<0.01	<0.01	<0.01	<0.01	<0.01	<0.02	<0.01	-	<0.01
	DDT	µg/L	0.01		0.01[#45]	0.01[#45]	-	-	-	-	<0.01	<0.01	<0.01	<0.01	<0.01	<0.02	<0.04	<0.06	-	<0.02
	Deisopropylatrazine	µg/L					-	-	-	-	<0.01	<0.01	<0.01	<0.01	<0.01	<0.01	<0.01	<0.01	-	<0.01
	Chlorothalonil	µg/L	0.01			0.035[#2]	-	-	-	-	<0.01	<0.01	<0.01	<0.01	<0.03	<0.02	<0.4	<0.1	-	<0.01
	Deethylatrazine	µg/L					-	-	-	-	<0.01	<0.01	<0.01	<0.01	<0.01	<0.01	<0.01	<0.01	-	<0.01
	Demeton-S-methyl	µg/L	0.01				-	-	-	-	-	-	<0.01	<0.01	<0.02	<0.01	<0.3	<0.1	-	-
	Diazinon	µg/L	0.01		0.01[#2]	0.01[#2]	-	-	-	-	<0.01	<0.01	<0.01	<0.01	<0.02	<0.01	<0.02	<0.02	-	<0.02
	Dicamba	µg/L					-	-	-	-	<0.03	<0.03	<0.03	<0.03	<0.03	<0.03	<0.03	<0.06	-	<0.03
	Dichlobenil	µg/L	0.01				-	-	-	-	-	-	<0.01	<0.01	<0.02	<0.01	<0.1	<0.1	-	-
	Dichlorvos	µg/L	0.01		0.04[#4]	0.001[#4]	-	-	-	-	<0.01	<0.01	<0.01	<0.01	<0.02	<0.01	<0.05	<0.05	-	<0.05
	Diclofop	µg/L					-	-	-	-	<0.02	<0.02	<0.02	<0.02	<0.02	<0.02	<0.02	<0.02	-	<0.02
	Dieldrin	µg/L	0.01	0.03[#1]	0.00125[#43]	0.0025[#44]	-	-	-	-	<0.01	<0.01	<0.01	<0.01	<0.01	<0.01	<0.02	<0.01	-	<0.01
	Difenoconazole	µg/L					-	-	-	-	<0.02	<0.02	<0.02	<0.02	<0.02	<0.02	<0.02	<0.02	-	<0.02
	Difenoxuron	µg/L					-	-	-	-	<0.02	<0.02	<0.02	<0.02	<0.02	<0.02	<0.02	<0.02	-	<0.02
	Diflubenzuron	µg/L			0.005[#4]	0.001[#4]	-	-	-	-	<0.02	<0.02	<0.02	<0.02	<0.02	<0.02	<0.02	<0.02	-	<0.02
	Diflufenican	µg/L					-	-	-	-	<0.01	<0.01	<0.01	<0.01	<0.01	<0.01	<0.01	<0.01	-	<0.01
	Dimethoate	µg/L	0.01		0.48[#2]	0.48[#2]	-	-	-	-	<0.01	<0.01	<0.01	<0.01	<0.01	<0.01	<0.01	<0.01	-	<0.01
	Dinoseb	µg/L					-	-	-	-	<0.02	<0.02	<0.02	<0.02	<0.02	<0.02	<0.02	<0.02	-	<0.02
	Disulfoton	µg/L	0.01				-	-	-	-	-	-	<0.01	<0.01	<0.02	<0.01	<0.1	<0.1	-	-
	Diuron	µg/L			0.2[#2]	0.2[#2]	-	-	-	-	<0.01	<0.01	<0.01	<0.01	<0.01	<0.01	<0.01	<0.01	-	<0.01
	Endosulfan I	µg/L	0.01				-	-	-	-	<0.01	<0.01	<0.01	<0.01	<0.01	<0.01	<0.02	<0.01	-	<0.01
	Endosulfan II	µg/L	0.02				-	-	-	-	<0.02	<0.02	<0.02	<0.02	<0.02	<0.02	<0.04	<0.02	-	<0.02

						Location	BH01033	BH01033	BH01033	BH01033	BH02002	BH02002	BH02002	BH02002	BH02002	BH02002	BH02002	BH02002	BH02002	BH03001
						Sampled_Date_Time	01/05/2020	02/06/2020	16/06/2020	25/09/2020	27/11/2019	22/01/2020	13/03/2020	02/04/2020	30/04/2020	29/05/2020	17/06/2020	30/09/2020	20/01/2021	10/12/2019
						Sample_Depth_Avg	53	53	54	41.47	36.77	36.6	57	57	53	57	57	36.15	35.31	49.45
						Project_ID	LTC - Phase 2 LTM	LTC - Phase 2 LTM	LTC - Phase 2 LTM	LTC - Phase 2 LTM	LTC - Phase 2	LTC - Phase 2	LTC - Phase 2	LTC - Phase 2 LTM	LTC - Phase 2 LTM	LTC - Phase 2 LTM	LTC - Phase 2 LTM	LTC - Phase 2 LTM	LTC - Phase 2 LTM	LTC - Phase 2
				UK Drinking Water Standards	UK Estuaries and coastal waters EQS	UK Freshwater EQS														
Chem_Group	**Analyte**	**Units**	**MDL**																	
	Endosulfan sulphate	µg/L	0.02				-	-	-	-	-	-	<0.02	<0.02	<0.02	<0.02	<0.04	<0.04	-	-
	Endrin	µg/L	0.01		0.00125[#43]	0.0025[#44]	-	-	-	-	<0.01	<0.01	<0.01	<0.01	<0.01	<0.01	<0.02	<0.02	-	<0.01
	s-Ethyl dipropylthiocarbamate	µg/L					-	-	-	-	<0.02	<0.02	<0.02	<0.02	<0.02	<0.02	<0.02	<0.02	-	<0.02
	Ethiofencarb	µg/L					-	-	-	-	<0.02	<0.02	<0.02	<0.02	<0.02	<0.02	<0.02	<0.02	-	<0.02
	Ethion	µg/L	0.01				-	-	-	-	<0.02	<0.02	<0.01	<0.01	<0.02	<0.01	<0.02	<0.02	-	<0.02
	Ethoprop	µg/L					-	-	-	-	<0.02	<0.02	<0.02	<0.02	<0.02	<0.02	<0.02	<0.02	-	<0.02
	Ethofumesate	µg/L					-	-	-	-	<0.01	<0.01	<0.01	<0.01	<0.01	<0.01	<0.01	<0.01	-	<0.01
	Etridiazole	µg/L	0.01				-	-	-	-	<0.01	<0.01	<0.01	<0.01	<0.01	<0.01	<0.1	<0.1	-	<0.01
	Fenamiphos	µg/L					-	-	-	-	<0.02	<0.02	<0.02	<0.02	<0.02	<0.02	<0.02	<0.02	-	<0.02
	Fenarimol	µg/L					-	-	-	-	<0.03	<0.03	<0.03	<0.03	<0.03	<0.03	<0.03	<0.03	-	<0.03
	Fenitrothion	µg/L	0.01		0.01[#4]	0.01[#4]	-	-	-	-	<0.01	<0.01	<0.01	<0.01	<0.02	<0.01	<0.3	<0.2	-	<0.1
	Fensulfothion	µg/L					-	-	-	-	<0.02	<0.02	<0.02	<0.02	<0.02	<0.02	<0.02	<0.02	-	<0.02
	Fenhexamid	µg/L					-	-	-	-	<0.03	<0.03	<0.03	<0.03	<0.03	<0.03	<0.03	<0.03	-	<0.03
	Fenoxycarb	µg/L					-	-	-	-	<0.02	<0.02	<0.02	<0.02	<0.02	<0.02	<0.02	<0.02	-	<0.02
	Fenthion	µg/L	0.01				-	-	-	-	<0.01	<0.01	<0.01	<0.01	<0.02	<0.01	<0.2	<0.1	-	<0.1
	Fenpropimorf	µg/L					-	-	-	-	<0.01	<0.01	<0.01	<0.01	<0.01	<0.01	<0.01	<0.01	-	<0.01
	Fluroxypyr	µg/L					-	-	-	-	<0.02	<0.02	<0.02	<0.02	<0.02	<0.02	<0.02	<0.02	-	<0.02
	Flutolanil	µg/L					-	-	-	-	<0.02	<0.02	<0.02	<0.02	<0.02	<0.02	<0.02	<0.02	-	<0.02
	Fonofos	µg/L					-	-	-	-	<0.05	<0.05	<0.05	<0.05	<0.05	<0.05	<0.05	<0.05	-	<0.05
	EPTC	µg/L									-	-								-
	g-BHC (Lindane)	µg/L	0.01				-	-	-	-	<0.01	<0.01	<0.01	<0.01	<0.01	<0.01	<0.02	<0.01	-	<0.01
	Haloxyfop-methyl	µg/L					-	-	-	-	<0.03	<0.03	<0.03	<0.03	<0.03	<0.03	<0.03	<0.03	-	<0.03
	Thifensulfuron	µg/L					-	-	-	-	<0.01	<0.01	<0.01	<0.01	<0.01	<0.01	<0.01	<0.01	-	<0.01
	Heptachlor	µg/L	0.01	0.03[#1]			-	-	-	-	<0.01	<0.01	<0.01	<0.01	<0.01	<0.01	<0.02	<0.02	-	<0.01
	Hexaconazole	µg/L					-	-	-	-	<0.02	<0.02	<0.02	<0.02	<0.02	<0.02	<0.02	<0.02	-	<0.02
	Hexazinone	µg/L					-	-	-	-	<0.01	<0.01	<0.01	<0.01	<0.01	<0.01	<0.01	<0.01	-	<0.01
	Hydroxyatrazine	µg/L					-	-	-	-	0.014	<0.01	<0.01	<0.01	<0.01	<0.01	<0.01	<0.01	-	<0.01

						Location	BH01033	BH01033	BH01033	BH01033	BH02002	BH02002	BH02002	BH02002	BH02002	BH02002	BH02002	BH02002	BH02002	BH03001
						Sampled_Date_Time	01/05/2020	02/06/2020	16/06/2020	25/09/2020	27/11/2019	22/01/2020	13/03/2020	02/04/2020	30/04/2020	29/05/2020	17/06/2020	30/09/2020	20/01/2021	10/12/2019
						Sample_Depth_Avg	53	53	54	41.47	36.77	36.6	57	57	53	57	57	36.15	35.31	49.45
						Project_ID	LTC - Phase 2 LTM	LTC - Phase 2 LTM	LTC - Phase 2 LTM	LTC - Phase 2 LTM	LTC - Phase 2	LTC - Phase 2	LTC - Phase 2	LTC - Phase 2 LTM	LTC - Phase 2 LTM	LTC - Phase 2 LTM	LTC - Phase 2 LTM	LTC - Phase 2 LTM	LTC - Phase 2 LTM	LTC - Phase 2
				UK Drinking Water Standards	UK Estuaries and coastal waters EQS	UK Freshwater EQS														
Chem_Group	**Analyte**	**Units**	**MDL**																	
	Iprodione	µg/L					-	-	-	-	<0.03	<0.03	<0.03	<0.03	<0.03	<0.03	<0.03	<0.03	-	<0.03
	Isodrin	µg/L	0.01		0.00125[#43]	0.0025[#44]	-	-	-	-	<0.01	<0.01	<0.01	<0.01	<0.01	<0.01	<0.02	<0.01	-	<0.01
	Isoproturon	µg/L			0.3[#2]	0.3[#2]	-	-	-	-	<0.01	<0.01	<0.01	<0.01	<0.01	<0.01	<0.01	<0.01	-	<0.01
	Linuron	µg/L			0.5[#2]	0.5[#2]	-	-	-	-	<0.02	<0.02	<0.02	<0.02	<0.02	<0.02	<0.02	<0.02	-	<0.02
	Malathion	µg/L	0.01		0.02[#4]	0.01[#4]	-	-	-	-	<0.01	<0.01	<0.01	<0.01	<0.01	<0.01	<0.01	<0.01	-	<0.01
	2-Methyl-4-chlorophenoxyacetic acid	µg/L					-	-	-	-	<0.01	<0.01	<0.01	<0.01	<0.01	<0.01	<0.01	<0.01	-	<0.01
	2-Methyl-4-Chlorophenoxy Butanoic Acid	µg/L					-	-	-	-	<0.02	<0.02	<0.02	<0.02	<0.02	<0.02	<0.02	<0.02	-	<0.02
	Mecoprop	µg/L			18[#2]	18[#2]	-	-	-	-	<0.01	<0.01	<0.01	<0.01	<0.01	<0.01	<0.01	<0.01	-	<0.01
	Mefenpyr-diethyl	µg/L					-	-	-	-	<0.02	<0.02	<0.02	<0.02	<0.02	<0.02	<0.02	<0.02	-	<0.02
	Metachlor	µg/L	0.01		0.3[#2]	0.3[#2]	-	-	-	-	<0.01	<0.01	<0.01	<0.01	<0.01	<0.01	<0.02	<0.02	-	<0.01
	Metalaxyl	µg/L					-	-	-	-	<0.01	<0.01	<0.01	<0.01	<0.01	<0.01	<0.01	<0.01	-	<0.01
	Methamidophos	µg/L					-	-	-	-	<0.01	<0.01	<0.01	<0.01	<0.01	<0.01	<0.01	<0.01	-	<0.01
	Methidathion	µg/L					-	-	-	-	<0.01	<0.01	<0.01	<0.01	<0.01	<0.01	<0.01	<0.01	-	<0.01
	Methiocarb	µg/L				0.01[#4]	-	-	-	-	<0.01	<0.01	<0.01	<0.01	<0.01	<0.01	<0.01	<0.01	-	<0.01
	Methomyl	µg/L					-	-	-	-	<0.01	<0.01	<0.01	<0.01	<0.01	<0.01	<0.01	<0.01	-	<0.01
	Methoxychlor	µg/L	0.01				-	-	-	-	<0.01	<0.01	<0.01	<0.01	<0.01	<0.02	<0.04	<0.07	-	<0.02
	Methoxyfenozide	µg/L					-	-	-	-	<0.03	<0.03	<0.03	<0.03	<0.03	<0.03	<0.03	<0.03	-	<0.03
	Methyl parathion	µg/L	0.01				-	-	-	-	<0.01	<0.01	<0.01	<0.01	<0.02	<0.01	<0.3	<0.2	-	<0.1
	Metolachlor	µg/L					-	-	-	-	<0.01	<0.01	<0.01	<0.01	<0.01	<0.01	<0.01	<0.01	-	<0.01
	Metoxuron	µg/L					-	-	-	-	<0.01	<0.01	<0.01	<0.01	<0.01	<0.01	<0.01	<0.01	-	<0.01
	Metsulfuron Methyl	µg/L					-	-	-	-	<0.01	<0.01	<0.01	<0.01	<0.01	<0.01	<0.01	<0.01	-	<0.01
	Mevinphos (Phosdrin)	µg/L	0.01			0.02(MAC)[#46]	-	-	-	-	<0.01	<0.01	<0.01	<0.01	<0.02	<0.01	<0.2	<0.1	-	<0.1
	Molinate	µg/L					-	-	-	-	<0.01	<0.01	<0.01	<0.01	<0.01	<0.01	<0.01	<0.01	-	<0.01
	Monlinuran	µg/L					-	-	-	-	<0.02	<0.02	<0.02	<0.02	<0.02	<0.02	<0.02	<0.02	-	<0.02
	Monocrotophos	µg/L					-	-	-	-	<0.01	<0.01	<0.01	<0.01	<0.01	<0.01	<0.01	<0.01	-	<0.01
	Napropamide	µg/L					-	-	-	-	<0.01	<0.01	<0.01	<0.01	<0.01	<0.01	<0.01	<0.01	-	<0.01
	Flusilazole (NuStar)	µg/L					-	-	-	-	<0.01	<0.01	<0.01	<0.01	<0.01	<0.01	<0.01	<0.01	-	<0.01

						Location	BH01033	BH01033	BH01033	BH01033	BH02002	BH02002	BH02002	BH02002	BH02002	BH02002	BH02002	BH02002	BH02002	BH03001
						Sampled_Date_Time	01/05/2020	02/06/2020	16/06/2020	25/09/2020	27/11/2019	22/01/2020	13/03/2020	02/04/2020	30/04/2020	29/05/2020	17/06/2020	30/09/2020	20/01/2021	10/12/2019
						Sample_Depth_Avg	53	53	54	41.47	36.77	36.6	57	57	53	57	57	36.15	35.31	49.45
						Project_ID	LTC - Phase 2 LTM	LTC - Phase 2 LTM	LTC - Phase 2 LTM	LTC - Phase 2 LTM	LTC - Phase 2	LTC - Phase 2	LTC - Phase 2	LTC - Phase 2 LTM	LTC - Phase 2 LTM	LTC - Phase 2 LTM	LTC - Phase 2 LTM	LTC - Phase 2 LTM	LTC - Phase 2 LTM	LTC - Phase 2
				UK Drinking Water Standards	UK Estuaries and coastal waters EQS	UK Freshwater EQS														
Chem_Group	**Analyte**	**Units**	**MDL**																	
	o,p-DDD	µg/L	0.01				-	-	-	-	<0.01	<0.01	<0.01	<0.01	<0.01	<0.01	<0.02	<0.01	-	<0.01
	o,p'-DDE	µg/L	0.01				-	-	-	-	<0.01	<0.01	<0.01	<0.01	<0.01	<0.01	<0.02	<0.01	-	<0.01
	o,p-Methoxychlor	µg/L	0.01				-	-	-	-	-	-	<0.01	<0.01	<0.01	<0.02	<0.04	<0.04	-	-
	Omethoate	µg/L	0.01			0.01[#4]	-	-	-	-	<0.01	<0.01	<0.02	<0.01	<0.01	<0.01	<0.03	<0.03	-	<0.01
	Oxamyl	µg/L					-	-	-	-	<0.01	<0.01	<0.01	<0.01	<0.01	<0.01	<0.01	<0.01	-	<0.01
	Paclobutrazol	µg/L					-	-	-	-	<0.02	<0.02	<0.02	<0.02	<0.02	<0.02	<0.02	<0.02	-	<0.02
	Methyl Paraoxon	µg/L					-	-	-	-	<0.02	<0.02	<0.02	<0.02	<0.02	<0.02	<0.02	<0.02	-	<0.02
	Parathion	µg/L	0.01				-	-	-	-	<0.01	<0.01	<0.01	<0.01	<0.02	<0.01	<0.2	<0.1	-	<0.1
	Pendimethalin	µg/L	0.01			0.3[#2]	-	-	-	-	<0.01	<0.01	<0.01	<0.01	<0.02	<0.01	<0.03	<0.03	-	<0.03
	Imidacloprid	µg/L					-	-	-	-	<0.01	<0.01	<0.01	<0.01	<0.01	<0.01	<0.01	<0.01	-	<0.01
	Permethrin	µg/L	0.01		0.0002[#4]	0.001[#4]	-	-	-	-	-	-	<0.01	<0.01	<0.01	<0.01	<0.02	<0.01	-	-
	Permethrin II	µg/L	0.01				-	-	-	-	-	-	<0.01	<0.01	<0.01	<0.01	<0.02	<0.01	-	-
	Phorate	µg/L	0.01				-	-	-	-	<0.01	<0.01	<0.01	<0.01	<0.02	<0.01	<0.03	<0.03	-	<0.03
	Phosmet	µg/L					-	-	-	-	<0.05	<0.05	<0.05	<0.05	<0.05	<0.05	<0.05	<0.05	-	<0.05
	Lenacil	µg/L					-	-	-	-	<0.03	<0.03	<0.03	<0.03	<0.03	<0.03	<0.03	<0.03	-	<0.03
	Picloram	µg/L					-	-	-	-	<0.02	<0.02	<0.02	<0.02	<0.02	<0.05	<0.05	<0.02	-	<0.02
	Picoxystrobin	µg/L					-	-	-	-	<0.01	<0.01	<0.01	<0.01	<0.01	<0.01	<0.01	<0.01	-	<0.01
	Pirimicarb	µg/L			1[#4]	1[#4]	-	-	-	-	<0.01	<0.01	<0.01	<0.01	<0.01	<0.01	<0.01	<0.01	-	<0.01
	Pirimiphos-methyl	µg/L	0.01		0.015[#4]	0.015[#4]	-	-	-	-	<0.01	<0.01	<0.01	<0.01	<0.01	<0.01	<0.01	<0.01	-	<0.01
	Pirimphos-ethyl	µg/L					-	-	-	-	<0.02	<0.02	<0.02	<0.02	<0.02	<0.02	<0.02	<0.02	-	<0.02
	Prochloraz	µg/L			4[#4]	4[#4]	-	-	-	-	<0.02	<0.02	<0.02	<0.02	<0.02	<0.02	<0.02	<0.02	-	<0.02
	Profenofos	µg/L					-	-	-	-	<0.01	<0.01	<0.01	<0.01	<0.01	<0.01	<0.01	<0.01	-	<0.01
	Promecarb	µg/L					-	-	-	-	<0.01	<0.01	<0.01	<0.01	<0.01	<0.01	<0.01	<0.01	-	<0.01
	Prometon	µg/L					-	-	-	-	<0.02	<0.02	<0.02	<0.02	<0.02	<0.02	<0.02	<0.02	-	<0.02
	Prometryn	µg/L	0.01				-	-	-	-	<0.01	<0.01	<0.01	<0.01	<0.01	<0.01	<0.01	<0.01	-	<0.01
	Pronamide	µg/L	0.01		100[#4]	100[#4]	-	-	-	-	<0.01	<0.01	<0.01	<0.01	<0.01	<0.01	<0.01	<0.01	-	<0.01 - 0.288
	Propanil	µg/L					-	-	-	-	<0.03	<0.03	<0.03	<0.03	<0.03	<0.03	<0.03	<0.03	-	<0.03

						Location	BH01033	BH01033	BH01033	BH01033	BH02002	BH02002	BH02002	BH02002	BH02002	BH02002	BH02002	BH02002	BH02002	BH03001
						Sampled_Date_Time	01/05/2020	02/06/2020	16/06/2020	25/09/2020	27/11/2019	22/01/2020	13/03/2020	02/04/2020	30/04/2020	29/05/2020	17/06/2020	30/09/2020	20/01/2021	10/12/2019
						Sample_Depth_Avg	53	53	54	41.47	36.77	36.6	57	57	53	57	57	36.15	35.31	49.45
						Project_ID	LTC - Phase 2 LTM	LTC - Phase 2 LTM	LTC - Phase 2 LTM	LTC - Phase 2 LTM	LTC - Phase 2	LTC - Phase 2	LTC - Phase 2	LTC - Phase 2 LTM	LTC - Phase 2 LTM	LTC - Phase 2 LTM	LTC - Phase 2 LTM	LTC - Phase 2 LTM	LTC - Phase 2 LTM	LTC - Phase 2
				UK Drinking Water Standards	UK Estuaries and coastal waters EQS	UK Freshwater EQS														
Chem_Group	**Analyte**	**Units**	**MDL**																	
	Propazine	µg/L	0.01				-	-	-	-	<0.01	<0.01	<0.01	<0.01	<0.01	<0.01	<0.01	<0.01	-	<0.01
	Propham	µg/L					-	-	-	-	<0.05	<0.05	<0.05	<0.05	<0.05	<0.05	<0.05	<0.05	-	<0.05
	Propiconazole	µg/L					-	-	-	-	0.049	<0.01	<0.01	<0.01	<0.01	<0.01	<0.01	<0.01	-	<0.01
	Propoxycarbazone-sodium	µg/L					-	-	-	-	<0.01	<0.05	<0.01	<0.01	<0.01	<0.05	<0.01	<0.01	-	<0.01
	Pursuit	µg/L					-	-	-	-	<0.01	<0.01	<0.01	<0.01	<0.01	<0.01	<0.01	<0.01	-	<0.01
	Pyriproxyfen	µg/L					-	-	-	-	<0.03	<0.03	<0.03	<0.03	<0.03	<0.03	<0.03	<0.03	-	<0.03
	Quinclorac	µg/L					-	-	-	-	<0.02	<0.02	<0.02	<0.02	<0.02	<0.02	<0.02	<0.02	-	<0.02
	Quinoxyfen	µg/L					-	-	-	-	<0.04	<0.04	<0.04	<0.04	<0.04	<0.04	<0.04	<0.04	-	<0.04
	Savey	µg/L					-	-	-	-	<0.02	<0.02	<0.02	<0.02	<0.02	<0.02	<0.02	<0.02	-	<0.02
	Sethoxydim	µg/L					-	-	-	-	<0.02	<0.02	<0.02	<0.02	<0.02	<0.02	<0.02	<0.02	-	<0.02
	Simazine	µg/L	0.01		1[#2]	1[#2]	-	-	-	-	<0.01	<0.01	<0.01	<0.01	<0.01	<0.01	<0.01 - 0.114	<0.01	-	<0.01
	Tebuthiuron	µg/L					-	-	-	-	<0.02	<0.02	<0.02	<0.02	<0.02	<0.02	<0.02	<0.02	-	<0.02
	Terbutryn	µg/L	0.01				-	-	-	-	<0.01	<0.01	<0.01	<0.01	<0.01	<0.01	<0.01	<0.01	-	<0.01
	Terbuthylazine	µg/L					-	-	-	-	-	-	<0.01	<0.01	<0.01	<0.01	<0.01	<0.01	-	-
	Terbutylazine	µg/L									<0.01	<0.01								<0.01
	Phosalone	µg/L	0.01				-	-	-	-	<0.01	<0.01	<0.01	<0.01	<0.01	<0.01	<0.01	<0.01	-	<0.01
	Phosphamidon	µg/L	0.01				-	-	-	-	<0.01	<0.01	<0.01	<0.01	<0.01	<0.01	<0.01	<0.01	-	<0.01
	Thiobencarb	µg/L					-	-	-	-	<0.01	<0.01	<0.01	<0.01	<0.01	<0.01	<0.01	<0.01	-	<0.01
	Thiophanate-methyl	µg/L					-	-	-	-	<0.03	<0.03	<0.03	<0.03	<0.03	<0.03	<0.03	<0.03	-	<0.03
	Triadimefon	µg/L	0.01				-	-	-	-	<0.01	<0.01	<0.01	<0.01	<0.02	<0.01	<0.02	<0.02	-	<0.02
	Triadimenol	µg/L					-	-	-	-	<0.01	<0.01	<0.01	<0.01	<0.01	<0.01	<0.01	<0.01	-	<0.01
	Triallate	µg/L	0.01		0.25[#4]	0.25[#4]	-	-	-	-	<0.05	<0.05	<0.01	<0.01	<0.02	<0.01	<0.05	<0.05	-	<0.05
	Triasulfuron	µg/L					-	-	-	-	<0.02	<0.02	<0.02	<0.02	<0.02	<0.02	<0.02	<0.02	-	<0.02
	Tributyl phosphate	µg/L	0.01		50[#4]	50[#4]	-	-	-	-	-	<0.01	-	-	-	-	-	-	-	<0.01
	Triclopyr	µg/L					-	-	-	-	<0.03	<0.03	<0.03	<0.03	<0.03	<0.03	<0.03	<0.03	-	<0.03
	Triclosan	µg/L					-	-	-	-	<0.5	<0.05	<0.075	<0.15	<0.05	<0.5	<0.5	<0.05	-	<0.05
	Trifluralin	µg/L	0.01		0.03[#2]	0.03[#2]	-	-	-	-	<0.02	<0.01	<0.01	<0.01	<0.01	<0.01	<0.02	<0.01	-	<0.01

						Location	BH01033	BH01033	BH01033	BH01033	BH02002	BH02002	BH02002	BH02002	BH02002	BH02002	BH02002	BH02002	BH02002	BH03001
						Sampled_Date_Time	01/05/2020	02/06/2020	16/06/2020	25/09/2020	27/11/2019	22/01/2020	13/03/2020	02/04/2020	30/04/2020	29/05/2020	17/06/2020	30/09/2020	20/01/2021	10/12/2019
						Sample_Depth_Avg	53	53	54	41.47	36.77	36.6	57	57	53	57	57	36.15	35.31	49.45
						Project_ID	LTC - Phase 2 LTM	LTC - Phase 2 LTM	LTC - Phase 2 LTM	LTC - Phase 2 LTM	LTC - Phase 2	LTC - Phase 2	LTC - Phase 2	LTC - Phase 2 LTM	LTC - Phase 2 LTM	LTC - Phase 2 LTM	LTC - Phase 2 LTM	LTC - Phase 2 LTM	LTC - Phase 2 LTM	LTC - Phase 2
				UK Drinking Water Standards	UK Estuaries and coastal waters EQS	UK Freshwater EQS														
Chem_Group	**Analyte**	**Units**	**MDL**																	
	Tebuconazole	µg/L					-	-	-	-	0.062	0.012	<0.01	<0.01	<0.01	<0.01	<0.01	<0.01	-	0.036
	Telodrin	µg/L	0.01				-	-	-	-	<0.01	<0.01	<0.01	<0.01	<0.01	<0.01	<0.1	<0.1	-	<0.01
	Triazophos	µg/L	0.01		0.005[#4]	0.005[#4]	-	-	-	-	<0.02	<0.02	<0.01	<0.01	<0.02	<0.01	<0.02	<0.02	-	<0.02
	Tricyclazole	µg/L					-	-	-	-	<0.01	<0.01	<0.01	<0.01	<0.01	<0.01	<0.01	<0.01	-	<0.01
Surrogate	Surrogate Value	%					-	-	-	-	-	-	-	82.4	88	-	87.9	93.3	-	-
SVOC TIC	SVOC TICS - Detect	Detect					-	-	-	-	-	0	-	-	-	-	-	-	-	-
	SVOC Tentatively Identified Compounds	µg/L	10				-	-	-	-	-	<10	-	-	-	-	-	-	-	-
VOC TIC	VOC TICs - Detect	Detect					-	-	-	-	-	0	-	-	-	-	-	-	-	-
	VOC Tentatively Identified Compounds	µg/l	10				-	-	-	-	-	<10	-	-	-	-	-	-	-	-
Other	Biochemical Oxygen Demand (5-day test)	µg/L	1000				-	-	-	4360	-	-	-	-	-	-	-	<1000	-	-
	Redox	mV					-	-	-	-	-	-	-	154	176	-	144	143	-	-
	Salinity (no units)	PSS-78									-	-								-
	Conductivity @ 20oC	µS/cm	5				605	645	640	554	599	542	520	549	565	540	558	541	543	478
	Total Dissolved Solids (Filtered)	mg/L	10				1680	500	761	416	-	-	-	338	420	417	393	251	-	-
	Biological Oxygen Demand	mg/L	1				4.8	7.13	3.87	-	3.62	<1	<1	<1	<1	2.04	<1	-	-	2.11
	Chemical Oxygen Demand	mg/L	7				840	696	793	565	53.6	<7	69.5	147	278	369	67.5	144	-	348
	Dissolved Organic Carbon (Filtered)	µg/L	3000				9990	7930	8250	4900	5410	<3000	3970	<3000	<3000	<3000	3470	4410	<3000	3220
	pH (Lab)	pH_Units	1	6.5-9.5[#1]	6-8.5(MAC)[#46]	6-9(MAC)[#46]	8.41	8.19	8.22	8.05	8.03	7.76	8.02	7.73	7.63	7.83	7.6	7.71	7.6	8.09
	Total Organic Carbon	mg/l	3								-	-								-

Environmental Standards Comments

						Location	BH01033	BH01033	BH01033	BH01033	BH02002	BH02002	BH02002	BH02002	BH02002	BH02002	BH02002	BH02002	BH02002	BH03001
						Sampled_Date_Time	01/05/2020	02/06/2020	16/06/2020	25/09/2020	27/11/2019	22/01/2020	13/03/2020	02/04/2020	30/04/2020	29/05/2020	17/06/2020	30/09/2020	20/01/2021	10/12/2019
						Sample_Depth_Avg	53	53	54	41.47	36.77	36.6	57	57	53	57	57	36.15	35.31	49.45
						Project_ID	LTC - Phase 2 LTM	LTC - Phase 2 LTM	LTC - Phase 2 LTM	LTC - Phase 2 LTM	LTC - Phase 2	LTC - Phase 2	LTC - Phase 2	LTC - Phase 2 LTM	LTC - Phase 2 LTM	LTC - Phase 2 LTM	LTC - Phase 2 LTM	LTC - Phase 2 LTM	LTC - Phase 2 LTM	LTC - Phase 2
				UK Drinking Water Standards	UK Estuaries and coastal waters EQS	UK Freshwater EQS														
Chem_Group	**Analyte**	**Units**	**MDL**																	

#1:Water Supply (Water Quality) Regulations 2016.
#2:Water Framework Directive (Standards and Classification) Directions (England and Wales) 2015.
#3:Operational Targets and EQS. EA, April 2018
#4:Water Framework Directive (Standards & Classification) Directions (England & Wales) 2015. Dissolved fraction.
#5:Water Framework Directive (Standards & Classification) Directions (England & Wales) 2015. Dissolved fraction. Lowest criteria presented (<40mg/l of CaCO3). See 'further assessment' if criteria exceeded and hardness (CaCO3) data available.
#6:Water Framework Directive (Standards and Classification) Directions (England and Wales) 2015. Dissolved Fraction. If hexavalent chromium (CrVI) data is available, a value of 4.7µg/l may be appropriate for the remaining trivalent chromium (CrIII).
#7:Operational Targets and EQS. EA, April 2018. Dissolved fraction.
#8:Water Framework Directive (Standards and Classification) Directions (England and Wales) 2015. Dissolved Fraction. If DOC >1mg/l then a higher criteria applies [3.76+(2.677x((DOC/2)-0.5))]
#9:Water Framework Directive (Standards & Classification) Directions (England & Wales) 2015. Dissolved & bioavailable (bio) fraction plus background. M-BAT tool to assess: http://wfduk.org/resources/rivers-lakes-metal-bioavailability-assessment-tool-m-bat
#10:Water Framework Directive (Standards & Classification) Directions (England & Wales) 2015. Bioavailable (bio) fraction. M-BAT tool to assess: http://wfduk.org/resources/rivers-lakes-metal-bioavailability-assessment-tool-m-bat
#11:Water Framework Directive (Standards and Classification) Directions (England and Wales) 2015. Dissolved Fraction. MAC adopted in absence of AA value.
#12:Guidelines for Drinking-water Quality, 4th Edition. WHO, 2011. Informal value.
#13:Operational Targets and EQS. EA, April 2018.
#14:Operational Targets and EQS. EA, April 2018. Lowest criteria presented (<200mg/l CaCO3). See 'further assessment' values if criteria exceeded and hardness (CaCO3) data available.
#15:Guidelines for Drinking-water Quality, 4th Edition. WHO, 2011. Based on taste rather than a formal guideline.
#16:Operational Targets and EQS. EA, April 2018. Dissolved plus ambient background concentration. For saltwater, an Ambient Background Concentration of 1.1 µg/l has been used.
#17:Water Framework Directive (Standards and Classification) Directions (England and Wales) 2015. Indicator of 'good' status (90%ile) - Ammonia standard for lakes and rivers (total ammonia as nitrogen).
#18:Operational Targets and EQS. EA, April 2018. Dissolved fraction. Lowest criteria presented (<50 mg/l CaCO3). See 'further assessment' values if criteria exceeded and hardness (CaCO3) data available.
#19:Water Supply (Water Quality) Regulations 2016. As NO3.
#20:Water Supply (Water Quality) Regulations 2016. As NO2

						Location	BH01033	BH01033	BH01033	BH01033	BH02002	BH02002	BH02002	BH02002	BH02002	BH02002	BH02002	BH02002	BH02002	BH03001
						Sampled_Date_Time	01/05/2020	02/06/2020	16/06/2020	25/09/2020	27/11/2019	22/01/2020	13/03/2020	02/04/2020	30/04/2020	29/05/2020	17/06/2020	30/09/2020	20/01/2021	10/12/2019
						Sample_Depth_Avg	53	53	54	41.47	36.77	36.6	57	57	53	57	57	36.15	35.31	49.45
						Project_ID	LTC - Phase 2 LTM	LTC - Phase 2 LTM	LTC - Phase 2 LTM	LTC - Phase 2 LTM	LTC - Phase 2	LTC - Phase 2	LTC - Phase 2	LTC - Phase 2 LTM	LTC - Phase 2 LTM	LTC - Phase 2 LTM	LTC - Phase 2 LTM	LTC - Phase 2 LTM	LTC - Phase 2 LTM	LTC - Phase 2
				UK Drinking Water Standards	UK Estuaries and coastal waters EQS	UK Freshwater EQS														
Chem_Group	**Analyte**	**Units**	**MDL**																	

#20:Water Supply (Water Quality) Regulations 2016. As NO3.
#21:Water Supply (Water Quality) Regulations 2016. As SO4.
#22:Water Supply (Water Quality) Regulations 2016. Value of 0.1µg/l for PAH split between four individual PAH. Requires summation of benzo(b)fluoranthene, benzo(k)fluoranthene, benzo(ghiperylene and indeno(123cd)pyrene to use 0.1µg/l value.
#23:Water Framework Directive (Standards and Classification) Directions (England and Wales) 2015. Benzo(a)pyrene can be considered as a marker for other PAH for comparison with the corresponding AA-EQS in water.
#24:No UK DWS for total petroleum hydrocarbons (TPH), or speciated TPH fractions. A value of 10 µg/l is adopted for sum TPH based on the rescinded Private Water Supply Regulations, 1991.
#25:No UK EQS for total petroleum hydrocarbons (TPH), or speciated TPH fractions. A value of 50 µg/l is adopted for sum TPH protection of surface water based on 50µg/l-1000µg/l (Surface Waters (Abstraction for Drinking Water) Regulations 1989).
#26:Guidelines for Drinking-water Quality, 4th Edition. WHO, 2011
#27:Proposed Environmental Quality Standard, in absence of legislative standard (Ayscough et al., 2002). https://assets.publishing.service.gov.uk/government/uploads/system/uploads/attachment_data/file/291223/sp2-115-tr4-e-e.pdf
#28:Guidelines for Drinking-water Quality, 4th Edition. WHO, 2011. Value of 500µg/l for sum xylenes split between isomers. Requires summation of m,p & o isomers to use 500µg/l value.
#29:Operational Targets and EQS. EA, April 2018. Value of 30µg/l for sum xylenes split between isomers. Requires summation of m,p & o isomers to use 30µg/l value.
#30:The taste and odour threshold of 15µg/l is commonly adopted as a guide.
#31:The taste and odour threshold of 15µg/l is commonly adopted as a guide. In situations where there is no risk to a drinking water supply or aquifer, a PNEC value of 2,600µg/l may be used.
#32:Water Framework Directive (Standards and Classification) Directions (England and Wales) 2015. Value of 140µg/l for tetrachloroethane split between 2 isomers. Requires summation of 2 isomers to use 140µg/l value.
#33:Guidelines for Drinking-water Quality, 4th Edition. WHO, 2011. In Scotland a value of 200µg/l is used (WAT-PS-10-01).
#34:US EPA Regional Screening Levels, May 2019. https://www.epa.gov/risk/regional-screening-levels-rsls-generic-tables
#35:Guidelines for Drinking-water Quality, 4th Edition. WHO, 2011. In Scotland a value of 7µg/l is used (WAT-PS-10-01).
#36:Water Supply (Water Quality) Regulations 2016. Value of 100µg/l for sum trihalomethanes split between individual compounds. Requires summation of chloroform, bromoform, chlorodibromomethane and bromodichloromethane to use 100µg/l value.
#37:Guidelines for Drinking-water Quality, 4th Edition. WHO, 2011. Value of 50µg/l for sum cis & trans-DCE split between isomers. Requires summation of cis & trans-DCE isomers to use 50µg/l value.
#38:Water Supply (Water Quality) Regulations 2016. Value of 10µg/l for sum of TCE & PCE split between individual compounds. Requires summation of TCE & PCE to use 10µg/l value.
#39:Water Framework Directive (Standards and Classification) Directions (England and Wales) 2015. Value of 0.4µg/l for sum isomers split between 3 isomers. Requires summation of isomers to use 0.4µg/l value.
#40:Water Framework Directive (Standards and Classification) Directions (England and Wales) 2015. Value of 20µg/l for sum isomers split between 3 isomers. Requires summation of isomers to use 20µg/l value.
#41:Position statement (WAT-PS-10-01), SEPA August 2014.
#42:Water Framework Directive (Standards and Classification) Directions (England and Wales) 2015. Value of 0.025µg/l for sum DDT isomers split between 4 isomers. Requires summation of 4 isomers to use 0.025µg/l value.
#43:Water Framework Directive (Standards and Classification) Directions (England and Wales) 2015. Value of 0.005µg/l for sum isomers split between 4 isomers. Requires summation of isomers to use 0.005µg/l value.
#44:Water Framework Directive (Standards and Classification) Directions (England and Wales) 2015. Value of 0.01µg/l for sum isomers split between 4 isomers. Requires summation of isomers to use 0.01µg/l value.
#45:Water Framework Directive (Standards and Classification) Directions (England and Wales) 2015. Relates to p,p-DDT (CAS 50-29-3)
#46:Operational Targets and EQS. EA, April 2018. Maximum Allowable Concentration (MAC) adopted in absence of Annual Average (AA) value.

Key

<0.6	Result MDL exceeds GAC
27.8	Result exceeds GAC
-	Determinand not tested for

Notes

Where a range is given a determinand has been analysed for by more than one method

						Location	BH03001	BH03001	BH03001	BH03001	BH03001	BH03001	BH03001	BH03001	BH03001	BH03002	BH03002	BH03002	BH03002	BH03002
						Sampled_Date_Time	21/01/2020	12/03/2020	01/04/2020	16/04/2020	15/05/2020	19/06/2020	29/09/2020	14/01/2021	14/01/2021	05/12/2019	22/01/2020	11/03/2020	02/04/2020	30/04/2020
						Sample_Depth_Avg	49.63	57	57	50	52	52	51.135	0	0	21.13	20.3	26.5	26	26
						Project_ID	LTC - Phase 2	LTC - Phase 2	LTC - Phase 2 LTM	LTC - Phase 2	LTC - Phase 2 LTM	LTC - Phase 2	LTC - Phase 2 LTM	LTC - Phase 2	LTC - Phase 2 LTM	LTC - Phase 2	LTC - Phase 2	LTC - Phase 2 LTM	LTC - Phase 2 LTM	LTC - Phase 2 LTM
				UK Drinking Water Standards	UK Estuaries and coastal waters EQS	UK Freshwater EQS														
Chem_Group	**Analyte**	**Units**	**MDL**																	
Metals	Antimony	µg/L	4	5[#1]			-	-	-	-	-	-	-	<4	<4	-	-	-	-	-
	Antimony (Filtered)	µg/L	1	5[#1]			-									-	-			
	Arsenic	µg/L	2	10[#1]	25[#2]	50[#2]	-	2.58	<2	<2	2.28	<2	<2	<2	<2	-	-	<2	<2	<2
	Arsenic (Filtered)	µg/L	0.5	10[#1]	25[#2]	50[#2]	<0.5	<0.5	<0.5	<0.5	<0.5	<0.5	<0.5	<0.5	<0.5	3.66	<0.5	<0.5	<0.5	<0.5
	Barium (Filtered)	µg/L	0.2	1300[#3]			-									-	-			
	Beryllium (Filtered)	µg/L	0.1				-									-	-			
	Boron	µg/L	20	1000[#1]	7000[#4]	2000[#4]	-	<20	<20	26.1	21.5	<20	<20	<20	<20	-	-	33.6	<20	33.5
	Boron (Filtered)	µg/L	10	1000[#1]	7000[#4]	2000[#4]	<10	-	<10	15.8	18.3	15.5	<10	-	-	30.1	28.4	-	28	32.7
	Cadmium	µg/L	0.5	5[#1]	0.2[#5]	0.08[#6]	-	<0.5	<0.5	<0.5	<0.5	<0.5	<0.5	<0.5	<0.5	-	-	<0.5	<0.5	<0.5
	Cadmium (Filtered)	µg/L	0.08	5[#1]	0.2[#5]	0.08[#6]	<0.08	<0.08	<0.08	<0.08	<0.08	<0.08	<0.08	<0.08	<0.08	0.154	<0.08	<0.08	<0.08	<0.08
	Chromium (hexavalent) (Filtered)	µg/L	3		0.6[#5]	3.4[#5]	<3	3.05	<3	<3	<3	<3	<3	<3	<3	<3	<3	<3	<3	<3
	Chromium	µg/L	3	50[#1]	0.6[#5]	3.4[#7]	-	12.2	<3	11.6	13.8	<3	8.1	<3	<3	-	-	5.17	<3	<3
	Chromium (Filtered)	µg/L	1	50[#1]	0.6[#5]	3.4[#7]	<1	<1	<1	<1	1.64	<1	<1	<1	<1	2.81	<1	<1	<1	<1
	Chromium (Trivalent) (Filtered)	µg/L	3			4.7[#5]	<3	<3	<3	<3	<3	<3	<3	<3	<3	<3	<3	<3	<3	<3
	Cobalt (Filtered)	µg/L	0.5		3[#8]	3[#8]	<0.5	<0.5	<0.5	<0.5	<0.5	<0.5	<0.5	<0.5	<0.5	2.46	<0.5	<0.5	<0.5	<0.5
	Copper	µg/L	1	2000[#1]	3.76[#9]	1(bio)[#10]	-	-	<1	9.43	13.9	2.44	2.49	<1	1.65	-	-	-	1.49	3.28
	Copper (Filtered)	µg/L	0.3	2000[#1]	3.76[#9]	1(bio)[#10]	0.646	-	0.364	0.809	1.17	2.08	0.492	0.736	0.794	11	0.437	-	0.907	0.85
	Iron (Filtered)	µg/L	19	200[#1]	1000[#2]	1000[#2]	<19	<19	<19	<19	<19	<19	<19	<19	<19	2760	<19	<19	<19	<19
	Lead	µg/L	1	10[#1]	1.3[#5]	1.2(bio)[#10]	-	-	-	-	-	-	-	-	-	-	-	-	-	-
	Lead (Filtered)	µg/L	0.2	10[#1]	1.3[#5]	1.2(bio)[#10]	<0.2	0.275	<0.2	0.26	<0.2	0.216	<0.2	<0.2	<0.2	31.9	<0.2	<0.2	<0.2	<0.2
	Manganese	µg/L	1	50[#1]		123(bio)[#11]	-	274	10.7	172	228	21.8	29	11.1	11.6	-	-	77.3	10.8	57.3
	Manganese (Filtered)	µg/L	3	50[#1]		123(bio)[#11]	5.54	<3	<3	<3	<3	<3	<3	<3	<3	145	20.5	5.13	<3	<3
	Mercury	µg/L	0.02	1[#1]	0.07(MAC)[#12]	0.07(MAC)[#12]	-	0.0377	<0.02	0.0286	0.0457	<0.02	<0.02	<0.02	<0.02	-	-	<0.02	<0.02	<0.02
	Mercury (Filtered)	µg/L	0.01	1[#1]	0.07(MAC)[#12]	0.07(MAC)[#12]	<0.01	<0.01	<0.01	<0.01	<0.01	<0.01	<0.01	<0.01	<0.01	<0.01	<0.01	<0.01	<0.01	<0.01
	Molybdenum	µg/L	9	70[#13]			-	-	-	-	-	-	-	<9	<9	-	-	-	-	-
	Molybdenum (Filtered)	µg/L	3	70[#13]			-									-	-			
	Nickel	µg/L	1	20[#1]	8.6[#5]	4(bio)[#10]	-	13.9	1.98	11.5	15.9	2.28	3.22	3.02	2.35	-	-	8.52	3.9	5.93
	Nickel (Filtered)	µg/L	0.4	20[#1]	8.6[#5]	4(bio)[#10]	7.05	1.44	1.66	1.52	1.23	0.555	1.89	1.6	1.83	8.47	4.25	2.53	2.68	2.72

						Location	BH03001	BH03001	BH03001	BH03001	BH03001	BH03001	BH03001	BH03001	BH03001	BH03002	BH03002	BH03002	BH03002	BH03002
						Sampled_Date_Time	21/01/2020	12/03/2020	01/04/2020	16/04/2020	15/05/2020	19/06/2020	29/09/2020	14/01/2021	14/01/2021	05/12/2019	22/01/2020	11/03/2020	02/04/2020	30/04/2020
						Sample_Depth_Avg	49.63	57	57	50	52	52	51.135	0	0	21.13	20.3	26.5	26	26
						Project_ID	LTC - Phase 2	LTC - Phase 2	LTC - Phase 2 LTM	LTC - Phase 2	LTC - Phase 2 LTM	LTC - Phase 2	LTC - Phase 2 LTM	LTC - Phase 2	LTC - Phase 2 LTM	LTC - Phase 2	LTC - Phase 2	LTC - Phase 2 LTM	LTC - Phase 2 LTM	LTC - Phase 2 LTM
				UK Drinking Water Standards	UK Estuaries and coastal waters EQS	UK Freshwater EQS														
Chem_Group	**Analyte**	**Units**	**MDL**																	
	Selenium	µg/L	1	10[#1]			-	1.68	1.79	1.86	1.49	2.76	1.25	1.14	1.4	-	-	2.32	1.94	2.01
	Selenium (Filtered)	µg/L	1	10[#1]			1.06	-	-	-	-	-	-	-	-	2.81	2.23	-	-	-
	Strontium (Filtered)	µg/L	1				-	-	309	305	355	409	256	-	-	-	-	-	503	484
	Vanadium	µg/L	5		100[#14]	20[#15]	-	-	-	-	-	-	-	<5	<5	-	-	-	-	-
	Vanadium (Filtered)	µg/L	1		100[#14]	20[#15]														
	Zinc	µg/L	5	3000[#16]	7.9[#17]	10.9(bio)[#10]	-	37.3	5.89	26.1	44.2	10.2	6.73	<5	5.1	-	-	18.6	11.8	15.7
	Zinc (Filtered)	µg/L	1	3000[#16]	7.9[#17]	10.9(bio)[#10]	1.67	-	-	-	-	-	-	-	-	46.9	1.05	-	-	-
Inorganics	Total Hardness	mg/l	0.35				313	550	258	433	476	223	286	267	265	581	2250	376	348	364
	Alkalinity (Bicarbonate as CaCO3)	mg/L	2				220	-	-	-	-	-	257	241	240	370	1990	-	-	-
	Alkalinity (Bicarbonate) as HCO3	mg/L	2				268	358	220	439	475	311	-	-	-	451	2430	257	248	372
	Alkalinity (total) as CaCO3	mg/L	2					293	180	360	389	255	210	197	197			211	203	305
	Ammoniacal Nitrogen as N (Filtered)	mg/L	0.01		0.021[#2]	0.6[#18]	0.0248	0.0563	0.0205	0.0186	0.0417	0.049	0.0129	-	-	0.0501	0.0486	0.0158	0.07	0.07
	Ammoniacal Nitrogen as NH3	mg/L	0.2				-	-	-	-	-	-	-	-	-	-	-	-	-	-
	Ammoniacal Nitrogen as NH3 (Filtered)	mg/L	0.01				-	-	-	-	-	-	-	<0.01	<0.01	-	-	-	-	-
	Bromide (Filtered)	mg/L	0.06				-	-	0.109	0.102	0.11	0.0883	0.109	0.112	0.0989	-	-	-	0.112	<0.3
	Calcium (Filtered)	mg/L	0.2				95.4	90.6	95	91.6	64.6	61.6	101	98.7	100	126	120	120	126	118
	Chloride (Filtered)	mg/L	0.08	250[#1]		250[#4]	23.5	23.4	22.6	22	23	19.2	24.1	23.6	24.2	31.3	30.8	32.3	32.9	30.5
	Cyanide (Free) (Filtered)	µg/L	2.5	50[#1]	1[#2]	1[#2]	<2.5	<2.5	<2.5	<2.5	<2.5	<2.5	<2.5	<2.5	<2.5	<2.5	<2.5	<2.5	2.74	<2.5
	Cyanide Total (Filtered)	µg/L	5	50[#1]	1[#2]	1[#2]	<5	<5	<5	<5	<5	<5	<5	<5	<5	<5	<5	<5	<5	<5
	cyanides-complex (Filtered)	µg/L	5	50[#1]	1[#2]	1[#2]	<5	<5	<5	<5	<5	<5	<5	<5	<5	<5	<5	<5	<5	<5
	Fluoride (Filtered)	µg/L	500	1500[#1]	5000[#8]	1000[#19]	<500	<500	<500	<500	<500	<500	<500	-	-	<500	<500	<500	<500	<500
	Iodide	mg/L					-	-	<0.1	<0.1	<0.1	<0.1	<0.1	-	-	-	-	-	<0.1	<0.1
	Magnesium (Filtered)	mg/L	0.036				2.95	2.44	2.62	3.04	2.44	1.85	2.26	2.49	2.5	5.29	4.65	4.08	4.35	4.26
	Nitrate (as N) (Filtered)	mg/L	0.0677				17.2	72	67.7	70.2	71.7	61.1	72	67.1	69.1	18.1	22.1	115	109	92.7
	Nitrate (as NO3-) (Filtered)	mg/L	0.3	50(NO3)[#20]			76.2	-	-	-	-	-	-	-	-	80.2	97.9	-	-	-
	Nitrite (as NO2-) (Filtered)	mg/L	0.04	0.5(NO2)[#21]			-									-	-			
	Phosphorus	µg/L	20				-	-	29.2	133	167	37.1	24.3	-	-	-	-	-	38.2	36

						Location	BH03001	BH03001	BH03001	BH03001	BH03001	BH03001	BH03001	BH03001	BH03001	BH03002	BH03002	BH03002	BH03002	BH03002
						Sampled_Date_Time	21/01/2020	12/03/2020	01/04/2020	16/04/2020	15/05/2020	19/06/2020	29/09/2020	14/01/2021	14/01/2021	05/12/2019	22/01/2020	11/03/2020	02/04/2020	30/04/2020
						Sample_Depth_Avg	49.63	57	57	50	52	52	51.135	0	0	21.13	20.3	26.5	26	26
						Project_ID	LTC - Phase 2	LTC - Phase 2	LTC - Phase 2 LTM	LTC - Phase 2	LTC - Phase 2 LTM	LTC - Phase 2	LTC - Phase 2 LTM	LTC - Phase 2	LTC - Phase 2 LTM	LTC - Phase 2	LTC - Phase 2	LTC - Phase 2 LTM	LTC - Phase 2 LTM	LTC - Phase 2 LTM
				UK Drinking Water Standards	UK Estuaries and coastal waters EQS	UK Freshwater EQS														
Chem_Group	**Analyte**	**Units**	**MDL**																	
	Phosphorus (Filtered)	µg/L	10				-	-	<10	11.4	<10	<10	<10	-	-	-	-	-	<10	<10
	Potassium (Filtered)	mg/L	0.2				2.1	1.99	2.41	2.27	3.74	4.32	1.19	1.71	1.75	3.7	2.76	2.28	2.55	2.43
	Sodium (Filtered)	mg/L	0.076	200[#1]			19.9	19.2	21	22.4	34	37.5	11.8	17.2	17.8	25.7	18	19	17	16.2
	Sulphate (Filtered)	mg/L	2	250(SO4)[#22]		400[#4]	12.6	14.3	17.2	14.8	15	11.7	11.9	12.8	12.5	38.2	34.8	40.4	44.9	40.1
	Orthophosphate as P (Filtered)	µg/L	20				<20	<20	-	-	-	-	-	-	-	<20	<20	<20	-	-
PAH	Naphthalene	µg/L	0.01		2[#2]	2[#2]	<0.01	<0.01	<0.01	<0.01	<0.01	<0.01	<0.01	<0.01	<0.02	0.0153	<0.01	<0.01	<0.01	0.0131
	Acenaphthene	µg/L	0.005			No UK EQS	<0.005	<0.005	<0.005	<0.005	<0.005	<0.005	<0.005	<0.005	<0.01	<0.005	<0.005	<0.005	<0.005	<0.005
	Acenaphthylene	µg/L	0.005			No UK EQS	<0.005	<0.005	<0.005	<0.005	<0.005	<0.005	<0.005	<0.005	<0.01	<0.005	<0.005	<0.005	<0.005	<0.005
	Fluoranthene	µg/L	0.005		0.0063[#2]	0.0063[#2]	<0.005	<0.005	<0.005	<0.005	<0.005	<0.005	<0.005	<0.005	<0.01	0.0896	0.0122	<0.005	<0.005	<0.005
	Anthracene	µg/L	0.005		0.1[#2]	0.1[#2]	<0.005	<0.005	<0.005	<0.005	<0.005	<0.005	<0.005	<0.005	<0.01	0.00525	<0.005	<0.005	<0.005	<0.005
	Phenanthrene	µg/L	0.005			No UK EQS	<0.005	<0.005	<0.005	<0.005	<0.005	<0.005	<0.005	<0.005	<0.01	0.034	0.00803	<0.005	<0.005	<0.005
	Fluorene	µg/L	0.005			No UK EQS	<0.005	<0.005	<0.005	<0.005	<0.005	<0.005	<0.005	<0.005	<0.01	<0.005	<0.005	<0.005	<0.005	<0.005
	Chrysene	µg/L	0.005			No UK EQS	<0.005	<0.005	<0.005	<0.005	<0.005	<0.005	<0.005	<0.005	<0.01	0.0383	<0.005	<0.005	<0.005	<0.005
	Pyrene	µg/L	0.005			No UK EQS	<0.005	<0.005	<0.005	<0.005	<0.005	<0.005	<0.005	<0.005	<0.01	0.0779	0.012	<0.005	<0.005	<0.005
	Benzo(a)anthracene	µg/L	0.005			No UK EQS	<0.005	<0.005	<0.005	<0.005	<0.005	<0.005	<0.005	<0.005	<0.01	0.0342	<0.005	<0.005	<0.005	<0.005
	Benzo(b)fluoranthene	µg/L	0.005	0.025[#23]	See BaP[#24]	See BaP[#24]	<0.005	<0.005	<0.005	<0.005	<0.005	<0.005	<0.005	<0.005	<0.01	0.0696	0.00941	<0.005	<0.005	0.00799
	Benzo(k)fluoranthene	µg/L	0.005	0.025[#23]	See BaP[#24]	See BaP[#24]	<0.005	<0.005	<0.005	<0.005	<0.005	<0.005	<0.005	<0.005	<0.01	0.0343	<0.005	<0.005	<0.005	0.00958
	Benzo(a)pyrene	µg/L	0.002	0.01[#1]	0.00017[#24]	0.00017[#24]	<0.002	<0.002	<0.002	<0.002	<0.002	<0.002	<0.002	<0.002	<0.004	0.0437	0.00754	<0.002	<0.002	<0.002
	Dibenz(a,h)anthracene	µg/L	0.005			No UK EQS	<0.005	<0.005	<0.005	<0.005	<0.005	<0.005	<0.005	<0.005	<0.01	<0.005	<0.005	<0.005	<0.005	<0.005
	Benzo(g,h,i)perylene	µg/L	0.005	0.025[#23]	See BaP[#24]	See BaP[#24]	<0.005	<0.005	<0.005	<0.005	<0.005	<0.005	<0.005	<0.005	<0.01	0.0263	<0.005	<0.005	<0.005	<0.005
	Indeno(1,2,3-c,d)pyrene	µg/L	0.005	0.025[#23]	See BaP[#24]	See BaP[#24]	<0.005	<0.005	<0.005	<0.005	<0.005	<0.005	<0.005	<0.005	<0.01	0.0204	<0.005	<0.005	<0.005	<0.005
	PAH 16 Total	µg/L	0.082				<0.082	<0.082	<0.082	<0.082	<0.082	<0.082	<0.082	<0.082	<0.164	0.489	<0.082	<0.082	<0.082	<0.082
TPH CWG	>C5-C6 Aliphatics	µg/L	10	See TPH	See TPH	See TPH	<10	<10	<10	<10	<10	<10	<10	<10	<10	<10	<10	<10	<10	<10
	>C6-C8 Aliphatics	µg/L	10	See TPH	See TPH	See TPH	<10	<10	<10	<10	<10	<10	<10	<10	<10	<10	<10	<10	<10	<10
	>C8-C10 Aliphatics	µg/L	10	See TPH	See TPH	See TPH	<10	<10	<10	<10	<10	<10	<10	<10	<10	<10	<10	<10	<10	<10
	>C10-C12 Aliphatics	µg/L	10	See TPH	See TPH	See TPH	<10	<10	<10	<10	<10	<10	<10	<10	<10	<10	<10	<10	<10	<10
	>C12-C16 Aliphatics	µg/L	10	See TPH	See TPH	See TPH	<10	<10	<10	<10	<10	<10	<10	<10	<20	<10	<10	<10	<10	<10

						Location	BH03001	BH03001	BH03001	BH03001	BH03001	BH03001	BH03001	BH03001	BH03001	BH03002	BH03002	BH03002	BH03002	BH03002
						Sampled_Date_Time	21/01/2020	12/03/2020	01/04/2020	16/04/2020	15/05/2020	19/06/2020	29/09/2020	14/01/2021	14/01/2021	05/12/2019	22/01/2020	11/03/2020	02/04/2020	30/04/2020
						Sample_Depth_Avg	49.63	57	57	50	52	52	51.135	0	0	21.13	20.3	26.5	26	26
						Project_ID	LTC - Phase 2	LTC - Phase 2	LTC - Phase 2 LTM	LTC - Phase 2	LTC - Phase 2 LTM	LTC - Phase 2	LTC - Phase 2 LTM	LTC - Phase 2	LTC - Phase 2 LTM	LTC - Phase 2	LTC - Phase 2	LTC - Phase 2 LTM	LTC - Phase 2 LTM	LTC - Phase 2 LTM
				UK Drinking Water Standards	UK Estuaries and coastal waters EQS	UK Freshwater EQS														
Chem_Group	**Analyte**	**Units**	**MDL**																	
	>C16-C21 Aliphatics	µg/L	10	See TPH	See TPH	See TPH	<10	<10	<10	<10	<10	<10	<10	<10	<20	<10	<10	18	<10	<10
	>C21-C35 Aliphatics	µg/L	10	See TPH	See TPH	See TPH	<10	<10	<10	<10	<10	<10	<10	<10	<20	<10	77	<10	<10	<10
	>C16-C35 Aliphatics	µg/L	10				<10	<10	<10	<10	<10	<10	<10	<10	<20	<10	77	18	<10	<10
	Total Aliphatics >C12-C35	µg/L	10				<10	<10	<10	<10	<10	<10	<10	<10	<20	<10	77	18	<10	<10
	>EC5-EC7 Aromatics	µg/L	10					-	-	-	-	-	-	<10	<10			-	-	-
	>EC6-EC7 Aromatics	µg/L	10				<10	<10	<10	<10	<10	<10	<10	-	-	<10	<10	<10	<10	<10
	>EC7-EC8 Aromatics	µg/L	10	See TPH	See TPH	See TPH	<10	<10	<10	<10	<10	<10	<10	<10	<10	<10	<10	<10	<10	<10
	>EC8-EC10 Aromatics	µg/L	10	See TPH	See TPH	See TPH	<10	<10	<10	<10	<10	<10	<10	<10	<10	<10	<10	<10	<10	<10
	>EC10-EC12 Aromatics	µg/L	10	See TPH	See TPH	See TPH	<10	<10	<10	<10	<10	<10	<10	<10	<10	<10	<10	<10	<10	<10
	>EC12-EC16 Aromatics	µg/L	10	See TPH	See TPH	See TPH	<10	<10	<10	<10	<10	<10	<10	<10	<20	<10	<10	<10	<10	<10
	>EC16-EC21 Aromatics	µg/L	10	See TPH	See TPH	See TPH	<10	<10	<10	<10	<10	<10	<10	<10	<20	<10	<10	<10	<10	<10
	>EC21-EC35 Aromatics	µg/L	10	See TPH	See TPH	See TPH	<10	<10	<10	<10	<10	<10	<10	<10	<20	<10	38	<10	<10	<10
	Total Aromatics >EC12-EC35	µg/L	10				<10	<10	<10	<10	<10	<10	<10	<10	<20	<10	38	<10	<10	<10
	TPH >C5-C35 Aliphatics/Aromatics	µg/L	10	|10[#25]	|50[#26]	|50[#26]	<10	<10	<10	<10	<10	<10	<10	<10	<10	<10	115	18	<10	<10
TPH	GRO >C5-12	µg/L	50				<50	<50	<50	<50	<50	<50	<50	<50	<50	<50	<50	<50	<50	<50
BTEX and MTBE	Benzene	µg/L	1	1[#1]	8[#2]	10[#2]	<7	<7	<7	<7	<7	<7	<7	<1	<1	<7	<7	<7	<7	<7
	Toluene	µg/L	1	700[#3]	74[#2]	74[#2]	<4	<4	<4	<4	<4	<4	<4	<1	<1	<4	<4	<4	<4	<4
	Ethylbenzene	µg/L	1	300[#3]	20[#27]	20[#27]	<5	<5	<5	<5	<5	<5	<5	<1	<1	<5	<5	<5	<5	<5
	Xylene (m & p)	µg/L	1	250[#28]	15[#29]	15[#29]	<8	<8	<8	<8	<8	<8	<8	<1	<1	<8	<8	<8	<8	<8
	Xylene (o)	µg/L	1	250[#28]	15[#29]	15[#29]	<3	<3	<3	<3	<3	<3	<3	<1	<1	<3	<3	<3	<3	<3
	Xylene Total	µg/L	2	500[#3]	30[#4]	30[#4]	<11	<11	<11	<11	<11	<11	<11	<11	<11	<11	<11	<11	<11	<11
	MTBE	µg/L	1	15[#30]	15[#30]	15[#31]	<3	<3	<3	<3	<3	<3	<3	<1	<1	<3	<3	<3	<3	<3
	Total BTEX	µg/L	28				<28	<28	<28	<28	<28	<28	<28	<28	<28	<28	<28	<28	<28	<28
VOC	Styrene	µg/L	1		50[#4]	50[#4]	-	-	-	-	-	-	-	<1	<1	-	-	-	-	-
	cis-1,3-dichloropropene	µg/L	1				-	-	-	-	-	-	-	<1	<1	-	-	-	-	-
	trans-1,3-dichloropropene	µg/L	1				-	-	-	-	-	-	-	<1	<1	-	-	-	-	-
	1,1,1,2-tetrachloroethane	µg/L	1			70[#32]	-	-	-	-	-	-	-	<1	<1	-	-	-	-	-

						Location	BH03001	BH03001	BH03001	BH03001	BH03001	BH03001	BH03001	BH03001	BH03001	BH03002	BH03002	BH03002	BH03002	BH03002
						Sampled_Date_Time	21/01/2020	12/03/2020	01/04/2020	16/04/2020	15/05/2020	19/06/2020	29/09/2020	14/01/2021	14/01/2021	05/12/2019	22/01/2020	11/03/2020	02/04/2020	30/04/2020
						Sample_Depth_Avg	49.63	57	57	50	52	52	51.135	0	0	21.13	20.3	26.5	26	26
						Project_ID	LTC - Phase 2	LTC - Phase 2	LTC - Phase 2 LTM	LTC - Phase 2	LTC - Phase 2 LTM	LTC - Phase 2	LTC - Phase 2 LTM	LTC - Phase 2	LTC - Phase 2 LTM	LTC - Phase 2	LTC - Phase 2	LTC - Phase 2 LTM	LTC - Phase 2 LTM	LTC - Phase 2 LTM
				UK Drinking Water Standards	UK Estuaries and coastal waters EQS	UK Freshwater EQS														
Chem_Group	**Analyte**	**Units**	**MDL**																	
	1,1,1-trichloroethane	µg/L	1	2000[#33]	100[#4]	100[#4]	-	-	-	-	-	-	-	<1	<1	-	-	-	-	-
	1,1,2,2-tetrachloroethane	µg/L	1			70[#32]	-	-	-	-	-	-	-	<1	<1	-	-	-	-	-
	1,1,2-trichloroethane	µg/L	1		300[#4]	400[#4]	-	-	-	-	-	-	-	<1	<1	-	-	-	-	-
	1,1-dichloroethane	µg/L	1	2.8[#34]			-	-	-	-	-	-	-	<1	<1	-	-	-	-	-
	1,1-dichloroethene	µg/L	1	140[#35]			-	-	-	-	-	-	-	<1	<1	-	-	-	-	-
	1,1-dichloropropene	µg/L	1				-	-	-	-	-	-	-	<1	<1	-	-	-	-	-
	1,2,3-trichloropropane	µg/L	1				-	-	-	-	-	-	-	<1	<1	-	-	-	-	-
	1,2,4-trimethylbenzene	µg/L	1				-	-	-	-	-	-	-	<1	<1	-	-	-	-	-
	1,2-dibromo-3-chloropropane	µg/L	1				-	-	-	-	-	-	-	<1	<1	-	-	-	-	-
	1,2-dibromoethane	µg/L	1				-	-	-	-	-	-	-	<1	<1	-	-	-	-	-
	1,2-dichloroethane	µg/L	1	3[#1]	10[#2]	10[#2]	-	-	-	-	-	-	-	<1	<1	-	-	-	-	-
	1,2-dichloropropane	µg/L	1				-	-	-	-	-	-	-	<1	<1	-	-	-	-	-
	1,3,5-trimethylbenzene	µg/L	1				-	-	-	-	-	-	-	<1	<1	-	-	-	-	-
	1,3-dichloropropane	µg/L	1				-	-	-	-	-	-	-	<1	<1	-	-	-	-	-
	2,2-dichloropropane	µg/L	1				-	-	-	-	-	-	-	<1	<1	-	-	-	-	-
	2-chlorotoluene	µg/L	1				-	-	-	-	-	-	-	<1	<1	-	-	-	-	-
	4-chlorotoluene	µg/L	1				-	-	-	-	-	-	-	<1	<1	-	-	-	-	-
	Bromobenzene	µg/L	1				-	-	-	-	-	-	-	<1	<1	-	-	-	-	-
	Bromochloromethane	µg/L	1				-	-	-	-	-	-	-	<1	<1	-	-	-	-	-
	Bromodichloromethane	µg/L	1	25[#36]			-	-	-	-	-	-	-	<1	<1	-	-	-	-	-
	Bromoform	µg/L	1	25[#36]			-	-	-	-	-	-	-	<1	<1	-	-	-	-	-
	Bromomethane	µg/L	1				-	-	-	-	-	-	-	<1	<1	-	-	-	-	-
	Carbon disulfide	µg/L	1				-	-	-	-	-	-	-	<1	<1	-	-	-	-	-
	Carbon tetrachloride	µg/L	1	3[#1]	12[#2]	12[#2]	-	-	-	-	-	-	-	<1	<1	-	-	-	-	-
	Chlorodibromomethane	µg/L	1	25[#36]			-	-	-	-	-	-	-	<1	<1	-	-	-	-	-
	Chloroethane	µg/L	1				-	-	-	-	-	-	-	<1	<1	-	-	-	-	-
	Chloroform	µg/L	1	25[#36]	2.5[#2]	2.5[#2]	-	-	-	-	-	-	-	<1	<1	-	-	-	-	-

						Location	BH03001	BH03001	BH03001	BH03001	BH03001	BH03001	BH03001	BH03001	BH03001	BH03002	BH03002	BH03002	BH03002	BH03002
						Sampled_Date_Time	21/01/2020	12/03/2020	01/04/2020	16/04/2020	15/05/2020	19/06/2020	29/09/2020	14/01/2021	14/01/2021	05/12/2019	22/01/2020	11/03/2020	02/04/2020	30/04/2020
						Sample_Depth_Avg	49.63	57	57	50	52	52	51.135	0	0	21.13	20.3	26.5	26	26
						Project_ID	LTC - Phase 2	LTC - Phase 2	LTC - Phase 2 LTM	LTC - Phase 2	LTC - Phase 2 LTM	LTC - Phase 2	LTC - Phase 2 LTM	LTC - Phase 2	LTC - Phase 2 LTM	LTC - Phase 2	LTC - Phase 2	LTC - Phase 2 LTM	LTC - Phase 2 LTM	LTC - Phase 2 LTM
				UK Drinking Water Standards	UK Estuaries and coastal waters EQS	UK Freshwater EQS														
Chem_Group	**Analyte**	**Units**	**MDL**																	
	Chloromethane	µg/L	1				-	-	-	-	-	-	-	<1	<1	-	-	-	-	-
	cis-1,2-dichloroethene	µg/L	1	25[#37]			-	-	-	-	-	-	-	<1	<1	-	-	-	-	-
	Dibromomethane	µg/L	1				-	-	-	-	-	-	-	<1	<1	-	-	-	-	-
	Dichlorodifluoromethane	µg/L	1				-	-	-	-	-	-	-	<1	<1	-	-	-	-	-
	Dichloromethane	µg/L	3		20[#2]	20[#2]	-	-	-	-	-	-	-	<3	<3	-	-	-	-	-
	Isopropylbenzene	µg/L	1				-	-	-	-	-	-	-	<1	<1	-	-	-	-	-
	n-butylbenzene	µg/L	1				-	-	-	-	-	-	-	<1	<1	-	-	-	-	-
	n-propylbenzene	µg/L	1				-	-	-	-	-	-	-	<1	<1	-	-	-	-	-
	p-isopropyltoluene	µg/L	1				-	-	-	-	-	-	-	<1	<1	-	-	-	-	-
	sec-butylbenzene	µg/L	1				-	-	-	-	-	-	-	<1	<1	-	-	-	-	-
	Trichloroethene	µg/L	1	5[#38]	10[#2]	10[#2]	-	-	-	-	-	-	-	<1	<1	-	-	-	-	-
	tert-butylbenzene	µg/L	1				-	-	-	-	-	-	-	<1	<1	-	-	-	-	-
	Tetrachloroethene	µg/L	1	5[#38]	10[#2]	10[#2]	-	-	-	-	-	-	-	<1	<1	-	-	-	-	-
	trans-1,2-dichloroethene	µg/L	1	25[#37]			-	-	-	-	-	-	-	<1	<1	-	-	-	-	-
	Trichlorofluoromethane	µg/L	1				-	-	-	-	-	-	-	<1	<1	-	-	-	-	-
	Vinyl chloride	µg/L	1	0.5[#1]			-	-	-	-	-	-	-	<1	<1	-	-	-	-	-
	tert-Amyl methyl ether	µg/L	1				-	-	-	-	-	-	-	<1	<1	-	-	-	-	-
VOC/SVOC	1,2,3-trichlorobenzene	µg/L	0.01		0.13[#39]	0.13[#39]	-	<0.01	<0.01	<0.01	<0.01	<0.01	<0.01	<1	<1	-	-	-	-	-
	1,2,4-trichlorobenzene	µg/L	0.01		0.13[#39]	0.13[#39]	-	<0.01	<0.01	<0.01	<0.01	<0.01	<0.01	<1	<1	-	-	-	-	-
	1,2-dichlorobenzene	µg/L	1		6.7[#40]	6.7[#40]	-	-	-	-	-	-	-	<1	<1	-	-	-	-	-
	1,3,5-Trichlorobenzene	µg/L	0.01		0.13[#39]	0.13[#39]	-	<0.01	<0.01	<0.01	<0.01	<0.01	<0.01	<1	<1	-	-	-	-	-
	1,3-dichlorobenzene	µg/L	1		6.7[#40]	6.7[#40]	-	-	-	-	-	-	-	<1	<1	-	-	-	-	-
	1,4-dichlorobenzene	µg/L	1		6.7[#40]	6.7[#40]	-	-	-	-	-	-	-	<1	<1	-	-	-	-	-
	Chlorobenzene	µg/L	1	100[#41]			-	-	-	-	-	-	-	<1	<1	-	-	-	-	-
	Hexachlorobutadiene	µg/L	0.01		0.6(MAC)[#12]	0.6(MAC)[#12]	-	<0.01	<0.01	<0.01	<0.01	<0.01	<0.01	<1	<1	-	-	-	-	-
SVOC	4-bromophenyl phenyl ether	µg/L	1				-	-	-	-	-	-	-	<1	<1	-	-	-	-	-
	4-nitroaniline	µg/L	1				-	-	-	-	-	-	-	<1	<1	-	-	-	-	-

						Location	BH03001	BH03001	BH03001	BH03001	BH03001	BH03001	BH03001	BH03001	BH03001	BH03002	BH03002	BH03002	BH03002	BH03002
						Sampled_Date_Time	21/01/2020	12/03/2020	01/04/2020	16/04/2020	15/05/2020	19/06/2020	29/09/2020	14/01/2021	14/01/2021	05/12/2019	22/01/2020	11/03/2020	02/04/2020	30/04/2020
						Sample_Depth_Avg	49.63	57	57	50	52	52	51.135	0	0	21.13	20.3	26.5	26	26
						Project_ID	LTC - Phase 2	LTC - Phase 2	LTC - Phase 2 LTM	LTC - Phase 2	LTC - Phase 2 LTM	LTC - Phase 2	LTC - Phase 2 LTM	LTC - Phase 2	LTC - Phase 2 LTM	LTC - Phase 2	LTC - Phase 2	LTC - Phase 2 LTM	LTC - Phase 2 LTM	LTC - Phase 2 LTM
				UK Drinking Water Standards	UK Estuaries and coastal waters EQS	UK Freshwater EQS														
Chem_Group	**Analyte**	**Units**	**MDL**																	
	4-nitrophenol	µg/L	1				-	-	-	-	-	-	-	<1	<1	-	-	-	-	-
	2,4,5-trichlorophenol	µg/L	1				-	-	-	-	-	-	-	<1	<1	-	-	-	-	-
	2,4,6-trichlorophenol	µg/L	1				-	-	-	-	-	-	-	<1	<1	-	-	-	-	-
	2,4-dichlorophenol	µg/L	1		0.42[#2]	4.2[#2]	-	-	-	-	-	-	-	<1	<1	-	-	-	-	-
	2,4-dimethylphenol	µg/L	1				-	-	-	-	-	-	-	<1	<1	-	-	-	-	-
	2,4-dinitrotoluene	µg/L	1				-	-	-	-	-	-	-	<1	<1	-	-	-	-	-
	2,6-dinitrotoluene	µg/L	1				-	-	-	-	-	-	-	<1	<1	-	-	-	-	-
	2-chloronaphthalene	µg/L	1				-	-	-	-	-	-	-	<1	<1	-	-	-	-	-
	2-chlorophenol	µg/L	1		50[#4]	50[#4]	-	-	-	-	-	-	-	<1	<1	-	-	-	-	-
	2-methylnaphthalene	µg/L	1				-	-	-	-	-	-	-	<1	<1	-	-	-	-	-
	2-methylphenol	µg/L	1				-	-	-	-	-	-	-	<1	<1	-	-	-	-	-
	2-nitroaniline	µg/L	1				-	-	-	-	-	-	-	<1	<1	-	-	-	-	-
	2-nitrophenol	µg/L	1				-	-	-	-	-	-	-	<1	<1	-	-	-	-	-
	3-nitroaniline	µg/L	1				-	-	-	-	-	-	-	<1	<1	-	-	-	-	-
	4,6-Dinitro-2-methylphenol	µg/L					<0.03	<0.03	<0.03	<0.03	<0.03	<0.3	<0.03	-	-	-	-	-	-	-
	4-chloro-3-methylphenol	µg/L	1		40[#4]	40[#4]	-	-	-	-	-	-	-	<1	<1	-	-	-	-	-
	4-chloroaniline	µg/L	1				-	-	-	-	-	-	-	<1	<1	-	-	-	-	-
	4-chlorophenyl phenyl ether	µg/L	1				-	-	-	-	-	-	-	<1	<1	-	-	-	-	-
	4-methylphenol	µg/L	1				-	-	-	-	-	-	-	<1	<1	-	-	-	-	-
	Azobenzene	µg/L	1				-	-	-	-	-	-	-	<1	<1	-	-	-	-	-
	Bis(2-chloroethoxy) methane	µg/L	1				-	-	-	-	-	-	-	<1	<1	-	-	-	-	-
	Bis(2-chloroethyl)ether	µg/L	1				-	-	-	-	-	-	-	<1	<1	-	-	-	-	-
	Bis(2-ethylhexyl) phthalate	µg/L	2		1.3[#2]	1.3[#2]	-	-	-	-	-	-	-	<2	<2	-	-	-	-	-
	Butyl benzyl phthalate	µg/L	1		0.75[#2]	7.5[#2]	-	-	-	-	-	-	-	<1	<1	-	-	-	-	-
	Carbazole	µg/L	1				-	-	-	-	-	-	-	<1	<1	-	-	-	-	-
	Dibenzofuran	µg/L	1				-	-	-	-	-	-	-	<1	<1	-	-	-	-	-
	Diethylphthalate	µg/L	1		200[#4]	200[#4]	-	-	-	-	-	-	-	<1	<1	-	-	-	-	-

						Location	BH03001	BH03001	BH03001	BH03001	BH03001	BH03001	BH03001	BH03001	BH03001	BH03002	BH03002	BH03002	BH03002	BH03002
						Sampled_Date_Time	21/01/2020	12/03/2020	01/04/2020	16/04/2020	15/05/2020	19/06/2020	29/09/2020	14/01/2021	14/01/2021	05/12/2019	22/01/2020	11/03/2020	02/04/2020	30/04/2020
						Sample_Depth_Avg	49.63	57	57	50	52	52	51.135	0	0	21.13	20.3	26.5	26	26
						Project_ID	LTC - Phase 2	LTC - Phase 2	LTC - Phase 2 LTM	LTC - Phase 2	LTC - Phase 2 LTM	LTC - Phase 2	LTC - Phase 2 LTM	LTC - Phase 2	LTC - Phase 2 LTM	LTC - Phase 2	LTC - Phase 2	LTC - Phase 2 LTM	LTC - Phase 2 LTM	LTC - Phase 2 LTM
				UK Drinking Water Standards	UK Estuaries and coastal waters EQS	UK Freshwater EQS														
Chem_Group	**Analyte**	**Units**	**MDL**																	
	Dimethyl phthalate	µg/L	1		800[#4]	800[#4]	-	-	-	-	-	-	-	<1	<1	-	-	-	-	-
	Di-n-butyl phthalate	µg/L	1		8[#4]	8[#4]	-	-	-	-	-	-	-	<1	<1	-	-	-	-	-
	Di-n-octyl phthalate	µg/L	5		20[#4]	20[#4]	-	-	-	-	-	-	-	<5	<5	-	-	-	-	-
	Hexachlorobenzene	µg/L	0.01		0.05(MAC)[#12]	0.05(MAC)[#12]	<0.01	<0.01	<0.01	<0.01	<0.01	<0.01	<0.01	<1	<1	-	-	-	-	-
	Hexachlorocyclopentadiene	µg/L	1				-	-	-	-	-	-	-	<1	<1	-	-	-	-	-
	Hexachloroethane	µg/L	1				-	-	-	-	-	-	-	<1	<1	-	-	-	-	-
	Isophorone	µg/L	1				-	-	-	-	-	-	-	<1	<1	-	-	-	-	-
	Nitrobenzene	µg/L	1				-	-	-	-	-	-	-	<1	<1	-	-	-	-	-
	N-nitrosodi-n-propylamine	µg/L	1				-	-	-	-	-	-	-	<1	<1	-	-	-	-	-
	Pentachlorobenzene	µg/L	0.01		0.0007[#2]	0.007[#2]	<0.01	<0.01	<0.01	<0.01	<0.01	<0.01	<0.01	-	-	-	-	-	-	-
	Pentachloronitrobenzene	µg/L	0.01				<0.01	<0.01	<0.01	<0.01	<0.01	<0.01	<0.01	-	-	-	-	-	-	-
	Pentachlorophenol	µg/L	1		0.4[#2]	0.4[#2]	-	-	-	-	-	-	-	<1	<1	-	-	-	-	-
PCB	Heptachlorobiphenyl, 2,3,3,4,4,5,5- (PCB 189)	µg/L	0.015				-	-	<0.015	<0.015	<0.015	<0.015	<0.015	-	-	-	-	-	-	-
	Hexachlorobiphenyl, 2,3,3,4,4,5- (PCB 156)	µg/L	0.015				-	-	<0.015	<0.015	<0.015	<0.015	<0.015	-	-	-	-	-	-	-
	Hexachlorobiphenyl, 2,3,3,4,4,5- (PCB 157)	µg/L	0.015				-	-	<0.015	<0.015	<0.015	<0.015	<0.015	-	-	-	-	-	-	-
	Hexachlorobiphenyl, 2,3,4,4,5,5- (PCB 167)	µg/L	0.015				-	-	<0.015	<0.015	<0.015	<0.015	<0.015	-	-	-	-	-	-	-
	Hexachlorobiphenyl, 3,3,4,4,5,5- (PCB 169)	µg/L	0.015				-	-	<0.015	<0.015	<0.015	<0.015	<0.015	-	-	-	-	-	-	-
	PCB 101	µg/L	0.015				-	-	<0.015	<0.015	<0.015	<0.015	<0.015	-	-	-	-	-	-	-
	PCB 118	µg/L	0.015				-	-	<0.015	<0.015	<0.015	<0.015	<0.015	-	-	-	-	-	-	-
	PCB 138	µg/L	0.015				-	-	<0.015	<0.015	<0.015	<0.015	<0.015	-	-	-	-	-	-	-
	PCB 153	µg/L	0.015				-	-	<0.015	<0.015	<0.015	<0.015	<0.015	-	-	-	-	-	-	-
	PCB 180	µg/L	0.015				-	-	<0.015	<0.015	<0.015	<0.015	<0.015	-	-	-	-	-	-	-
	PCB 28	µg/L	0.015				-	-	<0.015	<0.015	<0.015	<0.015	<0.015	-	-	-	-	-	-	-
	PCB 52	µg/L	0.015				-	-	<0.015	<0.015	<0.015	<0.015	<0.015	-	-	-	-	-	-	-
	Pentachlorobiphenyl, 2,3,3,4,4- (PCB 105)	µg/L	0.015				-	-	<0.015	<0.015	<0.015	<0.015	<0.015	-	-	-	-	-	-	-
	Pentachlorobiphenyl, 2,3,4,4,5- (PCB 114)	µg/L	0.015				-	-	<0.015	<0.015	<0.015	<0.015	<0.015	-	-	-	-	-	-	-
	Pentachlorobiphenyl, 2,3,4,4,5- (PCB 123)	µg/L	0.015				-	-	<0.015	<0.015	<0.015	<0.015	<0.015	-	-	-	-	-	-	-

						Location	BH03001	BH03001	BH03001	BH03001	BH03001	BH03001	BH03001	BH03001	BH03001	BH03002	BH03002	BH03002	BH03002	BH03002
						Sampled_Date_Time	21/01/2020	12/03/2020	01/04/2020	16/04/2020	15/05/2020	19/06/2020	29/09/2020	14/01/2021	14/01/2021	05/12/2019	22/01/2020	11/03/2020	02/04/2020	30/04/2020
						Sample_Depth_Avg	49.63	57	57	50	52	52	51.135	0	0	21.13	20.3	26.5	26	26
						Project_ID	LTC - Phase 2	LTC - Phase 2	LTC - Phase 2 LTM	LTC - Phase 2	LTC - Phase 2 LTM	LTC - Phase 2	LTC - Phase 2 LTM	LTC - Phase 2	LTC - Phase 2 LTM	LTC - Phase 2	LTC - Phase 2	LTC - Phase 2 LTM	LTC - Phase 2 LTM	LTC - Phase 2 LTM
				UK Drinking Water Standards	UK Estuaries and coastal waters EQS	UK Freshwater EQS														
Chem_Group	**Analyte**	**Units**	**MDL**																	
	Pentachlorobiphenyl, 3,3,4,4,5- (PCB 126)	µg/L	0.015				-	-	<0.015	<0.015	<0.015	<0.015	<0.015	-	-	-	-	-	-	-
	Tetrachlorobiphenyl, 3,3,4,4- (PCB 77)	µg/L	0.015				-	-	<0.015	<0.015	<0.015	<0.015	<0.015	-	-	-	-	-	-	-
	Tetrachlorobiphenyl, 3,4,4,5- (PCB 81)	µg/L	0.015				-	-	<0.015	<0.015	<0.015	<0.015	<0.015	-	-	-	-	-	-	-
	Total PCB 7 Congeners	µg/L	0.105				-	-	<0.105	<0.105	<0.105	<0.105	<0.105	-	-	-	-	-	-	-
Phenolics	Xylenols (Filtered)	µg/L	0.5				0.68	<0.5	<0.5	<0.5	<0.5	1.24	<0.5	<0.5	<0.5	<0.5	<0.5	<0.5	<0.5	<0.5
	Cresol Total (Filtered)	µg/L	0.5				<0.5	<0.5	<0.5	<0.5	<0.5	<0.5	<0.5	<0.5	<0.5	<0.5	<0.5	<0.5	<0.5	<0.5
	Phenol	µg/L	1	5800[#34]	7.7[#2]	7.7[#2]	-	-	-	-	-	-	-	<1	<1	-	-	-	-	-
	Phenol (Filtered)	µg/L	0.5	5800[#34]	7.7[#2]	7.7[#2]	<0.5	<0.5	<0.5	<0.5	<0.5	<0.5	<0.5	<0.5	<0.5	<0.5	<0.5	<0.5	<0.5	<0.5
	Phenols Monohydric (Filtered)	µg/L	0.5				0.68	<0.5	<0.5	<0.5	<0.5	1.24	<0.5	<0.5	<0.5	<0.5	<0.5	<0.5	<0.5	<0.5
Organotins	Tributyltin	µg/L	0.001		0.0002[#2]	0.0002[#2]	-	-	<0.0012	<0.001	<0.001	<0.003	<0.0012	-	-	-	-	-	-	-
Biological	Coliforms Total (Confirmed)	CFU/100mL					-	-	-	-	-	-	-	-	-	-	-	-	-	-
	Coliforms Total (Presumptive)	CFU/100mL					-	-	-	-	-	-	-	-	-	-	-	-	-	-
	Escherichia coli (Confirmed)	CFU/100mL					-	-	-	-	-	-	-	-	-	-	-	-	-	-
	Escherichia coli (Presumptive)	CFU/100mL					-	-	-	-	-	-	-	-	-	-	-	-	-	-
	Faecal streptococci (Confirmed)	CFU/100mL					-	-	-	-	-	-	-	-	-	-	-	-	-	-
	Faecal streptococci (Presumptive)	CFU/100mL					-	-	-	-	-	-	-	-	-	-	-	-	-	-
	Faecal Streptococci cfu/100ml	cfu/100ml					-									-	-			
	Coliform	cfu/100 ml					-									-	-			
	Salmonella	Detect					-	-	-	-	-	-	-	-	-	-	-	-	-	-
Pesticides	1-(3.4-Dichlorophenyl) urea (DCPU)	µg/l					<0.02	<0.02	<0.02	<0.02	<0.02	<0.02	<0.02	-	-	-	-	-	-	-
	2-(4-Chlorophenoxy)propionic acid, 4-CPP	µg/l					<0.01	<0.01	<0.01	<0.01	<0.01	<0.1	<0.01	-	-	-	-	-	-	-
	2-amino-N-(isopropyl)benzamide	µg/l					<0.02	<0.02	<0.02	<0.02	<0.02	<0.02	<0.02	-	-	-	-	-	-	-
	2-Chloro-2.6-diethylacetanilide	µg/l					<0.01	<0.01	<0.01	<0.01	<0.01	<0.01	<0.01	-	-	-	-	-	-	-
	Acibenzolar-S-methyl	µg/l					<0.03	<0.03	<0.03	<0.03	<0.03	<0.03	<0.03	-	-	-	-	-	-	-
	Aminopyralid	µg/l					<0.05	<0.05	<0.05	<0.05	<0.05	<0.5	<0.1	-	-	-	-	-	-	-
	Azoxystrobin	µg/L					<0.01	<0.01	<0.01	<0.01	<0.01	<0.01	<0.01	-	-	-	-	-	-	-
	BAM	µg/l					<0.01	<0.01	<0.01	<0.01	<0.01	<0.01	<0.01	-	-	-	-	-	-	-

						Location	BH03001	BH03001	BH03001	BH03001	BH03001	BH03001	BH03001	BH03001	BH03001	BH03002	BH03002	BH03002	BH03002	BH03002
						Sampled_Date_Time	21/01/2020	12/03/2020	01/04/2020	16/04/2020	15/05/2020	19/06/2020	29/09/2020	14/01/2021	14/01/2021	05/12/2019	22/01/2020	11/03/2020	02/04/2020	30/04/2020
						Sample_Depth_Avg	49.63	57	57	50	52	52	51.135	0	0	21.13	20.3	26.5	26	26
						Project_ID	LTC - Phase 2	LTC - Phase 2	LTC - Phase 2 LTM	LTC - Phase 2	LTC - Phase 2 LTM	LTC - Phase 2	LTC - Phase 2 LTM	LTC - Phase 2	LTC - Phase 2 LTM	LTC - Phase 2	LTC - Phase 2	LTC - Phase 2 LTM	LTC - Phase 2 LTM	LTC - Phase 2 LTM
				UK Drinking Water Standards	UK Estuaries and coastal waters EQS	UK Freshwater EQS														
Chem_Group	**Analyte**	**Units**	**MDL**																	
	Benalaxyl	µg/l					<0.02	<0.02	<0.02	<0.02	<0.02	<0.02	<0.02	-	-	-	-	-	-	-
	Bentazone methyl	µg/l					<0.03	<0.03	<0.03	<0.03	<0.03	<0.03	<0.03	-	-	-	-	-	-	-
	Bifenox	µg/L					<0.04	<0.04	<0.04	<0.04	<0.04	<0.04	<0.04	-	-	-	-	-	-	-
	Bitertanol	µg/l					<0.02	<0.02	<0.02	<0.02	<0.02	<0.02	<0.02	-	-	-	-	-	-	-
	Boscalid	µg/l					<0.01	<0.01	<0.01	<0.01	<0.01	<0.01	<0.01	-	-	-	-	-	-	-
	Cadusafos	µg/l					<0.02	<0.02	<0.02	<0.02	<0.02	<0.02	<0.02	-	-	-	-	-	-	-
	Carfentrazone-ethyl	µg/L					<0.04	<0.04	<0.04	<0.04	<0.04	<0.04	<0.04	-	-	-	-	-	-	-
	Chloridazon-desphenyl	µg/l					<0.03	<0.03	<0.03	<0.03	<0.03	<0.03	<0.03	-	-	-	-	-	-	-
	Chloridazon-methyl desphenyl	µg/l					<0.05	<0.05	<0.05	<0.05	<0.05	<0.05	<0.05	-	-	-	-	-	-	-
	Chlorotoluron-desmethyl	µg/l					<0.02	<0.02	<0.02	<0.02	<0.02	<0.02	<0.02	-	-	-	-	-	-	-
	Chlorpropham	µg/L			10[#4]	10[#4]	<0.05	<0.05	<0.05	<0.05	<0.05	<0.05	<0.05	-	-	-	-	-	-	-
	Clodinafop	µg/l					<0.03	<0.03	<0.03	<0.03	<0.03	<0.03	<0.03	-	-	-	-	-	-	-
	Clomeprop	µg/l					<0.01	<0.01	<0.01	<0.01	<0.01	<0.01	<0.01	-	-	-	-	-	-	-
	Crimidine	µg/l					<0.03	<0.03	<0.03	<0.03	<0.03	<0.03	<0.03	-	-	-	-	-	-	-
	Cybutryne (Irgarol)	µg/l					<0.01	<0.01	<0.01	<0.01	<0.01	<0.01	<0.01	-	-	-	-	-	-	-
	Cyprazine	µg/l					<0.02	<0.02	<0.02	<0.02	<0.02	<0.02	<0.02	-	-	-	-	-	-	-
	Cyprodinil	µg/L					<0.02	<0.02	<0.02	<0.02	<0.02	<0.02	<0.02	-	-	-	-	-	-	-
	Dichlofenthion	µg/l					<0.05	<0.05	<0.05	<0.05	<0.05	<0.05	<0.05	-	-	-	-	-	-	-
	Dichlormid	µg/l					<0.05	<0.05	<0.05	<0.05	<0.05	<0.05	<0.05	-	-	-	-	-	-	-
	Diethofencarb	µg/l					<0.02	<0.02	<0.02	<0.02	<0.02	<0.02	<0.02	-	-	-	-	-	-	-
	Difenacoum	µg/l					<0.02	<0.02	<0.02	<0.02	<0.02	<0.02	<0.02	-	-	-	-	-	-	-
	Dimefuron	µg/l					<0.02	<0.02	<0.02	<0.02	<0.02	<0.02	<0.02	-	-	-	-	-	-	-
	Dimethachlo	µg/l					<0.01	<0.01	<0.01	<0.01	<0.01	<0.01	<0.01	-	-	-	-	-	-	-
	Dimethenamid	µg/l					<0.01	<0.01	<0.01	<0.01	<0.01	<0.01	<0.01	-	-	-	-	-	-	-
	Dimethomorph	µg/l					<0.01	<0.01	<0.01	<0.01	<0.01	<0.01	<0.01	-	-	-	-	-	-	-
	Dinoterb	µg/l					<0.04	<0.08	<0.04	<0.04	<0.04	<0.4	<0.04	-	-	-	-	-	-	-
	Diuron desmethyl (DCPMU)	µg/l					<0.03	<0.03	<0.03	<0.03	<0.03	<0.03	<0.03	-	-	-	-	-	-	-

						Location	BH03001	BH03001	BH03001	BH03001	BH03001	BH03001	BH03001	BH03001	BH03001	BH03002	BH03002	BH03002	BH03002	BH03002
						Sampled_Date_Time	21/01/2020	12/03/2020	01/04/2020	16/04/2020	15/05/2020	19/06/2020	29/09/2020	14/01/2021	14/01/2021	05/12/2019	22/01/2020	11/03/2020	02/04/2020	30/04/2020
						Sample_Depth_Avg	49.63	57	57	50	52	52	51.135	0	0	21.13	20.3	26.5	26	26
						Project_ID	LTC - Phase 2	LTC - Phase 2	LTC - Phase 2 LTM	LTC - Phase 2	LTC - Phase 2 LTM	LTC - Phase 2	LTC - Phase 2 LTM	LTC - Phase 2	LTC - Phase 2 LTM	LTC - Phase 2	LTC - Phase 2	LTC - Phase 2 LTM	LTC - Phase 2 LTM	LTC - Phase 2 LTM
Chem_Group	**Analyte**	**Units**	**MDL**	UK Drinking Water Standards	UK Estuaries and coastal waters EQS	UK Freshwater EQS														
	Epoxiconazole	µg/l					<0.03	<0.03	<0.03	<0.03	<0.03	<0.03	<0.03	-	-	-	-	-	-	-
	Etrimphos	µg/L	0.01				<0.01	<0.01	<0.01	<0.01	<0.01	<0.01	<0.01	-	-	-	-	-	-	-
	Fenoxaprop	µg/l					<0.03	<0.03	<0.03	<0.03	<0.03	<0.03	<0.03	-	-	-	-	-	-	-
	Fenpropidin	µg/l					<0.02	<0.02	<0.02	<0.02	<0.02	<0.02	<0.02	-	-	-	-	-	-	-
	Fenuron	µg/l					<0.01	<0.01	<0.01	<0.01	<0.01	<0.01	<0.01	-	-	-	-	-	-	-
	Fipronil	µg/L					<0.05	<0.05	<0.05	<0.05	<0.05	<0.05	<0.05	-	-	-	-	-	-	-
	Florasulam	µg/l					<0.02	<0.02	<0.02	<0.02	<0.02	<0.02	<0.02	-	-	-	-	-	-	-
	Fluazifop	µg/l					<0.02	<0.02	<0.02	<0.02	<0.02	<0.02	<0.02	-	-	-	-	-	-	-
	Fluazifop-P-butyl	µg/L					<0.02	<0.02	<0.02	<0.02	<0.02	<0.02	<0.02	-	-	-	-	-	-	-
	Foramsulfuron	µg/l					<0.01	<0.01	<0.01	<0.01	<0.01	<0.01	<0.01	-	-	-	-	-	-	-
	Furathiocarb	µg/l					<0.02	<0.02	<0.02	<0.02	<0.02	<0.02	<0.02	-	-	-	-	-	-	-
	Haloxyfop	µg/l					<0.03	<0.03	<0.03	<0.03	<0.03	<0.03	<0.03	-	-	-	-	-	-	-
	Haloxyfop-p-methyl	µg/l					<0.03	<0.03	<0.03	<0.03	<0.03	<0.03	<0.03	-	-	-	-	-	-	-
	Heptachlor epoxide	µg/L	0.01	0.03[#1]			<0.01	<0.01	<0.01	<0.01	<0.01	<0.01	<0.01	-	-	-	-	-	-	-
	Imazamox	µg/l					<0.01	<0.01	<0.01	<0.01	<0.01	<0.01	<0.01	-	-	-	-	-	-	-
	Indoxacarb	µg/L					<0.05	<0.05	<0.05	<0.05	<0.05	<0.05	<0.05	-	-	-	-	-	-	-
	Isoproturon-desmethyl	µg/l					<0.02	<0.02	<0.02	<0.02	<0.02	<0.02	<0.02	-	-	-	-	-	-	-
	Isoproturon-monodesmethyl	µg/l					<0.02	<0.02	<0.02	<0.02	<0.02	<0.02	<0.02	-	-	-	-	-	-	-
	Isopyrazam	µg/l					<0.03	<0.03	<0.03	<0.03	<0.03	<0.03	<0.03	-	-	-	-	-	-	-
	Kresoxim-methyl	µg/l					<0.03	<0.03	<0.03	<0.03	<0.03	<0.03	<0.03	-	-	-	-	-	-	-
	Malaoxon	µg/l					<0.02	<0.02	<0.02	<0.02	<0.02	<0.02	<0.02	-	-	-	-	-	-	-
	Mandipropamid	µg/l					-	<0.02	<0.02	<0.02	<0.02	<0.02	<0.02	-	-	-	-	-	-	-
	Mecarbam	µg/l					<0.02	<0.02	<0.02	<0.02	<0.02	<0.02	<0.02	-	-	-	-	-	-	-
	Mesotrione	µg/l					<0.05	<0.05	<0.05	<0.05	<0.05	<0.05	<0.05	-	-	-	-	-	-	-
	Metconazole	µg/l					<0.02	<0.02	<0.02	<0.02	<0.02	<0.02	<0.02	-	-	-	-	-	-	-
	Metribuzin-desamino	µg/l					<0.01	<0.01	<0.01	<0.01	<0.01	<0.01	<0.01	-	-	-	-	-	-	-
	Naptalam	µg/l					<0.03	<0.03	<0.03	<0.03	<0.03	<0.03	<0.03	-	-	-	-	-	-	-

						Location	BH03001	BH03001	BH03001	BH03001	BH03001	BH03001	BH03001	BH03001	BH03001	BH03002	BH03002	BH03002	BH03002	BH03002
						Sampled_Date_Time	21/01/2020	12/03/2020	01/04/2020	16/04/2020	15/05/2020	19/06/2020	29/09/2020	14/01/2021	14/01/2021	05/12/2019	22/01/2020	11/03/2020	02/04/2020	30/04/2020
						Sample_Depth_Avg	49.63	57	57	50	52	52	51.135	0	0	21.13	20.3	26.5	26	26
						Project_ID	LTC - Phase 2	LTC - Phase 2	LTC - Phase 2 LTM	LTC - Phase 2	LTC - Phase 2 LTM	LTC - Phase 2	LTC - Phase 2 LTM	LTC - Phase 2	LTC - Phase 2 LTM	LTC - Phase 2	LTC - Phase 2	LTC - Phase 2 LTM	LTC - Phase 2 LTM	LTC - Phase 2 LTM
				UK Drinking Water Standards	UK Estuaries and coastal waters EQS	UK Freshwater EQS														
Chem_Group	**Analyte**	**Units**	**MDL**																	
	Nicosulfuron	µg/l					<0.01	<0.01	<0.01	<0.01	<0.01	<0.01	<0.01	-	-	-	-	-	-	-
	Nuarimol	µg/l					<0.02	<0.02	<0.02	<0.02	<0.02	<0.02	<0.02	-	-	-	-	-	-	-
	Oxadixyl	µg/l					<0.03	<0.03	<0.03	<0.03	<0.03	<0.03	<0.03	-	-	-	-	-	-	-
	Paraoxon-ethyl	µg/l					<0.02	<0.02	<0.02	<0.02	<0.02	<0.02	<0.02	-	-	-	-	-	-	-
	Parathion-ethyl	µg/l					<0.05	<0.05	<0.05	<0.05	<0.05	<0.05	<0.05	-	-	-	-	-	-	-
	Penconazole	µg/l					<0.02	<0.02	<0.02	<0.02	<0.02	<0.02	<0.02	-	-	-	-	-	-	-
	Pencycuron	µg/l					<0.02	<0.02	<0.02	<0.02	<0.02	<0.02	<0.02	-	-	-	-	-	-	-
	Phosphamidon II (E)	µg/l	0.01				<0.01	<0.01	<0.01	<0.01	<0.01	<0.01	<0.01	-	-	-	-	-	-	-
	Pretilachlor	µg/l					<0.02	<0.02	<0.02	<0.02	<0.02	<0.02	<0.02	-	-	-	-	-	-	-
	Primisulfuron-methyl	µg/l					<0.02	<0.02	<0.02	<0.02	<0.02	<0.02	<0.02	-	-	-	-	-	-	-
	Prodiamine	µg/l					<0.05	<0.05	<0.05	<0.05	<0.05	<0.05	<0.05	-	-	-	-	-	-	-
	Propaquizafop	µg/l					<0.03	<0.03	<0.03	<0.03	<0.03	<0.03	<0.03	-	-	-	-	-	-	-
	Propetamphos	µg/L	0.01		0.03[#4]	0.03[#4]	-	<0.01	<0.01	<0.01	<0.01	<0.01	<0.01	-	-	-	-	-	-	-
	Prosulfocarb	µg/l					<0.01	<0.01	<0.01	<0.01	<0.01	<0.01	<0.01	-	-	-	-	-	-	-
	Prothioconazole	µg/l					<0.05	<0.05	<0.05	<0.05	<0.05	<0.05	<0.05	-	-	-	-	-	-	-
	Pyribenzoxim	µg/l					<0.05	<0.05	<0.05	<0.05	<0.05	<0.05	<0.05	-	-	-	-	-	-	-
	Quinmerac	µg/l					<0.01	<0.01	<0.01	<0.01	<0.01	<0.01	<0.01	-	-	-	-	-	-	-
	Quizalofop	µg/l					<0.05	<0.05	<0.05	<0.05	<0.05	<0.05	<0.05	-	-	-	-	-	-	-
	Rimsulfuron	µg/l					<0.01	<0.01	<0.01	<0.01	<0.01	<0.01	<0.01	-	-	-	-	-	-	-
	Sebuthylazine	µg/l					<0.01	<0.01	<0.01	<0.01	<0.01	<0.01	<0.01	-	-	-	-	-	-	-
	Simazine-2-hydroxy	µg/l					<0.01	<0.01	<0.01	<0.01	<0.01	<0.01	<0.01	-	-	-	-	-	-	-
	Sodium Acifluorfen	µg/L					<0.01	<0.01	<0.01	<0.01	<0.01	<0.1	<0.01	-	-	-	-	-	-	-
	Sulfosulfuron	µg/l					<0.01	<0.01	<0.01	<0.01	<0.01	<0.01	<0.01	-	-	-	-	-	-	-
	Tecnazene	µg/L	0.01		1[#4]	1[#4]	-	<0.01	<0.01	<0.01	<0.01	<0.01	<0.01	-	-	-	-	-	-	-
	Teflubenzuron	µg/l					<0.03	<0.03	<0.03	<0.03	<0.03	<0.03	<0.03	-	-	-	-	-	-	-
	Terbuthylazine-desethyl	µg/l					<0.01	<0.01	<0.01	<0.01	<0.01	<0.01	<0.01	-	-	-	-	-	-	-
	Terbuthylazine-desethyl-2-hydroxy	µg/l					<0.01	<0.01	<0.01	<0.01	<0.01	<0.01	<0.01	-	-	-	-	-	-	-

						Location	BH03001	BH03001	BH03001	BH03001	BH03001	BH03001	BH03001	BH03001	BH03001	BH03002	BH03002	BH03002	BH03002	BH03002
						Sampled_Date_Time	21/01/2020	12/03/2020	01/04/2020	16/04/2020	15/05/2020	19/06/2020	29/09/2020	14/01/2021	14/01/2021	05/12/2019	22/01/2020	11/03/2020	02/04/2020	30/04/2020
						Sample_Depth_Avg	49.63	57	57	50	52	52	51.135	0	0	21.13	20.3	26.5	26	26
						Project_ID	LTC - Phase 2	LTC - Phase 2	LTC - Phase 2 LTM	LTC - Phase 2	LTC - Phase 2 LTM	LTC - Phase 2	LTC - Phase 2 LTM	LTC - Phase 2	LTC - Phase 2 LTM	LTC - Phase 2	LTC - Phase 2	LTC - Phase 2 LTM	LTC - Phase 2 LTM	LTC - Phase 2 LTM
				UK Drinking Water Standards	UK Estuaries and coastal waters EQS	UK Freshwater EQS														
Chem_Group	**Analyte**	**Units**	**MDL**																	
	Terbuthylazine-hydroxy	µg/l					<0.01	<0.01	<0.01	<0.01	<0.01	<0.01	<0.01	-	-	-	-	-	-	-
	Thiabendazole	µg/L			5[#4]	5[#4]	<0.03	<0.03	<0.03	<0.03	<0.03	<0.03	<0.03	-	-	-	-	-	-	-
	Thiamethoxam	µg/L					<0.01	<0.01	<0.01	<0.01	<0.01	<0.01	<0.01	-	-	-	-	-	-	-
	Tribenuron-methyl	µg/L					<0.01	<0.01	<0.01	<0.01	<0.01	<0.01	<0.01	-	-	-	-	-	-	-
	Trietazine	µg/L	0.01				<0.01	<0.01	<0.01	<0.01	<0.01	<0.01	<0.01	-	-	-	-	-	-	-
	Trifloxysulfuron-sodium	µg/l					<0.01	<0.01	<0.01	<0.01	<0.01	<0.01	<0.01	-	-	-	-	-	-	-
	Triflusulfuron-methyl	µg/l					<0.01	<0.01	<0.01	<0.01	<0.01	<0.01	<0.01	-	-	-	-	-	-	-
	Triforine	µg/l					<0.05	<0.05	<0.05	<0.05	<0.05	<0.05	<0.05	-	-	-	-	-	-	-
	Triticonazole	µg/l					<0.01	<0.01	<0.01	<0.01	<0.01	<0.01	<0.01	-	-	-	-	-	-	-
	Desmetryn	mg/L					<0.00001	<0.00001	<0.00001	<0.00001	<0.00001	<0.00001	<0.00001	-	-	-	-	-	-	-
	Simetryn	mg/L					<0.00001	<0.00001	<0.00001	<0.00001	<0.00001	<0.00001	<0.00001	-	-	-	-	-	-	-
	Clothianidin	µg/L					<0.01	<0.01	<0.01	<0.01	<0.01	<0.01	<0.01	-	-	-	-	-	-	-
	Cymoxanil	µg/L					<0.05	<0.05	<0.05	<0.05	<0.05	<0.05	<0.05	-	-	-	-	-	-	-
	Fluazifop-butyl	µg/L					<0.02	<0.02	<0.02	<0.02	<0.02	<0.02	<0.02	-	-	-	-	-	-	-
	Imazamethabenz-methyl	µg/L					<0.01	<0.01	<0.01	<0.01	<0.01	<0.01	<0.01	-	-	-	-	-	-	-
	Mesosulfuron-methyl	µg/L					<0.02	<0.02	<0.02	<0.02	<0.02	<0.02	<0.02	-	-	-	-	-	-	-
	Metamitron	µg/L					<0.03	<0.03	<0.03	<0.03	<0.03	<0.03	<0.03	-	-	-	-	-	-	-
	Metobromuron	µg/L					<0.03	<0.03	<0.03	<0.03	<0.03	<0.03	<0.03	-	-	-	-	-	-	-
	Monuron	µg/L					<0.02	<0.02	<0.02	<0.02	<0.02	<0.02	<0.02	-	-	-	-	-	-	-
	Secbumeton	µg/L					<0.01	<0.01	<0.01	<0.01	<0.01	<0.01	<0.01	-	-	-	-	-	-	-
	Spiroxamine	µg/L					<0.01	<0.01	<0.01	<0.01	<0.01	<0.01	<0.01	-	-	-	-	-	-	-
	Clomazon	µg/L					<0.01	<0.01	<0.01	<0.01	<0.01	<0.01	<0.01	-	-	-	-	-	-	-
	Metazachlor	µg/L	0.01				<0.01	<0.01	<0.01	<0.01	<0.01	<0.01	<0.01	-	-	-	-	-	-	-
	Methabenzthiazuran	µg/L					<0.01	<0.01	<0.01	<0.01	<0.01	<0.01	<0.01	-	-	-	-	-	-	-
	Iprovalicarb	µg/L					<0.01	<0.01	<0.01	<0.01	<0.01	<0.01	<0.01	-	-	-	-	-	-	-
	Chloroxuron	µg/L					<0.01	<0.01	<0.01	<0.01	<0.01	<0.01	<0.01	-	-	-	-	-	-	-
	Neburon	µg/L					<0.01	<0.01	<0.01	<0.01	<0.01	<0.01	<0.01	-	-	-	-	-	-	-

						Location	BH03001	BH03001	BH03001	BH03001	BH03001	BH03001	BH03001	BH03001	BH03001	BH03002	BH03002	BH03002	BH03002	BH03002
						Sampled_Date_Time	21/01/2020	12/03/2020	01/04/2020	16/04/2020	15/05/2020	19/06/2020	29/09/2020	14/01/2021	14/01/2021	05/12/2019	22/01/2020	11/03/2020	02/04/2020	30/04/2020
						Sample_Depth_Avg	49.63	57	57	50	52	52	51.135	0	0	21.13	20.3	26.5	26	26
						Project_ID	LTC - Phase 2	LTC - Phase 2	LTC - Phase 2 LTM	LTC - Phase 2	LTC - Phase 2 LTM	LTC - Phase 2	LTC - Phase 2 LTM	LTC - Phase 2	LTC - Phase 2 LTM	LTC - Phase 2	LTC - Phase 2	LTC - Phase 2 LTM	LTC - Phase 2 LTM	LTC - Phase 2 LTM
				UK Drinking Water Standards	UK Estuaries and coastal waters EQS	UK Freshwater EQS														
Chem_Group	**Analyte**	**Units**	**MDL**																	
	Metribuzin	µg/L					<0.03	<0.03	<0.03	<0.03	<0.03	<0.03	<0.03	-	-	-	-	-	-	-
	2,3,6-Trichlorobenzoic Acid (Tba)	µg/L					<0.1	<0.1	<0.1	<0.1	<0.1	<1	<0.5	-	-	-	-	-	-	-
	2,4,5-Trichlorophenoxy Acetic Acid	µg/L					<0.01	<0.01	<0.01	<0.01	<0.01	<0.1	<0.01	-	-	-	-	-	-	-
	2,4,5-TP (Silvex)	µg/L					<0.01	<0.01	<0.01	<0.01	<0.01	<0.1	<0.01	-	-	-	-	-	-	-
	Pyrimethanil	µg/L					<0.02	<0.02	<0.02	<0.02	<0.02	<0.02	<0.02	-	-	-	-	-	-	-
	Hedonal	µg/L			0.3[#2]	0.3[#2]	<0.01	<0.01	<0.01	<0.01	<0.01	<0.1	<0.01	-	-	-	-	-	-	-
	2,4-DDT	µg/L	0.01		0.00625[#42]	0.00625[#42]	<0.01	<0.01	<0.01	<0.05	<0.01	<0.01	<0.05	-	-	-	-	-	-	-
	Propachlor	µg/L	0.01				<0.01	<0.01	<0.01	<0.01	<0.01	<0.01	<0.01	-	-	-	-	-	-	-
	Propamocarb	µg/L					<0.03	<0.03	<0.03	<0.03	<0.03	<0.03	<0.03	-	-	-	-	-	-	-
	2,4-Dichlorprop	µg/L					<0.01	<0.01	<0.01	<0.01	<0.01	<0.1	<0.01	-	-	-	-	-	-	-
	3-Hydroxy Carbofuran	µg/L					<0.01	<0.01	<0.01	<0.01	<0.01	<0.01	<0.01	-	-	-	-	-	-	-
	4-(2,4-Dichlorophenoxy)butyric Acid (2,4-DB)	µg/L					<0.02	<0.02	<0.02	<0.02	<0.02	<0.2	<0.02	-	-	-	-	-	-	-
	4,4-DDE	µg/L	0.01		0.00625[#42]	0.00625[#42]	<0.01	<0.01	<0.01	<0.01	<0.01	<0.01	<0.01	-	-	-	-	-	-	-
	4-Bromo-3,5-dimethylphenyl-N-methylcarbamate	µg/L					<0.02	<0.02	<0.02	<0.02	<0.02	<0.02	<0.02	-	-	-	-	-	-	-
	a-BHC	µg/L	0.01				<0.01	<0.01	<0.01	<0.01	<0.01	<0.01	<0.01	-	-	-	-	-	-	-
	Acetochlor	µg/L					<0.03	<0.03	<0.03	<0.03	<0.03	<0.03	<0.03	-	-	-	-	-	-	-
	Aldicarb	µg/L					<0.05	<0.05	<0.05	<0.05	<0.05	<0.05	<0.05	-	-	-	-	-	-	-
	Aldicarb sulfone	µg/L					<0.01	<0.01	<0.01	<0.01	<0.01	<0.01	<0.01	-	-	-	-	-	-	-
	Aldrin	µg/L	0.01	0.03[#1]	0.00125[#43]	0.0025[#44]	<0.01	<0.01	<0.01	<0.01	<0.01	<0.02	<0.01	-	-	-	-	-	-	-
	Ametryn	µg/L					<0.01	<0.01	<0.01	<0.01	<0.01	<0.01	<0.01	-	-	-	-	-	-	-
	Amidosulfuron	µg/L					<0.02	<0.02	<0.02	<0.02	<0.02	<0.02	<0.02	-	-	-	-	-	-	-
	Acetamiprid	µg/L					<0.01	<0.01	<0.01	<0.01	<0.01	<0.01	<0.01	-	-	-	-	-	-	-
	Aclonifen	µg/L					<0.03	<0.03	<0.03	<0.03	<0.03	<0.03	<0.03	-	-	-	-	-	-	-
	Actril (Ioxynil)	µg/L			10[#4]	10[#4]	<0.01	<0.01	<0.01	<0.01	<0.01	<0.1	<0.01	-	-	-	-	-	-	-
	Atraton	µg/L					<0.01	<0.01	<0.01	<0.01	<0.01	<0.01	<0.01	-	-	-	-	-	-	-
	Atrazine	µg/L	0.01		0.6[#2]	0.6[#2]	<0.01	<0.01	<0.01	<0.01	<0.01	<0.01	<0.01	-	-	-	-	-	-	-
	Azinophos methyl	µg/L	0.02		0.01[#8]	0.01[#8]	<0.04	<0.04	<0.04	<0.02	<0.04	<0.04	<0.04	-	-	-	-	-	-	-

						Location	BH03001	BH03001	BH03001	BH03001	BH03001	BH03001	BH03001	BH03001	BH03001	BH03002	BH03002	BH03002	BH03002	BH03002
						Sampled_Date_Time	21/01/2020	12/03/2020	01/04/2020	16/04/2020	15/05/2020	19/06/2020	29/09/2020	14/01/2021	14/01/2021	05/12/2019	22/01/2020	11/03/2020	02/04/2020	30/04/2020
						Sample_Depth_Avg	49.63	57	57	50	52	52	51.135	0	0	21.13	20.3	26.5	26	26
						Project_ID	LTC - Phase 2	LTC - Phase 2	LTC - Phase 2 LTM	LTC - Phase 2	LTC - Phase 2 LTM	LTC - Phase 2	LTC - Phase 2 LTM	LTC - Phase 2	LTC - Phase 2 LTM	LTC - Phase 2	LTC - Phase 2	LTC - Phase 2 LTM	LTC - Phase 2 LTM	LTC - Phase 2 LTM
				UK Drinking Water Standards	UK Estuaries and coastal waters EQS	UK Freshwater EQS														
Chem_Group	**Analyte**	**Units**	**MDL**																	
	Baygon	µg/L					<0.01	<0.01	<0.01	<0.01	<0.01	<0.01	<0.01	-	-	-	-	-	-	-
	b-BHC	µg/L	0.01				<0.01	<0.01	<0.01	<0.01	<0.01	<0.01	<0.01	-	-	-	-	-	-	-
	Benazolin	µg/L					<0.05	<0.05	<0.05	<0.05	<0.05	<0.5	<0.05	-	-	-	-	-	-	-
	Bendiocarb	µg/L					<0.01	<0.01	<0.01	<0.01	<0.01	<0.01	<0.01	-	-	-	-	-	-	-
	Bentazone	µg/L			500[#4]	500[#4]	<0.01	<0.01	<0.01	<0.01	<0.01	<0.1	<0.01	-	-	-	-	-	-	-
	Bidrin	µg/L					<0.01	<0.01	<0.01	<0.01	<0.01	<0.01	<0.01	-	-	-	-	-	-	-
	Bromacil	µg/L					<0.01	<0.01	<0.01	<0.01	<0.01	<0.01	<0.01	-	-	-	-	-	-	-
	Bromazil	µg/L					<0.03	<0.03	<0.03	<0.03	<0.03	<0.03	<0.03	-	-	-	-	-	-	-
	Bromophos-ethyl	µg/L					<0.03	<0.03	<0.03	<0.03	<0.03	<0.03	<0.03	-	-	-	-	-	-	-
	Bromoxynil	µg/L			100[#4]	100[#4]	<0.01	<0.01	<0.01	<0.01	<0.01	<0.1	<0.01	-	-	-	-	-	-	-
	Carbaryl	µg/L					<0.01	<0.01	<0.01	<0.01	<0.01	<0.01	<0.01	-	-	-	-	-	-	-
	Carbendazim	µg/L				0.15[#4]	<0.01	<0.01	<0.01	<0.01	<0.01	<0.01	<0.01	-	-	-	-	-	-	-
	Carbetamide	µg/L					<0.01	<0.01	<0.01	<0.01	<0.01	<0.01	<0.01	-	-	-	-	-	-	-
	Carbofuran	µg/L					<0.01	<0.01	<0.01	<0.01	<0.01	<0.01	<0.01	-	-	-	-	-	-	-
	Carbophenothion	µg/L	0.01				-	<0.01	<0.01	<0.01	<0.01	<0.02	<0.01	-	-	-	-	-	-	-
	Carboxin	µg/L					<0.02	<0.02	<0.02	<0.02	<0.02	<0.02	<0.02	-	-	-	-	-	-	-
	Chlorbromuron	µg/L					<0.01	<0.01	<0.01	<0.01	<0.01	<0.01	<0.01	-	-	-	-	-	-	-
	Chlordane (cis)	µg/L	0.01				<0.01	<0.01	<0.01	<0.01	<0.01	<0.01	<0.01	-	-	-	-	-	-	-
	Azinphos Ethyl	µg/L	0.02				<0.04	<0.02	<0.02	<0.02	<0.04	<0.04	<0.04	-	-	-	-	-	-	-
	Chlordane (trans)	µg/L	0.01				<0.01	<0.01	<0.01	<0.01	<0.01	<0.01	<0.01	-	-	-	-	-	-	-
	Chlorfenvinphos	µg/L	0.01		0.1[#2]	0.1[#2]	<0.01	<0.01	<0.01	<0.01	<0.01	<0.01	<0.01	-	-	-	-	-	-	-
	Chloridazon	µg/L					<0.01	<0.01	<0.01	<0.01	<0.01	<0.01	<0.01	-	-	-	-	-	-	-
	Chlorotoluron	µg/L			2[#4]	2[#4]	<0.01	<0.01	<0.01	<0.01	<0.01	<0.01	<0.01	-	-	-	-	-	-	-
	Chlorpyrifos	µg/L	0.01		0.03[#2]		<0.005	<0.005	<0.005	<0.005	<0.005	<0.005	<0.005	-	-	-	-	-	-	-
	Chlorpyrifos-methyl	µg/L	0.01				<0.01	<0.01	<0.01	<0.01	<0.01	<0.02	<0.02	-	-	-	-	-	-	-
	Chlorsulfuron	µg/L					-	<0.01	<0.01	<0.01	<0.01	<0.01	<0.01	-	-	-	-	-	-	-
	Clopyralid	µg/L					<0.03	<0.03	<0.03	<0.03	<0.03	<0.3	<0.03	-	-	-	-	-	-	-

						Location	BH03001	BH03001	BH03001	BH03001	BH03001	BH03001	BH03001	BH03001	BH03001	BH03002	BH03002	BH03002	BH03002	BH03002
						Sampled_Date_Time	21/01/2020	12/03/2020	01/04/2020	16/04/2020	15/05/2020	19/06/2020	29/09/2020	14/01/2021	14/01/2021	05/12/2019	22/01/2020	11/03/2020	02/04/2020	30/04/2020
						Sample_Depth_Avg	49.63	57	57	50	52	52	51.135	0	0	21.13	20.3	26.5	26	26
						Project_ID	LTC - Phase 2	LTC - Phase 2	LTC - Phase 2 LTM	LTC - Phase 2	LTC - Phase 2 LTM	LTC - Phase 2	LTC - Phase 2 LTM	LTC - Phase 2	LTC - Phase 2 LTM	LTC - Phase 2	LTC - Phase 2	LTC - Phase 2 LTM	LTC - Phase 2 LTM	LTC - Phase 2 LTM
				UK Drinking Water Standards	UK Estuaries and coastal waters EQS	UK Freshwater EQS														
Chem_Group	**Analyte**	**Units**	**MDL**																	
	Coumaphos	µg/L	0.01		0.03[#4]	0.03[#4]	<0.01	<0.01	<0.01	<0.01	<0.01	<0.01	<0.01	-	-	-	-	-	-	-
	Cyanazine	µg/L	0.01				<0.01	<0.01	<0.01	<0.01	<0.01	<0.01	<0.01	-	-	-	-	-	-	-
	Cyproconazole	µg/L					<0.01	<0.01	<0.01	<0.01	<0.01	<0.01	<0.01	-	-	-	-	-	-	-
	Cyromazine	µg/L					<0.05	<0.05	<0.05	<0.05	<0.05	<0.05	<0.05	-	-	-	-	-	-	-
	d-BHC	µg/L	0.01				<0.01	<0.01	<0.01	<0.01	<0.01	<0.01	<0.01	-	-	-	-	-	-	-
	DDD	µg/L	0.01		0.00625[#42]	0.00625[#42]	<0.01	<0.01	<0.01	<0.01	<0.01	<0.01	<0.01	-	-	-	-	-	-	-
	DDT	µg/L	0.01		0.01[#45]	0.01[#45]	<0.01	<0.01	<0.02	<0.1	<0.02	<0.02	<0.06	-	-	-	-	-	-	-
	Deisopropylatrazine	µg/L					<0.01	<0.01	<0.01	<0.01	<0.01	<0.01	<0.01	-	-	-	-	-	-	-
	Chlorothalonil	µg/L	0.01			0.035[#2]	<0.01	<0.01	<0.01	<1	<0.01	<0.04	<0.01	-	-	-	-	-	-	-
	Deethylatrazine	µg/L					<0.01	<0.01	<0.01	<0.01	<0.01	<0.01	<0.01	-	-	-	-	-	-	-
	Demeton-S-methyl	µg/L	0.01				-	<0.01	<0.01	<0.01	<0.01	<0.02	<0.01	-	-	-	-	-	-	-
	Diazinon	µg/L	0.01		0.01[#2]	0.01[#2]	<0.01	<0.01	<0.01	<0.01	<0.01	<0.01	<0.01	-	-	-	-	-	-	-
	Dicamba	µg/L					<0.03	<0.03	<0.03	<0.03	<0.03	<0.3	<0.06	-	-	-	-	-	-	-
	Dichlobenil	µg/L	0.01				-	<0.01	<0.01	<0.01	<0.01	<0.01	<0.01	-	-	-	-	-	-	-
	Dichlorvos	µg/L	0.01		0.04[#4]	0.001[#4]	<0.01	<0.01	<0.01	<0.01	<0.01	<0.01	<0.01	-	-	-	-	-	-	-
	Diclofop	µg/L					<0.02	<0.02	<0.02	<0.02	<0.02	<0.2	<0.02	-	-	-	-	-	-	-
	Dieldrin	µg/L	0.01	0.03[#1]	0.00125[#43]	0.0025[#44]	<0.01	<0.01	<0.01	<0.01	<0.01	<0.01	<0.01	-	-	-	-	-	-	-
	Difenoconazole	µg/L					<0.02	<0.02	<0.02	<0.02	<0.02	<0.02	<0.02	-	-	-	-	-	-	-
	Difenoxuron	µg/L					<0.02	<0.02	<0.02	<0.02	<0.02	<0.02	<0.02	-	-	-	-	-	-	-
	Diflubenzuron	µg/L			0.005[#4]	0.001[#4]	<0.02	<0.02	<0.02	<0.02	<0.02	<0.02	<0.02	-	-	-	-	-	-	-
	Diflufenican	µg/L					<0.01	<0.01	<0.01	<0.01	<0.01	<0.01	<0.01	-	-	-	-	-	-	-
	Dimethoate	µg/L	0.01		0.48[#2]	0.48[#2]	<0.01	<0.01	<0.01	<0.01	<0.01	<0.01	<0.01	-	-	-	-	-	-	-
	Dinoseb	µg/L					<0.02	<0.02	<0.02	<0.02	<0.02	<0.2	<0.02	-	-	-	-	-	-	-
	Disulfoton	µg/L	0.01				-	<0.01	<0.01	<0.01	<0.01	<0.01	<0.01	-	-	-	-	-	-	-
	Diuron	µg/L			0.2[#2]	0.2[#2]	<0.01	<0.01	<0.01	<0.01	<0.01	<0.01	<0.01	-	-	-	-	-	-	-
	Endosulfan I	µg/L	0.01				<0.01	<0.01	<0.01	<0.01	<0.01	<0.01	<0.01	-	-	-	-	-	-	-
	Endosulfan II	µg/L	0.02				<0.02	<0.02	<0.02	<0.02	<0.02	<0.02	<0.02	-	-	-	-	-	-	-

						Location	BH03001	BH03001	BH03001	BH03001	BH03001	BH03001	BH03001	BH03001	BH03001	BH03002	BH03002	BH03002	BH03002	BH03002
						Sampled_Date_Time	21/01/2020	12/03/2020	01/04/2020	16/04/2020	15/05/2020	19/06/2020	29/09/2020	14/01/2021	14/01/2021	05/12/2019	22/01/2020	11/03/2020	02/04/2020	30/04/2020
						Sample_Depth_Avg	49.63	57	57	50	52	52	51.135	0	0	21.13	20.3	26.5	26	26
						Project_ID	LTC - Phase 2	LTC - Phase 2	LTC - Phase 2 LTM	LTC - Phase 2	LTC - Phase 2 LTM	LTC - Phase 2	LTC - Phase 2 LTM	LTC - Phase 2	LTC - Phase 2 LTM	LTC - Phase 2	LTC - Phase 2	LTC - Phase 2 LTM	LTC - Phase 2 LTM	LTC - Phase 2 LTM
				UK Drinking Water Standards	UK Estuaries and coastal waters EQS	UK Freshwater EQS														
Chem_Group	**Analyte**	**Units**	**MDL**																	
	Endosulfan sulphate	µg/L	0.02				-	<0.02	<0.02	<0.04	<0.04	<0.02	<0.04	-	-	-	-	-	-	-
	Endrin	µg/L	0.01		0.00125[#43]	0.0025[#44]	<0.01	<0.01	<0.02	<0.02	<0.01	<0.01	<0.02	-	-	-	-	-	-	-
	s-Ethyl dipropylthiocarbamate	µg/L					<0.02	<0.02	<0.02	<0.02	<0.02	<0.02	<0.02	-	-	-	-	-	-	-
	Ethiofencarb	µg/L					<0.02	<0.02	<0.02	<0.02	<0.02	<0.02	<0.02	-	-	-	-	-	-	-
	Ethion	µg/L	0.01				<0.02	<0.01	<0.01	<0.01	<0.01	<0.02	<0.01	-	-	-	-	-	-	-
	Ethoprop	µg/L					<0.02	<0.02	<0.02	<0.02	<0.02	<0.02	<0.02	-	-	-	-	-	-	-
	Ethofumesate	µg/L					<0.01	<0.01	<0.01	<0.01	<0.01	<0.01	<0.01	-	-	-	-	-	-	-
	Etridiazole	µg/L	0.01				<0.01	<0.01	<0.01	<0.01	<0.01	<0.01	<0.01	-	-	-	-	-	-	-
	Fenamiphos	µg/L					<0.02	<0.02	<0.02	<0.02	<0.02	<0.02	<0.02	-	-	-	-	-	-	-
	Fenarimol	µg/L					<0.03	<0.03	<0.03	<0.03	<0.03	<0.03	<0.03	-	-	-	-	-	-	-
	Fenitrothion	µg/L	0.01		0.01[#4]	0.01[#4]	<0.01	<0.01	<0.01	<0.01	<0.01	<0.02	<0.02	-	-	-	-	-	-	-
	Fensulfothion	µg/L					<0.02	<0.02	<0.02	<0.02	<0.02	<0.02	<0.02	-	-	-	-	-	-	-
	Fenhexamid	µg/L					<0.03	<0.03	<0.03	<0.03	<0.03	<0.03	<0.03	-	-	-	-	-	-	-
	Fenoxycarb	µg/L					<0.02	<0.02	<0.02	<0.02	<0.02	<0.02	<0.02	-	-	-	-	-	-	-
	Fenthion	µg/L	0.01				<0.01	<0.01	<0.01	<0.01	<0.01	<0.02	<0.01	-	-	-	-	-	-	-
	Fenpropimorf	µg/L					<0.01	<0.01	<0.01	<0.01	<0.01	<0.01	<0.01	-	-	-	-	-	-	-
	Fluroxypyr	µg/L					<0.02	<0.02	<0.02	<0.02	<0.02	<0.2	<0.02	-	-	-	-	-	-	-
	Flutolanil	µg/L					<0.02	<0.02	<0.02	<0.02	<0.02	<0.02	<0.02	-	-	-	-	-	-	-
	Fonofos	µg/L					<0.05	<0.05	<0.05	<0.05	<0.05	<0.05	<0.05	-	-	-	-	-	-	-
	EPTC	µg/L					-									-	-			
	g-BHC (Lindane)	µg/L	0.01				<0.01	<0.01	<0.01	<0.01	<0.01	<0.01	<0.01	-	-	-	-	-	-	-
	Haloxyfop-methyl	µg/L					<0.03	<0.03	<0.03	<0.03	<0.03	<0.03	<0.03	-	-	-	-	-	-	-
	Thifensulfuron	µg/L					<0.01	<0.01	<0.01	<0.01	<0.01	<0.01	<0.01	-	-	-	-	-	-	-
	Heptachlor	µg/L	0.01	0.03[#1]			<0.01	<0.01	<0.01	<0.02	<0.01	<0.01	<0.02	-	-	-	-	-	-	-
	Hexaconazole	µg/L					<0.02	<0.02	<0.02	<0.02	<0.02	<0.02	<0.02	-	-	-	-	-	-	-
	Hexazinone	µg/L					<0.01	<0.01	<0.01	<0.01	<0.01	<0.01	<0.01	-	-	-	-	-	-	-
	Hydroxyatrazine	µg/L					<0.01	<0.01	<0.01	<0.01	<0.01	<0.01	<0.01	-	-	-	-	-	-	-

						Location	BH03001	BH03001	BH03001	BH03001	BH03001	BH03001	BH03001	BH03001	BH03001	BH03002	BH03002	BH03002	BH03002	BH03002
						Sampled_Date_Time	21/01/2020	12/03/2020	01/04/2020	16/04/2020	15/05/2020	19/06/2020	29/09/2020	14/01/2021	14/01/2021	05/12/2019	22/01/2020	11/03/2020	02/04/2020	30/04/2020
						Sample_Depth_Avg	49.63	57	57	50	52	52	51.135	0	0	21.13	20.3	26.5	26	26
						Project_ID	LTC - Phase 2	LTC - Phase 2	LTC - Phase 2 LTM	LTC - Phase 2	LTC - Phase 2 LTM	LTC - Phase 2	LTC - Phase 2 LTM	LTC - Phase 2	LTC - Phase 2 LTM	LTC - Phase 2	LTC - Phase 2	LTC - Phase 2 LTM	LTC - Phase 2 LTM	LTC - Phase 2 LTM
				UK Drinking Water Standards	UK Estuaries and coastal waters EQS	UK Freshwater EQS														
Chem_Group	**Analyte**	**Units**	**MDL**																	
	Iprodione	µg/L					<0.03	<0.03	<0.03	<0.03	<0.03	<0.03	<0.03	-	-	-	-	-	-	-
	Isodrin	µg/L	0.01		0.00125[#43]	0.0025[#44]	<0.01	<0.01	<0.01	<0.01	<0.01	<0.01	<0.01	-	-	-	-	-	-	-
	Isoproturon	µg/L			0.3[#2]	0.3[#2]	<0.01	<0.01	<0.01	<0.01	<0.01	<0.01	<0.01	-	-	-	-	-	-	-
	Linuron	µg/L			0.5[#2]	0.5[#2]	<0.02	<0.02	<0.02	<0.02	<0.02	<0.02	<0.02	-	-	-	-	-	-	-
	Malathion	µg/L	0.01		0.02[#4]	0.01[#4]	<0.01	<0.01	<0.01	<0.01	<0.01	<0.01	<0.01	-	-	-	-	-	-	-
	2-Methyl-4-chlorophenoxyacetic acid	µg/L					<0.01	<0.01	<0.01	<0.01	<0.01	<0.1	<0.01	-	-	-	-	-	-	-
	2-Methyl-4-Chlorophenoxy Butanoic Acid	µg/L					<0.02	<0.02	<0.02	<0.02	<0.02	<0.2	<0.02	-	-	-	-	-	-	-
	Mecoprop	µg/L			18[#2]	18[#2]	<0.01	<0.01	<0.01	<0.01	<0.01	<0.1	<0.01	-	-	-	-	-	-	-
	Mefenpyr-diethyl	µg/L					<0.02	<0.02	<0.02	<0.02	<0.02	<0.02	<0.02	-	-	-	-	-	-	-
	Metachlor	µg/L	0.01		0.3[#2]	0.3[#2]	<0.01	<0.01	<0.01	<0.01	<0.01	<0.01	<0.01	-	-	-	-	-	-	-
	Metalaxyl	µg/L					<0.01	<0.01	<0.01	<0.01	<0.01	<0.01	<0.01	-	-	-	-	-	-	-
	Methamidophos	µg/L					<0.01	<0.01	<0.01	<0.01	<0.01	<0.01	<0.01	-	-	-	-	-	-	-
	Methidathion	µg/L					<0.01	<0.01	<0.01	<0.01	<0.01	<0.01	<0.01	-	-	-	-	-	-	-
	Methiocarb	µg/L				0.01[#4]	<0.01	<0.01	<0.01	<0.01	<0.01	<0.01	<0.01	-	-	-	-	-	-	-
	Methomyl	µg/L					<0.01	<0.01	<0.01	<0.01	<0.01	<0.01	<0.01	-	-	-	-	-	-	-
	Methoxychlor	µg/L	0.01				<0.01	<0.01	<0.02	<0.08	<0.02	<0.02	<0.07	-	-	-	-	-	-	-
	Methoxyfenozide	µg/L					<0.03	<0.03	<0.03	<0.03	<0.03	<0.03	<0.03	-	-	-	-	-	-	-
	Methyl parathion	µg/L	0.01				<0.01	<0.01	<0.01	<0.01	<0.01	<0.02	<0.02	-	-	-	-	-	-	-
	Metolachlor	µg/L					<0.01	<0.01	<0.01	<0.01	<0.01	<0.01	<0.01	-	-	-	-	-	-	-
	Metoxuron	µg/L					<0.01	<0.01	<0.01	<0.01	<0.01	<0.01	<0.01	-	-	-	-	-	-	-
	Metsulfuron Methyl	µg/L					<0.01	<0.01	<0.01	<0.01	<0.01	<0.01	<0.01	-	-	-	-	-	-	-
	Mevinphos (Phosdrin)	µg/L	0.01			0.02(MAC)[#46]	<0.01	<0.01	<0.01	<0.01	<0.01	<0.02	<0.01	-	-	-	-	-	-	-
	Molinate	µg/L					<0.01	<0.01	<0.01	<0.01	<0.01	<0.01	<0.01	-	-	-	-	-	-	-
	Monlinuran	µg/L					<0.02	<0.02	<0.02	<0.02	<0.02	<0.02	<0.02	-	-	-	-	-	-	-
	Monocrotophos	µg/L					<0.01	<0.01	<0.01	<0.01	<0.01	<0.01	<0.01	-	-	-	-	-	-	-
	Napropamide	µg/L					<0.01	<0.01	<0.01	<0.01	<0.01	<0.01	<0.01	-	-	-	-	-	-	-
	Flusilazole (NuStar)	µg/L					<0.01	<0.01	<0.01	<0.01	<0.01	<0.01	<0.01	-	-	-	-	-	-	-

						Location	BH03001	BH03001	BH03001	BH03001	BH03001	BH03001	BH03001	BH03001	BH03001	BH03002	BH03002	BH03002	BH03002	BH03002
						Sampled_Date_Time	21/01/2020	12/03/2020	01/04/2020	16/04/2020	15/05/2020	19/06/2020	29/09/2020	14/01/2021	14/01/2021	05/12/2019	22/01/2020	11/03/2020	02/04/2020	30/04/2020
						Sample_Depth_Avg	49.63	57	57	50	52	52	51.135	0	0	21.13	20.3	26.5	26	26
						Project_ID	LTC - Phase 2	LTC - Phase 2	LTC - Phase 2 LTM	LTC - Phase 2	LTC - Phase 2 LTM	LTC - Phase 2	LTC - Phase 2 LTM	LTC - Phase 2	LTC - Phase 2 LTM	LTC - Phase 2	LTC - Phase 2	LTC - Phase 2 LTM	LTC - Phase 2 LTM	LTC - Phase 2 LTM
				UK Drinking Water Standards	UK Estuaries and coastal waters EQS	UK Freshwater EQS														
Chem_Group	**Analyte**	**Units**	**MDL**																	
	o,p-DDD	µg/L	0.01				<0.01	<0.01	<0.01	<0.01	<0.01	<0.01	<0.01	-	-	-	-	-	-	-
	o,p'-DDE	µg/L	0.01				<0.01	<0.01	<0.01	<0.01	<0.01	<0.02	<0.01	-	-	-	-	-	-	-
	o,p-Methoxychlor	µg/L	0.01				-	<0.01	<0.01	<0.05	<0.02	<0.02	<0.04	-	-	-	-	-	-	-
	Omethoate	µg/L	0.01			0.01[#4]	<0.01	<0.02	<0.01	<0.01	<0.01	<0.01	<0.01	-	-	-	-	-	-	-
	Oxamyl	µg/L					<0.01	<0.01	<0.01	<0.01	<0.01	<0.01	<0.01	-	-	-	-	-	-	-
	Paclobutrazol	µg/L					<0.02	<0.02	<0.02	<0.02	<0.02	<0.02	<0.02	-	-	-	-	-	-	-
	Methyl Paraoxon	µg/L					<0.02	<0.02	<0.02	<0.02	<0.02	<0.02	<0.02	-	-	-	-	-	-	-
	Parathion	µg/L	0.01				<0.01	<0.01	<0.01	<0.01	<0.01	<0.02	<0.01	-	-	-	-	-	-	-
	Pendimethalin	µg/L	0.01			0.3[#2]	<0.01	<0.01	<0.01	<0.01	<0.01	<0.01	<0.01	-	-	-	-	-	-	-
	Imidacloprid	µg/L					<0.01	<0.01	<0.01	<0.01	<0.01	<0.01	<0.01	-	-	-	-	-	-	-
	Permethrin	µg/L	0.01		0.0002[#4]	0.001[#4]	-	<0.01	<0.01	<0.02	<0.01	<0.01	<0.01	-	-	-	-	-	-	-
	Permethrin II	µg/L	0.01				-	<0.01	<0.01	<0.01	<0.01	<0.01	<0.01	-	-	-	-	-	-	-
	Phorate	µg/L	0.01				<0.01	<0.01	<0.01	<0.01	<0.01	<0.01	<0.01	-	-	-	-	-	-	-
	Phosmet	µg/L					<0.05	<0.05	<0.05	<0.05	<0.05	<0.05	<0.05	-	-	-	-	-	-	-
	Lenacil	µg/L					<0.03	<0.03	<0.03	<0.03	<0.03	<0.03	<0.03	-	-	-	-	-	-	-
	Picloram	µg/L					<0.05	<0.02	<0.02	<0.02	<0.02	<0.05	<0.02	-	-	-	-	-	-	-
	Picoxystrobin	µg/L					<0.01	<0.01	<0.01	<0.01	<0.01	<0.01	<0.01	-	-	-	-	-	-	-
	Pirimicarb	µg/L			1[#4]	1[#4]	<0.01	<0.01	<0.01	<0.01	<0.01	<0.01	<0.01	-	-	-	-	-	-	-
	Pirimiphos-methyl	µg/L	0.01		0.015[#4]	0.015[#4]	<0.01	<0.01	<0.01	<0.01	<0.01	<0.01	<0.01	-	-	-	-	-	-	-
	Pirimphos-ethyl	µg/L					<0.02	<0.02	<0.02	<0.02	<0.02	<0.02	<0.02	-	-	-	-	-	-	-
	Prochloraz	µg/L			4[#4]	4[#4]	<0.02	<0.02	<0.02	<0.02	<0.02	<0.02	<0.02	-	-	-	-	-	-	-
	Profenofos	µg/L					<0.01	<0.01	<0.01	<0.01	<0.01	<0.01	<0.01	-	-	-	-	-	-	-
	Promecarb	µg/L					<0.01	<0.01	<0.01	<0.01	<0.01	<0.01	<0.01	-	-	-	-	-	-	-
	Prometon	µg/L					<0.02	<0.02	<0.02	<0.02	<0.02	<0.02	<0.02	-	-	-	-	-	-	-
	Prometryn	µg/L	0.01				<0.01	<0.01	<0.01	<0.01	<0.01	<0.01	<0.01	-	-	-	-	-	-	-
	Pronamide	µg/L	0.01		100[#4]	100[#4]	<0.01	<0.01	<0.01	<0.01	<0.01	<0.01	<0.01	-	-	-	-	-	-	-
	Propanil	µg/L					<0.03	<0.03	<0.03	<0.03	<0.03	<0.03	<0.03	-	-	-	-	-	-	-

						Location	BH03001	BH03001	BH03001	BH03001	BH03001	BH03001	BH03001	BH03001	BH03001	BH03002	BH03002	BH03002	BH03002	BH03002
						Sampled_Date_Time	21/01/2020	12/03/2020	01/04/2020	16/04/2020	15/05/2020	19/06/2020	29/09/2020	14/01/2021	14/01/2021	05/12/2019	22/01/2020	11/03/2020	02/04/2020	30/04/2020
						Sample_Depth_Avg	49.63	57	57	50	52	52	51.135	0	0	21.13	20.3	26.5	26	26
						Project_ID	LTC - Phase 2	LTC - Phase 2	LTC - Phase 2 LTM	LTC - Phase 2	LTC - Phase 2 LTM	LTC - Phase 2	LTC - Phase 2 LTM	LTC - Phase 2	LTC - Phase 2 LTM	LTC - Phase 2	LTC - Phase 2	LTC - Phase 2 LTM	LTC - Phase 2 LTM	LTC - Phase 2 LTM
				UK Drinking Water Standards	UK Estuaries and coastal waters EQS	UK Freshwater EQS														
Chem_Group	**Analyte**	**Units**	**MDL**																	
	Propazine	µg/L	0.01				<0.01	<0.01	<0.01	<0.01	<0.01	<0.01	<0.01	-	-	-	-	-	-	-
	Propham	µg/L					<0.05	<0.05	<0.05	<0.05	<0.05	<0.05	<0.05	-	-	-	-	-	-	-
	Propiconazole	µg/L					<0.01	<0.01	<0.01	<0.01	<0.01	<0.01	<0.01	-	-	-	-	-	-	-
	Propoxycarbazone-sodium	µg/L					<0.05	<0.01	<0.03	<0.01	<0.01	<0.05	<0.01	-	-	-	-	-	-	-
	Pursuit	µg/L					<0.01	<0.01	<0.01	<0.01	<0.01	<0.01	<0.01	-	-	-	-	-	-	-
	Pyriproxyfen	µg/L					<0.03	<0.03	<0.03	<0.03	<0.03	<0.03	<0.03	-	-	-	-	-	-	-
	Quinclorac	µg/L					<0.02	<0.02	<0.02	<0.02	<0.02	<0.02	<0.02	-	-	-	-	-	-	-
	Quinoxyfen	µg/L					<0.04	<0.04	<0.04	<0.04	<0.04	<0.04	<0.04	-	-	-	-	-	-	-
	Savey	µg/L					<0.02	<0.02	<0.02	<0.02	<0.02	<0.02	<0.02	-	-	-	-	-	-	-
	Sethoxydim	µg/L					<0.02	<0.02	<0.02	<0.02	<0.02	<0.02	<0.02	-	-	-	-	-	-	-
	Simazine	µg/L	0.01		1[#2]	1[#2]	<0.01	<0.01	<0.01	<0.01	<0.01	<0.01	<0.01	-	-	-	-	-	-	-
	Tebuthiuron	µg/L					<0.02	<0.02	<0.02	<0.02	<0.02	<0.02	<0.02	-	-	-	-	-	-	-
	Terbutryn	µg/L	0.01				<0.01	<0.01	<0.01	<0.01	<0.01	<0.01 - 0.014	<0.01	-	-	-	-	-	-	-
	Terbuthylazine	µg/L					-	<0.01	<0.01	<0.01	<0.01	<0.01	<0.01	-	-	-	-	-	-	-
	Terbutylazine	µg/L					<0.01									-	-			
	Phosalone	µg/L	0.01				<0.01	<0.01	<0.01	<0.01	<0.01	<0.01	<0.01	-	-	-	-	-	-	-
	Phosphamidon	µg/L	0.01				<0.01	<0.01	<0.01	<0.01	<0.01	<0.01	<0.01	-	-	-	-	-	-	-
	Thiobencarb	µg/L					<0.01	<0.01	<0.01	<0.01	<0.01	<0.01	<0.01	-	-	-	-	-	-	-
	Thiophanate-methyl	µg/L					<0.03	<0.03	<0.03	<0.03	<0.03	<0.03	<0.03	-	-	-	-	-	-	-
	Triadimefon	µg/L	0.01				<0.01	<0.01	<0.01	<0.01	<0.01	<0.01	<0.01	-	-	-	-	-	-	-
	Triadimenol	µg/L					<0.01	<0.01	<0.01	<0.01	<0.01	<0.01	<0.01	-	-	-	-	-	-	-
	Triallate	µg/L	0.01		0.25[#4]	0.25[#4]	<0.05	<0.01	<0.01	<0.01	<0.01	<0.01	<0.01	-	-	-	-	-	-	-
	Triasulfuron	µg/L					<0.02	<0.02	<0.02	<0.02	<0.02	<0.02	<0.02	-	-	-	-	-	-	-
	Tributyl phosphate	µg/L	0.01		50[#4]	50[#4]	<0.01	-	-	-	-	-	-	-	-	-	-	-	-	-
	Triclopyr	µg/L					<0.03	<0.03	<0.03	<0.03	<0.03	<0.3	<0.03	-	-	-	-	-	-	-
	Triclosan	µg/L					<0.05	<0.05	<0.1	<0.05	<0.05	<0.5	<0.05	-	-	-	-	-	-	-
	Trifluralin	µg/L	0.01		0.03[#2]	0.03[#2]	<0.01	<0.01	<0.01	<0.01	<0.01	<0.02	<0.01	-	-	-	-	-	-	-

						Location	BH03001	BH03001	BH03001	BH03001	BH03001	BH03001	BH03001	BH03001	BH03001	BH03002	BH03002	BH03002	BH03002	BH03002
						Sampled_Date_Time	21/01/2020	12/03/2020	01/04/2020	16/04/2020	15/05/2020	19/06/2020	29/09/2020	14/01/2021	14/01/2021	05/12/2019	22/01/2020	11/03/2020	02/04/2020	30/04/2020
						Sample_Depth_Avg	49.63	57	57	50	52	52	51.135	0	0	21.13	20.3	26.5	26	26
						Project_ID	LTC - Phase 2	LTC - Phase 2	LTC - Phase 2 LTM	LTC - Phase 2	LTC - Phase 2 LTM	LTC - Phase 2	LTC - Phase 2 LTM	LTC - Phase 2	LTC - Phase 2 LTM	LTC - Phase 2	LTC - Phase 2	LTC - Phase 2 LTM	LTC - Phase 2 LTM	LTC - Phase 2 LTM
				UK Drinking Water Standards	UK Estuaries and coastal waters EQS	UK Freshwater EQS														
Chem_Group	**Analyte**	**Units**	**MDL**																	
	Tebuconazole	µg/L					<0.01	<0.01	<0.01	<0.01	<0.01	<0.01	<0.01	-	-	-	-	-	-	-
	Telodrin	µg/L	0.01				<0.01	<0.01	<0.01	<0.01	<0.01	<0.01	<0.01	-	-	-	-	-	-	-
	Triazophos	µg/L	0.01		0.005[#4]	0.005[#4]	<0.02	<0.01	<0.01	<0.01	<0.02	<0.02	<0.02	-	-	-	-	-	-	-
	Tricyclazole	µg/L					<0.01	<0.01	<0.01	<0.01	<0.01	<0.01	<0.01	-	-	-	-	-	-	-
Surrogate	Surrogate Value	%					-	-	118	62.3	53.3	86.4	91.2	-	-	-	-	-	-	-
SVOC TIC	SVOC TICS - Detect	Detect					-	-	-	-	-	-	-	-	-	-	-	-	-	-
	SVOC Tentatively Identified Compounds	µg/L	10				-	-	-	-	-	-	-	-	-	-	-	-	-	-
VOC TIC	VOC TICs - Detect	Detect					-	-	-	-	-	-	-	-	-	-	-	-	-	-
	VOC Tentatively Identified Compounds	µg/l	10				-	-	-	-	-	-	-	-	-	-	-	-	-	-
Other	Biochemical Oxygen Demand (5-day test)	µg/L	1000				-	-	-	-	-	-	<1000	-	-	-	-	-	-	-
	Redox	mV					-	-	169	162	162	181	151	-	-	-	-	-	-	-
	Salinity (no units)	PSS-78					-									-	-			
	Conductivity @ 20oC	µS/cm	5				505	515	503	507	538	356	531	523	532	617	630	656	651	649
	Total Dissolved Solids (Filtered)	mg/L	10				-	-	306	382	394	297	433	-	-	-	-	-	490	549
	Biological Oxygen Demand	mg/L	1				<1	<1	<1	1.87	<1	<1	-	-	-	<1	<1	<1	<1	<1
	Chemical Oxygen Demand	mg/L	7				16.5	33.7	<7	27.4	<7	20.7	11.9	-	-	41.9	565	8.7	7.29	31.5
	Dissolved Organic Carbon (Filtered)	µg/L	3000				<3000	<3000	<3000	<3000	<3000	<3000	<3000	<3000	<3000	<3000	4560	<3000	<3000	<3000
	pH (Lab)	pH_Units	1	6.5-9.5[#1]	6-8.5(MAC)[#46]	6-9(MAC)[#46]	7.6	7.77	7.77	7.63	7.67	7.99	7.61	7.85	7.62	7.85	7.65	7.38	7.63	7.34
	Total Organic Carbon	mg/l	3				-									-	-			

Environmental Standards Comments

						Location	BH03001	BH03001	BH03001	BH03001	BH03001	BH03001	BH03001	BH03001	BH03001	BH03002	BH03002	BH03002	BH03002	BH03002
						Sampled_Date_Time	21/01/2020	12/03/2020	01/04/2020	16/04/2020	15/05/2020	19/06/2020	29/09/2020	14/01/2021	14/01/2021	05/12/2019	22/01/2020	11/03/2020	02/04/2020	30/04/2020
						Sample_Depth_Avg	49.63	57	57	50	52	52	51.135	0	0	21.13	20.3	26.5	26	26
						Project_ID	LTC - Phase 2	LTC - Phase 2	LTC - Phase 2 LTM	LTC - Phase 2	LTC - Phase 2 LTM	LTC - Phase 2	LTC - Phase 2 LTM	LTC - Phase 2	LTC - Phase 2 LTM	LTC - Phase 2	LTC - Phase 2	LTC - Phase 2 LTM	LTC - Phase 2 LTM	LTC - Phase 2 LTM
Chem_Group	**Analyte**	**Units**	**MDL**	UK Drinking Water Standards	UK Estuaries and coastal waters EQS	UK Freshwater EQS														
#1:Water Supply (Water Quality) Regulations 2016.																				
#2:Water Framework Directive (Standards and Classification) Directions (England and Wales) 2015.																				

#3:Operational Targets and EQS. EA, April 2018
#4:Water Framework Directive (Standards & Classification) Directions (England & Wales) 2015. Dissolved fraction.
#5:Water Framework Directive (Standards & Classification) Directions (England & Wales) 2015. Dissolved fraction. Lowest criteria presented (<40mg/l of CaCO3). See 'further assessment' if criteria exceeded and hardness (CaCO3) data available.
#6:Water Framework Directive (Standards and Classification) Directions (England and Wales) 2015. Dissolved Fraction. If hexavalent chromium (CrVI) data is available, a value of 4.7µg/l may be appropriate for the remaining trivalent chromium (CrIII).
#7:Operational Targets and EQS. EA, April 2018. Dissolved fraction.
#8:Water Framework Directive (Standards and Classification) Directions (England and Wales) 2015. Dissolved Fraction. If DOC >1mg/l then a higher criteria applies [3.76+(2.677x((DOC/2)-0.5))]
#9:Water Framework Directive (Standards & Classification) Directions (England & Wales) 2015. Dissolved & bioavailable (bio) fraction plus background. M-BAT tool to assess: http://wfduk.org/resources/rivers-lakes-metal-bioavailability-assessment-tool-m-bat
#10:Water Framework Directive (Standards & Classification) Directions (England & Wales) 2015. Bioavailable (bio) fraction. M-BAT tool to assess: http://wfduk.org/resources/rivers-lakes-metal-bioavailability-assessment-tool-m-bat
#11:Water Framework Directive (Standards and Classification) Directions (England and Wales) 2015. Dissolved Fraction. MAC adopted in absence of AA value.
#12:Guidelines for Drinking-water Quality, 4th Edition. WHO, 2011. Informal value.
#13:Operational Targets and EQS. EA, April 2018.
#14:Operational Targets and EQS. EA, April 2018. Lowest criteria presented (<200mg/l CaCO3). See 'further assessment' values if criteria exceeded and hardness (CaCO3) data available.
#15:Guidelines for Drinking-water Quality, 4th Edition. WHO, 2011. Based on taste rather than a formal guideline.
#16:Operational Targets and EQS. EA, April 2018. Dissolved plus ambient background concentration. For saltwater, an Ambient Background Concentration of 1.1 µg/l has been used.
#17:Water Framework Directive (Standards and Classification) Directions (England and Wales) 2015. Indicator of 'good' status (90%ile) - Ammonia standard for lakes and rivers (total ammonia as nitrogen).
#18:Operational Targets and EQS. EA, April 2018. Dissolved fraction. Lowest criteria presented (<50 mg/l CaCO3). See 'further assessment' values if criteria exceeded and hardness (CaCO3) data available.
#19:Water Supply (Water Quality) Regulations 2016. As NO3.
#20:Water Supply (Water Quality) Regulations 2016. As NO2

						Location	BH03001	BH03001	BH03001	BH03001	BH03001	BH03001	BH03001	BH03001	BH03001	BH03002	BH03002	BH03002	BH03002	BH03002
						Sampled_Date_Time	21/01/2020	12/03/2020	01/04/2020	16/04/2020	15/05/2020	19/06/2020	29/09/2020	14/01/2021	14/01/2021	05/12/2019	22/01/2020	11/03/2020	02/04/2020	30/04/2020
						Sample_Depth_Avg	49.63	57	57	50	52	52	51.135	0	0	21.13	20.3	26.5	26	26
						Project_ID	LTC - Phase 2	LTC - Phase 2	LTC - Phase 2 LTM	LTC - Phase 2	LTC - Phase 2 LTM	LTC - Phase 2	LTC - Phase 2 LTM	LTC - Phase 2	LTC - Phase 2 LTM	LTC - Phase 2	LTC - Phase 2	LTC - Phase 2 LTM	LTC - Phase 2 LTM	LTC - Phase 2 LTM
Chem_Group	**Analyte**	**Units**	**MDL**	UK Drinking Water Standards	UK Estuaries and coastal waters EQS	UK Freshwater EQS														

#21:Water Supply (Water Quality) Regulations 2016. As SO4.
#22:Water Supply (Water Quality) Regulations 2016. Value of 0.1µg/l for PAH split between four individual PAH. Requires summation of benzo(b)fluoranthene, benzo(k)fluoranthene, benzo(ghiperylene and indeno(123cd)pyrene to use 0.1µg/l value.
#23:Water Framework Directive (Standards and Classification) Directions (England and Wales) 2015. Benzo(a)pyrene can be considered as a marker for other PAH for comparison with the corresponding AA-EQS in water.
#24:No UK DWS for total petroleum hydrocarbons (TPH), or speciated TPH fractions. A value of 10 µg/l is adopted for sum TPH based on the rescinded Private Water Supply Regulations, 1991.
#25:No UK EQS for total petroleum hydrocarbons (TPH), or speciated TPH fractions. A value of 50 µg/l is adopted for sum TPH protection of surface water based on 50µg/l-1000µg/l (Surface Waters (Abstraction for Drinking Water) Regulations 1989).
#26:Guidelines for Drinking-water Quality, 4th Edition. WHO, 2011
#27:Proposed Environmental Quality Standard, in absence of legislative standard (Ayscough et al., 2002). https://assets.publishing.service.gov.uk/government/uploads/system/uploads/attachment_data/file/291223/sp2-115-tr4-e-e.pdf
#28:Guidelines for Drinking-water Quality, 4th Edition. WHO, 2011. Value of 500µg/l for sum xylenes split between isomers. Requires summation of m,p & o isomers to use 500µg/l value.
#29:Operational Targets and EQS. EA, April 2018. Value of 30µg/l for sum xylenes split between isomers. Requires summation of m,p & o isomers to use 30µg/l value.
#30:The taste and odour threshold of 15µg/l is commonly adopted as a guide.
#31:The taste and odour threshold of 15µg/l is commonly adopted as a guide. In situations where there is no risk to a drinking water supply or aquifer, a PNEC value of 2,600µg/l may be used.
#32:Water Framework Directive (Standards and Classification) Directions (England and Wales) 2015. Value of 140µg/l for tetrachloroethane split between 2 isomers. Requires summation of 2 isomers to use 140µg/l value.
#33:Guidelines for Drinking-water Quality, 4th Edition. WHO, 2011. In Scotland a value of 200µg/l is used (WAT-PS-10-01).
#34:US EPA Regional Screening Levels, May 2019. https://www.epa.gov/risk/regional-screening-levels-rsls-generic-tables
#35:Guidelines for Drinking-water Quality, 4th Edition. WHO, 2011. In Scotland a value of 7µg/l is used (WAT-PS-10-01).
#36:Water Supply (Water Quality) Regulations 2016. Value of 100µg/l for sum trihalomethanes split between individual compounds. Requires summation of chloroform, bromoform, chlorodibromomethane and bromodichloromethane to use 100µg/l value.
#37:Guidelines for Drinking-water Quality, 4th Edition. WHO, 2011. Value of 50µg/l for sum cis & trans-DCE split between isomers. Requires summation of cis & trans-DCE isomers to use 50µg/l value.
#38:Water Supply (Water Quality) Regulations 2016. Value of 10µg/l for sum of TCE & PCE split between individual compounds. Requires summation of TCE & PCE to use 10µg/l value.
#39:Water Framework Directive (Standards and Classification) Directions (England and Wales) 2015. Value of 0.4µg/l for sum isomers split between 3 isomers. Requires summation of isomers to use 0.4µg/l value.
#40:Water Framework Directive (Standards and Classification) Directions (England and Wales) 2015. Value of 20µg/l for sum isomers split between 3 isomers. Requires summation of isomers to use 20µg/l value.
#41:Position statement (WAT-PS-10-01), SEPA August 2014.
#42:Water Framework Directive (Standards and Classification) Directions (England and Wales) 2015. Value of 0.025µg/l for sum DDT isomers split between 4 isomers. Requires summation of 4 isomers to use 0.025µg/l value.
#43:Water Framework Directive (Standards and Classification) Directions (England and Wales) 2015. Value of 0.005µg/l for sum isomers split between 4 isomers. Requires summation of isomers to use 0.005µg/l value.
#44:Water Framework Directive (Standards and Classification) Directions (England and Wales) 2015. Value of 0.01µg/l for sum isomers split between 4 isomers. Requires summation of isomers to use 0.01µg/l value.
#45:Water Framework Directive (Standards and Classification) Directions (England and Wales) 2015. Relates to p,p-DDT (CAS 50-29-3)
#46:Operational Targets and EQS. EA, April 2018. Maximum Allowable Concentration (MAC) adopted in absence of Annual Average (AA) value.

Key

<0.6	Result MDL exceeds GAC
27.8	Result exceeds GAC
-	Determinand not tested for

Notes

Where a range is given a determinand has been analysed for by more than one method

						Location	BH03002	BH03002	BH03002	BH03003	BH03003	BH03003	BH03003	BH03003	BH03003	BH03003	BH03003	BH03004	BH03004	BH03004
						Sampled_Date_Time	29/05/2020	17/06/2020	30/09/2020	10/12/2019	21/01/2020	12/03/2020	01/04/2020	16/04/2020	15/05/2020	03/07/2020	29/09/2020	26/11/2019	22/01/2020	05/03/2020
						Sample_Depth_Avg	26	27	20.1	39.12	38.78	44.5	45	45	45	45	42.11	32.9	29.14	38.5
						Project_ID	LTC - Phase 2 LTM	LTC - Phase 2	LTC - Phase 2 LTM	LTC - Phase 2	LTC - Phase 2	LTC - Phase 2	LTC - Phase 2 LTM	LTC - Phase 2	LTC - Phase 2	LTC - Phase 2 LTM	LTC - Phase 2 LTM	LTC - Phase 2	LTC - Phase 2	LTC - Phase 2 LTM
				UK Drinking Water Standards	UK Estuaries and coastal waters EQS	UK Freshwater EQS														
Chem_Group	**Analyte**	**Units**	**MDL**																	
Metals	Antimony	µg/L	4	5[#1]			-	-	-	-	-	-	-	-	-	-	-	-	-	<4
	Antimony (Filtered)	µg/L	1	5[#1]						-	-							-	-	
	Arsenic	µg/L	2	10[#1]	25[#2]	50[#2]	<2	<2	<2	-	-	3.77	5.68	8.18	10.2	2.83	<2	-	-	<2
	Arsenic (Filtered)	µg/L	0.5	10[#1]	25[#2]	50[#2]	<0.5	<0.5	<0.5	<0.5	<0.5	<0.5	<0.5	<0.5	0.718	<0.5	<0.5	1.31	<0.5	<0.5
	Barium (Filtered)	µg/L	0.2	1300[#3]						-	-							-	-	
	Beryllium (Filtered)	µg/L	0.1							-	-							-	-	
	Boron	µg/L	20	1000[#1]	7000[#4]	2000[#4]	33	22.1	32.8	-	-	22.5	22.6	45.7	37	26	<20	-	-	22.1
	Boron (Filtered)	µg/L	10	1000[#1]	7000[#4]	2000[#4]	24.3	29.2	14.6	30.3	23	-	11.3	22	24.5	10.8	15.5	25.5	22.1	20.4
	Cadmium	µg/L	0.5	5[#1]	0.2[#5]	0.08[#6]	<0.5	<0.5	<0.5	-	-	<0.5	<0.5	<0.5	<0.5	<0.5	<0.5	-	-	<0.5
	Cadmium (Filtered)	µg/L	0.08	5[#1]	0.2[#5]	0.08[#6]	<0.08	<0.08	<0.08	<0.08	<0.08	<0.08	<0.08	<0.08	<0.08	<0.08	<0.08	<0.08	<0.08	<0.08
	Chromium (hexavalent) (Filtered)	µg/L	3		0.6[#5]	3.4[#5]	<3	<3	<3	<3	<3	<3	<3	<3	<3	<3	<3	<3	<3	<3
	Chromium	µg/L	3	50[#1]	0.6[#5]	3.4[#7]	<3	<3	3.15	-	-	19.6	28	49.3	60.2	16	<3	-	-	<3
	Chromium (Filtered)	µg/L	1	50[#1]	0.6[#5]	3.4[#7]	<1	<1	<1	<1	1.09	<1	<1	<1	<1	<1	<1	<1	<1	<1
	Chromium (Trivalent) (Filtered)	µg/L	3			4.7[#5]	<3	<3	<3	<3	<3	<3	<3	<3	<3	<3	<3	<3	<3	<3
	Cobalt (Filtered)	µg/L	0.5		3[#8]	3[#8]	<0.5	<0.5	<0.5	<0.5	0.585	<0.5	<0.5	<0.5	<0.5	<0.5	<0.5	<0.5	<0.5	<0.5
	Copper	µg/L	1	2000[#1]	3.76[#9]	1(bio)[#10]	1.07	1.2	3.29	-	-	-	39	62.4	73.8	13.6	3.92	-	-	1.43
	Copper (Filtered)	µg/L	0.3	2000[#1]	3.76[#9]	1(bio)[#10]	0.628	0.723	0.771	0.699	1.34	-	0.479	0.785	1.02	0.346	1.37	2.07	<0.3	<0.3
	Iron (Filtered)	µg/L	19	200[#1]	1000[#2]	1000[#2]	<19	<19	<19	<19	38.1	<19	<19	<19	<19	<19	22.3	<19	<19	<19
	Lead	µg/L	1	10[#1]	1.3[#5]	1.2(bio)[#10]	-	-	-	-	-	-	-	-	-	-	-	-	-	-
	Lead (Filtered)	µg/L	0.2	10[#1]	1.3[#5]	1.2(bio)[#10]	<0.2	<0.2	<0.2	<0.2	0.324	0.544	<0.2	0.366	<0.2	<0.2	<0.2	<0.2	<0.2	<0.2
	Manganese	µg/L	1	50[#1]		123(bio)[#11]	7.39	11.2	53.7	-	-	892	1280	2270	2870	420	107	-	-	11.8
	Manganese (Filtered)	µg/L	3	50[#1]		123(bio)[#11]	<3	<3	<3	9.71	29	12	13.1	12.1	12.1	5.92	6.2	11.6	9.37	<3
	Mercury	µg/L	0.02	1[#1]	0.07(MAC)[#12]	0.07(MAC)[#12]	<0.02	<0.02	<0.02	-	-	0.0997	0.167	0.267	0.435	0.0586	<0.02	-	-	<0.02
	Mercury (Filtered)	µg/L	0.01	1[#1]	0.07(MAC)[#12]	0.07(MAC)[#12]	<0.01	<0.01	<0.01	<0.01	<0.01	<0.01	<0.01	<0.01	<0.01	<0.01	<0.01	<0.01	<0.01	<0.01
	Molybdenum	µg/L	9	70[#13]			-	-	-	-	-	-	-	-	-	-	-	-	-	<9
	Molybdenum (Filtered)	µg/L	3	70[#13]						-	-							-	-	
	Nickel	µg/L	1	20[#1]	8.6[#5]	4(bio)[#10]	4.21	3.15	5.54	-	-	30.4	43.9	76.9	96.5	21.4	6.1	-	-	2.77
	Nickel (Filtered)	µg/L	0.4	20[#1]	8.6[#5]	4(bio)[#10]	2.72	3.06	2.62	10.1	10.4	1.86	2.02	1.9	1.6	1.6	2.14	2.69	6.58	1.79

						Location	BH03002	BH03002	BH03002	BH03003	BH03003	BH03003	BH03003	BH03003	BH03003	BH03003	BH03003	BH03004	BH03004	BH03004
						Sampled_Date_Time	29/05/2020	17/06/2020	30/09/2020	10/12/2019	21/01/2020	12/03/2020	01/04/2020	16/04/2020	15/05/2020	03/07/2020	29/09/2020	26/11/2019	22/01/2020	05/03/2020
						Sample_Depth_Avg	26	27	20.1	39.12	38.78	44.5	45	45	45	45	42.11	32.9	29.14	38.5
						Project_ID	LTC - Phase 2 LTM	LTC - Phase 2	LTC - Phase 2 LTM	LTC - Phase 2	LTC - Phase 2	LTC - Phase 2	LTC - Phase 2 LTM	LTC - Phase 2	LTC - Phase 2	LTC - Phase 2 LTM	LTC - Phase 2 LTM	LTC - Phase 2	LTC - Phase 2	LTC - Phase 2 LTM
				UK Drinking Water Standards	UK Estuaries and coastal waters EQS	UK Freshwater EQS														
Chem_Group	**Analyte**	**Units**	**MDL**																	
	Selenium	µg/L	1	10[#1]			1.92	2.37	2.75	-	-	3.98	4.45	5.33	5.73	4.07	3.59	-	-	2.67
	Selenium (Filtered)	µg/L	1	10[#1]			-	-	-	7.58	4.28	-	-	-	-	-	-	3.86	2.61	2.02
	Strontium (Filtered)	µg/L	1				557	531	514	-	-	-	293	284	247	293	318	-	-	-
	Vanadium	µg/L	5		100[#14]	20[#15]	-	-	-	-	-	-	-	-	-	-	-	-	-	<5
	Vanadium (Filtered)	µg/L	1		100[#14]	20[#15]														
	Zinc	µg/L	5	3000[#16]	7.9[#17]	10.9(bio)[#10]	8.05	5.65	11.8	-	-	56	192	101	118	24.3	6.71	-	-	9.93
	Zinc (Filtered)	µg/L	1	3000[#16]	7.9[#17]	10.9(bio)[#10]	-	-	-	1.12	6.79	-	-	-	-	-	-	14.9	1.02	5.91
Inorganics	Total Hardness	mg/l	0.35				376	315	374	1210	595	571	481	692	1010	343	291	268	574	275
	Alkalinity (Bicarbonate as CaCO3)	mg/L	2				-	-	277	850	681	-	-	-	-	-	287	205	495	-
	Alkalinity (Bicarbonate) as HCO3	mg/L	2				262	256	-	1040	831	668	375	817	942	317	-	250	604	256
	Alkalinity (total) as CaCO3	mg/L	2				215	210	227			547	307	670	772	260	235			210
	Ammoniacal Nitrogen as N (Filtered)	mg/L	0.01		0.021[#2]	0.6[#18]	0.0192	0.025	0.0156	0.0412	0.0574	0.0363	0.0266	0.0549	0.0389	0.0167	0.0145	0.0342	0.0339	0.0333
	Ammoniacal Nitrogen as NH3	mg/L	0.2				-	-	-	-	-	-	-	-	-	-	-	-	-	-
	Ammoniacal Nitrogen as NH3 (Filtered)	mg/L	0.01				-	-	-	-	-	-	-	-	-	-	-	-	-	-
	Bromide (Filtered)	mg/L	0.06				0.116	0.109	0.101	-	-	-	0.142	0.116	0.132	<0.3	0.0852	-	-	-
	Calcium (Filtered)	mg/L	0.2				138	123	117	84.1	90.3	94.1	98.6	88.5	71.2	96.2	101	98.3	94.8	99.4
	Chloride (Filtered)	mg/L	0.08	250[#1]		250[#4]	32.4	31.5	31.1	37.2	33.6	26.7	25.6	24.6	24.7	24.6	23.2	24.2	21.6	22.4
	Cyanide (Free) (Filtered)	µg/L	2.5	50[#1]	1[#2]	1[#2]	<2.5	<2.5	<2.5	<2.5	<2.5	<2.5	<2.5	<2.5	<2.5	<2.5	<2.5	<2.5	<2.5	<2.5
	Cyanide Total (Filtered)	µg/L	5	50[#1]	1[#2]	1[#2]	<5	<5	<5	<5	<5	<5	<5	<5	<5	<5	<5	<5	<5	<5
	cyanides-complex (Filtered)	µg/L	5	50[#1]	1[#2]	1[#2]	<5	<5	<5	<5	<5	<5	<5	<5	<5	<5	<5	<5	<5	<5
	Fluoride (Filtered)	µg/L	500	1500[#1]	5000[#8]	1000[#19]	<500	<500	<500	<500	<500	<500	<500	<500	<500	<500	<500	<500	<500	<500
	Iodide	mg/L					<0.1	<0.1	<0.1	-	-	-	<0.1	<0.1	<0.1	<0.1	<0.1	-	-	-
	Magnesium (Filtered)	mg/L	0.036				5.03	4.72	4.2	6.43	6.87	5.16	5.42	6.19	6.9	4.88	4.7	2.66	2.67	2.58
	Nitrate (as N) (Filtered)	mg/L	0.0677				96	79	73.4	10	11.1	48.5	51.6	50.7	48.2	47.8	49.9	16.9	17.9	74
	Nitrate (as NO3-) (Filtered)	mg/L	0.3	50(NO3)[#20]			-	-	-	44.4	48.9	-	-	-	-	-	-	75	79.4	-
	Nitrite (as NO2-) (Filtered)	mg/L	0.04	0.5(NO2)[#21]						-	-							-	-	
	Phosphorus	µg/L	20				35.9	28.9	54.7	-	-	-	195	339	484	96.6	30.5	-	-	21.8

						Location	BH03002	BH03002	BH03002	BH03003	BH03003	BH03003	BH03003	BH03003	BH03003	BH03003	BH03003	BH03004	BH03004	BH03004
						Sampled_Date_Time	29/05/2020	17/06/2020	30/09/2020	10/12/2019	21/01/2020	12/03/2020	01/04/2020	16/04/2020	15/05/2020	03/07/2020	29/09/2020	26/11/2019	22/01/2020	05/03/2020
						Sample_Depth_Avg	26	27	20.1	39.12	38.78	44.5	45	45	45	45	42.11	32.9	29.14	38.5
						Project_ID	LTC - Phase 2 LTM	LTC - Phase 2	LTC - Phase 2 LTM	LTC - Phase 2	LTC - Phase 2	LTC - Phase 2	LTC - Phase 2 LTM	LTC - Phase 2	LTC - Phase 2	LTC - Phase 2 LTM	LTC - Phase 2 LTM	LTC - Phase 2	LTC - Phase 2	LTC - Phase 2 LTM
				UK Drinking Water Standards	UK Estuaries and coastal waters EQS	UK Freshwater EQS														
Chem_Group	**Analyte**	**Units**	**MDL**																	
	Phosphorus (Filtered)	µg/L	10				<10	<10	<10	-	-	-	18.6	18.6	10.8	<10	<10	-	-	-
	Potassium (Filtered)	mg/L	0.2				3.1	2.85	2.43	5.13	5.58	4.72	5.25	5.15	5.57	4.88	4.83	1.46	1.15	0.954
	Sodium (Filtered)	mg/L	0.076	200[#1]			18.3	17.2	18	56.1	42.6	22.8	22.1	37.4	57.3	16.4	15.3	33.4	24.5	21.1
	Sulphate (Filtered)	mg/L	2	250(SO4)[#22]		400[#4]	38.6	37.8	38.5	33.6	29.5	23.6	24.8	22.9	22.2	21.3	20.7	23.7	14.9	16.7
	Orthophosphate as P (Filtered)	µg/L	20				-	-	-	<20	<20	<20	-	-	-	-	-	<20	<20	<20
PAH	Naphthalene	µg/L	0.01		2[#2]	2[#2]	0.0178	<0.01	<0.01	<0.01	<0.01	<0.01	<0.01	<0.05	<0.01	<0.02	<0.02	<0.02	<0.02	<0.01
	Acenaphthene	µg/L	0.005			No UK EQS	<0.005	<0.005	<0.005	<0.005	<0.005	<0.005	<0.005	<0.025	<0.005	<0.01	<0.01	<0.005	<0.01	<0.005
	Acenaphthylene	µg/L	0.005			No UK EQS	<0.005	<0.005	<0.005	<0.005	<0.005	<0.005	<0.005	<0.025	<0.005	<0.01	<0.01	<0.005	<0.01	<0.005
	Fluoranthene	µg/L	0.005		0.0063[#2]	0.0063[#2]	<0.005	<0.005	<0.005	<0.005	0.0305	<0.005	<0.005	<0.025	<0.005	<0.01	<0.01	<2 - 0.0127	<4 - 0.0192	<0.005
	Anthracene	µg/L	0.005		0.1[#2]	0.1[#2]	<0.005	<0.005	<0.005	<0.005	<0.005	<0.005	<0.005	<0.025	<0.005	<0.01	<0.01	<0.005	<0.01	<0.005
	Phenanthrene	µg/L	0.005			No UK EQS	<0.005	<0.005	<0.005	<0.005	0.00855	<0.005	<0.005	<0.025	<0.005	<0.01	<0.01	<0.005	<0.01	<0.005
	Fluorene	µg/L	0.005			No UK EQS	<0.005	<0.005	<0.005	<0.005	<0.005	<0.005	<0.005	<0.025	<0.005	<0.01	<0.01	<0.005	<0.01	<0.005
	Chrysene	µg/L	0.005			No UK EQS	<0.005	<0.005	<0.005	<0.005	0.0159	<0.005	<0.005	<0.025	<0.005	<0.01	<0.01	<0.005	<4 - 0.0111	<0.005
	Pyrene	µg/L	0.005			No UK EQS	<0.005	<0.005	<0.005	<0.005	0.0336	0.00805	<0.005	<0.025	0.0171	<0.01	<0.01	<2 - 0.0118	<4 - 0.0178	<0.005
	Benzo(a)anthracene	µg/L	0.005			No UK EQS	<0.005	<0.005	<0.005	<0.005	0.0115	<0.005	<0.005	<0.025	<0.005	<0.01	<0.01	<0.005	<0.01	<0.005
	Benzo(b)fluoranthene	µg/L	0.005	0.025[#23]	See BaP[#24]	See BaP[#24]	<0.005	<0.005	<0.005	<0.005	0.045	<0.005	<0.005	0.0353	0.0184	<0.01	<0.01	<0.005	<4 - 0.0291	<0.005
	Benzo(k)fluoranthene	µg/L	0.005	0.025[#23]	See BaP[#24]	See BaP[#24]	<0.005	<0.005	<0.005	<0.005	0.0147	<0.005	<0.005	<0.025	<0.005	<0.01	<0.01	<0.005	<4 - 0.0108	<0.005
	Benzo(a)pyrene	µg/L	0.002	0.01[#1]	0.00017[#24]	0.00017[#24]	<0.002	<0.002	<0.002	<0.002	0.0265	<0.002	<0.002	<0.01	<0.002	<0.004	<0.004	<0.002	<4 - 0.02	<0.002
	Dibenz(a,h)anthracene	µg/L	0.005			No UK EQS	<0.005	<0.005	<0.005	<0.005	<0.005	<0.005	<0.005	<0.025	<0.005	<0.01	<0.01	<0.005	<0.01	<0.005
	Benzo(g,h,i)perylene	µg/L	0.005	0.025[#23]	See BaP[#24]	See BaP[#24]	<0.005	<0.005	<0.005	<0.005	0.0112	<0.005	<0.005	<0.025	<0.005	<0.01	<0.01	<0.005	<0.01	<0.005
	Indeno(1,2,3-c,d)pyrene	µg/L	0.005	0.025[#23]	See BaP[#24]	See BaP[#24]	<0.005	<0.005	<0.005	<0.005	0.0209	<0.005	<0.005	<0.025	<0.005	<0.01	<0.01	<0.005	<0.01	<0.005
	PAH 16 Total	µg/L	0.082				<0.082	<0.082	<0.082	<0.082	0.218	<0.082	<0.082	<0.41	<0.082	<0.164	<0.164	<0.082	<0.164	<0.082
TPH CWG	>C5-C6 Aliphatics	µg/L	10	See TPH	See TPH	See TPH	<10	<10	<10	<10	<10	<10	<10	<10	<10	<10	<10	<10	<10	<10
	>C6-C8 Aliphatics	µg/L	10	See TPH	See TPH	See TPH	<10	<10	<10	<10	<10	<10	<10	<10	<10	<10	<10	<10	<10	<10
	>C8-C10 Aliphatics	µg/L	10	See TPH	See TPH	See TPH	<10	<10	<10	<10	<10	<10	<10	<10	<10	<10	<10	<10	<10	<10
	>C10-C12 Aliphatics	µg/L	10	See TPH	See TPH	See TPH	<10	<10	<10	<10	<10	<10	<10	<10	<10	<10	<10	<10	<10	<10
	>C12-C16 Aliphatics	µg/L	10	See TPH	See TPH	See TPH	<10	<10	<10	<10	<10	<10	<10	<50	<10	<20	<20	<10	<20	<10

						Location	BH03002	BH03002	BH03002	BH03003	BH03003	BH03003	BH03003	BH03003	BH03003	BH03003	BH03003	BH03004	BH03004	BH03004
						Sampled_Date_Time	29/05/2020	17/06/2020	30/09/2020	10/12/2019	21/01/2020	12/03/2020	01/04/2020	16/04/2020	15/05/2020	03/07/2020	29/09/2020	26/11/2019	22/01/2020	05/03/2020
						Sample_Depth_Avg	26	27	20.1	39.12	38.78	44.5	45	45	45	45	42.11	32.9	29.14	38.5
						Project_ID	LTC - Phase 2 LTM	LTC - Phase 2	LTC - Phase 2 LTM	LTC - Phase 2	LTC - Phase 2	LTC - Phase 2	LTC - Phase 2 LTM	LTC - Phase 2	LTC - Phase 2	LTC - Phase 2 LTM	LTC - Phase 2 LTM	LTC - Phase 2	LTC - Phase 2	LTC - Phase 2 LTM
				UK Drinking Water Standards	UK Estuaries and coastal waters EQS	UK Freshwater EQS														
Chem_Group	**Analyte**	**Units**	**MDL**																	
	>C16-C21 Aliphatics	µg/L	10	See TPH	See TPH	See TPH	<10	<10	<10	17	<10	<10	<10	<50	<10	<20	<20	<10	<20	<10
	>C21-C35 Aliphatics	µg/L	10	See TPH	See TPH	See TPH	<10	<10	<10	230	19	47	<10	<50	27	<20	<20	<10	<20	<10
	>C16-C35 Aliphatics	µg/L	10				<10	<10	<10	247	19	47	<10	<50	27	<20	<20	<10	<20	<10
	Total Aliphatics >C12-C35	µg/L	10				<10	<10	<10	247	19	47	<10	<50	27	<20	<20	<10	<20	<10
	>EC5-EC7 Aromatics	µg/L	10				-	-	-			-	-	-	-	-	-			-
	>EC6-EC7 Aromatics	µg/L	10				<10	<10	<10	<10	<10	<10	<10	<10	<10	<10	<10	<10	<10	<10
	>EC7-EC8 Aromatics	µg/L	10	See TPH	See TPH	See TPH	<10	<10	<10	<10	<10	<10	<10	<10	<10	<10	<10	<10	<10	<10
	>EC8-EC10 Aromatics	µg/L	10	See TPH	See TPH	See TPH	<10	<10	<10	<10	<10	<10	<10	<10	<10	<10	<10	<10	<10	<10
	>EC10-EC12 Aromatics	µg/L	10	See TPH	See TPH	See TPH	<10	<10	<10	<10	<10	<10	<10	<10	<10	<10	<10	<10	<10	<10
	>EC12-EC16 Aromatics	µg/L	10	See TPH	See TPH	See TPH	<10	<10	<10	<10	<10	<10	<10	<50	<10	<20	<20	<10	<20	<10
	>EC16-EC21 Aromatics	µg/L	10	See TPH	See TPH	See TPH	<10	<10	<10	<10	<10	<10	<10	<50	<10	<20	<20	<10	<20	<10
	>EC21-EC35 Aromatics	µg/L	10	See TPH	See TPH	See TPH	<10	<10	<10	17	<10	<10	<10	<50	<10	<20	<20	<10	<20	<10
	Total Aromatics >EC12-EC35	µg/L	10				<10	<10	<10	17	<10	<10	<10	<50	<10	<20	<20	<10	<20	<10
	TPH >C5-C35 Aliphatics/Aromatics	µg/L	10	|10[#25]	|50[#26]	|50[#26]	<10	<10	<10	264	19	47	<10	<50	28	<10	<20	<10	<20	<10
TPH	GRO >C5-12	µg/L	50				<50	<50	<50	<50	<50	<50	<50	<50	<50	<50	<50	<50	<50	<50
BTEX and MTBE	Benzene	µg/L	1	1[#1]	8[#2]	10[#2]	<7	<7	<7	<7	<7	<7	<7	<7	<7	<7	<7	<1	<1	<7
	Toluene	µg/L	1	700[#3]	74[#2]	74[#2]	<4	<4	<4	<4	<4	<4	<4	<4	<4	<4	<4	<1	<1	<4
	Ethylbenzene	µg/L	1	300[#3]	20[#27]	20[#27]	<5	<5	<5	<5	<5	<5	<5	<5	<5	<5	<5	<1	<1	<5
	Xylene (m & p)	µg/L	1	250[#28]	15[#29]	15[#29]	<8	<8	<8	<8	<8	<8	<8	<8	<8	<8	<8	<1	<1	<8
	Xylene (o)	µg/L	1	250[#28]	15[#29]	15[#29]	<3	<3	<3	<3	<3	<3	<3	<3	<3	<3	<3	<1	<1	<3
	Xylene Total	µg/L	2	500[#3]	30[#4]	30[#4]	<11	<11	<11	<11	<11	<11	<11	<11	<11	<11	<11	<11	<2	<11
	MTBE	µg/L	1	15[#30]	15[#30]	15[#31]	<3	<3	<3	<3	<3	<3	<3	<3	<3	<3	<3	<1	<1	<3
	Total BTEX	µg/L	28				<28	<28	<28	<28	<28	<28	<28	<28	<28	<28	<28	<28	<28	<28
VOC	Styrene	µg/L	1		50[#4]	50[#4]	-	-	-	-	-	-	-	-	-	-	-	<1	<1	-
	cis-1,3-dichloropropene	µg/L	1				-	-	-	-	-	-	-	-	-	-	-	<1	<1	-
	trans-1,3-dichloropropene	µg/L	1				-	-	-	-	-	-	-	-	-	-	-	<1	<1	-
	1,1,1,2-tetrachloroethane	µg/L	1			70[#32]	-	-	-	-	-	-	-	-	-	-	-	<1	<1	-

						Location	BH03002	BH03002	BH03002	BH03003	BH03003	BH03003	BH03003	BH03003	BH03003	BH03003	BH03003	BH03004	BH03004	BH03004
						Sampled_Date_Time	29/05/2020	17/06/2020	30/09/2020	10/12/2019	21/01/2020	12/03/2020	01/04/2020	16/04/2020	15/05/2020	03/07/2020	29/09/2020	26/11/2019	22/01/2020	05/03/2020
						Sample_Depth_Avg	26	27	20.1	39.12	38.78	44.5	45	45	45	45	42.11	32.9	29.14	38.5
						Project_ID	LTC - Phase 2 LTM	LTC - Phase 2	LTC - Phase 2 LTM	LTC - Phase 2	LTC - Phase 2	LTC - Phase 2	LTC - Phase 2 LTM	LTC - Phase 2	LTC - Phase 2	LTC - Phase 2 LTM	LTC - Phase 2 LTM	LTC - Phase 2	LTC - Phase 2	LTC - Phase 2 LTM
				UK Drinking Water Standards	UK Estuaries and coastal waters EQS	UK Freshwater EQS														
Chem_Group	**Analyte**	**Units**	**MDL**																	
	1,1,1-trichloroethane	µg/L	1	2000[#33]	100[#4]	100[#4]	-	-	-	-	-	-	-	-	-	-	-	<1	<1	-
	1,1,2,2-tetrachloroethane	µg/L	1			70[#32]	-	-	-	-	-	-	-	-	-	-	-	<1	<1	-
	1,1,2-trichloroethane	µg/L	1		300[#4]	400[#4]	-	-	-	-	-	-	-	-	-	-	-	<1	<1	-
	1,1-dichloroethane	µg/L	1	2.8[#34]			-	-	-	-	-	-	-	-	-	-	-	<1	<1	-
	1,1-dichloroethene	µg/L	1	140[#35]			-	-	-	-	-	-	-	-	-	-	-	<1	<1	-
	1,1-dichloropropene	µg/L	1				-	-	-	-	-	-	-	-	-	-	-	<1	<1	-
	1,2,3-trichloropropane	µg/L	1				-	-	-	-	-	-	-	-	-	-	-	<1	<1	-
	1,2,4-trimethylbenzene	µg/L	1				-	-	-	-	-	-	-	-	-	-	-	<1	<1	-
	1,2-dibromo-3-chloropropane	µg/L	1				-	-	-	-	-	-	-	-	-	-	-	<1	<1	-
	1,2-dibromoethane	µg/L	1				-	-	-	-	-	-	-	-	-	-	-	<1	<1	-
	1,2-dichloroethane	µg/L	1	3[#1]	10[#2]	10[#2]	-	-	-	-	-	-	-	-	-	-	-	<1	<1	-
	1,2-dichloropropane	µg/L	1				-	-	-	-	-	-	-	-	-	-	-	<1	<1	-
	1,3,5-trimethylbenzene	µg/L	1				-	-	-	-	-	-	-	-	-	-	-	<1	<1	-
	1,3-dichloropropane	µg/L	1				-	-	-	-	-	-	-	-	-	-	-	<1	<1	-
	2,2-dichloropropane	µg/L	1				-	-	-	-	-	-	-	-	-	-	-	<1	<1	-
	2-chlorotoluene	µg/L	1				-	-	-	-	-	-	-	-	-	-	-	<1	<1	-
	4-chlorotoluene	µg/L	1				-	-	-	-	-	-	-	-	-	-	-	<1	<1	-
	Bromobenzene	µg/L	1				-	-	-	-	-	-	-	-	-	-	-	<1	<1	-
	Bromochloromethane	µg/L	1				-	-	-	-	-	-	-	-	-	-	-	<1	<1	-
	Bromodichloromethane	µg/L	1	25[#36]			-	-	-	-	-	-	-	-	-	-	-	<1	<1	-
	Bromoform	µg/L	1	25[#36]			-	-	-	-	-	-	-	-	-	-	-	<1	<1	-
	Bromomethane	µg/L	1				-	-	-	-	-	-	-	-	-	-	-	<1	<1	-
	Carbon disulfide	µg/L	1				-	-	-	-	-	-	-	-	-	-	-	<1	<1	-
	Carbon tetrachloride	µg/L	1	3[#1]	12[#2]	12[#2]	-	-	-	-	-	-	-	-	-	-	-	<1	<1	-
	Chlorodibromomethane	µg/L	1	25[#36]			-	-	-	-	-	-	-	-	-	-	-	<1	<1	-
	Chloroethane	µg/L	1				-	-	-	-	-	-	-	-	-	-	-	<1	<1	-
	Chloroform	µg/L	1	25[#36]	2.5[#2]	2.5[#2]	-	-	-	-	-	-	-	-	-	-	-	<1	<1	-

						Location	BH03002	BH03002	BH03002	BH03003	BH03003	BH03003	BH03003	BH03003	BH03003	BH03003	BH03003	BH03004	BH03004	BH03004
						Sampled_Date_Time	29/05/2020	17/06/2020	30/09/2020	10/12/2019	21/01/2020	12/03/2020	01/04/2020	16/04/2020	15/05/2020	03/07/2020	29/09/2020	26/11/2019	22/01/2020	05/03/2020
						Sample_Depth_Avg	26	27	20.1	39.12	38.78	44.5	45	45	45	45	42.11	32.9	29.14	38.5
						Project_ID	LTC - Phase 2 LTM	LTC - Phase 2	LTC - Phase 2 LTM	LTC - Phase 2	LTC - Phase 2	LTC - Phase 2	LTC - Phase 2 LTM	LTC - Phase 2	LTC - Phase 2	LTC - Phase 2 LTM	LTC - Phase 2 LTM	LTC - Phase 2	LTC - Phase 2	LTC - Phase 2 LTM
				UK Drinking Water Standards	UK Estuaries and coastal waters EQS	UK Freshwater EQS														
Chem_Group	**Analyte**	**Units**	**MDL**																	
	Chloromethane	µg/L	1				-	-	-	-	-	-	-	-	-	-	-	<1	<1	-
	cis-1,2-dichloroethene	µg/L	1	25[#37]			-	-	-	-	-	-	-	-	-	-	-	<1	<1	-
	Dibromomethane	µg/L	1				-	-	-	-	-	-	-	-	-	-	-	<1	<1	-
	Dichlorodifluoromethane	µg/L	1				-	-	-	-	-	-	-	-	-	-	-	<1	<1	-
	Dichloromethane	µg/L	3		20[#2]	20[#2]	-	-	-	-	-	-	-	-	-	-	-	<3	<3	-
	Isopropylbenzene	µg/L	1				-	-	-	-	-	-	-	-	-	-	-	<1	<1	-
	n-butylbenzene	µg/L	1				-	-	-	-	-	-	-	-	-	-	-	<1	<1	-
	n-propylbenzene	µg/L	1				-	-	-	-	-	-	-	-	-	-	-	<1	<1	-
	p-isopropyltoluene	µg/L	1				-	-	-	-	-	-	-	-	-	-	-	<1	<1	-
	sec-butylbenzene	µg/L	1				-	-	-	-	-	-	-	-	-	-	-	<1	<1	-
	Trichloroethene	µg/L	1	5[#38]	10[#2]	10[#2]	-	-	-	-	-	-	-	-	-	-	-	<1	<1	-
	tert-butylbenzene	µg/L	1				-	-	-	-	-	-	-	-	-	-	-	<1	<1	-
	Tetrachloroethene	µg/L	1	5[#38]	10[#2]	10[#2]	-	-	-	-	-	-	-	-	-	-	-	<1	<1	-
	trans-1,2-dichloroethene	µg/L	1	25[#37]			-	-	-	-	-	-	-	-	-	-	-	<1	<1	-
	Trichlorofluoromethane	µg/L	1				-	-	-	-	-	-	-	-	-	-	-	<1	<1	-
	Vinyl chloride	µg/L	1	0.5[#1]			-	-	-	-	-	-	-	-	-	-	-	<1	<1	-
	tert-Amyl methyl ether	µg/L	1				-	-	-	-	-	-	-	-	-	-	-	<1	<1	-
VOC/SVOC	1,2,3-trichlorobenzene	µg/L	0.01		0.13[#39]	0.13[#39]	-	-	-	-	-	-	-	-	-	-	-	<1	<1	<0.01
	1,2,4-trichlorobenzene	µg/L	0.01		0.13[#39]	0.13[#39]	-	-	-	-	-	-	-	-	-	-	-	<1	<1	<0.01
	1,2-dichlorobenzene	µg/L	1		6.7[#40]	6.7[#40]	-	-	-	-	-	-	-	-	-	-	-	<1	<1	-
	1,3,5-Trichlorobenzene	µg/L	0.01		0.13[#39]	0.13[#39]	-	-	-	-	-	-	-	-	-	-	-	<1	<1	<0.01
	1,3-dichlorobenzene	µg/L	1		6.7[#40]	6.7[#40]	-	-	-	-	-	-	-	-	-	-	-	<1	<1	-
	1,4-dichlorobenzene	µg/L	1		6.7[#40]	6.7[#40]	-	-	-	-	-	-	-	-	-	-	-	<1	<1	-
	Chlorobenzene	µg/L	1	100[#41]			-	-	-	-	-	-	-	-	-	-	-	<1	<1	-
	Hexachlorobutadiene	µg/L	0.01		0.6(MAC)[#12]	0.6(MAC)[#12]	-	-	-	-	-	-	-	-	-	-	-	<1	<1	<0.01
SVOC	4-bromophenyl phenyl ether	µg/L	1				-	-	-	-	-	-	-	-	-	-	-	<2	<4	-
	4-nitroaniline	µg/L	1				-	-	-	-	-	-	-	-	-	-	-	<2	<4	-

						Location	BH03002	BH03002	BH03002	BH03003	BH03003	BH03003	BH03003	BH03003	BH03003	BH03003	BH03003	BH03004	BH03004	BH03004
						Sampled_Date_Time	29/05/2020	17/06/2020	30/09/2020	10/12/2019	21/01/2020	12/03/2020	01/04/2020	16/04/2020	15/05/2020	03/07/2020	29/09/2020	26/11/2019	22/01/2020	05/03/2020
						Sample_Depth_Avg	26	27	20.1	39.12	38.78	44.5	45	45	45	45	42.11	32.9	29.14	38.5
						Project_ID	LTC - Phase 2 LTM	LTC - Phase 2	LTC - Phase 2 LTM	LTC - Phase 2	LTC - Phase 2	LTC - Phase 2	LTC - Phase 2 LTM	LTC - Phase 2	LTC - Phase 2	LTC - Phase 2 LTM	LTC - Phase 2 LTM	LTC - Phase 2	LTC - Phase 2	LTC - Phase 2 LTM
				UK Drinking Water Standards	UK Estuaries and coastal waters EQS	UK Freshwater EQS														
Chem_Group	**Analyte**	**Units**	**MDL**																	
	4-nitrophenol	µg/L	1				-	-	-	-	-	-	-	-	-	-	-	<2	<4	-
	2,4,5-trichlorophenol	µg/L	1				-	-	-	-	-	-	-	-	-	-	-	<2	<4	-
	2,4,6-trichlorophenol	µg/L	1				-	-	-	-	-	-	-	-	-	-	-	<2	<4	-
	2,4-dichlorophenol	µg/L	1		0.42[#2]	4.2[#2]	-	-	-	-	-	-	-	-	-	-	-	<2	<4	-
	2,4-dimethylphenol	µg/L	1				-	-	-	-	-	-	-	-	-	-	-	<2	<4	-
	2,4-dinitrotoluene	µg/L	1				-	-	-	-	-	-	-	-	-	-	-	<2	<4	-
	2,6-dinitrotoluene	µg/L	1				-	-	-	-	-	-	-	-	-	-	-	<2	<4	-
	2-chloronaphthalene	µg/L	1				-	-	-	-	-	-	-	-	-	-	-	<2	<4	-
	2-chlorophenol	µg/L	1		50[#4]	50[#4]	-	-	-	-	-	-	-	-	-	-	-	<2	<4	-
	2-methylnaphthalene	µg/L	1				-	-	-	-	-	-	-	-	-	-	-	<2	<4	-
	2-methylphenol	µg/L	1				-	-	-	-	-	-	-	-	-	-	-	<2	<4	-
	2-nitroaniline	µg/L	1				-	-	-	-	-	-	-	-	-	-	-	<2	<4	-
	2-nitrophenol	µg/L	1				-	-	-	-	-	-	-	-	-	-	-	<2	<4	-
	3-nitroaniline	µg/L	1				-	-	-	-	-	-	-	-	-	-	-	<2	<4	-
	4,6-Dinitro-2-methylphenol	µg/L					-	-	-	-	-	-	-	-	-	-	-	<0.03	<0.03	<0.03
	4-chloro-3-methylphenol	µg/L	1		40[#4]	40[#4]	-	-	-	-	-	-	-	-	-	-	-	<2	<4	-
	4-chloroaniline	µg/L	1				-	-	-	-	-	-	-	-	-	-	-	<2	<4	-
	4-chlorophenyl phenyl ether	µg/L	1				-	-	-	-	-	-	-	-	-	-	-	<2	<4	-
	4-methylphenol	µg/L	1				-	-	-	-	-	-	-	-	-	-	-	<2	<4	-
	Azobenzene	µg/L	1				-	-	-	-	-	-	-	-	-	-	-	<2	<4	-
	Bis(2-chloroethoxy) methane	µg/L	1				-	-	-	-	-	-	-	-	-	-	-	<2	<4	-
	Bis(2-chloroethyl)ether	µg/L	1				-	-	-	-	-	-	-	-	-	-	-	<2	<4	-
	Bis(2-ethylhexyl) phthalate	µg/L	2		1.3[#2]	1.3[#2]	-	-	-	-	-	-	-	-	-	-	-	<4	<8	-
	Butyl benzyl phthalate	µg/L	1		0.75[#2]	7.5[#2]	-	-	-	-	-	-	-	-	-	-	-	<2	<4	-
	Carbazole	µg/L	1				-	-	-	-	-	-	-	-	-	-	-	<2	<4	-
	Dibenzofuran	µg/L	1				-	-	-	-	-	-	-	-	-	-	-	<2	<4	-
	Diethylphthalate	µg/L	1		200[#4]	200[#4]	-	-	-	-	-	-	-	-	-	-	-	<2	<4	-

						Location	BH03002	BH03002	BH03002	BH03003	BH03003	BH03003	BH03003	BH03003	BH03003	BH03003	BH03003	BH03004	BH03004	BH03004
						Sampled_Date_Time	29/05/2020	17/06/2020	30/09/2020	10/12/2019	21/01/2020	12/03/2020	01/04/2020	16/04/2020	15/05/2020	03/07/2020	29/09/2020	26/11/2019	22/01/2020	05/03/2020
						Sample_Depth_Avg	26	27	20.1	39.12	38.78	44.5	45	45	45	45	42.11	32.9	29.14	38.5
						Project_ID	LTC - Phase 2 LTM	LTC - Phase 2	LTC - Phase 2 LTM	LTC - Phase 2	LTC - Phase 2	LTC - Phase 2	LTC - Phase 2 LTM	LTC - Phase 2	LTC - Phase 2	LTC - Phase 2 LTM	LTC - Phase 2 LTM	LTC - Phase 2	LTC - Phase 2	LTC - Phase 2 LTM
				UK Drinking Water Standards	UK Estuaries and coastal waters EQS	UK Freshwater EQS														
Chem_Group	**Analyte**	**Units**	**MDL**																	
	Dimethyl phthalate	µg/L	1		800[#4]	800[#4]	-	-	-	-	-	-	-	-	-	-	-	<2	<4	-
	Di-n-butyl phthalate	µg/L	1		8[#4]	8[#4]	-	-	-	-	-	-	-	-	-	-	-	<2	<4	-
	Di-n-octyl phthalate	µg/L	5		20[#4]	20[#4]	-	-	-	-	-	-	-	-	-	-	-	<10	<20	-
	Hexachlorobenzene	µg/L	0.01		0.05(MAC)[#12]	0.05(MAC)[#12]	-	-	-	-	-	-	-	-	-	-	-	<0.01	<0.01	<0.01
	Hexachlorocyclopentadiene	µg/L	1				-	-	-	-	-	-	-	-	-	-	-	<2	<4	-
	Hexachloroethane	µg/L	1				-	-	-	-	-	-	-	-	-	-	-	<2	<4	-
	Isophorone	µg/L	1				-	-	-	-	-	-	-	-	-	-	-	<2	<4	-
	Nitrobenzene	µg/L	1				-	-	-	-	-	-	-	-	-	-	-	<2	<4	-
	N-nitrosodi-n-propylamine	µg/L	1				-	-	-	-	-	-	-	-	-	-	-	<2	<4	-
	Pentachlorobenzene	µg/L	0.01		0.0007[#2]	0.007[#2]	-	-	-	-	-	-	-	-	-	-	-	<0.01	<0.01	<0.01
	Pentachloronitrobenzene	µg/L	0.01				-	-	-	-	-	-	-	-	-	-	-	<0.01	<0.01	<0.01
	Pentachlorophenol	µg/L	1		0.4[#2]	0.4[#2]	-	-	-	-	-	-	-	-	-	-	-	<2	<4	-
PCB	Heptachlorobiphenyl, 2,3,3,4,4,5,5- (PCB 189)	µg/L	0.015				-	-	-	-	-	-	-	-	-	-	-	<0.015	<0.03	<0.015
	Hexachlorobiphenyl, 2,3,3,4,4,5- (PCB 156)	µg/L	0.015				-	-	-	-	-	-	-	-	-	-	-	<0.015	<0.03	<0.015
	Hexachlorobiphenyl, 2,3,3,4,4,5- (PCB 157)	µg/L	0.015				-	-	-	-	-	-	-	-	-	-	-	<0.015	<0.03	<0.015
	Hexachlorobiphenyl, 2,3,4,4,5,5- (PCB 167)	µg/L	0.015				-	-	-	-	-	-	-	-	-	-	-	<0.015	<0.03	<0.015
	Hexachlorobiphenyl, 3,3,4,4,5,5- (PCB 169)	µg/L	0.015				-	-	-	-	-	-	-	-	-	-	-	<0.015	<0.03	<0.015
	PCB 101	µg/L	0.015				-	-	-	-	-	-	-	-	-	-	-	<0.015	<0.03	<0.015
	PCB 118	µg/L	0.015				-	-	-	-	-	-	-	-	-	-	-	<0.015	<0.03	<0.015
	PCB 138	µg/L	0.015				-	-	-	-	-	-	-	-	-	-	-	<0.015	<0.03	<0.015
	PCB 153	µg/L	0.015				-	-	-	-	-	-	-	-	-	-	-	<0.015	<0.03	<0.015
	PCB 180	µg/L	0.015				-	-	-	-	-	-	-	-	-	-	-	<0.015	<0.03	<0.015
	PCB 28	µg/L	0.015				-	-	-	-	-	-	-	-	-	-	-	<0.015	<0.03	<0.015
	PCB 52	µg/L	0.015				-	-	-	-	-	-	-	-	-	-	-	<0.015	<0.03	<0.015
	Pentachlorobiphenyl, 2,3,3,4,4- (PCB 105)	µg/L	0.015				-	-	-	-	-	-	-	-	-	-	-	<0.015	<0.03	<0.015
	Pentachlorobiphenyl, 2,3,4,4,5- (PCB 114)	µg/L	0.015				-	-	-	-	-	-	-	-	-	-	-	<0.015	<0.03	<0.015
	Pentachlorobiphenyl, 2,3,4,4,5- (PCB 123)	µg/L	0.015				-	-	-	-	-	-	-	-	-	-	-	<0.015	<0.03	<0.015

						Location	BH03002	BH03002	BH03002	BH03003	BH03003	BH03003	BH03003	BH03003	BH03003	BH03003	BH03003	BH03004	BH03004	BH03004
						Sampled_Date_Time	29/05/2020	17/06/2020	30/09/2020	10/12/2019	21/01/2020	12/03/2020	01/04/2020	16/04/2020	15/05/2020	03/07/2020	29/09/2020	26/11/2019	22/01/2020	05/03/2020
						Sample_Depth_Avg	26	27	20.1	39.12	38.78	44.5	45	45	45	45	42.11	32.9	29.14	38.5
						Project_ID	LTC - Phase 2 LTM	LTC - Phase 2	LTC - Phase 2 LTM	LTC - Phase 2	LTC - Phase 2	LTC - Phase 2	LTC - Phase 2 LTM	LTC - Phase 2	LTC - Phase 2	LTC - Phase 2 LTM	LTC - Phase 2 LTM	LTC - Phase 2	LTC - Phase 2	LTC - Phase 2 LTM
				UK Drinking Water Standards	UK Estuaries and coastal waters EQS	UK Freshwater EQS														
Chem_Group	**Analyte**	**Units**	**MDL**																	
	Pentachlorobiphenyl, 3,3,4,4,5- (PCB 126)	µg/L	0.015				-	-	-	-	-	-	-	-	-	-	-	<0.015	<0.03	<0.015
	Tetrachlorobiphenyl, 3,3,4,4- (PCB 77)	µg/L	0.015				-	-	-	-	-	-	-	-	-	-	-	<0.015	<0.03	<0.015
	Tetrachlorobiphenyl, 3,4,4,5- (PCB 81)	µg/L	0.015				-	-	-	-	-	-	-	-	-	-	-	<0.015	<0.03	<0.015
	Total PCB 7 Congeners	µg/L	0.105				-	-	-	-	-	-	-	-	-	-	-	<0.105	<0.21	<0.105
Phenolics	Xylenols (Filtered)	µg/L	0.5				<0.5	<0.5	<0.5	<0.5	0.51	<0.5	<0.5	<0.5	<0.5	<0.5	<0.5	<0.5	<0.5	<0.5
	Cresol Total (Filtered)	µg/L	0.5				<0.5	<0.5	<0.5	<0.5	<0.5	<0.5	<0.5	<0.5	<0.5	<0.5	<0.5	<0.5	<0.5	<0.5
	Phenol	µg/L	1	5800[#34]	7.7[#2]	7.7[#2]	-	-	-	-	-	-	-	-	-	-	-	<2	<4	-
	Phenol (Filtered)	µg/L	0.5	5800[#34]	7.7[#2]	7.7[#2]	<0.5	<0.5	<0.5	<0.5	<0.5	<0.5	<0.5	<0.5	<0.5	<0.5	<0.5	<0.5	<0.5	<0.5
	Phenols Monohydric (Filtered)	µg/L	0.5				<0.5	<0.5	<0.5	<0.5	0.51	<0.5	<0.5	<0.5	<0.5	<0.5	<0.5	<0.5	<0.5	<0.5
Organotins	Tributyltin	µg/L	0.001		0.0002[#2]	0.0002[#2]	-	-	-	-	-	-	-	-	-	-	-	<0.001	<0.006	<0.001
Biological	Coliforms Total (Confirmed)	CFU/100mL					-	-	-	-	-	-	-	-	-	-	-	-	-	-
	Coliforms Total (Presumptive)	CFU/100mL					-	-	-	-	-	-	-	-	-	-	-	-	-	-
	Escherichia coli (Confirmed)	CFU/100mL					-	-	-	-	-	-	-	-	-	-	-	-	-	-
	Escherichia coli (Presumptive)	CFU/100mL					-	-	-	-	-	-	-	-	-	-	-	-	-	-
	Faecal streptococci (Confirmed)	CFU/100mL					-	-	-	-	-	-	-	-	-	-	-	-	-	-
	Faecal streptococci (Presumptive)	CFU/100mL					-	-	-	-	-	-	-	-	-	-	-	-	-	-
	Faecal Streptococci cfu/100ml	cfu/100ml								-	-							-	-	
	Coliform	cfu/100 ml								-	-							-	-	
	Salmonella	Detect					-	-	-	-	-	-	-	-	-	-	-	-	-	-
Pesticides	1-(3.4-Dichlorophenyl) urea (DCPU)	µg/l					-	-	-	-	-	-	-	-	-	-	-	<0.02	<0.02	<0.02
	2-(4-Chlorophenoxy)propionic acid, 4-CPP	µg/l					-	-	-	-	-	-	-	-	-	-	-	<0.01	<0.01	<0.01
	2-amino-N-(isopropyl)benzamide	µg/l					-	-	-	-	-	-	-	-	-	-	-	<0.02	<0.02	<0.02
	2-Chloro-2.6-diethylacetanilide	µg/l					-	-	-	-	-	-	-	-	-	-	-	<0.01	<0.01	<0.01
	Acibenzolar-S-methyl	µg/l					-	-	-	-	-	-	-	-	-	-	-	<0.03	<0.03	<0.03
	Aminopyralid	µg/l					-	-	-	-	-	-	-	-	-	-	-	<0.05	<0.05	<0.05
	Azoxystrobin	µg/L					-	-	-	-	-	-	-	-	-	-	-	<0.01	<0.01	<0.01
	BAM	µg/l					-	-	-	-	-	-	-	-	-	-	-	<0.01	<0.01	<0.01

						Location	BH03002	BH03002	BH03002	BH03003	BH03003	BH03003	BH03003	BH03003	BH03003	BH03003	BH03003	BH03004	BH03004	BH03004
						Sampled_Date_Time	29/05/2020	17/06/2020	30/09/2020	10/12/2019	21/01/2020	12/03/2020	01/04/2020	16/04/2020	15/05/2020	03/07/2020	29/09/2020	26/11/2019	22/01/2020	05/03/2020
						Sample_Depth_Avg	26	27	20.1	39.12	38.78	44.5	45	45	45	45	42.11	32.9	29.14	38.5
						Project_ID	LTC - Phase 2 LTM	LTC - Phase 2	LTC - Phase 2 LTM	LTC - Phase 2	LTC - Phase 2	LTC - Phase 2	LTC - Phase 2 LTM	LTC - Phase 2	LTC - Phase 2	LTC - Phase 2 LTM	LTC - Phase 2 LTM	LTC - Phase 2	LTC - Phase 2	LTC - Phase 2 LTM
				UK Drinking Water Standards	UK Estuaries and coastal waters EQS	UK Freshwater EQS														
Chem_Group	**Analyte**	**Units**	**MDL**																	
	Benalaxyl	µg/l					-	-	-	-	-	-	-	-	-	-	-	<0.02	<0.02	<0.02
	Bentazone methyl	µg/l					-	-	-	-	-	-	-	-	-	-	-	<0.03	<0.03	<0.03
	Bifenox	µg/L					-	-	-	-	-	-	-	-	-	-	-	<0.04	<0.04	<0.04
	Bitertanol	µg/l					-	-	-	-	-	-	-	-	-	-	-	<0.02	<0.02	<0.02
	Boscalid	µg/l					-	-	-	-	-	-	-	-	-	-	-	<0.01	<0.01	<0.01
	Cadusafos	µg/l					-	-	-	-	-	-	-	-	-	-	-	<0.02	<0.02	<0.02
	Carfentrazone-ethyl	µg/L					-	-	-	-	-	-	-	-	-	-	-	<0.04	<0.04	<0.04
	Chloridazon-desphenyl	µg/l					-	-	-	-	-	-	-	-	-	-	-	<0.03	<0.03	<0.03
	Chloridazon-methyl desphenyl	µg/l					-	-	-	-	-	-	-	-	-	-	-	<0.05	<0.05	<0.05
	Chlorotoluron-desmethyl	µg/l					-	-	-	-	-	-	-	-	-	-	-	<0.02	<0.02	<0.02
	Chlorpropham	µg/L			10[#4]	10[#4]	-	-	-	-	-	-	-	-	-	-	-	<0.05	<0.05	<0.05
	Clodinafop	µg/l					-	-	-	-	-	-	-	-	-	-	-	<0.03	<0.03	<0.03
	Clomeprop	µg/l					-	-	-	-	-	-	-	-	-	-	-	<0.01	<0.01	<0.01
	Crimidine	µg/l					-	-	-	-	-	-	-	-	-	-	-	<0.03	<0.03	<0.03
	Cybutryne (Irgarol)	µg/l					-	-	-	-	-	-	-	-	-	-	-	<0.01	<0.01	<0.01
	Cyprazine	µg/l					-	-	-	-	-	-	-	-	-	-	-	<0.02	<0.02	<0.02
	Cyprodinil	µg/L					-	-	-	-	-	-	-	-	-	-	-	<0.02	<0.02	<0.02
	Dichlofenthion	µg/l					-	-	-	-	-	-	-	-	-	-	-	<0.05	<0.05	<0.05
	Dichlormid	µg/l					-	-	-	-	-	-	-	-	-	-	-	<0.05	<0.05	<0.05
	Diethofencarb	µg/l					-	-	-	-	-	-	-	-	-	-	-	<0.02	<0.02	<0.02
	Difenacoum	µg/l					-	-	-	-	-	-	-	-	-	-	-	<0.02	<0.02	<0.02
	Dimefuron	µg/l					-	-	-	-	-	-	-	-	-	-	-	<0.02	<0.02	<0.02
	Dimethachlo	µg/l					-	-	-	-	-	-	-	-	-	-	-	<0.01	<0.01	<0.01
	Dimethenamid	µg/l					-	-	-	-	-	-	-	-	-	-	-	<0.01	<0.01	<0.01
	Dimethomorph	µg/l					-	-	-	-	-	-	-	-	-	-	-	<0.01	<0.01	<0.01
	Dinoterb	µg/l					-	-	-	-	-	-	-	-	-	-	-	<0.04	<0.04	<0.04
	Diuron desmethyl (DCPMU)	µg/l					-	-	-	-	-	-	-	-	-	-	-	<0.03	<0.03	<0.03

						Location	BH03002	BH03002	BH03002	BH03003	BH03003	BH03003	BH03003	BH03003	BH03003	BH03003	BH03003	BH03004	BH03004	BH03004
						Sampled_Date_Time	29/05/2020	17/06/2020	30/09/2020	10/12/2019	21/01/2020	12/03/2020	01/04/2020	16/04/2020	15/05/2020	03/07/2020	29/09/2020	26/11/2019	22/01/2020	05/03/2020
						Sample_Depth_Avg	26	27	20.1	39.12	38.78	44.5	45	45	45	45	42.11	32.9	29.14	38.5
						Project_ID	LTC - Phase 2 LTM	LTC - Phase 2	LTC - Phase 2 LTM	LTC - Phase 2	LTC - Phase 2	LTC - Phase 2	LTC - Phase 2 LTM	LTC - Phase 2	LTC - Phase 2	LTC - Phase 2 LTM	LTC - Phase 2 LTM	LTC - Phase 2	LTC - Phase 2	LTC - Phase 2 LTM
				UK Drinking Water Standards	UK Estuaries and coastal waters EQS	UK Freshwater EQS														
Chem_Group	**Analyte**	**Units**	**MDL**																	
	Epoxiconazole	µg/l					-	-	-	-	-	-	-	-	-	-	-	<0.03	<0.03	<0.03
	Etrimphos	µg/L	0.01				-	-	-	-	-	-	-	-	-	-	-	<0.01	<0.01	<0.01
	Fenoxaprop	µg/l					-	-	-	-	-	-	-	-	-	-	-	<0.03	<0.03	<0.03
	Fenpropidin	µg/l					-	-	-	-	-	-	-	-	-	-	-	<0.02	<0.02	<0.02
	Fenuron	µg/l					-	-	-	-	-	-	-	-	-	-	-	<0.01	<0.01	<0.01
	Fipronil	µg/L					-	-	-	-	-	-	-	-	-	-	-	<0.05	<0.05	<0.05
	Florasulam	µg/l					-	-	-	-	-	-	-	-	-	-	-	<0.02	<0.02	<0.02
	Fluazifop	µg/l					-	-	-	-	-	-	-	-	-	-	-	<0.02	<0.02	<0.02
	Fluazifop-P-butyl	µg/L					-	-	-	-	-	-	-	-	-	-	-	<0.02	<0.02	<0.02
	Foramsulfuron	µg/l					-	-	-	-	-	-	-	-	-	-	-	<0.01	<0.01	<0.01
	Furathiocarb	µg/l					-	-	-	-	-	-	-	-	-	-	-	<0.02	<0.02	<0.02
	Haloxyfop	µg/l					-	-	-	-	-	-	-	-	-	-	-	<0.03	<0.03	<0.03
	Haloxyfop-p-methyl	µg/l					-	-	-	-	-	-	-	-	-	-	-	<0.03	<0.03	<0.03
	Heptachlor epoxide	µg/L	0.01	0.03[#1]			-	-	-	-	-	-	-	-	-	-	-	<0.01	<0.01	<0.01
	Imazamox	µg/l					-	-	-	-	-	-	-	-	-	-	-	<0.01	<0.01	<0.01
	Indoxacarb	µg/L					-	-	-	-	-	-	-	-	-	-	-	<0.05	<0.05	<0.05
	Isoproturon-desmethyl	µg/l					-	-	-	-	-	-	-	-	-	-	-	<0.02	<0.02	<0.02
	Isoproturon-monodesmethyl	µg/l					-	-	-	-	-	-	-	-	-	-	-	<0.02	<0.02	<0.02
	Isopyrazam	µg/l					-	-	-	-	-	-	-	-	-	-	-	<0.03	<0.03	<0.03
	Kresoxim-methyl	µg/l					-	-	-	-	-	-	-	-	-	-	-	<0.03	<0.03	<0.03
	Malaoxon	µg/l					-	-	-	-	-	-	-	-	-	-	-	<0.02	<0.02	<0.02
	Mandipropamid	µg/l					-	-	-	-	-	-	-	-	-	-	-	-	-	<0.02
	Mecarbam	µg/l					-	-	-	-	-	-	-	-	-	-	-	<0.02	<0.02	<0.02
	Mesotrione	µg/l					-	-	-	-	-	-	-	-	-	-	-	<0.05	<0.05	<0.05
	Metconazole	µg/l					-	-	-	-	-	-	-	-	-	-	-	<0.02	<0.02	<0.02
	Metribuzin-desamino	µg/l					-	-	-	-	-	-	-	-	-	-	-	<0.01	<0.01	<0.01
	Naptalam	µg/l					-	-	-	-	-	-	-	-	-	-	-	<0.03	<0.03	<0.03

						Location	BH03002	BH03002	BH03002	BH03003	BH03003	BH03003	BH03003	BH03003	BH03003	BH03003	BH03003	BH03004	BH03004	BH03004
						Sampled_Date_Time	29/05/2020	17/06/2020	30/09/2020	10/12/2019	21/01/2020	12/03/2020	01/04/2020	16/04/2020	15/05/2020	03/07/2020	29/09/2020	26/11/2019	22/01/2020	05/03/2020
						Sample_Depth_Avg	26	27	20.1	39.12	38.78	44.5	45	45	45	45	42.11	32.9	29.14	38.5
						Project_ID	LTC - Phase 2 LTM	LTC - Phase 2	LTC - Phase 2 LTM	LTC - Phase 2	LTC - Phase 2	LTC - Phase 2	LTC - Phase 2 LTM	LTC - Phase 2	LTC - Phase 2	LTC - Phase 2 LTM	LTC - Phase 2 LTM	LTC - Phase 2	LTC - Phase 2	LTC - Phase 2 LTM
				UK Drinking Water Standards	UK Estuaries and coastal waters EQS	UK Freshwater EQS														
Chem_Group	**Analyte**	**Units**	**MDL**																	
	Nicosulfuron	µg/l					-	-	-	-	-	-	-	-	-	-	-	<0.01	<0.01	<0.01
	Nuarimol	µg/l					-	-	-	-	-	-	-	-	-	-	-	<0.02	<0.02	<0.02
	Oxadixyl	µg/l					-	-	-	-	-	-	-	-	-	-	-	<0.03	<0.03	<0.03
	Paraoxon-ethyl	µg/l					-	-	-	-	-	-	-	-	-	-	-	<0.02	<0.02	<0.02
	Parathion-ethyl	µg/l					-	-	-	-	-	-	-	-	-	-	-	<0.05	<0.05	<0.05
	Penconazole	µg/l					-	-	-	-	-	-	-	-	-	-	-	<0.02	<0.02	<0.02
	Pencycuron	µg/l					-	-	-	-	-	-	-	-	-	-	-	<0.02	<0.02	<0.02
	Phosphamidon II (E)	µg/l	0.01				-	-	-	-	-	-	-	-	-	-	-	<0.01	<0.01	<0.01
	Pretilachlor	µg/l					-	-	-	-	-	-	-	-	-	-	-	<0.02	<0.02	<0.02
	Primisulfuron-methyl	µg/l					-	-	-	-	-	-	-	-	-	-	-	<0.02	<0.02	<0.02
	Prodiamine	µg/l					-	-	-	-	-	-	-	-	-	-	-	<0.05	<0.05	<0.05
	Propaquizafop	µg/l					-	-	-	-	-	-	-	-	-	-	-	<0.03	<0.03	<0.03
	Propetamphos	µg/L	0.01		0.03[#4]	0.03[#4]	-	-	-	-	-	-	-	-	-	-	-	-	-	<0.01
	Prosulfocarb	µg/l					-	-	-	-	-	-	-	-	-	-	-	<0.01	<0.01	<0.01
	Prothioconazole	µg/l					-	-	-	-	-	-	-	-	-	-	-	<0.05	<0.05	<0.05
	Pyribenzoxim	µg/l					-	-	-	-	-	-	-	-	-	-	-	<0.05	<0.05	<0.05
	Quinmerac	µg/l					-	-	-	-	-	-	-	-	-	-	-	<0.01	<0.01	<0.01
	Quizalofop	µg/l					-	-	-	-	-	-	-	-	-	-	-	<0.05	<0.05	<0.05
	Rimsulfuron	µg/l					-	-	-	-	-	-	-	-	-	-	-	<0.01	<0.01	<0.01
	Sebuthylazine	µg/l					-	-	-	-	-	-	-	-	-	-	-	<0.01	<0.01	<0.01
	Simazine-2-hydroxy	µg/l					-	-	-	-	-	-	-	-	-	-	-	<0.01	<0.01	<0.01
	Sodium Acifluorfen	µg/L					-	-	-	-	-	-	-	-	-	-	-	<0.01	<0.01	<0.01
	Sulfosulfuron	µg/l					-	-	-	-	-	-	-	-	-	-	-	<0.01	<0.01	<0.01
	Tecnazene	µg/L	0.01		1[#4]	1[#4]	-	-	-	-	-	-	-	-	-	-	-	-	-	<0.01
	Teflubenzuron	µg/l					-	-	-	-	-	-	-	-	-	-	-	<0.03	<0.03	<0.03
	Terbuthylazine-desethyl	µg/l					-	-	-	-	-	-	-	-	-	-	-	<0.01	<0.01	<0.01
	Terbuthylazine-desethyl-2-hydroxy	µg/l					-	-	-	-	-	-	-	-	-	-	-	<0.01	<0.01	<0.01

						Location	BH03002	BH03002	BH03002	BH03003	BH03003	BH03003	BH03003	BH03003	BH03003	BH03003	BH03003	BH03004	BH03004	BH03004
						Sampled_Date_Time	29/05/2020	17/06/2020	30/09/2020	10/12/2019	21/01/2020	12/03/2020	01/04/2020	16/04/2020	15/05/2020	03/07/2020	29/09/2020	26/11/2019	22/01/2020	05/03/2020
						Sample_Depth_Avg	26	27	20.1	39.12	38.78	44.5	45	45	45	45	42.11	32.9	29.14	38.5
						Project_ID	LTC - Phase 2 LTM	LTC - Phase 2	LTC - Phase 2 LTM	LTC - Phase 2	LTC - Phase 2	LTC - Phase 2	LTC - Phase 2 LTM	LTC - Phase 2	LTC - Phase 2	LTC - Phase 2 LTM	LTC - Phase 2 LTM	LTC - Phase 2	LTC - Phase 2	LTC - Phase 2 LTM
				UK Drinking Water Standards	UK Estuaries and coastal waters EQS	UK Freshwater EQS														
Chem_Group	**Analyte**	**Units**	**MDL**																	
	Terbuthylazine-hydroxy	µg/l					-	-	-	-	-	-	-	-	-	-	-	<0.01	<0.01	<0.01
	Thiabendazole	µg/L			5[#4]	5[#4]	-	-	-	-	-	-	-	-	-	-	-	<0.03	<0.03	<0.03
	Thiamethoxam	µg/L					-	-	-	-	-	-	-	-	-	-	-	<0.01	<0.01	<0.01
	Tribenuron-methyl	µg/L					-	-	-	-	-	-	-	-	-	-	-	<0.01	<0.01	<0.01
	Trietazine	µg/L	0.01				-	-	-	-	-	-	-	-	-	-	-	<0.01	<0.01	<0.01
	Trifloxysulfuron-sodium	µg/l					-	-	-	-	-	-	-	-	-	-	-	<0.01	<0.01	<0.01
	Triflusulfuron-methyl	µg/l					-	-	-	-	-	-	-	-	-	-	-	<0.01	<0.01	<0.01
	Triforine	µg/l					-	-	-	-	-	-	-	-	-	-	-	<0.05	<0.05	<0.05
	Triticonazole	µg/l					-	-	-	-	-	-	-	-	-	-	-	<0.01	<0.01	<0.01
	Desmetryn	mg/L					-	-	-	-	-	-	-	-	-	-	-	<0.00001	<0.00001	<0.00001
	Simetryn	mg/L					-	-	-	-	-	-	-	-	-	-	-	<0.00001	<0.00001	<0.00001
	Clothianidin	µg/L					-	-	-	-	-	-	-	-	-	-	-	<0.01	<0.01	<0.01
	Cymoxanil	µg/L					-	-	-	-	-	-	-	-	-	-	-	<0.05	<0.05	<0.05
	Fluazifop-butyl	µg/L					-	-	-	-	-	-	-	-	-	-	-	<0.02	<0.02	<0.02
	Imazamethabenz-methyl	µg/L					-	-	-	-	-	-	-	-	-	-	-	<0.01	<0.01	<0.01
	Mesosulfuron-methyl	µg/L					-	-	-	-	-	-	-	-	-	-	-	<0.02	<0.02	<0.02
	Metamitron	µg/L					-	-	-	-	-	-	-	-	-	-	-	<0.03	<0.03	<0.03
	Metobromuron	µg/L					-	-	-	-	-	-	-	-	-	-	-	<0.03	<0.03	<0.03
	Monuron	µg/L					-	-	-	-	-	-	-	-	-	-	-	<0.02	<0.02	<0.02
	Secbumeton	µg/L					-	-	-	-	-	-	-	-	-	-	-	<0.01	<0.01	<0.01
	Spiroxamine	µg/L					-	-	-	-	-	-	-	-	-	-	-	<0.01	<0.01	<0.01
	Clomazon	µg/L					-	-	-	-	-	-	-	-	-	-	-	<0.01	<0.01	<0.01
	Metazachlor	µg/L	0.01				-	-	-	-	-	-	-	-	-	-	-	<0.01 - 0.013	<0.01	<0.01
	Methabenzthiazuran	µg/L					-	-	-	-	-	-	-	-	-	-	-	<0.01	<0.01	<0.01
	Iprovalicarb	µg/L					-	-	-	-	-	-	-	-	-	-	-	<0.01	<0.01	<0.01
	Chloroxuron	µg/L					-	-	-	-	-	-	-	-	-	-	-	<0.01	<0.01	<0.01
	Neburon	µg/L					-	-	-	-	-	-	-	-	-	-	-	<0.01	<0.01	<0.01

						Location	BH03002	BH03002	BH03002	BH03003	BH03003	BH03003	BH03003	BH03003	BH03003	BH03003	BH03003	BH03004	BH03004	BH03004
						Sampled_Date_Time	29/05/2020	17/06/2020	30/09/2020	10/12/2019	21/01/2020	12/03/2020	01/04/2020	16/04/2020	15/05/2020	03/07/2020	29/09/2020	26/11/2019	22/01/2020	05/03/2020
						Sample_Depth_Avg	26	27	20.1	39.12	38.78	44.5	45	45	45	45	42.11	32.9	29.14	38.5
						Project_ID	LTC - Phase 2 LTM	LTC - Phase 2	LTC - Phase 2 LTM	LTC - Phase 2	LTC - Phase 2	LTC - Phase 2	LTC - Phase 2 LTM	LTC - Phase 2	LTC - Phase 2	LTC - Phase 2 LTM	LTC - Phase 2 LTM	LTC - Phase 2	LTC - Phase 2	LTC - Phase 2 LTM
				UK Drinking Water Standards	UK Estuaries and coastal waters EQS	UK Freshwater EQS														
Chem_Group	**Analyte**	**Units**	**MDL**																	
	Metribuzin	µg/L					-	-	-	-	-	-	-	-	-	-	-	<0.03	<0.03	<0.03
	2,3,6-Trichlorobenzoic Acid (Tba)	µg/L					-	-	-	-	-	-	-	-	-	-	-	<0.1	<0.1	<0.1
	2,4,5-Trichlorophenoxy Acetic Acid	µg/L					-	-	-	-	-	-	-	-	-	-	-	<0.01	<0.01	<0.01
	2,4,5-TP (Silvex)	µg/L					-	-	-	-	-	-	-	-	-	-	-	<0.01	<0.01	<0.01
	Pyrimethanil	µg/L					-	-	-	-	-	-	-	-	-	-	-	<0.02	<0.02	<0.02
	Hedonal	µg/L			0.3[#2]	0.3[#2]	-	-	-	-	-	-	-	-	-	-	-	<0.01	<0.01	<0.01
	2,4-DDT	µg/L	0.01		0.00625[#42]	0.00625[#42]	-	-	-	-	-	-	-	-	-	-	-	<0.02	<0.01	<0.02
	Propachlor	µg/L	0.01				-	-	-	-	-	-	-	-	-	-	-	<0.01	<0.01	<0.01
	Propamocarb	µg/L					-	-	-	-	-	-	-	-	-	-	-	<0.03	<0.03	<0.03
	2,4-Dichlorprop	µg/L					-	-	-	-	-	-	-	-	-	-	-	<0.01	<0.01	<0.01
	3-Hydroxy Carbofuran	µg/L					-	-	-	-	-	-	-	-	-	-	-	<0.01	<0.01	<0.01
	4-(2,4-Dichlorophenoxy)butyric Acid (2,4-DB)	µg/L					-	-	-	-	-	-	-	-	-	-	-	<0.02	<0.02	<0.02
	4,4-DDE	µg/L	0.01		0.00625[#42]	0.00625[#42]	-	-	-	-	-	-	-	-	-	-	-	<0.01	<0.01	<0.01
	4-Bromo-3,5-dimethylphenyl-N-methylcarbamate	µg/L					-	-	-	-	-	-	-	-	-	-	-	<0.02	<0.02	<0.02
	a-BHC	µg/L	0.01				-	-	-	-	-	-	-	-	-	-	-	<0.01	<0.01	<0.01
	Acetochlor	µg/L					-	-	-	-	-	-	-	-	-	-	-	<0.03	<0.03	<0.03
	Aldicarb	µg/L					-	-	-	-	-	-	-	-	-	-	-	<0.05	<0.05	<0.05
	Aldicarb sulfone	µg/L					-	-	-	-	-	-	-	-	-	-	-	<0.01	<0.01	<0.01
	Aldrin	µg/L	0.01	0.03[#1]	0.00125[#43]	0.0025[#44]	-	-	-	-	-	-	-	-	-	-	-	<0.01	<0.01	<0.01
	Ametryn	µg/L					-	-	-	-	-	-	-	-	-	-	-	<0.01	<0.01	<0.01
	Amidosulfuron	µg/L					-	-	-	-	-	-	-	-	-	-	-	<0.02	<0.02	<0.02
	Acetamiprid	µg/L					-	-	-	-	-	-	-	-	-	-	-	<0.01	<0.01	<0.01
	Aclonifen	µg/L					-	-	-	-	-	-	-	-	-	-	-	<0.03	<0.03	<0.03
	Actril (Ioxynil)	µg/L			10[#4]	10[#4]	-	-	-	-	-	-	-	-	-	-	-	<0.01	<0.01	<0.01
	Atraton	µg/L					-	-	-	-	-	-	-	-	-	-	-	<0.01	<0.01	<0.01
	Atrazine	µg/L	0.01		0.6[#2]	0.6[#2]	-	-	-	-	-	-	-	-	-	-	-	<0.01	<0.01	<0.01
	Azinophos methyl	µg/L	0.02		0.01[#8]	0.01[#8]	-	-	-	-	-	-	-	-	-	-	-	<0.02	<0.04	<0.04

						Location	BH03002	BH03002	BH03002	BH03003	BH03003	BH03003	BH03003	BH03003	BH03003	BH03003	BH03003	BH03004	BH03004	BH03004
						Sampled_Date_Time	29/05/2020	17/06/2020	30/09/2020	10/12/2019	21/01/2020	12/03/2020	01/04/2020	16/04/2020	15/05/2020	03/07/2020	29/09/2020	26/11/2019	22/01/2020	05/03/2020
						Sample_Depth_Avg	26	27	20.1	39.12	38.78	44.5	45	45	45	45	42.11	32.9	29.14	38.5
						Project_ID	LTC - Phase 2 LTM	LTC - Phase 2	LTC - Phase 2 LTM	LTC - Phase 2	LTC - Phase 2	LTC - Phase 2	LTC - Phase 2 LTM	LTC - Phase 2	LTC - Phase 2	LTC - Phase 2 LTM	LTC - Phase 2 LTM	LTC - Phase 2	LTC - Phase 2	LTC - Phase 2 LTM
				UK Drinking Water Standards	UK Estuaries and coastal waters EQS	UK Freshwater EQS														
Chem_Group	**Analyte**	**Units**	**MDL**																	
	Baygon	µg/L					-	-	-	-	-	-	-	-	-	-	-	<0.01	<0.01	<0.01
	b-BHC	µg/L	0.01				-	-	-	-	-	-	-	-	-	-	-	<0.01	<0.01	<0.01
	Benazolin	µg/L					-	-	-	-	-	-	-	-	-	-	-	<0.05	<0.05	<0.05
	Bendiocarb	µg/L					-	-	-	-	-	-	-	-	-	-	-	<0.01	<0.01	<0.01
	Bentazone	µg/L			500[#4]	500[#4]	-	-	-	-	-	-	-	-	-	-	-	<0.01	<0.01	<0.01
	Bidrin	µg/L					-	-	-	-	-	-	-	-	-	-	-	<0.01	<0.01	<0.01
	Bromacil	µg/L					-	-	-	-	-	-	-	-	-	-	-	<0.01	<0.01	<0.01
	Bromazil	µg/L					-	-	-	-	-	-	-	-	-	-	-	<0.03	<0.03	<0.03
	Bromophos-ethyl	µg/L					-	-	-	-	-	-	-	-	-	-	-	<0.03	<0.03	<0.03
	Bromoxynil	µg/L			100[#4]	100[#4]	-	-	-	-	-	-	-	-	-	-	-	<0.01	<0.01	<0.01
	Carbaryl	µg/L					-	-	-	-	-	-	-	-	-	-	-	<0.01	<0.01	<0.01
	Carbendazim	µg/L				0.15[#4]	-	-	-	-	-	-	-	-	-	-	-	<0.01	<0.01	<0.01
	Carbetamide	µg/L					-	-	-	-	-	-	-	-	-	-	-	<0.01	<0.01	<0.01
	Carbofuran	µg/L					-	-	-	-	-	-	-	-	-	-	-	<0.01	<0.01	<0.01
	Carbophenothion	µg/L	0.01				-	-	-	-	-	-	-	-	-	-	-	-	-	<0.01
	Carboxin	µg/L					-	-	-	-	-	-	-	-	-	-	-	<0.02	<0.02	<0.02
	Chlorbromuron	µg/L					-	-	-	-	-	-	-	-	-	-	-	<0.01	<0.01	<0.01
	Chlordane (cis)	µg/L	0.01				-	-	-	-	-	-	-	-	-	-	-	<0.01	<0.01	<0.01
	Azinphos Ethyl	µg/L	0.02				-	-	-	-	-	-	-	-	-	-	-	<0.04	<0.04	<0.02
	Chlordane (trans)	µg/L	0.01				-	-	-	-	-	-	-	-	-	-	-	<0.01	<0.01	<0.01
	Chlorfenvinphos	µg/L	0.01		0.1[#2]	0.1[#2]	-	-	-	-	-	-	-	-	-	-	-	<0.01	<0.01	<0.01
	Chloridazon	µg/L					-	-	-	-	-	-	-	-	-	-	-	<0.01	<0.01	<0.01
	Chlorotoluron	µg/L			2[#4]	2[#4]	-	-	-	-	-	-	-	-	-	-	-	<0.01	<0.01	<0.01
	Chlorpyrifos	µg/L	0.01		0.03[#2]		-	-	-	-	-	-	-	-	-	-	-	<0.005	<0.005	<0.005
	Chlorpyrifos-methyl	µg/L	0.01				-	-	-	-	-	-	-	-	-	-	-	<0.01	<0.01	<0.01
	Chlorsulfuron	µg/L					-	-	-	-	-	-	-	-	-	-	-	-	-	<0.01
	Clopyralid	µg/L					-	-	-	-	-	-	-	-	-	-	-	<0.03	<0.03	<0.03

						Location	BH03002	BH03002	BH03002	BH03003	BH03003	BH03003	BH03003	BH03003	BH03003	BH03003	BH03003	BH03004	BH03004	BH03004
						Sampled_Date_Time	29/05/2020	17/06/2020	30/09/2020	10/12/2019	21/01/2020	12/03/2020	01/04/2020	16/04/2020	15/05/2020	03/07/2020	29/09/2020	26/11/2019	22/01/2020	05/03/2020
						Sample_Depth_Avg	26	27	20.1	39.12	38.78	44.5	45	45	45	45	42.11	32.9	29.14	38.5
						Project_ID	LTC - Phase 2 LTM	LTC - Phase 2	LTC - Phase 2 LTM	LTC - Phase 2	LTC - Phase 2	LTC - Phase 2	LTC - Phase 2 LTM	LTC - Phase 2	LTC - Phase 2	LTC - Phase 2 LTM	LTC - Phase 2 LTM	LTC - Phase 2	LTC - Phase 2	LTC - Phase 2 LTM
				UK Drinking Water Standards	UK Estuaries and coastal waters EQS	UK Freshwater EQS														
Chem_Group	**Analyte**	**Units**	**MDL**																	
	Coumaphos	µg/L	0.01		0.03[#4]	0.03[#4]	-	-	-	-	-	-	-	-	-	-	-	<0.01	<0.01	<0.01
	Cyanazine	µg/L	0.01				-	-	-	-	-	-	-	-	-	-	-	<0.01	<0.01	<0.01
	Cyproconazole	µg/L					-	-	-	-	-	-	-	-	-	-	-	<0.01	<0.01	<0.01
	Cyromazine	µg/L					-	-	-	-	-	-	-	-	-	-	-	<0.05	<0.05	<0.05
	d-BHC	µg/L	0.01				-	-	-	-	-	-	-	-	-	-	-	<0.01	<0.01	<0.02
	DDD	µg/L	0.01		0.00625[#42]	0.00625[#42]	-	-	-	-	-	-	-	-	-	-	-	<0.01	<0.01	<0.01
	DDT	µg/L	0.01		0.01[#45]	0.01[#45]	-	-	-	-	-	-	-	-	-	-	-	<0.03	<0.01	<0.03
	Deisopropylatrazine	µg/L					-	-	-	-	-	-	-	-	-	-	-	<0.01	<0.01	<0.01
	Chlorothalonil	µg/L	0.01			0.035[#2]	-	-	-	-	-	-	-	-	-	-	-	<0.02	<0.01	<0.01
	Deethylatrazine	µg/L					-	-	-	-	-	-	-	-	-	-	-	<0.01	<0.01	<0.01
	Demeton-S-methyl	µg/L	0.01				-	-	-	-	-	-	-	-	-	-	-	-	-	<0.01
	Diazinon	µg/L	0.01		0.01[#2]	0.01[#2]	-	-	-	-	-	-	-	-	-	-	-	<0.01	<0.01	<0.01
	Dicamba	µg/L					-	-	-	-	-	-	-	-	-	-	-	<0.03	<0.03	<0.03
	Dichlobenil	µg/L	0.01				-	-	-	-	-	-	-	-	-	-	-	-	-	<0.01
	Dichlorvos	µg/L	0.01		0.04[#4]	0.001[#4]	-	-	-	-	-	-	-	-	-	-	-	<0.01	<0.01	<0.01
	Diclofop	µg/L					-	-	-	-	-	-	-	-	-	-	-	<0.02	<0.02	<0.02
	Dieldrin	µg/L	0.01	0.03[#1]	0.00125[#43]	0.0025[#44]	-	-	-	-	-	-	-	-	-	-	-	<0.01	<0.01	<0.01
	Difenoconazole	µg/L					-	-	-	-	-	-	-	-	-	-	-	<0.02	<0.02	<0.02
	Difenoxuron	µg/L					-	-	-	-	-	-	-	-	-	-	-	<0.02	<0.02	<0.02
	Diflubenzuron	µg/L			0.005[#4]	0.001[#4]	-	-	-	-	-	-	-	-	-	-	-	<0.02	<0.02	<0.02
	Diflufenican	µg/L					-	-	-	-	-	-	-	-	-	-	-	<0.01	<0.01	<0.01
	Dimethoate	µg/L	0.01		0.48[#2]	0.48[#2]	-	-	-	-	-	-	-	-	-	-	-	<0.01	<0.01	<0.01
	Dinoseb	µg/L					-	-	-	-	-	-	-	-	-	-	-	<0.02	<0.02	<0.02
	Disulfoton	µg/L	0.01				-	-	-	-	-	-	-	-	-	-	-	-	-	<0.01
	Diuron	µg/L			0.2[#2]	0.2[#2]	-	-	-	-	-	-	-	-	-	-	-	<0.01	<0.01	<0.01
	Endosulfan I	µg/L	0.01				-	-	-	-	-	-	-	-	-	-	-	<0.01	<0.01	<0.01
	Endosulfan II	µg/L	0.02				-	-	-	-	-	-	-	-	-	-	-	<0.02	<0.02	<0.02

						Location	BH03002	BH03002	BH03002	BH03003	BH03003	BH03003	BH03003	BH03003	BH03003	BH03003	BH03003	BH03004	BH03004	BH03004
						Sampled_Date_Time	29/05/2020	17/06/2020	30/09/2020	10/12/2019	21/01/2020	12/03/2020	01/04/2020	16/04/2020	15/05/2020	03/07/2020	29/09/2020	26/11/2019	22/01/2020	05/03/2020
						Sample_Depth_Avg	26	27	20.1	39.12	38.78	44.5	45	45	45	45	42.11	32.9	29.14	38.5
						Project_ID	LTC - Phase 2 LTM	LTC - Phase 2	LTC - Phase 2 LTM	LTC - Phase 2	LTC - Phase 2	LTC - Phase 2	LTC - Phase 2 LTM	LTC - Phase 2	LTC - Phase 2	LTC - Phase 2 LTM	LTC - Phase 2 LTM	LTC - Phase 2	LTC - Phase 2	LTC - Phase 2 LTM
				UK Drinking Water Standards	UK Estuaries and coastal waters EQS	UK Freshwater EQS														
Chem_Group	**Analyte**	**Units**	**MDL**																	
	Endosulfan sulphate	µg/L	0.02				-	-	-	-	-	-	-	-	-	-	-	-	-	<0.06
	Endrin	µg/L	0.01		0.00125[#43]	0.0025[#44]	-	-	-	-	-	-	-	-	-	-	-	<0.02	<0.01	<0.01
	s-Ethyl dipropylthiocarbamate	µg/L					-	-	-	-	-	-	-	-	-	-	-	<0.02	<0.02	<0.02
	Ethiofencarb	µg/L					-	-	-	-	-	-	-	-	-	-	-	<0.02	<0.02	<0.02
	Ethion	µg/L	0.01				-	-	-	-	-	-	-	-	-	-	-	<0.02	<0.02	<0.01
	Ethoprop	µg/L					-	-	-	-	-	-	-	-	-	-	-	<0.02	<0.02	<0.02
	Ethofumesate	µg/L					-	-	-	-	-	-	-	-	-	-	-	<0.01	<0.01	<0.01
	Etridiazole	µg/L	0.01				-	-	-	-	-	-	-	-	-	-	-	<0.01	<0.01	<0.01
	Fenamiphos	µg/L					-	-	-	-	-	-	-	-	-	-	-	<0.02	<0.02	<0.02
	Fenarimol	µg/L					-	-	-	-	-	-	-	-	-	-	-	<0.03	<0.03	<0.03
	Fenitrothion	µg/L	0.01		0.01[#4]	0.01[#4]	-	-	-	-	-	-	-	-	-	-	-	<0.01	<0.01	<0.01
	Fensulfothion	µg/L					-	-	-	-	-	-	-	-	-	-	-	<0.02	<0.02	<0.02
	Fenhexamid	µg/L					-	-	-	-	-	-	-	-	-	-	-	<0.03	<0.03	<0.03
	Fenoxycarb	µg/L					-	-	-	-	-	-	-	-	-	-	-	<0.02	<0.02	<0.02
	Fenthion	µg/L	0.01				-	-	-	-	-	-	-	-	-	-	-	<0.01	<0.01	<0.01
	Fenpropimorf	µg/L					-	-	-	-	-	-	-	-	-	-	-	<0.01	<0.01	<0.01
	Fluroxypyr	µg/L					-	-	-	-	-	-	-	-	-	-	-	<0.02	<0.02	<0.02
	Flutolanil	µg/L					-	-	-	-	-	-	-	-	-	-	-	<0.02	<0.02	<0.02
	Fonofos	µg/L					-	-	-	-	-	-	-	-	-	-	-	<0.05	<0.05	<0.05
	EPTC	µg/L								-	-							-	-	
	g-BHC (Lindane)	µg/L	0.01				-	-	-	-	-	-	-	-	-	-	-	<0.01	<0.01	<0.01
	Haloxyfop-methyl	µg/L					-	-	-	-	-	-	-	-	-	-	-	<0.03	<0.03	<0.03
	Thifensulfuron	µg/L					-	-	-	-	-	-	-	-	-	-	-	<0.01	<0.01	<0.01
	Heptachlor	µg/L	0.01	0.03[#1]			-	-	-	-	-	-	-	-	-	-	-	<0.01	<0.01	<0.01
	Hexaconazole	µg/L					-	-	-	-	-	-	-	-	-	-	-	<0.02	<0.02	<0.02
	Hexazinone	µg/L					-	-	-	-	-	-	-	-	-	-	-	<0.01	<0.01	<0.01
	Hydroxyatrazine	µg/L					-	-	-	-	-	-	-	-	-	-	-	<0.01	<0.01	<0.01

						Location	BH03002	BH03002	BH03002	BH03003	BH03003	BH03003	BH03003	BH03003	BH03003	BH03003	BH03003	BH03004	BH03004	BH03004
						Sampled_Date_Time	29/05/2020	17/06/2020	30/09/2020	10/12/2019	21/01/2020	12/03/2020	01/04/2020	16/04/2020	15/05/2020	03/07/2020	29/09/2020	26/11/2019	22/01/2020	05/03/2020
						Sample_Depth_Avg	26	27	20.1	39.12	38.78	44.5	45	45	45	45	42.11	32.9	29.14	38.5
						Project_ID	LTC - Phase 2 LTM	LTC - Phase 2	LTC - Phase 2 LTM	LTC - Phase 2	LTC - Phase 2	LTC - Phase 2	LTC - Phase 2 LTM	LTC - Phase 2	LTC - Phase 2	LTC - Phase 2 LTM	LTC - Phase 2 LTM	LTC - Phase 2	LTC - Phase 2	LTC - Phase 2 LTM
				UK Drinking Water Standards	UK Estuaries and coastal waters EQS	UK Freshwater EQS														
Chem_Group	**Analyte**	**Units**	**MDL**																	
	Iprodione	µg/L					-	-	-	-	-	-	-	-	-	-	-	<0.03	<0.03	<0.03
	Isodrin	µg/L	0.01		0.00125[#43]	0.0025[#44]	-	-	-	-	-	-	-	-	-	-	-	<0.01	<0.01	<0.01
	Isoproturon	µg/L			0.3[#2]	0.3[#2]	-	-	-	-	-	-	-	-	-	-	-	<0.01	<0.01	<0.01
	Linuron	µg/L			0.5[#2]	0.5[#2]	-	-	-	-	-	-	-	-	-	-	-	<0.02	<0.02	<0.02
	Malathion	µg/L	0.01		0.02[#4]	0.01[#4]	-	-	-	-	-	-	-	-	-	-	-	<0.01	<0.01	<0.01
	2-Methyl-4-chlorophenoxyacetic acid	µg/L					-	-	-	-	-	-	-	-	-	-	-	<0.01	<0.01	<0.01
	2-Methyl-4-Chlorophenoxy Butanoic Acid	µg/L					-	-	-	-	-	-	-	-	-	-	-	<0.02	<0.02	<0.02
	Mecoprop	µg/L			18[#2]	18[#2]	-	-	-	-	-	-	-	-	-	-	-	<0.01	<0.01	<0.01
	Mefenpyr-diethyl	µg/L					-	-	-	-	-	-	-	-	-	-	-	<0.02	<0.02	<0.02
	Metachlor	µg/L	0.01		0.3[#2]	0.3[#2]	-	-	-	-	-	-	-	-	-	-	-	<0.01	<0.01	<0.01
	Metalaxyl	µg/L					-	-	-	-	-	-	-	-	-	-	-	<0.01	<0.01	<0.01
	Methamidophos	µg/L					-	-	-	-	-	-	-	-	-	-	-	<0.01	<0.01	<0.01
	Methidathion	µg/L					-	-	-	-	-	-	-	-	-	-	-	<0.01	<0.01	<0.01
	Methiocarb	µg/L				0.01[#4]	-	-	-	-	-	-	-	-	-	-	-	<0.01	<0.01	<0.01
	Methomyl	µg/L					-	-	-	-	-	-	-	-	-	-	-	<0.01	<0.01	<0.01
	Methoxychlor	µg/L	0.01				-	-	-	-	-	-	-	-	-	-	-	<0.03	<0.01	<0.04
	Methoxyfenozide	µg/L					-	-	-	-	-	-	-	-	-	-	-	<0.03	<0.03	<0.03
	Methyl parathion	µg/L	0.01				-	-	-	-	-	-	-	-	-	-	-	<0.01	<0.01	<0.01
	Metolachlor	µg/L					-	-	-	-	-	-	-	-	-	-	-	<0.01	<0.01	<0.01
	Metoxuron	µg/L					-	-	-	-	-	-	-	-	-	-	-	<0.01	<0.01	<0.01
	Metsulfuron Methyl	µg/L					-	-	-	-	-	-	-	-	-	-	-	<0.01	<0.01	<0.01
	Mevinphos (Phosdrin)	µg/L	0.01			0.02(MAC)[#46]	-	-	-	-	-	-	-	-	-	-	-	<0.01	<0.01	<0.01
	Molinate	µg/L					-	-	-	-	-	-	-	-	-	-	-	<0.01	<0.01	<0.01
	Monlinuran	µg/L					-	-	-	-	-	-	-	-	-	-	-	<0.02	<0.02	<0.02
	Monocrotophos	µg/L					-	-	-	-	-	-	-	-	-	-	-	<0.01	<0.01	<0.01
	Napropamide	µg/L					-	-	-	-	-	-	-	-	-	-	-	<0.01	<0.01	<0.01
	Flusilazole (NuStar)	µg/L					-	-	-	-	-	-	-	-	-	-	-	<0.01	<0.01	<0.01

						Location	BH03002	BH03002	BH03002	BH03003	BH03003	BH03003	BH03003	BH03003	BH03003	BH03003	BH03003	BH03004	BH03004	BH03004
						Sampled_Date_Time	29/05/2020	17/06/2020	30/09/2020	10/12/2019	21/01/2020	12/03/2020	01/04/2020	16/04/2020	15/05/2020	03/07/2020	29/09/2020	26/11/2019	22/01/2020	05/03/2020
						Sample_Depth_Avg	26	27	20.1	39.12	38.78	44.5	45	45	45	45	42.11	32.9	29.14	38.5
						Project_ID	LTC - Phase 2 LTM	LTC - Phase 2	LTC - Phase 2 LTM	LTC - Phase 2	LTC - Phase 2	LTC - Phase 2	LTC - Phase 2 LTM	LTC - Phase 2	LTC - Phase 2	LTC - Phase 2 LTM	LTC - Phase 2 LTM	LTC - Phase 2	LTC - Phase 2	LTC - Phase 2 LTM
				UK Drinking Water Standards	UK Estuaries and coastal waters EQS	UK Freshwater EQS														
Chem_Group	**Analyte**	**Units**	**MDL**																	
	o,p-DDD	µg/L	0.01				-	-	-	-	-	-	-	-	-	-	-	<0.01	<0.01	<0.01
	o,p'-DDE	µg/L	0.01				-	-	-	-	-	-	-	-	-	-	-	<0.01	<0.01	<0.01
	o,p-Methoxychlor	µg/L	0.01				-	-	-	-	-	-	-	-	-	-	-	-	-	<0.02
	Omethoate	µg/L	0.01			0.01[#4]	-	-	-	-	-	-	-	-	-	-	-	<0.01	<0.01	<0.01
	Oxamyl	µg/L					-	-	-	-	-	-	-	-	-	-	-	<0.01	<0.01	<0.01
	Paclobutrazol	µg/L					-	-	-	-	-	-	-	-	-	-	-	<0.02	<0.02	<0.02
	Methyl Paraoxon	µg/L					-	-	-	-	-	-	-	-	-	-	-	<0.02	<0.02	<0.02
	Parathion	µg/L	0.01				-	-	-	-	-	-	-	-	-	-	-	<0.01	<0.01	<0.01
	Pendimethalin	µg/L	0.01			0.3[#2]	-	-	-	-	-	-	-	-	-	-	-	<0.01	<0.01	<0.01
	Imidacloprid	µg/L					-	-	-	-	-	-	-	-	-	-	-	<0.01	<0.01	<0.01
	Permethrin	µg/L	0.01		0.0002[#4]	0.001[#4]	-	-	-	-	-	-	-	-	-	-	-	-	-	<0.01
	Permethrin II	µg/L	0.01				-	-	-	-	-	-	-	-	-	-	-	-	-	<0.01
	Phorate	µg/L	0.01				-	-	-	-	-	-	-	-	-	-	-	<0.01	<0.01	<0.01
	Phosmet	µg/L					-	-	-	-	-	-	-	-	-	-	-	<0.05	<0.05	<0.05
	Lenacil	µg/L					-	-	-	-	-	-	-	-	-	-	-	<0.03	<0.03	<0.03
	Picloram	µg/L					-	-	-	-	-	-	-	-	-	-	-	<0.02	<0.02	<0.02
	Picoxystrobin	µg/L					-	-	-	-	-	-	-	-	-	-	-	<0.01	<0.01	<0.01
	Pirimicarb	µg/L			1[#4]	1[#4]	-	-	-	-	-	-	-	-	-	-	-	<0.01	<0.01	<0.01
	Pirimiphos-methyl	µg/L	0.01		0.015[#4]	0.015[#4]	-	-	-	-	-	-	-	-	-	-	-	<0.01	<0.01	<0.01
	Pirimphos-ethyl	µg/L					-	-	-	-	-	-	-	-	-	-	-	<0.02	<0.02	<0.02
	Prochloraz	µg/L			4[#4]	4[#4]	-	-	-	-	-	-	-	-	-	-	-	<0.02	<0.02	<0.02
	Profenofos	µg/L					-	-	-	-	-	-	-	-	-	-	-	<0.01	<0.01	<0.01
	Promecarb	µg/L					-	-	-	-	-	-	-	-	-	-	-	<0.01	<0.01	<0.01
	Prometon	µg/L					-	-	-	-	-	-	-	-	-	-	-	<0.02	<0.02	<0.02
	Prometryn	µg/L	0.01				-	-	-	-	-	-	-	-	-	-	-	<0.01	<0.01	<0.01
	Pronamide	µg/L	0.01		100[#4]	100[#4]	-	-	-	-	-	-	-	-	-	-	-	<0.01	<0.01	<0.01
	Propanil	µg/L					-	-	-	-	-	-	-	-	-	-	-	<0.03	<0.03	<0.03

						Location	BH03002	BH03002	BH03002	BH03003	BH03003	BH03003	BH03003	BH03003	BH03003	BH03003	BH03003	BH03004	BH03004	BH03004
						Sampled_Date_Time	29/05/2020	17/06/2020	30/09/2020	10/12/2019	21/01/2020	12/03/2020	01/04/2020	16/04/2020	15/05/2020	03/07/2020	29/09/2020	26/11/2019	22/01/2020	05/03/2020
						Sample_Depth_Avg	26	27	20.1	39.12	38.78	44.5	45	45	45	45	42.11	32.9	29.14	38.5
						Project_ID	LTC - Phase 2 LTM	LTC - Phase 2	LTC - Phase 2 LTM	LTC - Phase 2	LTC - Phase 2	LTC - Phase 2	LTC - Phase 2 LTM	LTC - Phase 2	LTC - Phase 2	LTC - Phase 2 LTM	LTC - Phase 2 LTM	LTC - Phase 2	LTC - Phase 2	LTC - Phase 2 LTM
				UK Drinking Water Standards	UK Estuaries and coastal waters EQS	UK Freshwater EQS														
Chem_Group	**Analyte**	**Units**	**MDL**																	
	Propazine	µg/L	0.01				-	-	-	-	-	-	-	-	-	-	-	<0.01	<0.01	<0.01
	Propham	µg/L					-	-	-	-	-	-	-	-	-	-	-	<0.05	<0.05	<0.05
	Propiconazole	µg/L					-	-	-	-	-	-	-	-	-	-	-	<0.01	<0.01	<0.01
	Propoxycarbazone-sodium	µg/L					-	-	-	-	-	-	-	-	-	-	-	<0.01	<0.03	<0.01
	Pursuit	µg/L					-	-	-	-	-	-	-	-	-	-	-	<0.01	<0.01	<0.01
	Pyriproxyfen	µg/L					-	-	-	-	-	-	-	-	-	-	-	<0.03	<0.03	<0.03
	Quinclorac	µg/L					-	-	-	-	-	-	-	-	-	-	-	<0.02	<0.02	<0.02
	Quinoxyfen	µg/L					-	-	-	-	-	-	-	-	-	-	-	<0.04	<0.04	<0.04
	Savey	µg/L					-	-	-	-	-	-	-	-	-	-	-	<0.02	<0.02	<0.02
	Sethoxydim	µg/L					-	-	-	-	-	-	-	-	-	-	-	<0.02	<0.02	<0.02
	Simazine	µg/L	0.01		1[#2]	1[#2]	-	-	-	-	-	-	-	-	-	-	-	<0.01	<0.01	<0.01
	Tebuthiuron	µg/L					-	-	-	-	-	-	-	-	-	-	-	<0.02	<0.02	<0.02
	Terbutryn	µg/L	0.01				-	-	-	-	-	-	-	-	-	-	-	<0.01	<0.01	<0.01
	Terbuthylazine	µg/L					-	-	-	-	-	-	-	-	-	-	-	-	-	<0.01
	Terbutylazine	µg/L								-	-							<0.01	<0.01	
	Phosalone	µg/L	0.01				-	-	-	-	-	-	-	-	-	-	-	<0.01	<0.01	<0.01
	Phosphamidon	µg/L	0.01				-	-	-	-	-	-	-	-	-	-	-	<0.01	<0.01	<0.01
	Thiobencarb	µg/L					-	-	-	-	-	-	-	-	-	-	-	<0.01	<0.01	<0.01
	Thiophanate-methyl	µg/L					-	-	-	-	-	-	-	-	-	-	-	<0.03	<0.03	<0.03
	Triadimefon	µg/L	0.01				-	-	-	-	-	-	-	-	-	-	-	<0.01	<0.01	<0.01
	Triadimenol	µg/L					-	-	-	-	-	-	-	-	-	-	-	<0.01	<0.01	<0.01
	Triallate	µg/L	0.01		0.25[#4]	0.25[#4]	-	-	-	-	-	-	-	-	-	-	-	<0.05	<0.05	<0.01
	Triasulfuron	µg/L					-	-	-	-	-	-	-	-	-	-	-	<0.02	<0.02	<0.02
	Tributyl phosphate	µg/L	0.01		50[#4]	50[#4]	-	-	-	-	-	-	-	-	-	-	-	-	<0.01	-
	Triclopyr	µg/L					-	-	-	-	-	-	-	-	-	-	-	<0.03	<0.03	<0.03
	Triclosan	µg/L					-	-	-	-	-	-	-	-	-	-	-	<0.05	<0.05	<0.05
	Trifluralin	µg/L	0.01		0.03[#2]	0.03[#2]	-	-	-	-	-	-	-	-	-	-	-	<0.01	<0.01	<0.01

						Location	BH03002	BH03002	BH03002	BH03003	BH03003	BH03003	BH03003	BH03003	BH03003	BH03003	BH03003	BH03004	BH03004	BH03004
						Sampled_Date_Time	29/05/2020	17/06/2020	30/09/2020	10/12/2019	21/01/2020	12/03/2020	01/04/2020	16/04/2020	15/05/2020	03/07/2020	29/09/2020	26/11/2019	22/01/2020	05/03/2020
						Sample_Depth_Avg	26	27	20.1	39.12	38.78	44.5	45	45	45	45	42.11	32.9	29.14	38.5
						Project_ID	LTC - Phase 2 LTM	LTC - Phase 2	LTC - Phase 2 LTM	LTC - Phase 2	LTC - Phase 2	LTC - Phase 2	LTC - Phase 2 LTM	LTC - Phase 2	LTC - Phase 2	LTC - Phase 2 LTM	LTC - Phase 2 LTM	LTC - Phase 2	LTC - Phase 2	LTC - Phase 2 LTM
				UK Drinking Water Standards	UK Estuaries and coastal waters EQS	UK Freshwater EQS														
Chem_Group	**Analyte**	**Units**	**MDL**																	
	Tebuconazole	µg/L					-	-	-	-	-	-	-	-	-	-	-	0.015	<0.01	<0.01
	Telodrin	µg/L	0.01				-	-	-	-	-	-	-	-	-	-	-	<0.01	<0.01	<0.01
	Triazophos	µg/L	0.01		0.005[#4]	0.005[#4]	-	-	-	-	-	-	-	-	-	-	-	<0.02	<0.02	<0.01
	Tricyclazole	µg/L					-	-	-	-	-	-	-	-	-	-	-	<0.01	<0.01	<0.01
Surrogate	Surrogate Value	%					-	-	-	-	-	-	-	-	-	-	-	101	94.9	59.6
SVOC TIC	SVOC TICS - Detect	Detect					-	-	-	-	-	-	-	-	-	-	-	0	0	-
	SVOC Tentatively Identified Compounds	µg/L	10				-	-	-	-	-	-	-	-	-	-	-	<20	<40	-
VOC TIC	VOC TICs - Detect	Detect					-	-	-	-	-	-	-	-	-	-	-	-	0	-
	VOC Tentatively Identified Compounds	µg/l	10				-	-	-	-	-	-	-	-	-	-	-	-	<10	-
Other	Biochemical Oxygen Demand (5-day test)	µg/L	1000				-	-	<1000	-	-	-	-	-	-	-	57,200	-	-	-
	Redox	mV					-	-	-	-	-	-	-	-	-	-	-	156	188	162
	Salinity (no units)	PSS-78								-	-							-	-	
	Conductivity @ 20oC	µS/cm	5				622	593	612	639	593	553	547	557	556	528	559	547	539	519
	Total Dissolved Solids (Filtered)	mg/L	10				532	546	479	-	-	-	322	375	378	391	388	-	-	-
	Biological Oxygen Demand	mg/L	1				<1	<1	-	1.14	1.37	<1	<1	<1	<1	<1	-	<1	1.26	<1
	Chemical Oxygen Demand	mg/L	7				<7	<7	7.19	144	90.3	70.8	46.6	70.4	93.9	23	22.9	17.6	34.5	<7
	Dissolved Organic Carbon (Filtered)	µg/L	3000				<3000	<3000	<3000	3840	<3000	<3000	<3000	<3000	5170	<3000	<3000	3440	<3000	3180
	pH (Lab)	pH_Units	1	6.5-9.5[#1]	6-8.5(MAC)[#46]	6-9(MAC)[#46]	7.66	7.37	7.54	7.66	7.78	7.77	7.48	7.63	7.69	7.55	7.46	7.54	7.66	8.17
	Total Organic Carbon	mg/l	3							-	-							-	-	

Environmental Standards Comments

						Location	BH03002	BH03002	BH03002	BH03003	BH03003	BH03003	BH03003	BH03003	BH03003	BH03003	BH03003	BH03004	BH03004	BH03004
						Sampled_Date_Time	29/05/2020	17/06/2020	30/09/2020	10/12/2019	21/01/2020	12/03/2020	01/04/2020	16/04/2020	15/05/2020	03/07/2020	29/09/2020	26/11/2019	22/01/2020	05/03/2020
						Sample_Depth_Avg	26	27	20.1	39.12	38.78	44.5	45	45	45	45	42.11	32.9	29.14	38.5
						Project_ID	LTC - Phase 2 LTM	LTC - Phase 2	LTC - Phase 2 LTM	LTC - Phase 2	LTC - Phase 2	LTC - Phase 2	LTC - Phase 2 LTM	LTC - Phase 2	LTC - Phase 2	LTC - Phase 2 LTM	LTC - Phase 2 LTM	LTC - Phase 2	LTC - Phase 2	LTC - Phase 2 LTM
				UK Drinking Water Standards	UK Estuaries and coastal waters EQS	UK Freshwater EQS														
Chem_Group	**Analyte**	**Units**	**MDL**																	

#1:Water Supply (Water Quality) Regulations 2016.
#2:Water Framework Directive (Standards and Classification) Directions (England and Wales) 2015.
#3:Operational Targets and EQS. EA, April 2018
#4:Water Framework Directive (Standards & Classification) Directions (England & Wales) 2015. Dissolved fraction.
#5:Water Framework Directive (Standards & Classification) Directions (England & Wales) 2015. Dissolved fraction. Lowest criteria presented (<40mg/l of CaCO3). See 'further assessment' if criteria exceeded and hardness (CaCO3) data available.
#6:Water Framework Directive (Standards and Classification) Directions (England and Wales) 2015. Dissolved Fraction. If hexavalent chromium (CrVI) data is available, a value of 4.7µg/l may be appropriate for the remaining trivalent chromium (CrIII).
#7:Operational Targets and EQS. EA, April 2018. Dissolved fraction.
#8:Water Framework Directive (Standards and Classification) Directions (England and Wales) 2015. Dissolved Fraction. If DOC >1mg/l then a higher criteria applies [3.76+(2.677x((DOC/2)-0.5))]
#9:Water Framework Directive (Standards & Classification) Directions (England & Wales) 2015. Dissolved & bioavailable (bio) fraction plus background. M-BAT tool to assess: http://wfduk.org/resources/rivers-lakes-metal-bioavailability-assessment-tool-m-bat
#10:Water Framework Directive (Standards & Classification) Directions (England & Wales) 2015. Bioavailable (bio) fraction. M-BAT tool to assess: http://wfduk.org/resources/rivers-lakes-metal-bioavailability-assessment-tool-m-bat
#11:Water Framework Directive (Standards and Classification) Directions (England and Wales) 2015. Dissolved Fraction. MAC adopted in absence of AA value.
#12:Guidelines for Drinking-water Quality, 4th Edition. WHO, 2011. Informal value.
#13:Operational Targets and EQS. EA, April 2018.
#14:Operational Targets and EQS. EA, April 2018. Lowest criteria presented (<200mg/l CaCO3). See 'further assessment' values if criteria exceeded and hardness (CaCO3) data available.
#15:Guidelines for Drinking-water Quality, 4th Edition. WHO, 2011. Based on taste rather than a formal guideline.
#16:Operational Targets and EQS. EA, April 2018. Dissolved plus ambient background concentration. For saltwater, an Ambient Background Concentration of 1.1 µg/l has been used.
#17:Water Framework Directive (Standards and Classification) Directions (England and Wales) 2015. Indicator of 'good' status (90%ile) - Ammonia standard for lakes and rivers (total ammonia as nitrogen).
#18:Operational Targets and EQS. EA, April 2018. Dissolved fraction. Lowest criteria presented (<50 mg/l CaCO3). See 'further assessment' values if criteria exceeded and hardness (CaCO3) data available.
#19:Water Supply (Water Quality) Regulations 2016. As NO3.
#20:Water Supply (Water Quality) Regulations 2016. As NO2

						Location	BH03002	BH03002	BH03002	BH03003	BH03003	BH03003	BH03003	BH03003	BH03003	BH03003	BH03003	BH03004	BH03004	BH03004
						Sampled_Date_Time	29/05/2020	17/06/2020	30/09/2020	10/12/2019	21/01/2020	12/03/2020	01/04/2020	16/04/2020	15/05/2020	03/07/2020	29/09/2020	26/11/2019	22/01/2020	05/03/2020
						Sample_Depth_Avg	26	27	20.1	39.12	38.78	44.5	45	45	45	45	42.11	32.9	29.14	38.5
						Project_ID	LTC - Phase 2 LTM	LTC - Phase 2	LTC - Phase 2 LTM	LTC - Phase 2	LTC - Phase 2	LTC - Phase 2	LTC - Phase 2 LTM	LTC - Phase 2	LTC - Phase 2	LTC - Phase 2 LTM	LTC - Phase 2 LTM	LTC - Phase 2	LTC - Phase 2	LTC - Phase 2 LTM
				UK Drinking Water Standards	UK Estuaries and coastal waters EQS	UK Freshwater EQS														
Chem_Group	**Analyte**	**Units**	**MDL**																	

#21:Water Supply (Water Quality) Regulations 2016. As SO4.
#22:Water Supply (Water Quality) Regulations 2016. Value of 0.1µg/l for PAH split between four individual PAH. Requires summation of benzo(b)fluoranthene, benzo(k)fluoranthene, benzo(ghiperylene and indeno(123cd)pyrene to use 0.1µg/l value.
#23:Water Framework Directive (Standards and Classification) Directions (England and Wales) 2015. Benzo(a)pyrene can be considered as a marker for other PAH for comparison with the corresponding AA-EQS in water.
#24:No UK DWS for total petroleum hydrocarbons (TPH), or speciated TPH fractions. A value of 10 µg/l is adopted for sum TPH based on the rescinded Private Water Supply Regulations, 1991.
#25:No UK EQS for total petroleum hydrocarbons (TPH), or speciated TPH fractions. A value of 50 µg/l is adopted for sum TPH protection of surface water based on 50µg/l-1000µg/l (Surface Waters (Abstraction for Drinking Water) Regulations 1989).
#26:Guidelines for Drinking-water Quality, 4th Edition. WHO, 2011
#27:Proposed Environmental Quality Standard, in absence of legislative standard (Ayscough et al., 2002). https://assets.publishing.service.gov.uk/government/uploads/system/uploads/attachment_data/file/291223/sp2-115-tr4-e-e.pdf
#28:Guidelines for Drinking-water Quality, 4th Edition. WHO, 2011. Value of 500µg/l for sum xylenes split between isomers. Requires summation of m,p & o isomers to use 500µg/l value.
#29:Operational Targets and EQS. EA, April 2018. Value of 30µg/l for sum xylenes split between isomers. Requires summation of m,p & o isomers to use 30µg/l value.
#30:The taste and odour threshold of 15µg/l is commonly adopted as a guide.
#31:The taste and odour threshold of 15µg/l is commonly adopted as a guide. In situations where there is no risk to a drinking water supply or aquifer, a PNEC value of 2,600µg/l may be used.
#32:Water Framework Directive (Standards and Classification) Directions (England and Wales) 2015. Value of 140µg/l for tetrachloroethane split between 2 isomers. Requires summation of 2 isomers to use 140µg/l value.
#33:Guidelines for Drinking-water Quality, 4th Edition. WHO, 2011. In Scotland a value of 200µg/l is used (WAT-PS-10-01).
#34:US EPA Regional Screening Levels, May 2019. https://www.epa.gov/risk/regional-screening-levels-rsls-generic-tables
#35:Guidelines for Drinking-water Quality, 4th Edition. WHO, 2011. In Scotland a value of 7µg/l is used (WAT-PS-10-01).
#36:Water Supply (Water Quality) Regulations 2016. Value of 100µg/l for sum trihalomethanes split between individual compounds. Requires summation of chloroform, bromoform, chlorodibromomethane and bromodichloromethane to use 100µg/l value.
#37:Guidelines for Drinking-water Quality, 4th Edition. WHO, 2011. Value of 50µg/l for sum cis & trans-DCE split between isomers. Requires summation of cis & trans-DCE isomers to use 50µg/l value.
#38:Water Supply (Water Quality) Regulations 2016. Value of 10µg/l for sum of TCE & PCE split between individual compounds. Requires summation of TCE & PCE to use 10µg/l value.
#39:Water Framework Directive (Standards and Classification) Directions (England and Wales) 2015. Value of 0.4µg/l for sum isomers split between 3 isomers. Requires summation of isomers to use 0.4µg/l value.
#40:Water Framework Directive (Standards and Classification) Directions (England and Wales) 2015. Value of 20µg/l for sum isomers split between 3 isomers. Requires summation of isomers to use 20µg/l value.
#41:Position statement (WAT-PS-10-01), SEPA August 2014.
#42:Water Framework Directive (Standards and Classification) Directions (England and Wales) 2015. Value of 0.025µg/l for sum DDT isomers split between 4 isomers. Requires summation of 4 isomers to use 0.025µg/l value.
#43:Water Framework Directive (Standards and Classification) Directions (England and Wales) 2015. Value of 0.005µg/l for sum isomers split between 4 isomers. Requires summation of isomers to use 0.005µg/l value.
#44:Water Framework Directive (Standards and Classification) Directions (England and Wales) 2015. Value of 0.01µg/l for sum isomers split between 4 isomers. Requires summation of isomers to use 0.01µg/l value.
#45:Water Framework Directive (Standards and Classification) Directions (England and Wales) 2015. Relates to p,p-DDT (CAS 50-29-3)
#46:Operational Targets and EQS. EA, April 2018. Maximum Allowable Concentration (MAC) adopted in absence of Annual Average (AA) value.

Key

<0.6	Result MDL exceeds GAC
27.8	Result exceeds GAC
-	Determinand not tested for

Notes

Where a range is given a determinand has been analysed for by more than one method

						Location	BH03004	BH03004	BH03004	BH03004	BH03004	BH03005	BH03005	BH03005	BH03005	BH03005	BH03005	BH03005	BH03005
						Sampled_Date_Time	02/04/2020	24/04/2020	27/05/2020	19/06/2020	29/09/2020	10/12/2019	22/01/2020	12/03/2020	01/04/2020	24/04/2020	15/05/2020	19/06/2020	30/09/2020
						Sample_Depth_Avg	37	40	40	41	29.85	32.32	30.97	20	32	32	33	33	31.59
						Project_ID	LTC - Phase 2 LTM	LTC - Phase 2 LTM	LTC - Phase 2 LTM	LTC - Phase 2 LTM	LTC - Phase 2 LTM	LTC - Phase 2	LTC - Phase 2	LTC - Phase 2 LTM	LTC - Phase 2 LTM	LTC - Phase 2 LTM	LTC - Phase 2 LTM	LTC - Phase 2	LTC - Phase 2 LTM
				UK Drinking Water Standards	UK Estuaries and coastal waters EQS	UK Freshwater EQS													
Chem_Group	**Analyte**	**Units**	**MDL**																
Metals	Antimony	µg/L	4	5[#1]			-	-	-	-	-	-	-	-	-	-	-	-	-
	Antimony (Filtered)	µg/L	1	5[#1]								-	-						
	Arsenic	µg/L	2	10[#1]	25[#2]	50[#2]	<2	<2	9.65	7.25	5.12	-	-	4.73	<2	<2	<2	<2	<2
	Arsenic (Filtered)	µg/L	0.5	10[#1]	25[#2]	50[#2]	<0.5	<0.5	<0.5	0.771	0.559	2.8	0.855	1.34	0.693	0.608	0.937	0.706	0.569
	Barium (Filtered)	µg/L	0.2	1300[#3]								-	-						
	Beryllium (Filtered)	µg/L	0.1									-	-						
	Boron	µg/L	20	1000[#1]	7000[#4]	2000[#4]	<20	26.1	36.7	38.1	33.8	-	-	29.8	27.7	30.2	26.5	<20	21.3
	Boron (Filtered)	µg/L	10	1000[#1]	7000[#4]	2000[#4]	19.4	25.2	20.7	27.8	22.9	40.4	29.6	-	20.4	28.4	28.2	21.9	10.1
	Cadmium	µg/L	0.5	5[#1]	0.2[#5]	0.08[#6]	<0.5	<0.5	0.628	<0.5	<0.5	-	-	0.509	<0.5	<0.5	<0.5	<0.5	<0.5
	Cadmium (Filtered)	µg/L	0.08	5[#1]	0.2[#5]	0.08[#6]	<0.08	<0.08	<0.08	<0.08	<0.08	<0.08	<0.08	<0.08	<0.08	<0.08	<0.08	<0.08	<0.08
	Chromium (hexavalent) (Filtered)	µg/L	3		0.6[#5]	3.4[#5]	<3	<3	<3	<3	3.12	<3	<3	<3	<3	<3	<3	<3	<3
	Chromium	µg/L	3	50[#1]	0.6[#5]	3.4[#7]	<3	<3	64.3	59.7	31.1	-	-	22.6	<3	<3	<3	<3	<3
	Chromium (Filtered)	µg/L	1	50[#1]	0.6[#5]	3.4[#7]	<1	<1	<1	1.37	<1	<1	<1	<1	<1	<1	<1	<1	<1
	Chromium (Trivalent) (Filtered)	µg/L	3			4.7[#5]	<3	<3	<3	<3	<3	<3	<3	<3	<3	<3	<3	<3	<3
	Cobalt (Filtered)	µg/L	0.5		3[#8]	3[#8]	<0.5	<0.5	<0.5	0.754	0.545	11	3.33	4.94	<0.5	0.593	<0.5	0.686	0.709
	Copper	µg/L	1	2000[#1]	3.76[#9]	1(bio)[#10]	<1	<1	71.7	57.6	42.9	-	-	-	6.18	5.27	5.01	5.1	4.52
	Copper (Filtered)	µg/L	0.3	2000[#1]	3.76[#9]	1(bio)[#10]	0.593	0.529	0.677	3.43	2.07	1.41	1.06	-	3.47	3.56	3.01	3.45	2.91
	Iron (Filtered)	µg/L	19	200[#1]	1000[#2]	1000[#2]	33.5	<19	<19	766	88.4	105	<19	218	<19	<19	<19	<19	20.1
	Lead	µg/L	1	10[#1]	1.3[#5]	1.2(bio)[#10]	-	-	-	-	-	-	-	-	-	-	-	-	-
	Lead (Filtered)	µg/L	0.2	10[#1]	1.3[#5]	1.2(bio)[#10]	<0.2	<0.2	<0.2	1	1.4	0.234	<0.2	0.303	<0.2	<0.2	<0.2	<0.2	<0.2
	Manganese	µg/L	1	50[#1]		123(bio)[#11]	1.99	3.3	2740	1870	1340	-	-	929	223	207	169	120	131
	Manganese (Filtered)	µg/L	3	50[#1]		123(bio)[#11]	<3	<3	9.8	37.9	26.2	2970	603	348	53.5	53.3	23.9	40.4	74.4
	Mercury	µg/L	0.02	1[#1]	0.07(MAC)[#12]	0.07(MAC)[#12]	<0.02	<0.02	0.233	0.259	0.0229	-	-	0.155	<0.02	<0.02	<0.02	<0.02	<0.02
	Mercury (Filtered)	µg/L	0.01	1[#1]	0.07(MAC)[#12]	0.07(MAC)[#12]	<0.01	<0.01	<0.01	<0.01	0.0105	<0.01	<0.01	<0.01	<0.01	<0.01	<0.01	<0.01	<0.01
	Molybdenum	µg/L	9	70[#13]			-	-	-	-	-	-	-	-	-	-	-	-	-
	Molybdenum (Filtered)	µg/L	3	70[#13]								-	-						
	Nickel	µg/L	1	20[#1]	8.6[#5]	4(bio)[#10]	2	2.01	90.8	79	48	-	-	27.8	8.24	7.51	7.06	5.03	4.82
	Nickel (Filtered)	µg/L	0.4	20[#1]	8.6[#5]	4(bio)[#10]	1.5	1.71	1.32	3.52	2.37	41.6	19.9	11.7	5.99	5.4	5.75	4.06	3.27

						Location	BH03004	BH03004	BH03004	BH03004	BH03004	BH03005	BH03005	BH03005	BH03005	BH03005	BH03005	BH03005	BH03005
						Sampled_Date_Time	02/04/2020	24/04/2020	27/05/2020	19/06/2020	29/09/2020	10/12/2019	22/01/2020	12/03/2020	01/04/2020	24/04/2020	15/05/2020	19/06/2020	30/09/2020
						Sample_Depth_Avg	37	40	40	41	29.85	32.32	30.97	20	32	32	33	33	31.59
						Project_ID	LTC - Phase 2 LTM	LTC - Phase 2 LTM	LTC - Phase 2 LTM	LTC - Phase 2 LTM	LTC - Phase 2 LTM	LTC - Phase 2	LTC - Phase 2	LTC - Phase 2 LTM	LTC - Phase 2 LTM	LTC - Phase 2 LTM	LTC - Phase 2 LTM	LTC - Phase 2	LTC - Phase 2 LTM
				UK Drinking Water Standards	UK Estuaries and coastal waters EQS	UK Freshwater EQS													
Chem_Group	**Analyte**	**Units**	**MDL**																
	Selenium	µg/L	1	10[#1]			1.08	1.07	3.33	1.54	2.32	-	-	2.29	1.33	<1	<1	<1	1
	Selenium (Filtered)	µg/L	1	10[#1]			-	-	-	-	-	1.11	<1	-	-	-	-	-	-
	Strontium (Filtered)	µg/L	1				271	251	280	294	240	-	-	-	334	308	333	323	289
	Vanadium	µg/L	5		100[#14]	20[#15]	-	-	-	-	-	-	-	-	-	-	-	-	-
	Vanadium (Filtered)	µg/L	1		100[#14]	20[#15]													
	Zinc	µg/L	5	3000[#16]	7.9[#17]	10.9(bio)[#10]	9.73	12.8	208	125	72.2	-	-	58.8	14.5	27.1	54.8	12.1	6.19
	Zinc (Filtered)	µg/L	1	3000[#16]	7.9[#17]	10.9(bio)[#10]	-	-	-	-	-	5.53	7.75	-	-	-	-	-	-
Inorganics	Total Hardness	mg/l	0.35				294	279	2230	1150	763	6350	5390	2560	861	759	733	549	512
	Alkalinity (Bicarbonate as CaCO3)	mg/L	2				-	-	-	-	720	435	3370	-	-	-	-	-	239
	Alkalinity (Bicarbonate) as HCO3	mg/L	2				245	241	2630	1730	-	531	4110	998	434	753	486	458	-
	Alkalinity (total) as CaCO3	mg/L	2				201	197	2160	1420	590			818	356	617	399	375	196
	Ammoniacal Nitrogen as N (Filtered)	mg/L	0.01		0.021[#2]	0.6[#18]	0.108	0.0378	0.0681	0.0346	0.109	1.49	0.694	0.155	0.252	0.0677	0.0354	0.0489	0.0217
	Ammoniacal Nitrogen as NH3	mg/L	0.2				-	-	-	-	-	-	-	-	-	-	-	-	-
	Ammoniacal Nitrogen as NH3 (Filtered)	mg/L	0.01				-	-	-	-	-	-	-	-	-	-	-	-	-
	Bromide (Filtered)	mg/L	0.06				0.126	0.124	0.121	0.111	0.125	-	-	-	0.158	0.14	0.145	0.137	0.146
	Calcium (Filtered)	mg/L	0.2				107	103	111	108	124	132	129	141	142	138	140	143	136
	Chloride (Filtered)	mg/L	0.08	250[#1]		250[#4]	22	21.7	23.1	22.5	21.2	64.4	42.9	43	39.5	35	32.8	32	30.5
	Cyanide (Free) (Filtered)	µg/L	2.5	50[#1]	1[#2]	1[#2]	3.15	<2.5	<2.5	<2.5	<2.5	<2.5	<2.5	<2.5	<2.5	<2.5	<2.5	<2.5	<2.5
	Cyanide Total (Filtered)	µg/L	5	50[#1]	1[#2]	1[#2]	<5	<5	<5	<5	<5	<5	<5	<5	<5	<5	<5	<5	<5
	cyanides-complex (Filtered)	µg/L	5	50[#1]	1[#2]	1[#2]	<5	<5	<5	<5	<5	<5	<5	<5	<5	<5	<5	<5	<5
	Fluoride (Filtered)	µg/L	500	1500[#1]	5000[#8]	1000[#19]	<500	<500	<500	<500	<500	<500	<500	<500	<500	<500	<500	<500	<500
	Iodide	mg/L					<0.1	<0.1	<0.1	<0.1	<0.1	-	-	-	<0.1	<0.1	<0.1	<0.1	<0.1
	Magnesium (Filtered)	mg/L	0.036				2.54	2.35	3.93	3.63	2.73	6.56	4.78	4.62	4.07	3.71	4.31	3.65	3.17
	Nitrate (as N) (Filtered)	mg/L	0.0677				76.9	74.8	88.1	77.3	76.8	0.8	10.8	88.3	102	99.2	102	104	107
	Nitrate (as NO3-) (Filtered)	mg/L	0.3	50(NO3)[#20]			-	-	-	-	-	3.54	47.9	-	-	-	-	-	-
	Nitrite (as NO2-) (Filtered)	mg/L	0.04	0.5(NO2)[#21]								-	-						
	Phosphorus	µg/L	20				20.4	<20	870	497	306	-	-	-	223	180	175	152	74.6

						Location	BH03004	BH03004	BH03004	BH03004	BH03004	BH03005	BH03005	BH03005	BH03005	BH03005	BH03005	BH03005	BH03005
						Sampled_Date_Time	02/04/2020	24/04/2020	27/05/2020	19/06/2020	29/09/2020	10/12/2019	22/01/2020	12/03/2020	01/04/2020	24/04/2020	15/05/2020	19/06/2020	30/09/2020
						Sample_Depth_Avg	37	40	40	41	29.85	32.32	30.97	20	32	32	33	33	31.59
						Project_ID	LTC - Phase 2 LTM	LTC - Phase 2 LTM	LTC - Phase 2 LTM	LTC - Phase 2 LTM	LTC - Phase 2 LTM	LTC - Phase 2	LTC - Phase 2	LTC - Phase 2 LTM	LTC - Phase 2 LTM	LTC - Phase 2 LTM	LTC - Phase 2 LTM	LTC - Phase 2	LTC - Phase 2 LTM
				UK Drinking Water Standards	UK Estuaries and coastal waters EQS	UK Freshwater EQS													
Chem_Group	**Analyte**	**Units**	**MDL**																
	Phosphorus (Filtered)	µg/L	10				<10	<10	11.9	20.5	45.9	-	-	-	11.7	<10	<10	50.9	<10
	Potassium (Filtered)	mg/L	0.2				0.747	0.742	1.38	1.95	0.93	3.06	2	1.52	1.35	1.19	1.17	1.35	1.62
	Sodium (Filtered)	mg/L	0.076	200[#1]			14	13.3	22.1	18.5	20.3	69.1	33.4	33.2	24.3	19.9	22.7	16.5	16.8
	Sulphate (Filtered)	mg/L	2	250(SO4)[#22]		400[#4]	14.4	13.7	18	17.5	13.9	56.5	88	100	98.2	98.9	97.9	99.3	99
	Orthophosphate as P (Filtered)	µg/L	20				-	-	-	-	-	<20	<20	<20	-	-	-	-	-
PAH	Naphthalene	µg/L	0.01		2[#2]	2[#2]	<0.01	<0.01	<0.02	<0.01	<0.01	<0.1	<0.2	<0.01	<0.01	<0.01	0.0203	0.0102	<0.02
	Acenaphthene	µg/L	0.005			No UK EQS	<0.005	<0.005	<0.01	<0.005	<0.005	<0.05	<0.1	<0.005	<0.005	<0.005	<0.005	<0.005	<0.01
	Acenaphthylene	µg/L	0.005			No UK EQS	<0.005	<0.005	<0.01	<0.005	<0.005	<0.05	<0.1	<0.005	<0.005	<0.005	<0.005	<0.005	<0.01
	Fluoranthene	µg/L	0.005		0.0063[#2]	0.0063[#2]	<0.005	<0.005	<0.01	<100 - 0.0078	<0.005	<0.05	<0.1	<0.005	<0.005	<0.005	<0.005	<0.005	<0.01
	Anthracene	µg/L	0.005		0.1[#2]	0.1[#2]	<0.005	<0.005	<0.01	<0.005	<0.005	<0.05	<0.1	<0.005	<0.005	<0.005	<0.005	<0.005	<0.01
	Phenanthrene	µg/L	0.005			No UK EQS	<0.005	<0.005	<0.01	<0.005	<0.005	<0.05	<0.1	<0.005	<0.005	<0.005	<0.005	<0.005	<0.01
	Fluorene	µg/L	0.005			No UK EQS	<0.005	<0.005	<0.01	<0.005	<0.005	<0.05	<0.1	<0.005	<0.005	<0.005	<0.005	<0.005	<0.01
	Chrysene	µg/L	0.005			No UK EQS	<0.005	<0.005	<0.01	<0.005	<0.005	<0.05	<0.1	<0.005	<0.005	<0.005	<0.005	<0.005	<0.01
	Pyrene	µg/L	0.005			No UK EQS	<0.005	<0.005	<2 - 0.0188	<100 - 0.0204	<0.005	<0.05	<0.1	<0.005	<0.005	<0.005	<0.005	<0.005	<0.01
	Benzo(a)anthracene	µg/L	0.005			No UK EQS	<0.005	<0.005	<0.01	<0.005	<0.005	<0.05	<0.1	<0.005	<0.005	<0.005	<0.005	<0.005	<0.01
	Benzo(b)fluoranthene	µg/L	0.005	0.025[#23]	See BaP[#24]	See BaP[#24]	<0.005	<0.005	<0.01	<100 - 0.0195	<0.005	<0.05	<0.1	<0.005	<0.005	<0.005	<0.005	<0.005	<0.01
	Benzo(k)fluoranthene	µg/L	0.005	0.025[#23]	See BaP[#24]	See BaP[#24]	<0.005	<0.005	<0.01	<0.005	<0.005	<0.05	<0.1	<0.005	<0.005	<0.005	<0.005	<0.005	<0.01
	Benzo(a)pyrene	µg/L	0.002	0.01[#1]	0.00017[#24]	0.00017[#24]	<0.002	<0.002	<0.004	<100 - 0.0036	<0.002	<0.02	<0.04	<0.002	<0.002	<0.002	<0.002	<0.002	<0.004
	Dibenz(a,h)anthracene	µg/L	0.005			No UK EQS	<0.005	<0.005	<0.01	<0.005	<0.005	<0.05	<0.1	<0.005	<0.005	<0.005	<0.005	<0.005	<0.01
	Benzo(g,h,i)perylene	µg/L	0.005	0.025[#23]	See BaP[#24]	See BaP[#24]	<0.005	<0.005	<0.01	<0.005	<0.005	<0.05	<0.1	<0.005	<0.005	<0.005	<0.005	<0.005	<0.01
	Indeno(1,2,3-c,d)pyrene	µg/L	0.005	0.025[#23]	See BaP[#24]	See BaP[#24]	<0.005	<0.005	<0.01	<0.005	<0.005	<0.05	<0.1	<0.005	<0.005	<0.005	<0.005	<0.005	<0.01
	PAH 16 Total	µg/L	0.082				<0.082	<0.082	<0.164	<0.082	<0.082	<0.82	<1.64	<0.082	<0.082	<0.082	<0.082	<0.082	<0.164
TPH CWG	>C5-C6 Aliphatics	µg/L	10	See TPH	See TPH	See TPH	<10	<10	<10	<10	<10	<10	<10	<10	<10	<10	<10	<10	<10
	>C6-C8 Aliphatics	µg/L	10	See TPH	See TPH	See TPH	<10	<10	<10	<10	<10	<10	<10	<10	<10	<10	<10	<10	<10
	>C8-C10 Aliphatics	µg/L	10	See TPH	See TPH	See TPH	<10	<10	<10	<10	<10	<10	<10	<10	<10	<10	<10	<10	<10
	>C10-C12 Aliphatics	µg/L	10	See TPH	See TPH	See TPH	<10	<10	<10	<10	<10	<10	<10	<10	<10	<10	<10	<10	<10
	>C12-C16 Aliphatics	µg/L	10	See TPH	See TPH	See TPH	<10	<10	<20	<10	<10	299	<10	<10	<10	<10	<10	<10	<20

						Location	BH03004	BH03004	BH03004	BH03004	BH03004	BH03005	BH03005	BH03005	BH03005	BH03005	BH03005	BH03005	BH03005
						Sampled_Date_Time	02/04/2020	24/04/2020	27/05/2020	19/06/2020	29/09/2020	10/12/2019	22/01/2020	12/03/2020	01/04/2020	24/04/2020	15/05/2020	19/06/2020	30/09/2020
						Sample_Depth_Avg	37	40	40	41	29.85	32.32	30.97	20	32	32	33	33	31.59
						Project_ID	LTC - Phase 2 LTM	LTC - Phase 2 LTM	LTC - Phase 2 LTM	LTC - Phase 2 LTM	LTC - Phase 2 LTM	LTC - Phase 2	LTC - Phase 2	LTC - Phase 2 LTM	LTC - Phase 2 LTM	LTC - Phase 2 LTM	LTC - Phase 2 LTM	LTC - Phase 2	LTC - Phase 2 LTM
				UK Drinking Water Standards	UK Estuaries and coastal waters EQS	UK Freshwater EQS													
Chem_Group	**Analyte**	**Units**	**MDL**																
	>C16-C21 Aliphatics	µg/L	10	See TPH	See TPH	See TPH	<10	<10	<20	<10	<10	1100	20	<10	<10	<10	<10	<10	<20
	>C21-C35 Aliphatics	µg/L	10	See TPH	See TPH	See TPH	<10	<10	<20	<10	<10	598	401	<10	<10	<10	<10	<10	<20
	>C16-C35 Aliphatics	µg/L	10				<10	<10	<20	<10	<10	1700	421	<10	<10	<10	<10	<10	<20
	Total Aliphatics >C12-C35	µg/L	10				<10	<10	<20	<10	<10	2000	421	<10	<10	<10	<10	<10	<20
	>EC5-EC7 Aromatics	µg/L	10				-	-	-	-	-			-	-	-	-	-	-
	>EC6-EC7 Aromatics	µg/L	10				<10	<10	<10	<10	<10	<10	<10	<10	<10	<10	<10	<10	<10
	>EC7-EC8 Aromatics	µg/L	10	See TPH	See TPH	See TPH	<10	<10	<10	<10	<10	<10	<10	<10	<10	<10	<10	<10	<10
	>EC8-EC10 Aromatics	µg/L	10	See TPH	See TPH	See TPH	<10	<10	<10	<10	<10	<10	<10	<10	<10	<10	<10	<10	<10
	>EC10-EC12 Aromatics	µg/L	10	See TPH	See TPH	See TPH	<10	<10	<10	<10	<10	<10	<10	<10	<10	<10	<10	<10	<10
	>EC12-EC16 Aromatics	µg/L	10	See TPH	See TPH	See TPH	<10	<10	<20	<10	<10	156	<10	<10	<10	<10	<10	<10	<20
	>EC16-EC21 Aromatics	µg/L	10	See TPH	See TPH	See TPH	<10	<10	<20	<10	<10	439	<10	<10	<10	<10	<10	<10	<20
	>EC21-EC35 Aromatics	µg/L	10	See TPH	See TPH	See TPH	<10	<10	<20	<10	<10	331	23	<10	<10	<10	<10	<10	<20
	Total Aromatics >EC12-EC35	µg/L	10				<10	<10	<20	<10	<10	926	23	<10	<10	<10	<10	<10	<20
	TPH >C5-C35 Aliphatics/Aromatics	µg/L	10	|10[#25]	|50[#26]	|50[#26]	<10	<10	<10	<10	<10	2920	444	<10	<10	<10	17	<10	<20
TPH	GRO >C5-12	µg/L	50				<50	<50	<50	<50	<50	<50	<50	<50	<50	<50	<50	<50	<50
BTEX and MTBE	Benzene	µg/L	1	1[#1]	8[#2]	10[#2]	<1	<1	<1	<1	<1	<7	<1	<7	<7	<7	<7	<7	<7
	Toluene	µg/L	1	700[#3]	74[#2]	74[#2]	<1	<1	<1	<1	<1	<4	<1	<4	<4	<4	<4	<4	<4
	Ethylbenzene	µg/L	1	300[#3]	20[#27]	20[#27]	<1	<1	<1	<1	<1	<5	<1	<5	<5	<5	<5	<5	<5
	Xylene (m & p)	µg/L	1	250[#28]	15[#29]	15[#29]	<1	<1	<1	<1	<1	<8	<1	<8	<8	<8	<8	<8	<8
	Xylene (o)	µg/L	1	250[#28]	15[#29]	15[#29]	<1	<1	<1	<1	<1	<3	<1	<3	<3	<3	<3	<3	<3
	Xylene Total	µg/L	2	500[#3]	30[#4]	30[#4]	<2	<2	<2	<2	<2	<11	<2	<11	<11	<11	<11	<11	<11
	MTBE	µg/L	1	15[#30]	15[#30]	15[#31]	<1	<1	<1	<1	<1	<3	<1	<3	<3	<3	<3	<3	<3
	Total BTEX	µg/L	28				<28	<28	<28	<28	<28	<28	<28	<28	<28	<28	<28	<28	<28
VOC	Styrene	µg/L	1		50[#4]	50[#4]	<1	<1	<1	<1	<1	-	<1	-	-	-	-	-	-
	cis-1,3-dichloropropene	µg/L	1				<1	<1	<1	<1	<1	-	<1	-	-	-	-	-	-
	trans-1,3-dichloropropene	µg/L	1				<1	<1	<1	<1	<1	-	<1	-	-	-	-	-	-
	1,1,1,2-tetrachloroethane	µg/L	1			70[#32]	<1	<1	<1	<1	<1	-	<1	-	-	-	-	-	-

						Location	BH03004	BH03004	BH03004	BH03004	BH03004	BH03005	BH03005	BH03005	BH03005	BH03005	BH03005	BH03005	BH03005
						Sampled_Date_Time	02/04/2020	24/04/2020	27/05/2020	19/06/2020	29/09/2020	10/12/2019	22/01/2020	12/03/2020	01/04/2020	24/04/2020	15/05/2020	19/06/2020	30/09/2020
						Sample_Depth_Avg	37	40	40	41	29.85	32.32	30.97	20	32	32	33	33	31.59
						Project_ID	LTC - Phase 2 LTM	LTC - Phase 2 LTM	LTC - Phase 2 LTM	LTC - Phase 2 LTM	LTC - Phase 2 LTM	LTC - Phase 2	LTC - Phase 2	LTC - Phase 2 LTM	LTC - Phase 2 LTM	LTC - Phase 2 LTM	LTC - Phase 2 LTM	LTC - Phase 2	LTC - Phase 2 LTM
				UK Drinking Water Standards	UK Estuaries and coastal waters EQS	UK Freshwater EQS													
Chem_Group	**Analyte**	**Units**	**MDL**																
	1,1,1-trichloroethane	µg/L	1	2000[#33]	100[#4]	100[#4]	<1	<1	<1	<1	<1	-	<1	-	-	-	-	-	-
	1,1,2,2-tetrachloroethane	µg/L	1			70[#32]	<1	<1	<1	<1	<1	-	<1	-	-	-	-	-	-
	1,1,2-trichloroethane	µg/L	1		300[#4]	400[#4]	<1	<1	<1	<1	<1	-	<1	-	-	-	-	-	-
	1,1-dichloroethane	µg/L	1	2.8[#34]			<1	<1	<1	<1	<1	-	<1	-	-	-	-	-	-
	1,1-dichloroethene	µg/L	1	140[#35]			<1	<1	<1	<1	<1	-	<1	-	-	-	-	-	-
	1,1-dichloropropene	µg/L	1				<1	<1	<1	<1	<1	-	<1	-	-	-	-	-	-
	1,2,3-trichloropropane	µg/L	1				<1	<1	<1	<1	<1	-	<1	-	-	-	-	-	-
	1,2,4-trimethylbenzene	µg/L	1				<1	<1	<1	<1	<1	-	<1	-	-	-	-	-	-
	1,2-dibromo-3-chloropropane	µg/L	1				<1	<1	<1	<1	<1	-	<1	-	-	-	-	-	-
	1,2-dibromoethane	µg/L	1				<1	<1	<1	<1	<1	-	<1	-	-	-	-	-	-
	1,2-dichloroethane	µg/L	1	3[#1]	10[#2]	10[#2]	<1	<1	<1	<1	<1	-	<1	-	-	-	-	-	-
	1,2-dichloropropane	µg/L	1				<1	<1	<1	<1	<1	-	<1	-	-	-	-	-	-
	1,3,5-trimethylbenzene	µg/L	1				<1	<1	<1	<1	<1	-	<1	-	-	-	-	-	-
	1,3-dichloropropane	µg/L	1				<1	<1	<1	<1	<1	-	<1	-	-	-	-	-	-
	2,2-dichloropropane	µg/L	1				<1	<1	<1	<1	<1	-	<1	-	-	-	-	-	-
	2-chlorotoluene	µg/L	1				<1	<1	<1	<1	<1	-	<1	-	-	-	-	-	-
	4-chlorotoluene	µg/L	1				<1	<1	<1	<1	<1	-	<1	-	-	-	-	-	-
	Bromobenzene	µg/L	1				<1	<1	<1	<1	<1	-	<1	-	-	-	-	-	-
	Bromochloromethane	µg/L	1				<1	<1	<1	<1	<1	-	<1	-	-	-	-	-	-
	Bromodichloromethane	µg/L	1	25[#36]			<1	<1	<1	<1	<1	-	<1	-	-	-	-	-	-
	Bromoform	µg/L	1	25[#36]			<1	<1	<1	<1	<1	-	<1	-	-	-	-	-	-
	Bromomethane	µg/L	1				<1	<1	<1	<1	<1	-	<1	-	-	-	-	-	-
	Carbon disulfide	µg/L	1				<1	<1	<1	<1	<1	-	<1	-	-	-	-	-	-
	Carbon tetrachloride	µg/L	1	3[#1]	12[#2]	12[#2]	<1	<1	<1	<1	<1	-	<1	-	-	-	-	-	-
	Chlorodibromomethane	µg/L	1	25[#36]			<1	<1	<1	<1	<1	-	<1	-	-	-	-	-	-
	Chloroethane	µg/L	1				<1	<1	<1	<1	<1	-	<1	-	-	-	-	-	-
	Chloroform	µg/L	1	25[#36]	2.5[#2]	2.5[#2]	<1	<1	<1	1.41	<1	-	<1	-	-	-	-	-	-

						Location	BH03004	BH03004	BH03004	BH03004	BH03004	BH03005	BH03005	BH03005	BH03005	BH03005	BH03005	BH03005	BH03005
						Sampled_Date_Time	02/04/2020	24/04/2020	27/05/2020	19/06/2020	29/09/2020	10/12/2019	22/01/2020	12/03/2020	01/04/2020	24/04/2020	15/05/2020	19/06/2020	30/09/2020
						Sample_Depth_Avg	37	40	40	41	29.85	32.32	30.97	20	32	32	33	33	31.59
						Project_ID	LTC - Phase 2 LTM	LTC - Phase 2 LTM	LTC - Phase 2 LTM	LTC - Phase 2 LTM	LTC - Phase 2 LTM	LTC - Phase 2	LTC - Phase 2	LTC - Phase 2 LTM	LTC - Phase 2 LTM	LTC - Phase 2 LTM	LTC - Phase 2 LTM	LTC - Phase 2	LTC - Phase 2 LTM
				UK Drinking Water Standards	UK Estuaries and coastal waters EQS	UK Freshwater EQS													
Chem_Group	**Analyte**	**Units**	**MDL**																
	Chloromethane	µg/L	1				<1	<1	<1	<1	<1	-	<1	-	-	-	-	-	-
	cis-1,2-dichloroethene	µg/L	1	25[#37]			<1	<1	<1	<1	<1	-	<1	-	-	-	-	-	-
	Dibromomethane	µg/L	1				<1	<1	<1	<1	<1	-	<1	-	-	-	-	-	-
	Dichlorodifluoromethane	µg/L	1				<1	<1	<1	<1	<1	-	<1	-	-	-	-	-	-
	Dichloromethane	µg/L	3		20[#2]	20[#2]	<3	<3	<3	<3	<3	-	<3	-	-	-	-	-	-
	Isopropylbenzene	µg/L	1				<1	<1	<1	<1	<1	-	<1	-	-	-	-	-	-
	n-butylbenzene	µg/L	1				<1	<1	<1	<1	<1	-	<1	-	-	-	-	-	-
	n-propylbenzene	µg/L	1				<1	<1	<1	<1	<1	-	<1	-	-	-	-	-	-
	p-isopropyltoluene	µg/L	1				<1	<1	<1	<1	<1	-	<1	-	-	-	-	-	-
	sec-butylbenzene	µg/L	1				<1	<1	<1	<1	<1	-	<1	-	-	-	-	-	-
	Trichloroethene	µg/L	1	5[#38]	10[#2]	10[#2]	<1	<1	<1	<1	<1	-	<1	-	-	-	-	-	-
	tert-butylbenzene	µg/L	1				<1	<1	<1	<1	<1	-	<1	-	-	-	-	-	-
	Tetrachloroethene	µg/L	1	5[#38]	10[#2]	10[#2]	<1	<1	<1	<1	<1	-	<1	-	-	-	-	-	-
	trans-1,2-dichloroethene	µg/L	1	25[#37]			<1	<1	<1	<1	<1	-	<1	-	-	-	-	-	-
	Trichlorofluoromethane	µg/L	1				<1	<1	<1	<1	<1	-	<1	-	-	-	-	-	-
	Vinyl chloride	µg/L	1	0.5[#1]			<1	<1	<1	<1	<1	-	<1	-	-	-	-	-	-
	tert-Amyl methyl ether	µg/L	1				<1	<1	<1	<1	<1	-	<1	-	-	-	-	-	-
VOC/SVOC	1,2,3-trichlorobenzene	µg/L	0.01		0.13[#39]	0.13[#39]	<0.01	<0.01	<0.01	<0.1	<0.05	-	<1	<0.01	<0.01	<0.01	<0.01	<0.01	<0.01
	1,2,4-trichlorobenzene	µg/L	0.01		0.13[#39]	0.13[#39]	<0.01	<0.01	<0.01	<0.1	<0.05	-	<1	<0.01	<0.01	<0.01	<0.01	<0.01	<0.01
	1,2-dichlorobenzene	µg/L	1		6.7[#40]	6.7[#40]	<1	<1	<1	<1	<1	-	<1	-	-	-	-	-	-
	1,3,5-Trichlorobenzene	µg/L	0.01		0.13[#39]	0.13[#39]	<0.01	<0.01	<0.01	<0.1	<0.05	-	<1	<0.01	<0.01	<0.01	<0.01	<0.01	<0.01
	1,3-dichlorobenzene	µg/L	1		6.7[#40]	6.7[#40]	<1	<1	<1	<1	<1	-	<1	-	-	-	-	-	-
	1,4-dichlorobenzene	µg/L	1		6.7[#40]	6.7[#40]	<1	<1	<1	<1	<1	-	<1	-	-	-	-	-	-
	Chlorobenzene	µg/L	1	100[#41]			<1	<1	<1	<1	<1	-	<1	-	-	-	-	-	-
	Hexachlorobutadiene	µg/L	0.01		0.6(MAC)[#12]	0.6(MAC)[#12]	<0.01	<0.01	<0.01	<0.1	<0.05	-	<1	<0.01	<0.01	<0.01	<0.01	<0.01	<0.01
SVOC	4-bromophenyl phenyl ether	µg/L	1				<1	<1	<2	<100	<20	-	<10	-	-	-	-	-	-
	4-nitroaniline	µg/L	1				<1	<1	<2	<100	<20	-	<10	-	-	-	-	-	-

						Location	BH03004	BH03004	BH03004	BH03004	BH03004	BH03005	BH03005	BH03005	BH03005	BH03005	BH03005	BH03005	BH03005
						Sampled_Date_Time	02/04/2020	24/04/2020	27/05/2020	19/06/2020	29/09/2020	10/12/2019	22/01/2020	12/03/2020	01/04/2020	24/04/2020	15/05/2020	19/06/2020	30/09/2020
						Sample_Depth_Avg	37	40	40	41	29.85	32.32	30.97	20	32	32	33	33	31.59
						Project_ID	LTC - Phase 2 LTM	LTC - Phase 2 LTM	LTC - Phase 2 LTM	LTC - Phase 2 LTM	LTC - Phase 2 LTM	LTC - Phase 2	LTC - Phase 2	LTC - Phase 2 LTM	LTC - Phase 2 LTM	LTC - Phase 2 LTM	LTC - Phase 2 LTM	LTC - Phase 2	LTC - Phase 2 LTM
				UK Drinking Water Standards	UK Estuaries and coastal waters EQS	UK Freshwater EQS													
Chem_Group	**Analyte**	**Units**	**MDL**																
	4-nitrophenol	µg/L	1				<1	<1	<2	<100	<20	-	<10	-	-	-	-	-	-
	2,4,5-trichlorophenol	µg/L	1				<1	<1	<2	<100	<20	-	<10	-	-	-	-	-	-
	2,4,6-trichlorophenol	µg/L	1				<1	<1	<2	<100	<20	-	<10	-	-	-	-	-	-
	2,4-dichlorophenol	µg/L	1		0.42[#2]	4.2[#2]	<1	<1	<2	<100	<20	-	<10	-	-	-	-	-	-
	2,4-dimethylphenol	µg/L	1				<1	<1	<2	<100	<20	-	<10	-	-	-	-	-	-
	2,4-dinitrotoluene	µg/L	1				<1	<1	<2	<100	<20	-	<10	-	-	-	-	-	-
	2,6-dinitrotoluene	µg/L	1				<1	<1	<2	<100	<20	-	<10	-	-	-	-	-	-
	2-chloronaphthalene	µg/L	1				<1	<1	<2	<100	<20	-	<10	-	-	-	-	-	-
	2-chlorophenol	µg/L	1		50[#4]	50[#4]	<1	<1	<2	<100	<20	-	<10	-	-	-	-	-	-
	2-methylnaphthalene	µg/L	1				<1	<1	<2	<100	<20	-	<10	-	-	-	-	-	-
	2-methylphenol	µg/L	1				<1	<1	<2	<100	<20	-	<10	-	-	-	-	-	-
	2-nitroaniline	µg/L	1				<1	<1	<2	<100	<20	-	<10	-	-	-	-	-	-
	2-nitrophenol	µg/L	1				<1	<1	<2	<100	<20	-	<10	-	-	-	-	-	-
	3-nitroaniline	µg/L	1				<1	<1	<2	<100	<20	-	<10	-	-	-	-	-	-
	4,6-Dinitro-2-methylphenol	µg/L					<0.03	<0.03	<0.03	<0.3	<0.03	-	<0.03	<0.03	<0.03	<0.03	<0.03	<0.03	<0.03
	4-chloro-3-methylphenol	µg/L	1		40[#4]	40[#4]	<1	<1	<2	<100	<20	-	<10	-	-	-	-	-	-
	4-chloroaniline	µg/L	1				<1	<1	<2	<100	<20	-	<10	-	-	-	-	-	-
	4-chlorophenyl phenyl ether	µg/L	1				<1	<1	<2	<100	<20	-	<10	-	-	-	-	-	-
	4-methylphenol	µg/L	1				<1	<1	<2	<100	<20	-	<10	-	-	-	-	-	-
	Azobenzene	µg/L	1				<1	<1	<2	<100	<20	-	<10	-	-	-	-	-	-
	Bis(2-chloroethoxy) methane	µg/L	1				<1	<1	<2	<100	<20	-	<10	-	-	-	-	-	-
	Bis(2-chloroethyl)ether	µg/L	1				<1	<1	<2	<100	<20	-	<10	-	-	-	-	-	-
	Bis(2-ethylhexyl) phthalate	µg/L	2		1.3[#2]	1.3[#2]	<2	<2	<4	<200	<40	-	<20	-	-	-	-	-	-
	Butyl benzyl phthalate	µg/L	1		0.75[#2]	7.5[#2]	<1	<1	<2	<100	<20	-	<10	-	-	-	-	-	-
	Carbazole	µg/L	1				<1	<1	<2	<100	<20	-	<10	-	-	-	-	-	-
	Dibenzofuran	µg/L	1				<1	<1	<2	<100	<20	-	<10	-	-	-	-	-	-
	Diethylphthalate	µg/L	1		200[#4]	200[#4]	<1	<1	<2	<100	<20	-	<10	-	-	-	-	-	-

						Location	BH03004	BH03004	BH03004	BH03004	BH03004	BH03005	BH03005	BH03005	BH03005	BH03005	BH03005	BH03005	BH03005
						Sampled_Date_Time	02/04/2020	24/04/2020	27/05/2020	19/06/2020	29/09/2020	10/12/2019	22/01/2020	12/03/2020	01/04/2020	24/04/2020	15/05/2020	19/06/2020	30/09/2020
						Sample_Depth_Avg	37	40	40	41	29.85	32.32	30.97	20	32	32	33	33	31.59
						Project_ID	LTC - Phase 2 LTM	LTC - Phase 2 LTM	LTC - Phase 2 LTM	LTC - Phase 2 LTM	LTC - Phase 2 LTM	LTC - Phase 2	LTC - Phase 2	LTC - Phase 2 LTM	LTC - Phase 2 LTM	LTC - Phase 2 LTM	LTC - Phase 2 LTM	LTC - Phase 2	LTC - Phase 2 LTM
				UK Drinking Water Standards	UK Estuaries and coastal waters EQS	UK Freshwater EQS													
Chem_Group	**Analyte**	**Units**	**MDL**																
	Dimethyl phthalate	µg/L	1		800[#4]	800[#4]	<1	<1	<2	<100	<20	-	<10	-	-	-	-	-	-
	Di-n-butyl phthalate	µg/L	1		8[#4]	8[#4]	<1	<1	<2	<100	<20	-	<10	-	-	-	-	-	-
	Di-n-octyl phthalate	µg/L	5		20[#4]	20[#4]	<5	<5	<10	<500	<100	-	<50	-	-	-	-	-	-
	Hexachlorobenzene	µg/L	0.01		0.05(MAC)[#12]	0.05(MAC)[#12]	<0.01	<0.01	<0.01	<0.1	<0.05	-	<0.01	<0.01	<0.01	<0.01	<0.01	<0.01	<0.01
	Hexachlorocyclopentadiene	µg/L	1				<1	<1	<2	<100	<20	-	<10	-	-	-	-	-	-
	Hexachloroethane	µg/L	1				<1	<1	<2	<100	<20	-	<10	-	-	-	-	-	-
	Isophorone	µg/L	1				<1	<1	<2	<100	<20	-	<10	-	-	-	-	-	-
	Nitrobenzene	µg/L	1				<1	<1	<2	<100	<20	-	<10	-	-	-	-	-	-
	N-nitrosodi-n-propylamine	µg/L	1				<1	<1	<2	<100	<20	-	<10	-	-	-	-	-	-
	Pentachlorobenzene	µg/L	0.01		0.0007[#2]	0.007[#2]	<0.01	<0.01	<0.01	<0.1	<0.01	-	<0.01	<0.01	<0.01	<0.01	<0.01	<0.01	<0.01
	Pentachloronitrobenzene	µg/L	0.01				<0.01	<0.01	<0.01	<0.1	<0.01	-	<0.01	<0.01	<0.01	<0.01	<0.01	<0.01	<0.01
	Pentachlorophenol	µg/L	1		0.4[#2]	0.4[#2]	<1	<1	<2	<100	<20	-	<10	-	-	-	-	-	-
PCB	Heptachlorobiphenyl, 2,3,3,4,4,5,5- (PCB 189)	µg/L	0.015				-	-	-	-	-	-	-	-	-	-	-	-	-
	Hexachlorobiphenyl, 2,3,3,4,4,5- (PCB 156)	µg/L	0.015				-	-	-	-	-	-	-	-	-	-	-	-	-
	Hexachlorobiphenyl, 2,3,3,4,4,5- (PCB 157)	µg/L	0.015				-	-	-	-	-	-	-	-	-	-	-	-	-
	Hexachlorobiphenyl, 2,3,4,4,5,5- (PCB 167)	µg/L	0.015				-	-	-	-	-	-	-	-	-	-	-	-	-
	Hexachlorobiphenyl, 3,3,4,4,5,5- (PCB 169)	µg/L	0.015				-	-	-	-	-	-	-	-	-	-	-	-	-
	PCB 101	µg/L	0.015				-	-	-	-	-	-	-	-	-	-	-	-	-
	PCB 118	µg/L	0.015				-	-	-	-	-	-	-	-	-	-	-	-	-
	PCB 138	µg/L	0.015				-	-	-	-	-	-	-	-	-	-	-	-	-
	PCB 153	µg/L	0.015				-	-	-	-	-	-	-	-	-	-	-	-	-
	PCB 180	µg/L	0.015				-	-	-	-	-	-	-	-	-	-	-	-	-
	PCB 28	µg/L	0.015				-	-	-	-	-	-	-	-	-	-	-	-	-
	PCB 52	µg/L	0.015				-	-	-	-	-	-	-	-	-	-	-	-	-
	Pentachlorobiphenyl, 2,3,3,4,4- (PCB 105)	µg/L	0.015				-	-	-	-	-	-	-	-	-	-	-	-	-
	Pentachlorobiphenyl, 2,3,4,4,5- (PCB 114)	µg/L	0.015				-	-	-	-	-	-	-	-	-	-	-	-	-
	Pentachlorobiphenyl, 2,3,4,4,5- (PCB 123)	µg/L	0.015				-	-	-	-	-	-	-	-	-	-	-	-	-

						Location	BH03004	BH03004	BH03004	BH03004	BH03004	BH03005	BH03005	BH03005	BH03005	BH03005	BH03005	BH03005	BH03005
						Sampled_Date_Time	02/04/2020	24/04/2020	27/05/2020	19/06/2020	29/09/2020	10/12/2019	22/01/2020	12/03/2020	01/04/2020	24/04/2020	15/05/2020	19/06/2020	30/09/2020
						Sample_Depth_Avg	37	40	40	41	29.85	32.32	30.97	20	32	32	33	33	31.59
						Project_ID	LTC - Phase 2 LTM	LTC - Phase 2 LTM	LTC - Phase 2 LTM	LTC - Phase 2 LTM	LTC - Phase 2 LTM	LTC - Phase 2	LTC - Phase 2	LTC - Phase 2 LTM	LTC - Phase 2 LTM	LTC - Phase 2 LTM	LTC - Phase 2 LTM	LTC - Phase 2	LTC - Phase 2 LTM
				UK Drinking Water Standards	UK Estuaries and coastal waters EQS	UK Freshwater EQS													
Chem_Group	**Analyte**	**Units**	**MDL**																
	Pentachlorobiphenyl, 3,3,4,4,5- (PCB 126)	µg/L	0.015				-	-	-	-	-	-	-	-	-	-	-	-	-
	Tetrachlorobiphenyl, 3,3,4,4- (PCB 77)	µg/L	0.015				-	-	-	-	-	-	-	-	-	-	-	-	-
	Tetrachlorobiphenyl, 3,4,4,5- (PCB 81)	µg/L	0.015				-	-	-	-	-	-	-	-	-	-	-	-	-
	Total PCB 7 Congeners	µg/L	0.105				-	-	-	-	-	-	-	-	-	-	-	-	-
Phenolics	Xylenols (Filtered)	µg/L	0.5				<0.5	<0.5	<0.5	0.93	<0.5	<5	<0.5	<0.5	<0.5	<0.5	<0.5	1.16	<0.5
	Cresol Total (Filtered)	µg/L	0.5				<0.5	<0.5	<0.5	<0.5	<0.5	67.6	<0.5	<0.5	<0.5	<0.5	<0.5	<0.5	<0.5
	Phenol	µg/L	1	5800[#34]	7.7[#2]	7.7[#2]	<1	<1	<2	<100	<20	-	<10	-	-	-	-	-	-
	Phenol (Filtered)	µg/L	0.5	5800[#34]	7.7[#2]	7.7[#2]	<0.5	<0.5	<0.5	<0.5	<0.5	<5	<0.5	<0.5	<0.5	<0.5	<0.5	<0.5	<0.5
	Phenols Monohydric (Filtered)	µg/L	0.5				<0.5	<0.5	<0.5	0.93	<0.5	67.6	<0.5	<0.5	<0.5	<0.5	<0.5	1.16	<0.5
Organotins	Tributyltin	µg/L	0.001		0.0002[#2]	0.0002[#2]	-	-	-	-	-	-	-	-	-	-	-	-	-
Biological	Coliforms Total (Confirmed)	CFU/100mL					0	6	>10	0	>100	-	-	-	-	-	-	-	-
	Coliforms Total (Presumptive)	CFU/100mL					3	16	>100	>100	>100	-	-	-	-	-	-	-	-
	Escherichia coli (Confirmed)	CFU/100mL					0	0	0	0	0	-	-	-	-	-	-	-	-
	Escherichia coli (Presumptive)	CFU/100mL					0	0	0	0	0	-	-	-	-	-	-	-	-
	Faecal streptococci (Confirmed)	CFU/100mL					0	0	0	0	0	-	-	-	-	-	-	-	-
	Faecal streptococci (Presumptive)	CFU/100mL					0	66	0	0	-	-	-	-	-	-	-	-	-
	Faecal Streptococci cfu/100ml	cfu/100ml										-	-						
	Coliform	cfu/100 ml										-	-						
	Salmonella	Detect					0	0	0	0	0	-	-	-	-	-	-	-	-
Pesticides	1-(3.4-Dichlorophenyl) urea (DCPU)	µg/l					<0.02	<0.02	<0.02	<0.02	<0.02	-	<0.02	<0.02	<0.02	<0.02	<0.02	<0.02	<0.02
	2-(4-Chlorophenoxy)propionic acid, 4-CPP	µg/l					<0.01	<0.01	<0.01	<0.1	<0.01	-	<0.01	<0.01	<0.01	<0.01	<0.01	<0.01	<0.01
	2-amino-N-(isopropyl)benzamide	µg/l					<0.02	<0.02	<0.02	<0.02	<0.02	-	<0.02	<0.02	<0.02	<0.02	<0.02	<0.02	<0.02
	2-Chloro-2.6-diethylacetanilide	µg/l					<0.01	<0.01	<0.01	<0.01	<0.01	-	<0.01	<0.01	<0.01	<0.01	<0.01	<0.01	<0.01
	Acibenzolar-S-methyl	µg/l					<0.03	<0.03	<0.03	<0.03	<0.03	-	<0.03	<0.03	<0.03	<0.03	<0.03	<0.03	<0.03
	Aminopyralid	µg/l					<0.05	<0.05	<0.25	<0.5	<0.1	-	<0.05	<0.05	<0.05	<0.05	<0.05	<0.05	<0.5
	Azoxystrobin	µg/L					<0.01	<0.01	<0.01	<0.01	<0.01	-	<0.01	<0.01	<0.01	<0.01	<0.01	<0.01	<0.01
	BAM	µg/l					<0.01	<0.01	<0.01	<0.01	<0.01	-	<0.01	<0.01	<0.01	<0.01	<0.01	<0.01	<0.01

						Location	BH03004	BH03004	BH03004	BH03004	BH03004	BH03005	BH03005	BH03005	BH03005	BH03005	BH03005	BH03005	BH03005
						Sampled_Date_Time	02/04/2020	24/04/2020	27/05/2020	19/06/2020	29/09/2020	10/12/2019	22/01/2020	12/03/2020	01/04/2020	24/04/2020	15/05/2020	19/06/2020	30/09/2020
						Sample_Depth_Avg	37	40	40	41	29.85	32.32	30.97	20	32	32	33	33	31.59
						Project_ID	LTC - Phase 2 LTM	LTC - Phase 2 LTM	LTC - Phase 2 LTM	LTC - Phase 2 LTM	LTC - Phase 2 LTM	LTC - Phase 2	LTC - Phase 2	LTC - Phase 2 LTM	LTC - Phase 2 LTM	LTC - Phase 2 LTM	LTC - Phase 2 LTM	LTC - Phase 2	LTC - Phase 2 LTM
				UK Drinking Water Standards	UK Estuaries and coastal waters EQS	UK Freshwater EQS													
Chem_Group	**Analyte**	**Units**	**MDL**																
	Benalaxyl	µg/l					<0.02	<0.02	<0.02	<0.02	<0.02	-	<0.02	<0.02	<0.02	<0.02	<0.02	<0.02	<0.02
	Bentazone methyl	µg/l					<0.03	<0.03	<0.03	<0.03	<0.03	-	<0.03	<0.03	<0.03	<0.03	<0.03	<0.03	<0.03
	Bifenox	µg/L					<0.04	<0.04	<0.04	<0.04	<0.04	-	<0.04	<0.04	<0.04	<0.04	<0.04	<0.04	<0.04
	Bitertanol	µg/l					<0.02	<0.02	<0.02	<0.02	<0.02	-	<0.02	<0.02	<0.02	<0.02	<0.02	<0.02	<0.02
	Boscalid	µg/l					<0.01	<0.01	0.068	<0.01	<0.01	-	<0.01	<0.01	<0.01	<0.01	<0.01	<0.01	<0.01
	Cadusafos	µg/l					<0.02	<0.02	<0.02	<0.02	<0.02	-	<0.02	<0.02	<0.02	<0.02	<0.02	<0.02	<0.02
	Carfentrazone-ethyl	µg/L					<0.04	<0.04	<0.04	<0.04	<0.04	-	<0.04	<0.04	<0.04	<0.04	<0.04	<0.04	<0.04
	Chloridazon-desphenyl	µg/l					<0.03	<0.03	<0.03	<0.03	<0.03	-	<0.03	<0.03	<0.03	<0.03	<0.03	<0.03	<0.03
	Chloridazon-methyl desphenyl	µg/l					<0.05	<0.05	<0.05	<0.05	<0.05	-	<0.05	<0.05	<0.05	<0.05	<0.05	<0.05	<0.05
	Chlorotoluron-desmethyl	µg/l					<0.02	<0.02	<0.02	<0.02	<0.02	-	<0.02	<0.02	<0.02	<0.02	<0.02	<0.02	<0.02
	Chlorpropham	µg/L			10[#4]	10[#4]	<0.05	<0.05	<0.05	<0.05	<0.05	-	<0.05	<0.05	<0.05	<0.05	<0.05	<0.05	<0.05
	Clodinafop	µg/l					<0.03	<0.03	<0.03	<0.03	<0.03	-	<0.03	<0.03	<0.03	<0.03	<0.03	<0.03	<0.03
	Clomeprop	µg/l					<0.01	<0.01	<0.01	<0.01	<0.01	-	<0.01	<0.01	<0.01	<0.01	<0.01	<0.01	<0.01
	Crimidine	µg/l					<0.03	<0.03	<0.03	<0.03	<0.03	-	<0.03	<0.03	<0.03	<0.03	<0.03	<0.03	<0.03
	Cybutryne (Irgarol)	µg/l					<0.01	<0.01	<0.01	<0.01	<0.01	-	<0.01	<0.01	<0.01	<0.01	<0.01	<0.01	<0.01
	Cyprazine	µg/l					<0.02	<0.02	<0.02	<0.02	<0.02	-	<0.02	<0.02	<0.02	<0.02	<0.02	<0.02	<0.02
	Cyprodinil	µg/L					<0.02	<0.02	<0.02	<0.02	<0.02	-	<0.02	<0.02	<0.02	<0.02	<0.02	<0.02	<0.02
	Dichlofenthion	µg/l					<0.05	<0.05	<0.05	<0.05	<0.05	-	<0.05	<0.05	<0.05	<0.05	<0.05	<0.05	<0.05
	Dichlormid	µg/l					<0.05	<0.05	<0.05	<0.05	<0.05	-	<0.05	<0.05	<0.05	<0.05	<0.05	<0.05	<0.05
	Diethofencarb	µg/l					<0.02	<0.02	<0.02	<0.02	<0.02	-	<0.02	<0.02	<0.02	<0.02	<0.02	<0.02	<0.02
	Difenacoum	µg/l					<0.02	<0.02	<0.02	<0.02	<0.02	-	<0.02	<0.02	<0.02	<0.02	<0.02	<0.02	<0.02
	Dimefuron	µg/l					<0.02	<0.02	<0.02	<0.02	<0.02	-	<0.02	<0.02	<0.02	<0.02	<0.02	<0.02	<0.02
	Dimethachlo	µg/l					<0.01	<0.01	<0.01	<0.01	<0.01	-	<0.01	<0.01	<0.01	<0.01	<0.01	<0.01	<0.01
	Dimethenamid	µg/l					<0.01	<0.01	<0.01	<0.01	<0.01	-	<0.01	<0.01	<0.01	<0.01	<0.01	<0.01	<0.01
	Dimethomorph	µg/l					<0.01	<0.01	<0.01	<0.01	<0.01	-	<0.01	<0.01	<0.01	<0.01	<0.01	<0.01	<0.01
	Dinoterb	µg/l					<0.04	<0.04	<0.16	<0.4	<0.04	-	<0.04	<0.08	<0.04	<0.04	<0.04	<0.04	<0.04
	Diuron desmethyl (DCPMU)	µg/l					<0.03	<0.03	<0.03	<0.03	<0.03	-	<0.03	<0.03	<0.03	<0.03	<0.03	<0.03	<0.03

						Location	BH03004	BH03004	BH03004	BH03004	BH03004	BH03005	BH03005	BH03005	BH03005	BH03005	BH03005	BH03005	BH03005
						Sampled_Date_Time	02/04/2020	24/04/2020	27/05/2020	19/06/2020	29/09/2020	10/12/2019	22/01/2020	12/03/2020	01/04/2020	24/04/2020	15/05/2020	19/06/2020	30/09/2020
						Sample_Depth_Avg	37	40	40	41	29.85	32.32	30.97	20	32	32	33	33	31.59
						Project_ID	LTC - Phase 2 LTM	LTC - Phase 2 LTM	LTC - Phase 2 LTM	LTC - Phase 2 LTM	LTC - Phase 2 LTM	LTC - Phase 2	LTC - Phase 2	LTC - Phase 2 LTM	LTC - Phase 2 LTM	LTC - Phase 2 LTM	LTC - Phase 2 LTM	LTC - Phase 2	LTC - Phase 2 LTM
				UK Drinking Water Standards	UK Estuaries and coastal waters EQS	UK Freshwater EQS													
Chem_Group	**Analyte**	**Units**	**MDL**																
	Epoxiconazole	µg/l					<0.03	<0.03	<0.03	<0.03	<0.03	-	<0.03	<0.03	<0.03	<0.03	<0.03	<0.03	<0.03
	Etrimphos	µg/L	0.01				<0.01	<0.01	<0.01	<0.1	<0.01	-	<0.01	<0.01	<0.01	<0.01	<0.01	<0.01	<0.01
	Fenoxaprop	µg/l					<0.03	<0.03	<0.03	<0.03	<0.03	-	<0.03	<0.03	<0.03	<0.03	<0.03	<0.03	<0.03
	Fenpropidin	µg/l					<0.02	<0.02	<0.02	<0.02	<0.02	-	<0.02	<0.02	<0.02	<0.02	<0.02	<0.02	<0.02
	Fenuron	µg/l					<0.01	<0.01	<0.01	<0.01	<0.01	-	<0.01	<0.01	<0.01	<0.01	<0.01	<0.01	<0.01
	Fipronil	µg/L					<0.05	<0.05	<0.05	<0.05	<0.05	-	<0.05	<0.05	<0.05	<0.05	<0.05	<0.05	<0.05
	Florasulam	µg/l					<0.02	<0.02	<0.02	<0.02	<0.02	-	<0.02	<0.02	<0.02	<0.02	<0.02	<0.02	<0.02
	Fluazifop	µg/l					<0.02	<0.02	<0.02	<0.02	<0.02	-	<0.02	<0.02	<0.02	<0.02	<0.02	<0.02	<0.02
	Fluazifop-P-butyl	µg/L					<0.02	<0.02	<0.02	<0.02	<0.02	-	<0.02	<0.02	<0.02	<0.02	<0.02	<0.02	<0.02
	Foramsulfuron	µg/l					<0.01	<0.01	<0.01	<0.01	<0.01	-	<0.01	<0.01	<0.01	<0.01	<0.01	<0.01	<0.01
	Furathiocarb	µg/l					<0.02	<0.02	<0.02	<0.02	<0.02	-	<0.02	<0.02	<0.02	<0.02	<0.02	<0.02	<0.02
	Haloxyfop	µg/l					<0.03	<0.03	<0.03	<0.03	<0.03	-	<0.03	<0.03	<0.03	<0.03	<0.03	<0.03	<0.03
	Haloxyfop-p-methyl	µg/l					<0.03	<0.03	<0.03	<0.03	<0.03	-	<0.03	<0.03	<0.03	<0.03	<0.03	<0.03	<0.03
	Heptachlor epoxide	µg/L	0.01	0.03[#1]			<0.01	<0.01	<0.01	<0.01	<0.01	-	<0.01	<0.01	<0.01	<0.01	<0.01	<0.01	<0.01
	Imazamox	µg/l					<0.01	<0.01	<0.01	<0.01	<0.01	-	<0.01	<0.01	<0.01	<0.01	<0.01	<0.01	<0.01
	Indoxacarb	µg/L					<0.05	<0.05	<0.05	<0.05	<0.05	-	<0.05	<0.05	<0.05	<0.05	<0.05	<0.05	<0.05
	Isoproturon-desmethyl	µg/l					<0.02	<0.02	<0.02	<0.02	<0.02	-	<0.02	<0.02	<0.02	<0.02	<0.02	<0.02	<0.02
	Isoproturon-monodesmethyl	µg/l					<0.02	<0.02	<0.02	<0.02	<0.02	-	<0.02	<0.02	<0.02	<0.02	<0.02	<0.02	<0.02
	Isopyrazam	µg/l					<0.03	<0.03	<0.03	<0.03	<0.03	-	<0.03	<0.03	<0.03	<0.03	<0.03	<0.03	<0.03
	Kresoxim-methyl	µg/l					<0.03	<0.03	<0.03	<0.03	<0.03	-	<0.03	<0.03	<0.03	<0.03	<0.03	<0.03	<0.03
	Malaoxon	µg/l					<0.02	<0.02	<0.02	<0.02	<0.02	-	<0.02	<0.02	<0.02	<0.02	<0.02	<0.02	<0.02
	Mandipropamid	µg/l					<0.02	<0.02	<0.02	<0.02	<0.02	-	-	<0.02	<0.02	<0.02	<0.02	<0.02	<0.02
	Mecarbam	µg/l					<0.02	<0.02	<0.02	<0.02	<0.02	-	<0.02	<0.02	<0.02	<0.02	<0.02	<0.02	<0.02
	Mesotrione	µg/l					<0.05	<0.05	<0.05	<0.05	<0.05	-	<0.05	<0.05	<0.05	<0.05	<0.05	<0.05	<0.05
	Metconazole	µg/l					<0.02	<0.02	<0.02	<0.02	<0.02	-	<0.02	<0.02	<0.02	<0.02	<0.02	<0.02	<0.02
	Metribuzin-desamino	µg/l					<0.01	<0.01	<0.01	<0.01	<0.01	-	<0.01	<0.01	<0.01	<0.01	<0.01	<0.01	<0.01
	Naptalam	µg/l					<0.03	<0.03	<0.03	<0.03	<0.03	-	<0.03	<0.03	<0.03	<0.03	<0.03	<0.03	<0.03

						Location	BH03004	BH03004	BH03004	BH03004	BH03004	BH03005	BH03005	BH03005	BH03005	BH03005	BH03005	BH03005	BH03005
						Sampled_Date_Time	02/04/2020	24/04/2020	27/05/2020	19/06/2020	29/09/2020	10/12/2019	22/01/2020	12/03/2020	01/04/2020	24/04/2020	15/05/2020	19/06/2020	30/09/2020
						Sample_Depth_Avg	37	40	40	41	29.85	32.32	30.97	20	32	32	33	33	31.59
						Project_ID	LTC - Phase 2 LTM	LTC - Phase 2 LTM	LTC - Phase 2 LTM	LTC - Phase 2 LTM	LTC - Phase 2 LTM	LTC - Phase 2	LTC - Phase 2	LTC - Phase 2 LTM	LTC - Phase 2 LTM	LTC - Phase 2 LTM	LTC - Phase 2 LTM	LTC - Phase 2	LTC - Phase 2 LTM
				UK Drinking Water Standards	UK Estuaries and coastal waters EQS	UK Freshwater EQS													
Chem_Group	**Analyte**	**Units**	**MDL**																
	Nicosulfuron	µg/l					<0.01	<0.01	<0.01	<0.01	<0.01	-	<0.01	<0.01	<0.01	<0.01	<0.01	<0.01	<0.01
	Nuarimol	µg/l					<0.02	<0.02	<0.02	<0.02	<0.02	-	<0.02	<0.02	<0.02	<0.02	<0.02	<0.02	<0.02
	Oxadixyl	µg/l					<0.03	<0.03	<0.03	<0.03	<0.03	-	<0.03	<0.03	<0.03	<0.03	<0.03	<0.03	<0.03
	Paraoxon-ethyl	µg/l					<0.02	<0.02	<0.02	<0.02	<0.02	-	<0.02	<0.02	<0.02	<0.02	<0.02	<0.02	<0.02
	Parathion-ethyl	µg/l					<0.05	<0.05	<0.05	<0.05	<0.05	-	<0.05	<0.05	<0.05	<0.05	<0.05	<0.05	<0.05
	Penconazole	µg/l					<0.02	<0.02	<0.02	<0.02	<0.02	-	<0.02	<0.02	<0.02	<0.02	<0.02	<0.02	<0.02
	Pencycuron	µg/l					<0.02	<0.02	<0.02	<0.02	<0.02	-	<0.02	<0.02	<0.02	<0.02	<0.02	<0.02	<0.02
	Phosphamidon II (E)	µg/l	0.01				<0.01	<0.01	<0.01	<0.1	<0.01	-	<0.01	<0.01	<0.01	<0.01	<0.01	<0.01	<0.01
	Pretilachlor	µg/l					<0.02	<0.02	<0.02	<0.02	<0.02	-	<0.02	<0.02	<0.02	<0.02	<0.02	<0.02	<0.02
	Primisulfuron-methyl	µg/l					<0.02	<0.02	<0.02	<0.02	<0.02	-	<0.02	<0.02	<0.02	<0.02	<0.02	<0.02	<0.02
	Prodiamine	µg/l					<0.05	<0.05	<0.05	<0.05	<0.05	-	<0.05	<0.05	<0.05	<0.05	<0.05	<0.05	<0.05
	Propaquizafop	µg/l					<0.03	<0.03	<0.03	<0.03	<0.03	-	<0.03	<0.03	<0.03	<0.03	<0.03	<0.03	<0.03
	Propetamphos	µg/L	0.01		0.03[#4]	0.03[#4]	<0.01	<0.01	<0.01	<0.1	<0.05	-	-	<0.01	<0.01	<0.01	<0.01	<0.01	<0.01
	Prosulfocarb	µg/l					<0.01	<0.01	<0.01	<0.01	<0.01	-	<0.01	<0.01	<0.01	<0.01	<0.01	<0.01	<0.01
	Prothioconazole	µg/l					<0.05	<0.05	<0.05	<0.05	<0.05	-	<0.05	<0.05	<0.05	<0.05	<0.05	<0.05	<0.05
	Pyribenzoxim	µg/l					<0.05	<0.05	<0.05	<0.05	<0.05	-	<0.05	<0.05	<0.05	<0.05	<0.05	<0.05	<0.05
	Quinmerac	µg/l					<0.01	<0.01	<0.01	<0.01	<0.01	-	<0.01	<0.01	<0.01	<0.01	<0.01	<0.01	<0.01
	Quizalofop	µg/l					<0.05	<0.05	<0.05	<0.05	<0.05	-	<0.05	<0.05	<0.05	<0.05	<0.05	<0.05	<0.05
	Rimsulfuron	µg/l					<0.01	<0.01	<0.01	<0.01	<0.01	-	<0.01	<0.01	<0.01	<0.01	<0.01	<0.01	<0.01
	Sebuthylazine	µg/l					<0.01	<0.01	<0.01	<0.01	<0.01	-	<0.01	<0.01	<0.01	<0.01	<0.01	<0.01	<0.01
	Simazine-2-hydroxy	µg/l					<0.01	<0.01	<0.01	<0.01	<0.01	-	<0.01	<0.01	<0.01	<0.01	<0.01	<0.01	<0.01
	Sodium Acifluorfen	µg/L					<0.01	<0.01	<0.01	<0.1	<0.01	-	<0.01	<0.01	<0.01	<0.01	<0.01	<0.01	<0.01
	Sulfosulfuron	µg/l					<0.01	<0.01	<0.01	<0.01	<0.01	-	<0.01	<0.01	<0.01	<0.01	<0.01	<0.01	<0.01
	Tecnazene	µg/L	0.01		1[#4]	1[#4]	<0.01	<0.01	<0.01	<0.1	<0.05	-	-	<0.01	<0.01	<0.01	<0.01	<0.01	<0.01
	Teflubenzuron	µg/l					<0.03	<0.03	<0.03	<0.03	<0.03	-	<0.03	<0.03	<0.03	<0.03	<0.03	<0.03	<0.03
	Terbuthylazine-desethyl	µg/l					<0.01	<0.01	<0.01	<0.01	<0.01	-	<0.01	<0.01	<0.01	<0.01	<0.01	<0.01	<0.01
	Terbuthylazine-desethyl-2-hydroxy	µg/l					<0.01	<0.01	<0.01	<0.01	<0.01	-	<0.01	<0.01	<0.01	<0.01	<0.01	<0.01	<0.01

						Location	BH03004	BH03004	BH03004	BH03004	BH03004	BH03005	BH03005	BH03005	BH03005	BH03005	BH03005	BH03005	BH03005
						Sampled_Date_Time	02/04/2020	24/04/2020	27/05/2020	19/06/2020	29/09/2020	10/12/2019	22/01/2020	12/03/2020	01/04/2020	24/04/2020	15/05/2020	19/06/2020	30/09/2020
						Sample_Depth_Avg	37	40	40	41	29.85	32.32	30.97	20	32	32	33	33	31.59
						Project_ID	LTC - Phase 2 LTM	LTC - Phase 2 LTM	LTC - Phase 2 LTM	LTC - Phase 2 LTM	LTC - Phase 2 LTM	LTC - Phase 2	LTC - Phase 2	LTC - Phase 2 LTM	LTC - Phase 2 LTM	LTC - Phase 2 LTM	LTC - Phase 2 LTM	LTC - Phase 2	LTC - Phase 2 LTM
				UK Drinking Water Standards	UK Estuaries and coastal waters EQS	UK Freshwater EQS													
Chem_Group	**Analyte**	**Units**	**MDL**																
	Terbuthylazine-hydroxy	µg/l					<0.01	<0.01	<0.01	<0.01	<0.01	-	<0.01	<0.01	<0.01	<0.01	<0.01	<0.01	<0.01
	Thiabendazole	µg/L			5[#4]	5[#4]	<0.03	<0.03	<0.03	<0.03	<0.03	-	<0.03	<0.03	<0.03	<0.03	<0.03	<0.03	<0.03
	Thiamethoxam	µg/L					<0.01	<0.01	<0.01	<0.01	<0.01	-	<0.01	<0.01	<0.01	<0.01	<0.01	<0.01	<0.01
	Tribenuron-methyl	µg/L					<0.01	<0.01	<0.01	<0.01	<0.01	-	<0.01	<0.01	<0.01	<0.01	<0.01	<0.01	<0.01
	Trietazine	µg/L	0.01				<0.01	<0.01	<0.01	<0.1	<0.01	-	<0.01	<0.01	<0.01	<0.01	<0.01	<0.01	<0.01
	Trifloxysulfuron-sodium	µg/l					<0.01	<0.01	<0.01	<0.01	<0.01	-	<0.01	<0.01	<0.01	<0.01	<0.01	<0.01	<0.01
	Triflusulfuron-methyl	µg/l					<0.01	<0.01	<0.01	<0.01	<0.01	-	<0.01	<0.01	<0.01	<0.01	<0.01	<0.01	<0.01
	Triforine	µg/l					<0.05	<0.05	<0.05	<0.05	<0.5	-	<0.05	<0.05	<0.05	<0.05	<0.05	<0.05	<0.05
	Triticonazole	µg/l					<0.01	<0.01	<0.01	<0.01	<0.01	-	<0.01	<0.01	<0.01	<0.01	<0.01	<0.01	<0.01
	Desmetryn	mg/L					<0.00001	<0.00001	<0.00001	<0.00001	<0.00001	-	<0.00001	<0.00001	<0.00001	<0.00001	<0.00001	<0.00001	<0.00001
	Simetryn	mg/L					<0.00001	<0.00001	<0.00001	<0.00001	<0.00001	-	<0.00001	<0.00001	<0.00001	<0.00001	<0.00001	<0.00001	<0.00001
	Clothianidin	µg/L					<0.01	<0.01	<0.01	<0.01	<0.01	-	<0.01	<0.01	<0.01	<0.01	<0.01	<0.01	<0.01
	Cymoxanil	µg/L					<0.05	<0.05	<0.05	<0.05	<0.05	-	<0.05	<0.05	<0.05	<0.05	<0.05	<0.05	<0.05
	Fluazifop-butyl	µg/L					<0.02	<0.02	<0.02	<0.02	<0.02	-	<0.02	<0.02	<0.02	<0.02	<0.02	<0.02	<0.02
	Imazamethabenz-methyl	µg/L					<0.01	<0.01	<0.01	<0.01	<0.01	-	<0.01	<0.01	<0.01	<0.01	<0.01	<0.01	<0.01
	Mesosulfuron-methyl	µg/L					<0.02	<0.02	<0.02	<0.02	<0.02	-	<0.02	<0.02	<0.02	<0.02	<0.02	<0.02	<0.02
	Metamitron	µg/L					<0.03	<0.03	<0.03	<0.03	<0.03	-	<0.03	<0.03	<0.03	<0.03	<0.03	<0.03	<0.03
	Metobromuron	µg/L					<0.03	<0.03	<0.03	<0.03	<0.03	-	<0.03	<0.03	<0.03	<0.03	<0.03	<0.03	<0.03
	Monuron	µg/L					<0.02	<0.02	<0.02	<0.02	<0.02	-	<0.02	<0.02	<0.02	<0.02	<0.02	<0.02	<0.02
	Secbumeton	µg/L					<0.01	<0.01	<0.01	<0.01	<0.01	-	<0.01	<0.01	<0.01	<0.01	<0.01	<0.01	<0.01
	Spiroxamine	µg/L					<0.01	<0.01	<0.01	<0.01	<0.01	-	<0.01	<0.01	<0.01	<0.01	<0.01	<0.01	<0.01
	Clomazon	µg/L					<0.01	<0.01	<0.01	<0.01	<0.01	-	<0.01	<0.01	<0.01	<0.01	<0.01	<0.01	<0.01
	Metazachlor	µg/L	0.01				<0.01	<0.01	<0.01	<0.01	<0.01	-	0.0736 - 0.08	<0.01 - 0.101	0.016 - 0.038	<0.01	<0.01	<0.01	<0.01
	Methabenzthiazuran	µg/L					<0.01	<0.01	<0.01	<0.01	<0.01	-	<0.01	<0.01	<0.01	<0.01	<0.01	<0.01	<0.01
	Iprovalicarb	µg/L					<0.01	<0.01	<0.01	<0.01	<0.01	-	<0.01	<0.01	<0.01	<0.01	<0.01	<0.01	<0.01
	Chloroxuron	µg/L					<0.01	<0.01	<0.01	<0.01	<0.01	-	<0.01	<0.01	<0.01	<0.01	<0.01	<0.01	<0.01
	Neburon	µg/L					<0.01	<0.01	<0.01	<0.01	<0.01	-	<0.01	<0.01	<0.01	<0.01	<0.01	<0.01	<0.01

						Location	BH03004	BH03004	BH03004	BH03004	BH03004	BH03005	BH03005	BH03005	BH03005	BH03005	BH03005	BH03005	BH03005
						Sampled_Date_Time	02/04/2020	24/04/2020	27/05/2020	19/06/2020	29/09/2020	10/12/2019	22/01/2020	12/03/2020	01/04/2020	24/04/2020	15/05/2020	19/06/2020	30/09/2020
						Sample_Depth_Avg	37	40	40	41	29.85	32.32	30.97	20	32	32	33	33	31.59
						Project_ID	LTC - Phase 2 LTM	LTC - Phase 2 LTM	LTC - Phase 2 LTM	LTC - Phase 2 LTM	LTC - Phase 2 LTM	LTC - Phase 2	LTC - Phase 2	LTC - Phase 2 LTM	LTC - Phase 2 LTM	LTC - Phase 2 LTM	LTC - Phase 2 LTM	LTC - Phase 2	LTC - Phase 2 LTM
				UK Drinking Water Standards	UK Estuaries and coastal waters EQS	UK Freshwater EQS													
Chem_Group	**Analyte**	**Units**	**MDL**																
	Metribuzin	µg/L					<0.03	<0.03	<0.03	<0.03	<0.03	-	<0.03	<0.03	<0.03	<0.03	<0.03	<0.03	<0.03
	2,3,6-Trichlorobenzoic Acid (Tba)	µg/L					<0.1	<0.1	<0.1	<1	<0.5	-	<0.1	<0.1	<0.1	<0.1	<0.1	<0.1	<1
	2,4,5-Trichlorophenoxy Acetic Acid	µg/L					<0.01	<0.01	<0.01	<0.1	<0.01	-	<0.01	<0.01	<0.01	<0.01	<0.01	<0.01	<0.01
	2,4,5-TP (Silvex)	µg/L					<0.01	<0.01	<0.01	<0.1	<0.01	-	<0.01	<0.01	<0.01	<0.01	<0.01	<0.01	<0.01
	Pyrimethanil	µg/L					<0.02	<0.02	<0.02	<0.02	<0.02	-	<0.02	<0.02	<0.02	<0.02	<0.02	<0.02	<0.02
	Hedonal	µg/L			0.3[#2]	0.3[#2]	<0.01	<0.01	<0.01	<0.1	<0.01	-	<0.01	<0.01	<0.01	<0.01	<0.01	<0.01	<0.01
	2,4-DDT	µg/L	0.01		0.00625[#42]	0.00625[#42]	<0.01	<0.01	<0.01	<0.01	<0.05	-	<0.01	<0.01	<0.01	<0.01	<0.01	<0.01	<0.05
	Propachlor	µg/L	0.01				<0.01	<0.01	<0.01	<0.01	<0.01	-	<0.01	<0.01	<0.01	<0.01	<0.01	<0.01	<0.01
	Propamocarb	µg/L					<0.03	<0.03	<0.03	<0.03	<0.03	-	<0.03	<0.03	<0.03	<0.03	<0.03	<0.03	<0.03
	2,4-Dichlorprop	µg/L					<0.01	<0.01	<0.01	<0.1	<0.01	-	<0.01	<0.01	<0.01	<0.01	<0.01	<0.01	<0.01
	3-Hydroxy Carbofuran	µg/L					<0.01	<0.01	<0.01	<0.01	<0.01	-	<0.01	<0.01	<0.01	<0.01	<0.01	<0.01	<0.01
	4-(2,4-Dichlorophenoxy)butyric Acid (2,4-DB)	µg/L					<0.02	<0.02	<0.02	<0.2	<0.02	-	<0.02	<0.02	<0.02	<0.02	<0.02	<0.02	<0.02
	4,4-DDE	µg/L	0.01		0.00625[#42]	0.00625[#42]	<0.01	<0.01	<0.01	<0.01	<0.01	-	<0.01	<0.01	<0.01	<0.01	<0.01	<0.01	<0.01
	4-Bromo-3,5-dimethylphenyl-N-methylcarbamate	µg/L					<0.02	<0.02	<0.02	<0.02	<0.02	-	<0.02	<0.02	<0.02	<0.02	<0.02	<0.02	<0.02
	a-BHC	µg/L	0.01				<0.01	<0.01	<0.01	<0.01	<0.01	-	<0.01	<0.01	<0.01	<0.01	<0.01	<0.01	<0.01
	Acetochlor	µg/L					<0.03	<0.03	<0.03	<0.03	<0.03	-	<0.03	<0.03	<0.03	<0.03	<0.03	<0.03	<0.03
	Aldicarb	µg/L					<0.05	<0.05	<0.05	<0.05	<0.05	-	<0.05	<0.05	<0.05	<0.05	<0.05	<0.05	<0.05
	Aldicarb sulfone	µg/L					<0.01	<0.01	<0.01	<0.01	<0.01	-	<0.01	<0.01	<0.01	<0.01	<0.01	<0.01	<0.01
	Aldrin	µg/L	0.01	0.03[#1]	0.00125[#43]	0.0025[#44]	<0.01	<0.01	<0.01	<0.01	<0.01	-	<0.01	<0.01	<0.01	<0.01	<0.01	<0.02	<0.01
	Ametryn	µg/L					<0.01	<0.01	<0.01	<0.01	<0.01	-	<0.01	<0.01	<0.01	<0.01	<0.01	<0.01	<0.01
	Amidosulfuron	µg/L					<0.02	<0.02	<0.02	<0.02	<0.02	-	<0.02	<0.02	<0.02	<0.02	<0.02	<0.02	<0.02
	Acetamiprid	µg/L					<0.01	<0.01	<0.01	<0.01	<0.01	-	<0.01	<0.01	<0.01	<0.01	<0.01	<0.01	<0.01
	Aclonifen	µg/L					<0.03	<0.03	<0.03	<0.03	<0.03	-	<0.03	<0.03	<0.03	<0.03	<0.03	<0.03	<0.03
	Actril (Ioxynil)	µg/L			10[#4]	10[#4]	<0.01	<0.01	<0.01	<0.1	<0.01	-	<0.01	<0.01	<0.01	<0.01	<0.01	<0.01	<0.01
	Atraton	µg/L					<0.01	<0.01	<0.01	<0.01	<0.01	-	<0.01	<0.01	<0.01	<0.01	<0.01	<0.01	<0.01
	Atrazine	µg/L	0.01		0.6[#2]	0.6[#2]	<0.01	<0.01	<0.01	<0.01	<0.01	-	<0.01	<0.01	<0.01	<0.01	<0.01	<0.01	<0.01
	Azinophos methyl	µg/L	0.02		0.01[#8]	0.01[#8]	<0.04	<0.02	<0.02	<0.04	<0.04	-	<0.04	<0.04	<0.04	<0.02	<0.04	<0.04	<0.04

						Location	BH03004	BH03004	BH03004	BH03004	BH03004	BH03005	BH03005	BH03005	BH03005	BH03005	BH03005	BH03005	BH03005
						Sampled_Date_Time	02/04/2020	24/04/2020	27/05/2020	19/06/2020	29/09/2020	10/12/2019	22/01/2020	12/03/2020	01/04/2020	24/04/2020	15/05/2020	19/06/2020	30/09/2020
						Sample_Depth_Avg	37	40	40	41	29.85	32.32	30.97	20	32	32	33	33	31.59
						Project_ID	LTC - Phase 2 LTM	LTC - Phase 2 LTM	LTC - Phase 2 LTM	LTC - Phase 2 LTM	LTC - Phase 2 LTM	LTC - Phase 2	LTC - Phase 2	LTC - Phase 2 LTM	LTC - Phase 2 LTM	LTC - Phase 2 LTM	LTC - Phase 2 LTM	LTC - Phase 2	LTC - Phase 2 LTM
				UK Drinking Water Standards	UK Estuaries and coastal waters EQS	UK Freshwater EQS													
Chem_Group	**Analyte**	**Units**	**MDL**																
	Baygon	µg/L					<0.01	<0.01	<0.01	<0.01	<0.01	-	<0.01	<0.01	<0.01	<0.01	<0.01	<0.01	<0.01
	b-BHC	µg/L	0.01				<0.01	<0.01	<0.01	<0.01	<0.01	-	<0.01	<0.01	<0.01	<0.01	<0.01	<0.01	<0.01
	Benazolin	µg/L					<0.05	<0.05	<0.05	<0.5	<0.05	-	<0.05	<0.05	<0.05	<0.05	<0.05	<0.05	<0.05
	Bendiocarb	µg/L					<0.01	<0.01	<0.01	<0.01	<0.01	-	<0.01	<0.01	<0.01	<0.01	<0.01	<0.01	<0.01
	Bentazone	µg/L			500[#4]	500[#4]	<0.01	<0.01	<0.01	<0.1	<0.01	-	<0.01	<0.01	<0.01	<0.01	<0.01	<0.01	<0.01
	Bidrin	µg/L					<0.01	<0.01	<0.01	<0.01	<0.01	-	<0.01	<0.01	<0.01	<0.01	<0.01	<0.01	<0.01
	Bromacil	µg/L					<0.01	<0.01	<0.01	<0.01	<0.01	-	<0.01	<0.01	<0.01	<0.01	<0.01	<0.01	<0.01
	Bromazil	µg/L					<0.03	<0.03	<0.03	<0.03	<0.03	-	<0.03	<0.03	<0.03	<0.03	<0.03	<0.03	<0.03
	Bromophos-ethyl	µg/L					<0.03	<0.03	<0.03	<0.03	<0.03	-	<0.03	<0.03	<0.03	<0.03	<0.03	<0.03	<0.03
	Bromoxynil	µg/L			100[#4]	100[#4]	<0.01	<0.01	<0.01	<0.1	<0.01	-	<0.01	<0.01	<0.01	<0.01	<0.01	<0.01	<0.01
	Carbaryl	µg/L					<0.01	<0.01	<0.01	<0.01	<0.01	-	<0.01	<0.01	<0.01	<0.01	<0.01	<0.01	<0.01
	Carbendazim	µg/L				0.15[#4]	<0.01	<0.01	<0.01	<0.01	<0.01	-	<0.01	<0.01	<0.01	<0.01	<0.01	<0.01	<0.01
	Carbetamide	µg/L					<0.01	<0.01	<0.01	<0.01	<0.01	-	<0.01	<0.01	<0.01	<0.01	<0.01	<0.01	<0.01
	Carbofuran	µg/L					<0.01	<0.01	<0.01	<0.01	<0.01	-	<0.01	<0.01	<0.01	<0.01	<0.01	<0.01	<0.01
	Carbophenothion	µg/L	0.01				<0.01	<0.01	<0.01	<0.2	<0.1	-	-	<0.01	<0.01	<0.01	<0.01	<0.02	<0.01
	Carboxin	µg/L					<0.02	<0.02	<0.02	<0.02	<0.02	-	<0.02	<0.02	<0.02	<0.02	<0.02	<0.02	<0.02
	Chlorbromuron	µg/L					<0.01	<0.01	<0.01	<0.01	<0.01	-	<0.01	<0.01	<0.01	<0.01	<0.01	<0.01	<0.01
	Chlordane (cis)	µg/L	0.01				<0.01	<0.01	<0.01	<0.01	<0.01	-	<0.01	<0.01	<0.01	<0.01	<0.01	<0.01	<0.01
	Azinphos Ethyl	µg/L	0.02				<0.02	<0.02	<0.02	<0.04	<0.04	-	<0.04	<0.02	<0.02	<0.02	<0.04	<0.04	<0.04
	Chlordane (trans)	µg/L	0.01				<0.01	<0.01	<0.01	<0.01	<0.01	-	<0.01	<0.01	<0.01	<0.01	<0.01	<0.01	<0.01
	Chlorfenvinphos	µg/L	0.01		0.1[#2]	0.1[#2]	<0.01	<0.01	<0.01	<0.01	<0.01	-	<0.01	<0.01	<0.01	<0.01	<0.01	<0.01	<0.01
	Chloridazon	µg/L					<0.01	<0.01	<0.01	<0.01	<0.01	-	<0.01	<0.01	<0.01	<0.01	<0.01	<0.01	<0.01
	Chlorotoluron	µg/L			2[#4]	2[#4]	<0.01	<0.01	<0.01	<0.01	<0.01	-	<0.01	<0.01	<0.01	<0.01	<0.01	<0.01	<0.01
	Chlorpyrifos	µg/L	0.01		0.03[#2]		<0.005	<0.005	<0.005	<0.005	<0.005	-	<0.005	<0.005	<0.005	<0.005	<0.005	<0.005	<0.005
	Chlorpyrifos-methyl	µg/L	0.01				<0.01	<0.01	<0.01	<0.02	<0.02	-	<0.01	<0.01	<0.01	<0.01	<0.01	<0.02	<0.02
	Chlorsulfuron	µg/L					<0.01	<0.01	<0.01	<0.01	<0.01	-	-	<0.01	<0.01	<0.01	<0.01	<0.01	<0.01
	Clopyralid	µg/L					<0.03	<0.03	<0.03	<0.3	<0.03	-	<0.03	<0.03	<0.03	<0.03	<0.03	<0.03	<0.03

						Location	BH03004	BH03004	BH03004	BH03004	BH03004	BH03005	BH03005	BH03005	BH03005	BH03005	BH03005	BH03005	BH03005
						Sampled_Date_Time	02/04/2020	24/04/2020	27/05/2020	19/06/2020	29/09/2020	10/12/2019	22/01/2020	12/03/2020	01/04/2020	24/04/2020	15/05/2020	19/06/2020	30/09/2020
						Sample_Depth_Avg	37	40	40	41	29.85	32.32	30.97	20	32	32	33	33	31.59
						Project_ID	LTC - Phase 2 LTM	LTC - Phase 2 LTM	LTC - Phase 2 LTM	LTC - Phase 2 LTM	LTC - Phase 2 LTM	LTC - Phase 2	LTC - Phase 2	LTC - Phase 2 LTM	LTC - Phase 2 LTM	LTC - Phase 2 LTM	LTC - Phase 2 LTM	LTC - Phase 2	LTC - Phase 2 LTM
				UK Drinking Water Standards	UK Estuaries and coastal waters EQS	UK Freshwater EQS													
Chem_Group	**Analyte**	**Units**	**MDL**																
	Coumaphos	µg/L	0.01		0.03[#4]	0.03[#4]	<0.01	<0.01	<0.01	<0.02	<0.01	-	<0.01	<0.01	<0.01	<0.01	<0.01	<0.01	<0.01
	Cyanazine	µg/L	0.01				<0.01	<0.01	<0.01	<0.01	<0.01	-	<0.01	<0.01	<0.01	<0.01	<0.01	<0.01	<0.01
	Cyproconazole	µg/L					<0.01	<0.01	<0.01	<0.01	<0.01	-	<0.01	<0.01	<0.01	<0.01	<0.01	<0.01	<0.01
	Cyromazine	µg/L					<0.05	<0.05	<0.05	<0.05	<0.05	-	<0.05	<0.05	<0.05	<0.05	<0.05	<0.05	<0.05
	d-BHC	µg/L	0.01				<0.01	<0.01	<0.01	<0.01	<0.01	-	<0.01	<0.01	<0.01	<0.01	<0.01	<0.01	<0.01
	DDD	µg/L	0.01		0.00625[#42]	0.00625[#42]	<0.01	<0.01	<0.01	<0.01	<0.01	-	<0.01	<0.01	<0.01	<0.01	<0.01	<0.01	<0.01
	DDT	µg/L	0.01		0.01[#45]	0.01[#45]	<0.01	<0.01	<0.01	<0.01	<0.06	-	<0.01	<0.01	<0.02	<0.01	<0.02	<0.02	<0.06
	Deisopropylatrazine	µg/L					<0.01	<0.01	<0.01	<0.01	<0.01	-	<0.01	<0.01	<0.01	<0.01	<0.01	<0.01	<0.01
	Chlorothalonil	µg/L	0.01			0.035[#2]	<0.01	<0.01	<0.02	<0.4	<0.01	-	<0.01	<0.01	<0.01	<0.01	<0.01	<0.04	<0.01
	Deethylatrazine	µg/L					<0.01	<0.01	<0.01	<0.01	<0.01	-	<0.01	<0.01	<0.01	<0.01	<0.01	<0.01	<0.01
	Demeton-S-methyl	µg/L	0.01				<0.01	<0.01	<0.01	<0.3	<0.05	-	-	<0.01	<0.01	<0.01	<0.01	<0.02	<0.01
	Diazinon	µg/L	0.01		0.01[#2]	0.01[#2]	<0.01	<0.01	<0.01	<0.02	<0.02	-	<0.01	<0.01	<0.01	<0.01	<0.01	<0.01	<0.01
	Dicamba	µg/L					<0.03	<0.03	<0.03	<0.3	<0.06	-	<0.03	<0.03	<0.03	<0.03	<0.03	<0.03	<0.3
	Dichlobenil	µg/L	0.01				<0.01	<0.01	<0.01	<0.1	<0.05	-	-	<0.01	<0.01	<0.01	<0.01	<0.01	<0.01
	Dichlorvos	µg/L	0.01		0.04[#4]	0.001[#4]	<0.01	<0.01	<0.01	<0.05	<0.05	-	<0.01	<0.01	<0.01	<0.01	<0.01	<0.01	<0.01
	Diclofop	µg/L					<0.02	<0.02	<0.02	<0.2	<0.02	-	<0.02	<0.02	<0.02	<0.02	<0.02	<0.02	<0.02
	Dieldrin	µg/L	0.01	0.03[#1]	0.00125[#43]	0.0025[#44]	<0.01	<0.01	<0.01	<0.01	<0.01	-	<0.01	<0.01	<0.01	<0.01	<0.01	<0.01	<0.01
	Difenoconazole	µg/L					<0.02	<0.02	<0.02	<0.02	<0.02	-	<0.02	<0.02	<0.02	<0.02	<0.02	<0.02	<0.02
	Difenoxuron	µg/L					<0.02	<0.02	<0.02	<0.02	<0.02	-	<0.02	<0.02	<0.02	<0.02	<0.02	<0.02	<0.02
	Diflubenzuron	µg/L			0.005[#4]	0.001[#4]	<0.02	<0.02	<0.02	<0.02	<0.02	-	<0.02	<0.02	<0.02	<0.02	<0.02	<0.02	<0.02
	Diflufenican	µg/L					<0.01	<0.01	<0.01	<0.01	<0.01	-	<0.01	<0.01	<0.01	<0.01	<0.01	<0.01	<0.01
	Dimethoate	µg/L	0.01		0.48[#2]	0.48[#2]	<0.01	<0.01	<0.01	<0.01	<0.01	-	<0.01	<0.01	<0.01	<0.01	<0.01	<0.01	<0.01
	Dinoseb	µg/L					<0.02	<0.02	<0.02	<0.2	<0.02	-	<0.02	<0.02	<0.02	<0.02	<0.02	<0.02	<0.02
	Disulfoton	µg/L	0.01				<0.01	<0.01	<0.01	<0.1	<0.05	-	-	<0.01	<0.01	<0.01	<0.01	<0.01	<0.01
	Diuron	µg/L			0.2[#2]	0.2[#2]	<0.01	<0.01	<0.01	<0.01	<0.01	-	<0.01	<0.01	<0.01	<0.01	<0.01	<0.01	<0.01
	Endosulfan I	µg/L	0.01				<0.01	<0.01	<0.01	<0.01	<0.01	-	<0.01	<0.01	<0.01	<0.01	<0.01	<0.01	<0.01
	Endosulfan II	µg/L	0.02				<0.02	<0.02	<0.02	<0.02	<0.02	-	<0.02	<0.02	<0.02	<0.02	<0.02	<0.02	<0.02

						Location	BH03004	BH03004	BH03004	BH03004	BH03004	BH03005	BH03005	BH03005	BH03005	BH03005	BH03005	BH03005	BH03005
						Sampled_Date_Time	02/04/2020	24/04/2020	27/05/2020	19/06/2020	29/09/2020	10/12/2019	22/01/2020	12/03/2020	01/04/2020	24/04/2020	15/05/2020	19/06/2020	30/09/2020
						Sample_Depth_Avg	37	40	40	41	29.85	32.32	30.97	20	32	32	33	33	31.59
						Project_ID	LTC - Phase 2 LTM	LTC - Phase 2 LTM	LTC - Phase 2 LTM	LTC - Phase 2 LTM	LTC - Phase 2 LTM	LTC - Phase 2	LTC - Phase 2	LTC - Phase 2 LTM	LTC - Phase 2 LTM	LTC - Phase 2 LTM	LTC - Phase 2 LTM	LTC - Phase 2	LTC - Phase 2 LTM
				UK Drinking Water Standards	UK Estuaries and coastal waters EQS	UK Freshwater EQS													
Chem_Group	**Analyte**	**Units**	**MDL**																
	Endosulfan sulphate	µg/L	0.02				<0.02	<0.04	<0.02	<0.02	<0.04	-	-	<0.02	<0.02	<0.04	<0.04	<0.02	<0.04
	Endrin	µg/L	0.01		0.00125[#43]	0.0025[#44]	<0.01	<0.01	<0.01	<0.01	<0.02	-	<0.01	<0.01	<0.02	<0.01	<0.01	<0.01	<0.02
	s-Ethyl dipropylthiocarbamate	µg/L					<0.02	<0.02	<0.02	<0.02	<0.02	-	<0.02	<0.02	<0.02	<0.02	<0.02	<0.02	<0.02
	Ethiofencarb	µg/L					<0.02	<0.02	<0.02	<0.02	<0.02	-	<0.02	<0.02	<0.02	<0.02	<0.02	<0.02	<0.02
	Ethion	µg/L	0.01				<0.01	<0.01	<0.01	<0.02	<0.02	-	<0.02	<0.01	<0.01	<0.01	<0.01	<0.02	<0.01
	Ethoprop	µg/L					<0.02	<0.02	<0.02	<0.02	<0.02	-	<0.02	<0.02	<0.02	<0.02	<0.02	<0.02	<0.02
	Ethofumesate	µg/L					<0.01	<0.01	<0.01	<0.01	<0.01	-	<0.01	<0.01	<0.01	<0.01	<0.01	<0.01	<0.01
	Etridiazole	µg/L	0.01				<0.01	<0.01	<0.01	<0.1	<0.01	-	<0.01	<0.01	<0.01	<0.01	<0.01	<0.01	<0.01
	Fenamiphos	µg/L					<0.02	<0.02	<0.02	<0.02	<0.02	-	<0.02	<0.02	<0.02	<0.02	<0.02	<0.02	<0.02
	Fenarimol	µg/L					<0.03	<0.03	<0.03	<0.03	<0.03	-	<0.03	<0.03	<0.03	<0.03	<0.03	<0.03	<0.03
	Fenitrothion	µg/L	0.01		0.01[#4]	0.01[#4]	<0.01	<0.01	<0.01	<0.3	<0.25	-	<0.01	<0.01	<0.01	<0.01	<0.01	<0.02	<0.02
	Fensulfothion	µg/L					<0.02	<0.02	<0.02	<0.02	<0.02	-	<0.02	<0.02	<0.02	<0.02	<0.02	<0.02	<0.02
	Fenhexamid	µg/L					<0.03	<0.03	<0.03	<0.03	<0.03	-	<0.03	<0.03	<0.03	<0.03	<0.03	<0.03	<0.03
	Fenoxycarb	µg/L					<0.02	<0.02	<0.02	<0.02	<0.02	-	<0.02	<0.02	<0.02	<0.02	<0.02	<0.02	<0.02
	Fenthion	µg/L	0.01				<0.01	<0.01	<0.01	<0.2	<0.15	-	<0.01	<0.01	<0.01	<0.01	<0.01	<0.02	<0.01
	Fenpropimorf	µg/L					<0.01	<0.01	<0.01	<0.01	<0.01	-	<0.01	<0.01	<0.01	<0.01	<0.01	<0.01	<0.01
	Fluroxypyr	µg/L					<0.02	<0.02	<0.02	<0.2	<0.02	-	<0.02	<0.02	<0.02	<0.02	<0.02	<0.02	<0.02
	Flutolanil	µg/L					<0.02	<0.02	<0.02	<0.02	<0.02	-	<0.02	<0.02	<0.02	<0.02	<0.02	<0.02	<0.02
	Fonofos	µg/L					<0.05	<0.05	<0.05	<0.05	<0.05	-	<0.05	<0.05	<0.05	<0.05	<0.05	<0.05	<0.05
	EPTC	µg/L										-	-						
	g-BHC (Lindane)	µg/L	0.01				<0.01	<0.01	<0.01	<0.01	<0.01	-	<0.01	<0.01	<0.01	<0.01	<0.01	<0.01	<0.01
	Haloxyfop-methyl	µg/L					<0.03	<0.03	<0.03	<0.03	<0.03	-	<0.03	<0.03	<0.03	<0.03	<0.03	<0.03	<0.03
	Thifensulfuron	µg/L					<0.01	<0.01	<0.01	<0.01	<0.01	-	<0.01	<0.01	<0.01	<0.01	<0.01	<0.01	<0.01
	Heptachlor	µg/L	0.01	0.03[#1]			<0.01	<0.01	<0.01	<0.01	<0.02	-	<0.01	<0.01	<0.01	<0.01	<0.01	<0.01	<0.02
	Hexaconazole	µg/L					<0.02	<0.02	<0.02	<0.02	<0.02	-	<0.02	<0.02	<0.02	<0.02	<0.02	<0.02	<0.02
	Hexazinone	µg/L					<0.01	<0.01	<0.01	<0.01	<0.01	-	<0.01	<0.01	<0.01	<0.01	<0.01	<0.01	<0.01
	Hydroxyatrazine	µg/L					<0.01	<0.01	<0.01	<0.01	<0.01	-	<0.01	<0.01	<0.01	<0.01	<0.01	<0.01	<0.01

						Location	BH03004	BH03004	BH03004	BH03004	BH03004	BH03005	BH03005	BH03005	BH03005	BH03005	BH03005	BH03005	BH03005
						Sampled_Date_Time	02/04/2020	24/04/2020	27/05/2020	19/06/2020	29/09/2020	10/12/2019	22/01/2020	12/03/2020	01/04/2020	24/04/2020	15/05/2020	19/06/2020	30/09/2020
						Sample_Depth_Avg	37	40	40	41	29.85	32.32	30.97	20	32	32	33	33	31.59
						Project_ID	LTC - Phase 2 LTM	LTC - Phase 2 LTM	LTC - Phase 2 LTM	LTC - Phase 2 LTM	LTC - Phase 2 LTM	LTC - Phase 2	LTC - Phase 2	LTC - Phase 2 LTM	LTC - Phase 2 LTM	LTC - Phase 2 LTM	LTC - Phase 2 LTM	LTC - Phase 2	LTC - Phase 2 LTM
				UK Drinking Water Standards	UK Estuaries and coastal waters EQS	UK Freshwater EQS													
Chem_Group	**Analyte**	**Units**	**MDL**																
	Iprodione	µg/L					<0.03	<0.03	<0.03	<0.03	<0.03	-	<0.03	<0.03	<0.03	<0.03	<0.03	<0.03	<0.03
	Isodrin	µg/L	0.01		0.00125[#43]	0.0025[#44]	<0.01	<0.01	<0.01	<0.01	<0.01	-	<0.01	<0.01	<0.01	<0.01	<0.01	<0.01	<0.01
	Isoproturon	µg/L			0.3[#2]	0.3[#2]	<0.01	<0.01	<0.01	<0.01	<0.01	-	<0.01	<0.01	<0.01	<0.01	<0.01	<0.01	<0.01
	Linuron	µg/L			0.5[#2]	0.5[#2]	<0.02	<0.02	<0.02	<0.02	<0.02	-	<0.02	<0.02	<0.02	<0.02	<0.02	<0.02	<0.02
	Malathion	µg/L	0.01		0.02[#4]	0.01[#4]	<0.01	<0.01	<0.01	<0.01	<0.01	-	<0.01	<0.01	<0.01	<0.01	<0.01	<0.01	<0.01
	2-Methyl-4-chlorophenoxyacetic acid	µg/L					<0.01	<0.01	<0.01	<0.1	<0.01	-	<0.01	<0.01	<0.01	<0.01	<0.01	<0.01	<0.01
	2-Methyl-4-Chlorophenoxy Butanoic Acid	µg/L					<0.02	<0.02	<0.02	<0.2	<0.02	-	<0.02	<0.02	<0.02	<0.02	<0.02	<0.02	<0.02
	Mecoprop	µg/L			18[#2]	18[#2]	<0.01	<0.01	<0.01	<0.1	<0.01	-	<0.01	<0.01	<0.01	<0.01	<0.01	<0.01	<0.01
	Mefenpyr-diethyl	µg/L					<0.02	<0.02	<0.02	<0.02	<0.02	-	<0.02	<0.02	<0.02	<0.02	<0.02	<0.02	<0.02
	Metachlor	µg/L	0.01		0.3[#2]	0.3[#2]	<0.01	<0.01	<0.01	<0.02	<0.01	-	<0.01	<0.01	<0.01	<0.01	<0.01	<0.01	<0.01
	Metalaxyl	µg/L					<0.01	<0.01	<0.01	<0.01	<0.01	-	<0.01	<0.01	<0.01	<0.01	<0.01	<0.01	<0.01
	Methamidophos	µg/L					<0.01	<0.01	<0.01	<0.01	<0.01	-	<0.01	<0.01	<0.01	<0.01	<0.01	<0.01	<0.01
	Methidathion	µg/L					<0.01	<0.01	<0.01	<0.01	<0.01	-	<0.01	<0.01	<0.01	<0.01	<0.01	<0.01	<0.01
	Methiocarb	µg/L				0.01[#4]	<0.01	<0.01	<0.01	<0.01	<0.01	-	<0.01	<0.01	<0.01	<0.01	<0.01	<0.01	<0.01
	Methomyl	µg/L					<0.01	<0.01	<0.01	<0.01	<0.01	-	<0.01	<0.01	<0.01	<0.01	<0.01	<0.01	<0.01
	Methoxychlor	µg/L	0.01				<0.01	<0.02	<0.01	<0.01	<0.07	-	<0.01	<0.01	<0.02	<0.02	<0.02	<0.02	<0.07
	Methoxyfenozide	µg/L					<0.03	<0.03	<0.03	<0.03	<0.03	-	<0.03	<0.03	<0.03	<0.03	<0.03	<0.03	<0.03
	Methyl parathion	µg/L	0.01				<0.01	<0.01	<0.01	<0.3	<0.25	-	<0.01	<0.01	<0.01	<0.01	<0.01	<0.02	<0.02
	Metolachlor	µg/L					<0.01	<0.01	<0.01	<0.01	<0.01	-	<0.01	<0.01	<0.01	<0.01	<0.01	<0.01	<0.01
	Metoxuron	µg/L					<0.01	<0.01	<0.01	<0.01	<0.01	-	<0.01	<0.01	<0.01	<0.01	<0.01	<0.01	<0.01
	Metsulfuron Methyl	µg/L					<0.01	<0.01	<0.01	<0.01	<0.01	-	<0.01	<0.01	<0.01	<0.01	<0.01	<0.01	<0.01
	Mevinphos (Phosdrin)	µg/L	0.01			0.02(MAC)[#46]	<0.01	<0.01	<0.01	<0.2	<0.05	-	<0.01	<0.01	<0.01	<0.01	<0.01	<0.02	<0.01
	Molinate	µg/L					<0.01	<0.01	<0.01	<0.01	<0.01	-	<0.01	<0.01	<0.01	<0.01	<0.01	<0.01	<0.01
	Monlinuran	µg/L					<0.02	<0.02	<0.02	<0.02	<0.02	-	<0.02	<0.02	<0.02	<0.02	<0.02	<0.02	<0.02
	Monocrotophos	µg/L					<0.01	<0.01	<0.01	<0.01	<0.01	-	<0.01	<0.01	<0.01	<0.01	<0.01	<0.01	<0.01
	Napropamide	µg/L					<0.01	<0.01	<0.01	<0.01	<0.01	-	<0.01	<0.01	<0.01	<0.01	<0.01	<0.01	<0.01
	Flusilazole (NuStar)	µg/L					<0.01	<0.01	<0.01	<0.01	<0.01	-	<0.01	<0.01	<0.01	<0.01	<0.01	<0.01	<0.01

						Location	BH03004	BH03004	BH03004	BH03004	BH03004	BH03005	BH03005	BH03005	BH03005	BH03005	BH03005	BH03005	BH03005
						Sampled_Date_Time	02/04/2020	24/04/2020	27/05/2020	19/06/2020	29/09/2020	10/12/2019	22/01/2020	12/03/2020	01/04/2020	24/04/2020	15/05/2020	19/06/2020	30/09/2020
						Sample_Depth_Avg	37	40	40	41	29.85	32.32	30.97	20	32	32	33	33	31.59
						Project_ID	LTC - Phase 2 LTM	LTC - Phase 2 LTM	LTC - Phase 2 LTM	LTC - Phase 2 LTM	LTC - Phase 2 LTM	LTC - Phase 2	LTC - Phase 2	LTC - Phase 2 LTM	LTC - Phase 2 LTM	LTC - Phase 2 LTM	LTC - Phase 2 LTM	LTC - Phase 2	LTC - Phase 2 LTM
				UK Drinking Water Standards	UK Estuaries and coastal waters EQS	UK Freshwater EQS													
Chem_Group	**Analyte**	**Units**	**MDL**																
	o,p-DDD	µg/L	0.01				<0.01	<0.01	<0.01	<0.01	<0.01	-	<0.01	<0.01	<0.01	<0.01	<0.01	<0.01	<0.01
	o,p'-DDE	µg/L	0.01				<0.01	<0.01	<0.01	<0.01	<0.01	-	<0.01	<0.01	<0.01	<0.01	<0.01	<0.02	<0.01
	o,p-Methoxychlor	µg/L	0.01				<0.01	<0.01	<0.01	<0.01	<0.04	-	-	<0.01	<0.01	<0.01	<0.02	<0.02	<0.04
	Omethoate	µg/L	0.01			0.01[#4]	<0.01	<0.01	<0.01	<0.03	<0.01	-	<0.01	<0.02	<0.01	<0.01	<0.01	<0.01	<0.01
	Oxamyl	µg/L					<0.01	<0.01	<0.01	<0.01	<0.01	-	<0.01	<0.01	<0.01	<0.01	<0.01	<0.01	<0.01
	Paclobutrazol	µg/L					<0.02	<0.02	<0.02	<0.02	<0.02	-	<0.02	<0.02	<0.02	<0.02	<0.02	<0.02	<0.02
	Methyl Paraoxon	µg/L					<0.02	<0.02	<0.02	<0.02	<0.02	-	<0.02	<0.02	<0.02	<0.02	<0.02	<0.02	<0.02
	Parathion	µg/L	0.01				<0.01	<0.01	<0.01	<0.2	<0.1	-	<0.01	<0.01	<0.01	<0.01	<0.01	<0.02	<0.01
	Pendimethalin	µg/L	0.01			0.3[#2]	<0.01	<0.01	<0.01	<0.03	<0.03	-	<0.01	<0.01	<0.01	<0.01	<0.01	<0.01	<0.01
	Imidacloprid	µg/L					<0.01	<0.01	<0.01	<0.01	<0.01	-	<0.01	<0.01	<0.01	<0.01	<0.01	<0.01	<0.01
	Permethrin	µg/L	0.01		0.0002[#4]	0.001[#4]	<0.01	<0.01	<0.01	<0.01	<0.01	-	-	<0.01	<0.01	<0.01	<0.01	<0.01	<0.01
	Permethrin II	µg/L	0.01				<0.01	<0.01	<0.01	<0.01	<0.01	-	-	<0.01	<0.01	<0.01	<0.01	<0.01	<0.01
	Phorate	µg/L	0.01				<0.01	<0.01	<0.01	<0.03	<0.03	-	<0.01	<0.01	<0.01	<0.01	<0.01	<0.01	<0.01
	Phosmet	µg/L					<0.05	<0.05	<0.05	<0.05	<0.05	-	<0.05	<0.05	<0.05	<0.05	<0.05	<0.05	<0.05
	Lenacil	µg/L					<0.03	<0.03	<0.03	<0.03	<0.03	-	<0.03	<0.03	<0.03	<0.03	<0.03	<0.03	<0.03
	Picloram	µg/L					<0.02	<0.02	<0.02	<0.05	<0.02	-	<0.02	<0.02	<0.02	<0.02	<0.02	<0.02	<0.02
	Picoxystrobin	µg/L					<0.01	<0.01	<0.01	<0.01	<0.01	-	<0.01	<0.01	<0.01	<0.01	<0.01	<0.01	<0.01
	Pirimicarb	µg/L			1[#4]	1[#4]	<0.01	<0.01	<0.01	<0.01	<0.01	-	<0.01	<0.01	<0.01	<0.01	<0.01	<0.01	<0.01
	Pirimiphos-methyl	µg/L	0.01		0.015[#4]	0.015[#4]	<0.01	<0.01	<0.01	<0.01	<0.01	-	<0.01	<0.01	<0.01	<0.01	<0.01	<0.01	<0.01
	Pirimphos-ethyl	µg/L					<0.02	<0.02	<0.02	<0.02	<0.02	-	<0.02	<0.02	<0.02	<0.02	<0.02	<0.02	<0.02
	Prochloraz	µg/L			4[#4]	4[#4]	<0.02	<0.02	<0.02	<0.02	<0.02	-	<0.02	<0.02	<0.02	<0.02	<0.02	<0.02	<0.02
	Profenofos	µg/L					<0.01	<0.01	<0.01	<0.01	<0.01	-	<0.01	<0.01	<0.01	<0.01	<0.01	<0.01	<0.01
	Promecarb	µg/L					<0.01	<0.01	<0.01	<0.01	<0.01	-	<0.01	<0.01	<0.01	<0.01	<0.01	<0.01	<0.01
	Prometon	µg/L					<0.02	<0.02	<0.02	<0.02	<0.02	-	<0.02	<0.02	<0.02	<0.02	<0.02	<0.02	<0.02
	Prometryn	µg/L	0.01				<0.01	<0.01	<0.01	<0.01	<0.01	-	<0.01	<0.01	<0.01	<0.01	<0.01	<0.01	<0.01
	Pronamide	µg/L	0.01		100[#4]	100[#4]	<0.01	<0.01	<0.01	<0.01	<0.01	-	0.0352 - 0.03	<0.01	<0.01	<0.01	<0.01	<0.01	<0.01
	Propanil	µg/L					<0.03	<0.03	<0.03	<0.03	<0.03	-	<0.03	<0.03	<0.03	<0.03	<0.03	<0.03	<0.03

						Location	BH03004	BH03004	BH03004	BH03004	BH03004	BH03005	BH03005	BH03005	BH03005	BH03005	BH03005	BH03005	BH03005
						Sampled_Date_Time	02/04/2020	24/04/2020	27/05/2020	19/06/2020	29/09/2020	10/12/2019	22/01/2020	12/03/2020	01/04/2020	24/04/2020	15/05/2020	19/06/2020	30/09/2020
						Sample_Depth_Avg	37	40	40	41	29.85	32.32	30.97	20	32	32	33	33	31.59
						Project_ID	LTC - Phase 2 LTM	LTC - Phase 2 LTM	LTC - Phase 2 LTM	LTC - Phase 2 LTM	LTC - Phase 2 LTM	LTC - Phase 2	LTC - Phase 2	LTC - Phase 2 LTM	LTC - Phase 2 LTM	LTC - Phase 2 LTM	LTC - Phase 2 LTM	LTC - Phase 2	LTC - Phase 2 LTM
				UK Drinking Water Standards	UK Estuaries and coastal waters EQS	UK Freshwater EQS													
Chem_Group	**Analyte**	**Units**	**MDL**																
	Propazine	µg/L	0.01				<0.01	<0.01	<0.01	<0.01	<0.01	-	<0.01	<0.01	<0.01	<0.01	<0.01	<0.01	<0.01
	Propham	µg/L					<0.05	<0.05	<0.05	<0.05	<0.05	-	<0.05	<0.05	<0.05	<0.05	<0.05	<0.05	<0.05
	Propiconazole	µg/L					<0.01	<0.01	<0.01	<0.01	<0.01	-	<0.01	<0.01	<0.01	<0.01	<0.01	<0.01	<0.01
	Propoxycarbazone-sodium	µg/L					<0.01	<0.01	<0.01	<0.05	<0.01	-	<0.05	<0.01	<0.03	<0.01	<0.01	<0.01	<0.01
	Pursuit	µg/L					<0.01	<0.01	<0.01	<0.01	<0.01	-	<0.01	<0.01	<0.01	<0.01	<0.01	<0.01	<0.01
	Pyriproxyfen	µg/L					<0.03	<0.03	<0.03	<0.03	<0.03	-	<0.03	<0.03	<0.03	<0.03	<0.03	<0.03	<0.03
	Quinclorac	µg/L					<0.02	<0.02	<0.02	<0.02	<0.02	-	<0.02	<0.02	<0.02	<0.02	<0.02	<0.02	<0.02
	Quinoxyfen	µg/L					<0.04	<0.04	<0.04	<0.04	<0.04	-	<0.04	<0.04	<0.04	<0.04	<0.04	<0.04	<0.04
	Savey	µg/L					<0.02	<0.02	<0.02	<0.02	<0.02	-	<0.02	<0.02	<0.02	<0.02	<0.02	<0.02	<0.02
	Sethoxydim	µg/L					<0.02	<0.02	<0.02	<0.02	<0.02	-	<0.02	<0.02	<0.02	<0.02	<0.02	<0.02	<0.02
	Simazine	µg/L	0.01		1[#2]	1[#2]	<0.01	<0.01	<0.01 - 0.013	<0.01 - 0.131	<0.01	-	<0.01	<0.01 - 0.0169	<0.01	<0.01	<0.01	<0.01	<0.01
	Tebuthiuron	µg/L					<0.02	<0.02	<0.02	<0.02	<0.02	-	<0.02	<0.02	<0.02	<0.02	<0.02	<0.02	<0.02
	Terbutryn	µg/L	0.01				<0.01	<0.01	<0.01	<0.01	<0.01	-	<0.01	<0.01	<0.01	<0.01	<0.01	<0.01	<0.01
	Terbuthylazine	µg/L					<0.01	<0.01	<0.01	<0.01	<0.01	-	-	<0.01	<0.01	<0.01	<0.01	<0.01	<0.01
	Terbutylazine	µg/L										-	<0.01						
	Phosalone	µg/L	0.01				<0.01	<0.01	<0.01	<0.01	<0.01	-	<0.01	<0.01	<0.01	<0.01	<0.01	<0.01	<0.01
	Phosphamidon	µg/L	0.01				<0.01	<0.01	<0.01	<0.01	<0.01	-	<0.01	<0.01	<0.01	<0.01	<0.01	<0.01	<0.01
	Thiobencarb	µg/L					<0.01	<0.01	<0.01	<0.01	<0.01	-	<0.01	<0.01	<0.01	<0.01	<0.01	<0.01	<0.01
	Thiophanate-methyl	µg/L					<0.03	<0.03	<0.03	<0.03	<0.03	-	<0.03	<0.03	<0.03	<0.03	<0.03	<0.03	<0.03
	Triadimefon	µg/L	0.01				<0.01	<0.01	<0.01	<0.02	<0.02	-	<0.01	<0.01	<0.01	<0.01	<0.01	<0.01	<0.01
	Triadimenol	µg/L					<0.01	<0.01	<0.01	<0.01	<0.01	-	<0.01	<0.01	<0.01	<0.01	<0.01	<0.01	<0.01
	Triallate	µg/L	0.01		0.25[#4]	0.25[#4]	<0.01	<0.01	<0.01	<0.05	<0.05	-	<0.05	<0.01	<0.01	<0.01	<0.01	<0.01	<0.01
	Triasulfuron	µg/L					<0.02	<0.02	<0.02	<0.02	<0.02	-	<0.02	<0.02	<0.02	<0.02	<0.02	<0.02	<0.02
	Tributyl phosphate	µg/L	0.01		50[#4]	50[#4]	-	-	-	-	<0.01	-	<0.01	-	-	-	-	-	-
	Triclopyr	µg/L					<0.03	<0.03	<0.03	<0.3	<0.03	-	<0.03	<0.03	<0.03	<0.03	<0.03	<0.03	<0.03
	Triclosan	µg/L					<0.15	<0.05	<0.25	<0.5	<0.05	-	<0.05	<0.1	<0.1	<0.1	<0.05	<0.05	<0.5
	Trifluralin	µg/L	0.01		0.03[#2]	0.03[#2]	<0.01	<0.01	<0.01	<0.01	<0.01	-	<0.01	<0.01	<0.01	<0.01	<0.01	<0.02	<0.01

						Location	BH03004	BH03004	BH03004	BH03004	BH03004	BH03005	BH03005	BH03005	BH03005	BH03005	BH03005	BH03005	BH03005
						Sampled_Date_Time	02/04/2020	24/04/2020	27/05/2020	19/06/2020	29/09/2020	10/12/2019	22/01/2020	12/03/2020	01/04/2020	24/04/2020	15/05/2020	19/06/2020	30/09/2020
						Sample_Depth_Avg	37	40	40	41	29.85	32.32	30.97	20	32	32	33	33	31.59
						Project_ID	LTC - Phase 2 LTM	LTC - Phase 2 LTM	LTC - Phase 2 LTM	LTC - Phase 2 LTM	LTC - Phase 2 LTM	LTC - Phase 2	LTC - Phase 2	LTC - Phase 2 LTM	LTC - Phase 2 LTM	LTC - Phase 2 LTM	LTC - Phase 2 LTM	LTC - Phase 2	LTC - Phase 2 LTM
				UK Drinking Water Standards	UK Estuaries and coastal waters EQS	UK Freshwater EQS													
Chem_Group	**Analyte**	**Units**	**MDL**																
	Tebuconazole	µg/L					<0.01	<0.01	<0.01	<0.01	<0.01	-	0.025	0.029	0.014	0.025	<0.01	<0.01	<0.01
	Telodrin	µg/L	0.01				<0.01	<0.01	<0.01	<0.1	<0.01	-	<0.01	<0.01	<0.01	<0.01	<0.01	<0.01	<0.01
	Triazophos	µg/L	0.01		0.005[#4]	0.005[#4]	<0.01	<0.01	<0.01	<0.02	<0.02	-	<0.02	<0.01	<0.01	<0.01	<0.02	<0.02	<0.02
	Tricyclazole	µg/L					<0.01	<0.01	<0.01	<0.01	<0.01	-	<0.01	<0.01	<0.01	<0.01	<0.01	<0.01	<0.01
Surrogate	Surrogate Value	%					-	-	-	-	-	-	-	-	-	-	-	-	-
SVOC TIC	SVOC TICS - Detect	Detect					0	0	0	1	0	-	0	-	-	-	-	-	-
	SVOC Tentatively Identified Compounds	µg/L	10				<10	<10	<20	1120	<200	-	<100	-	-	-	-	-	-
VOC TIC	VOC TICs - Detect	Detect					0	0	0	0	0	-	0	-	-	-	-	-	-
	VOC Tentatively Identified Compounds	µg/l	10				<10	<10	<10	<10	<10	-	<10	-	-	-	-	-	-
Other	Biochemical Oxygen Demand (5-day test)	µg/L	1000				-	-	-	-	<1000	-	-	-	-	-	-	-	2690
	Redox	mV					-	-	-	-	-	-	-	-	-	-	-	-	-
	Salinity (no units)	PSS-78										-	-						
	Conductivity @ 20oC	µS/cm	5				538	538	541	484	559	806	706	738	731	709	735	664	682
	Total Dissolved Solids (Filtered)	mg/L	10				406	447	433	479	400	-	-	-	534	630	625	660	579
	Biological Oxygen Demand	mg/L	1				<1	<1	<1	<1	-	19.5	3.99	<1	<1	<1	<1	<1	-
	Chemical Oxygen Demand	mg/L	7				<7	<7	135	148	94.6	339	235	33.3	11.7	<7	<7	18.6	13.8
	Dissolved Organic Carbon (Filtered)	µg/L	3000				<3000	<3000	<3000	6770	7160	16,700	5240	4980	3610	3900	5250	3730	3730
	pH (Lab)	pH_Units	1	6.5-9.5[#1]	6-8.5(MAC)[#46]	6-9(MAC)[#46]	7.39	7.49	7.97	7.8	7.44	7.43	7.46	7.39	7.48	7.58	7.43	7.69	7.54
	Total Organic Carbon	mg/l	3									-	-						

Environmental Standards Comments

							Location	BH03004	BH03004	BH03004	BH03004	BH03004	BH03005	BH03005	BH03005	BH03005	BH03005	BH03005	BH03005	BH03005
							Sampled_Date_Time	02/04/2020	24/04/2020	27/05/2020	19/06/2020	29/09/2020	10/12/2019	22/01/2020	12/03/2020	01/04/2020	24/04/2020	15/05/2020	19/06/2020	30/09/2020
							Sample_Depth_Avg	37	40	40	41	29.85	32.32	30.97	20	32	32	33	33	31.59
							Project_ID	LTC - Phase 2 LTM	LTC - Phase 2 LTM	LTC - Phase 2 LTM	LTC - Phase 2 LTM	LTC - Phase 2 LTM	LTC - Phase 2	LTC - Phase 2	LTC - Phase 2 LTM	LTC - Phase 2 LTM	LTC - Phase 2 LTM	LTC - Phase 2 LTM	LTC - Phase 2	LTC - Phase 2 LTM
				UK Drinking Water Standards	UK Estuaries and coastal waters EQS	UK Freshwater EQS														
Chem_Group	**Analyte**	**Units**	**MDL**																	

#1:Water Supply (Water Quality) Regulations 2016.
#2:Water Framework Directive (Standards and Classification) Directions (England and Wales) 2015.
#3:Operational Targets and EQS. EA, April 2018
#4:Water Framework Directive (Standards & Classification) Directions (England & Wales) 2015. Dissolved fraction.
#5:Water Framework Directive (Standards & Classification) Directions (England & Wales) 2015. Dissolved fraction. Lowest criteria presented (<40mg/l of CaCO3). See 'further assessment' if criteria exceeded and hardness (CaCO3) data available.
#6:Water Framework Directive (Standards and Classification) Directions (England and Wales) 2015. Dissolved Fraction. If hexavalent chromium (CrVI) data is available, a value of 4.7µg/l may be appropriate for the remaining trivalent chromium (CrIII).
#7:Operational Targets and EQS. EA, April 2018. Dissolved fraction.
#8:Water Framework Directive (Standards and Classification) Directions (England and Wales) 2015. Dissolved Fraction. If DOC >1mg/l then a higher criteria applies [3.76+(2.677x((DOC/2)-0.5))]
#9:Water Framework Directive (Standards & Classification) Directions (England & Wales) 2015. Dissolved & bioavailable (bio) fraction plus background. M-BAT tool to assess: http://wfduk.org/resources/rivers-lakes-metal-bioavailability-assessment-tool-m-bat
#10:Water Framework Directive (Standards & Classification) Directions (England & Wales) 2015. Bioavailable (bio) fraction. M-BAT tool to assess: http://wfduk.org/resources/rivers-lakes-metal-bioavailability-assessment-tool-m-bat
#11:Water Framework Directive (Standards and Classification) Directions (England and Wales) 2015. Dissolved Fraction. MAC adopted in absence of AA value.
#12:Guidelines for Drinking-water Quality, 4th Edition. WHO, 2011. Informal value.
#13:Operational Targets and EQS. EA, April 2018.
#14:Operational Targets and EQS. EA, April 2018. Lowest criteria presented (<200mg/l CaCO3). See 'further assessment' values if criteria exceeded and hardness (CaCO3) data available.
#15:Guidelines for Drinking-water Quality, 4th Edition. WHO, 2011. Based on taste rather than a formal guideline.
#16:Operational Targets and EQS. EA, April 2018. Dissolved plus ambient background concentration. For saltwater, an Ambient Background Concentration of 1.1 µg/l has been used.
#17:Water Framework Directive (Standards and Classification) Directions (England and Wales) 2015. Indicator of 'good' status (90%ile) - Ammonia standard for lakes and rivers (total ammonia as nitrogen).
#18:Operational Targets and EQS. EA, April 2018. Dissolved fraction. Lowest criteria presented (<50 mg/l CaCO3). See 'further assessment' values if criteria exceeded and hardness (CaCO3) data available.
#19:Water Supply (Water Quality) Regulations 2016. As NO3.
#20:Water Supply (Water Quality) Regulations 2016. As NO2

						Location	BH03004	BH03004	BH03004	BH03004	BH03004	BH03005	BH03005	BH03005	BH03005	BH03005	BH03005	BH03005	BH03005
						Sampled_Date_Time	02/04/2020	24/04/2020	27/05/2020	19/06/2020	29/09/2020	10/12/2019	22/01/2020	12/03/2020	01/04/2020	24/04/2020	15/05/2020	19/06/2020	30/09/2020
						Sample_Depth_Avg	37	40	40	41	29.85	32.32	30.97	20	32	32	33	33	31.59
						Project_ID	LTC - Phase 2 LTM	LTC - Phase 2 LTM	LTC - Phase 2 LTM	LTC - Phase 2 LTM	LTC - Phase 2 LTM	LTC - Phase 2	LTC - Phase 2	LTC - Phase 2 LTM	LTC - Phase 2 LTM	LTC - Phase 2 LTM	LTC - Phase 2 LTM	LTC - Phase 2	LTC - Phase 2 LTM
				UK Drinking Water Standards	UK Estuaries and coastal waters EQS	UK Freshwater EQS													
Chem_Group	**Analyte**	**Units**	**MDL**																

#21:Water Supply (Water Quality) Regulations 2016. As SO4.
#22:Water Supply (Water Quality) Regulations 2016. Value of 0.1µg/l for PAH split between four individual PAH. Requires summation of benzo(b)fluoranthene, benzo(k)fluoranthene, benzo(ghiperylene and indeno(123cd)pyrene to use 0.1µg/l value.
#23:Water Framework Directive (Standards and Classification) Directions (England and Wales) 2015. Benzo(a)pyrene can be considered as a marker for other PAH for comparison with the corresponding AA-EQS in water.
#24:No UK DWS for total petroleum hydrocarbons (TPH), or speciated TPH fractions. A value of 10 µg/l is adopted for sum TPH based on the rescinded Private Water Supply Regulations, 1991.
#25:No UK EQS for total petroleum hydrocarbons (TPH), or speciated TPH fractions. A value of 50 µg/l is adopted for sum TPH protection of surface water based on 50µg/l-1000µg/l (Surface Waters (Abstraction for Drinking Water) Regulations 1989).
#26:Guidelines for Drinking-water Quality, 4th Edition. WHO, 2011
#27:Proposed Environmental Quality Standard, in absence of legislative standard (Ayscough et al., 2002). https://assets.publishing.service.gov.uk/government/uploads/system/uploads/attachment_data/file/291223/sp2-115-tr4-e-e.pdf
#28:Guidelines for Drinking-water Quality, 4th Edition. WHO, 2011. Value of 500µg/l for sum xylenes split between isomers. Requires summation of m,p & o isomers to use 500µg/l value.
#29:Operational Targets and EQS. EA, April 2018. Value of 30µg/l for sum xylenes split between isomers. Requires summation of m,p & o isomers to use 30µg/l value.
#30:The taste and odour threshold of 15µg/l is commonly adopted as a guide.
#31:The taste and odour threshold of 15µg/l is commonly adopted as a guide. In situations where there is no risk to a drinking water supply or aquifer, a PNEC value of 2,600µg/l may be used.
#32:Water Framework Directive (Standards and Classification) Directions (England and Wales) 2015. Value of 140µg/l for tetrachloroethane split between 2 isomers. Requires summation of 2 isomers to use 140µg/l value.
#33:Guidelines for Drinking-water Quality, 4th Edition. WHO, 2011. In Scotland a value of 200µg/l is used (WAT-PS-10-01).
#34:US EPA Regional Screening Levels, May 2019. https://www.epa.gov/risk/regional-screening-levels-rsls-generic-tables
#35:Guidelines for Drinking-water Quality, 4th Edition. WHO, 2011. In Scotland a value of 7µg/l is used (WAT-PS-10-01).
#36:Water Supply (Water Quality) Regulations 2016. Value of 100µg/l for sum trihalomethanes split between individual compounds. Requires summation of chloroform, bromoform, chlorodibromomethane and bromodichloromethane to use 100µg/l value.
#37:Guidelines for Drinking-water Quality, 4th Edition. WHO, 2011. Value of 50µg/l for sum cis & trans-DCE split between isomers. Requires summation of cis & trans-DCE isomers to use 50µg/l value.
#38:Water Supply (Water Quality) Regulations 2016. Value of 10µg/l for sum of TCE & PCE split between individual compounds. Requires summation of TCE & PCE to use 10µg/l value.
#39:Water Framework Directive (Standards and Classification) Directions (England and Wales) 2015. Value of 0.4µg/l for sum isomers split between 3 isomers. Requires summation of isomers to use 0.4µg/l value.
#40:Water Framework Directive (Standards and Classification) Directions (England and Wales) 2015. Value of 20µg/l for sum isomers split between 3 isomers. Requires summation of isomers to use 20µg/l value.
#41:Position statement (WAT-PS-10-01), SEPA August 2014.
#42:Water Framework Directive (Standards and Classification) Directions (England and Wales) 2015. Value of 0.025µg/l for sum DDT isomers split between 4 isomers. Requires summation of 4 isomers to use 0.025µg/l value.
#43:Water Framework Directive (Standards and Classification) Directions (England and Wales) 2015. Value of 0.005µg/l for sum isomers split between 4 isomers. Requires summation of isomers to use 0.005µg/l value.
#44:Water Framework Directive (Standards and Classification) Directions (England and Wales) 2015. Value of 0.01µg/l for sum isomers split between 4 isomers. Requires summation of isomers to use 0.01µg/l value.
#45:Water Framework Directive (Standards and Classification) Directions (England and Wales) 2015. Relates to p,p-DDT (CAS 50-29-3)
#46:Operational Targets and EQS. EA, April 2018. Maximum Allowable Concentration (MAC) adopted in absence of Annual Average (AA) value.

Key

<0.6	Result MDL exceeds GAC
27.8	Result exceeds GAC
-	Determinand not tested for

Notes

Where a range is given a determinand has been analysed for by more than one method

						Location	BH03006	BH03006	BH03006	BH03006	BH03006	BH03006	BH03006	BH03006	BH04001	BH04001	BH04001	BH04001	BH04001	BH04001
						Sampled_Date_Time	10/12/2019	21/01/2020	12/03/2020	01/04/2020	24/04/2020	15/05/2020	19/06/2020	29/09/2020	27/11/2019	29/01/2020	06/03/2020	27/03/2020	28/04/2020	14/05/2020
						Sample_Depth_Avg	44.97	44.69	47	47	47	48	50.5	48.04	8.6	8.25	17	20	17	18
						Project_ID	LTC - Phase 2	LTC - Phase 2	LTC - Phase 2 LTM	LTC - Phase 2	LTC - Phase 2 LTM	LTC - Phase 2	LTC - Phase 2 LTM	LTC - Phase 2 LTM	LTC - Phase 2	LTC - Phase 2	LTC - Phase 2 LTM	LTC - Phase 2 LTM	LTC - Phase 2 LTM	LTC - Phase 2
				UK Drinking Water Standards	UK Estuaries and coastal waters EQS	UK Freshwater EQS														
Chem_Group	**Analyte**	**Units**	**MDL**																	
Metals	Antimony	µg/L	4	5[#1]			-	-	-	-	-	-	-	-	-	-	-	-	-	-
	Antimony (Filtered)	µg/L	1	5[#1]			-	-							-	-				
	Arsenic	µg/L	2	10[#1]	25[#2]	50[#2]	-	-	<2	2.28	<2	3.66	<2	<2	-	-	<2	<2	<2	<2
	Arsenic (Filtered)	µg/L	0.5	10[#1]	25[#2]	50[#2]	<0.5	<0.5	<0.5	<0.5	<0.5	<0.5	<0.5	<0.5	<0.5	<0.5	<0.5	<0.5	<0.5	<0.5
	Barium (Filtered)	µg/L	0.2	1300[#3]			-	-							-	-				
	Beryllium (Filtered)	µg/L	0.1				-	-							-	-				
	Boron	µg/L	20	1000[#1]	7000[#4]	2000[#4]	-	-	31.2	26.3	29.5	25.2	<20	24.2	-	-	23.1	27.6	35.1	29.5
	Boron (Filtered)	µg/L	10	1000[#1]	7000[#4]	2000[#4]	28.1	22.3	-	18.2	27.8	25.7	28.4	12.8	29	25.8	-	30.7	28.7	31.5
	Cadmium	µg/L	0.5	5[#1]	0.2[#5]	0.08[#6]	-	-	<0.5	<0.5	<0.5	<0.5	<0.5	<0.5	-	-	<0.5	<0.5	<0.5	<0.5
	Cadmium (Filtered)	µg/L	0.08	5[#1]	0.2[#5]	0.08[#6]	<0.08	<0.08	<0.08	<0.08	<0.08	<0.08	<0.08	<0.08	<0.08	<0.08	<0.08	<0.08	<0.08	<0.08
	Chromium (hexavalent) (Filtered)	µg/L	3		0.6[#5]	3.4[#5]	<3	<3	<3	<3	<3	<3	<3	<3	<3	<3	<3	<3	<3	<3
	Chromium	µg/L	3	50[#1]	0.6[#5]	3.4[#7]	-	-	3.17	7.68	8.66	13.3	8.58	<3	-	-	<3	<3	<3	<3
	Chromium (Filtered)	µg/L	1	50[#1]	0.6[#5]	3.4[#7]	<1	<1	<1	<1	<1	<1	<1	<1	<1	<1	<1	<1	<1	<1
	Chromium (Trivalent) (Filtered)	µg/L	3			4.7[#5]	<3	<3	<3	<3	<3	<3	<3	<3	<3	<3	<3	<3	<3	<3
	Cobalt (Filtered)	µg/L	0.5		3[#8]	3[#8]	<0.5	0.683	<0.5	<0.5	<0.5	<0.5	0.757	<0.5	<0.5	1.19	<0.5	<0.5	<0.5	<0.5
	Copper	µg/L	1	2000[#1]	3.76[#9]	1(bio)[#10]	-	-	-	12.5	9.27	17.7	9.43	2.66	-	-	-	<1	1.58	<1
	Copper (Filtered)	µg/L	0.3	2000[#1]	3.76[#9]	1(bio)[#10]	0.883	1.68	-	0.659	1.37	0.755	1.79	0.974	1.04	1.48	-	0.5	6.13	0.796
	Iron (Filtered)	µg/L	19	200[#1]	1000[#2]	1000[#2]	<19	<19	<19	<19	<19	<19	30.1	<19	<19	33.3	<19	<19	70	<19
	Lead	µg/L	1	10[#1]	1.3[#5]	1.2(bio)[#10]	-	-	-	-	-	-	-	-	-	-	-	-	-	-
	Lead (Filtered)	µg/L	0.2	10[#1]	1.3[#5]	1.2(bio)[#10]	<0.2	0.339	0.3	<0.2	<0.2	<0.2	0.523	<0.2	<0.2	1.19	<0.2	<0.2	0.666	<0.2
	Manganese	µg/L	1	50[#1]		123(bio)[#11]	-	-	120	368	217	647	277	88.3	-	-	8.5	7.28	11.5	7.07
	Manganese (Filtered)	µg/L	3	50[#1]		123(bio)[#11]	10.3	19.1	<3	<3	14.3	<3	8.23	<3	11.2	10.5	11.8	<3	16.2	4.6
	Mercury	µg/L	0.02	1[#1]	0.07(MAC)[#12]	0.07(MAC)[#12]	-	-	<0.02	0.0207	0.0206	0.0451	0.0201	<0.02	-	-	<0.02	<0.02	<0.02	<0.02
	Mercury (Filtered)	µg/L	0.01	1[#1]	0.07(MAC)[#12]	0.07(MAC)[#12]	<0.01	<0.01	<0.01	<0.01	<0.01	<0.01	<0.01	<0.01	<0.01	<0.01	<0.01	<0.01	<0.01	<0.01
	Molybdenum	µg/L	9	70[#13]			-	-	-	-	-	-	-	-	-	-	-	-	-	-
	Molybdenum (Filtered)	µg/L	3	70[#13]			-	-							-	-				
	Nickel	µg/L	1	20[#1]	8.6[#5]	4(bio)[#10]	-	-	4.87	9.94	9.1	16.3	10.3	3.54	-	-	2.99	2.98	3.69	2.68
	Nickel (Filtered)	µg/L	0.4	20[#1]	8.6[#5]	4(bio)[#10]	5.76	12.3	1.5	1.43	1.49	1.49	2.16	1.68	3.33	3.93	2.79	2.56	2.93	2.58

						Location	BH03006	BH03006	BH03006	BH03006	BH03006	BH03006	BH03006	BH03006	BH04001	BH04001	BH04001	BH04001	BH04001	BH04001
						Sampled_Date_Time	10/12/2019	21/01/2020	12/03/2020	01/04/2020	24/04/2020	15/05/2020	19/06/2020	29/09/2020	27/11/2019	29/01/2020	06/03/2020	27/03/2020	28/04/2020	14/05/2020
						Sample_Depth_Avg	44.97	44.69	47	47	47	48	50.5	48.04	8.6	8.25	17	20	17	18
						Project_ID	LTC - Phase 2	LTC - Phase 2	LTC - Phase 2 LTM	LTC - Phase 2	LTC - Phase 2 LTM	LTC - Phase 2	LTC - Phase 2 LTM	LTC - Phase 2 LTM	LTC - Phase 2	LTC - Phase 2	LTC - Phase 2 LTM	LTC - Phase 2 LTM	LTC - Phase 2 LTM	LTC - Phase 2
				UK Drinking Water Standards	UK Estuaries and coastal waters EQS	UK Freshwater EQS														
Chem_Group	**Analyte**	**Units**	**MDL**																	
	Selenium	µg/L	1	10[#1]			-	-	1.97	1.67	1.72	1.5	<1	1.09	-	-	1.73	1.63	1.54	1.68
	Selenium (Filtered)	µg/L	1	10[#1]			1.25	1.02	-	-	-	-	-	-	1.97	1.87	-	-	-	-
	Strontium (Filtered)	µg/L	1				-	-	-	397	384	390	414	356	-	-	-	568	560	613
	Vanadium	µg/L	5		100[#14]	20[#15]	-	-	-	-	-	-	-	-	-	-	-	-	-	-
	Vanadium (Filtered)	µg/L	1		100[#14]	20[#15]														
	Zinc	µg/L	5	3000[#16]	7.9[#17]	10.9(bio)[#10]	-	-	18.4	68.9	34.9	72.9	34.4	12.1	-	-	10.2	7.83	15.8	6.68
	Zinc (Filtered)	µg/L	1	3000[#16]	7.9[#17]	10.9(bio)[#10]	3.59	4.47	-	-	-	-	-	-	5.07	47.8	-	-	-	-
Inorganics	Total Hardness	mg/l	0.35				558	411	600	1400	755	2240	837	560	536	442	392	376	391	371
	Alkalinity (Bicarbonate as CaCO3)	mg/L	2				245	350	-	-	-	-	-	531	255	1150	-	-	-	-
	Alkalinity (Bicarbonate) as HCO3	mg/L	2				299	427	280	999	675	2440	1320	-	311	1400	287	482	464	479
	Alkalinity (total) as CaCO3	mg/L	2						229	819	553	2000	1080	435			235	395	380	393
	Ammoniacal Nitrogen as N (Filtered)	mg/L	0.01		0.021[#2]	0.6[#18]	0.0443	<0.01	0.0198	0.0311	0.0287	0.0679	0.0305	0.0206	0.051	0.0212	0.0715	0.014	0.0183	0.0536
	Ammoniacal Nitrogen as NH3	mg/L	0.2				-	-	-	-	-	-	-	-	-	-	-	-	-	-
	Ammoniacal Nitrogen as NH3 (Filtered)	mg/L	0.01				-	-	-	-	-	-	-	-	-	-	-	-	-	-
	Bromide (Filtered)	mg/L	0.06				-	-	-	0.109	0.0916	0.111	0.0991	0.132	-	-	-	0.13	<0.12	0.148
	Calcium (Filtered)	mg/L	0.2				109	111	112	118	113	111	117	107	132	132	134	129	128	136
	Chloride (Filtered)	mg/L	0.08	250[#1]		250[#4]	26.2	25.2	27.7	27	26.7	26.1	26	23.8	44.1	42.2	41.5	42.3	42.3	42.6
	Cyanide (Free) (Filtered)	µg/L	2.5	50[#1]	1[#2]	1[#2]	<2.5	<2.5	<2.5	<2.5	<2.5	<2.5	<2.5	<2.5	<2.5	<2.5	<2.5	<2.5	<2.5	<2.5
	Cyanide Total (Filtered)	µg/L	5	50[#1]	1[#2]	1[#2]	<5	<5	<5	<5	<5	<5	<5	<5	<5	<5	<5	<5	<5	<5
	cyanides-complex (Filtered)	µg/L	5	50[#1]	1[#2]	1[#2]	<5	<5	<5	<5	<5	<5	<5	<5	<5	<5	<5	<5	<5	<5
	Fluoride (Filtered)	µg/L	500	1500[#1]	5000[#8]	1000[#19]	<500	<500	<500	<500	<500	<500	<500	<500	<500	<500	<500	<500	<500	<500
	Iodide	mg/L					-	-	-	<0.1	<0.1	<0.1	<0.1	<0.1	-	-	-	<0.1	<0.1	<0.1
	Magnesium (Filtered)	mg/L	0.036				4.37	4.97	4.5	4.75	4.67	5.22	4.81	3.89	6.59	6.52	7.71	6.27	6.16	7.11
	Nitrate (as N) (Filtered)	mg/L	0.0677				17.1	19.4	73.1	76.7	74.6	75.4	76.8	79.2	16	17	76.9	79.4	86.9	86.5
	Nitrate (as NO3-) (Filtered)	mg/L	0.3	50(NO3)[#20]			75.6	85.7	-	-	-	-	-	-	70.9	75.2	-	-	-	-
	Nitrite (as NO2-) (Filtered)	mg/L	0.04	0.5(NO2)[#21]			-	-							-	-				
	Phosphorus	µg/L	20				-	-	-	491	234	821	338	144	-	-	-	42.1	36.1	35.8

						Location	BH03006	BH03006	BH03006	BH03006	BH03006	BH03006	BH03006	BH03006	BH04001	BH04001	BH04001	BH04001	BH04001	BH04001
						Sampled_Date_Time	10/12/2019	21/01/2020	12/03/2020	01/04/2020	24/04/2020	15/05/2020	19/06/2020	29/09/2020	27/11/2019	29/01/2020	06/03/2020	27/03/2020	28/04/2020	14/05/2020
						Sample_Depth_Avg	44.97	44.69	47	47	47	48	50.5	48.04	8.6	8.25	17	20	17	18
						Project_ID	LTC - Phase 2	LTC - Phase 2	LTC - Phase 2 LTM	LTC - Phase 2	LTC - Phase 2 LTM	LTC - Phase 2	LTC - Phase 2 LTM	LTC - Phase 2 LTM	LTC - Phase 2	LTC - Phase 2	LTC - Phase 2 LTM	LTC - Phase 2 LTM	LTC - Phase 2 LTM	LTC - Phase 2
				UK Drinking Water Standards	UK Estuaries and coastal waters EQS	UK Freshwater EQS														
Chem_Group	**Analyte**	**Units**	**MDL**																	
	Phosphorus (Filtered)	µg/L	10				-	-	-	14.6	16.8	<10	<10	10.3	-	-	-	11	16.7	<10
	Potassium (Filtered)	mg/L	0.2				1.72	1.99	1.52	1.87	2.05	1.74	1.98	1.42	2.69	2.64	2.52	2.47	2.45	2.62
	Sodium (Filtered)	mg/L	0.076	200[#1]			17.4	16.3	16	15.8	15.2	15.5	15.1	11	21.3	25.5	19.1	21.1	19.4	22.3
	Sulphate (Filtered)	mg/L	2	250(SO4)[#22]		400[#4]	13.9	19.6	29	30.4	27.9	26.6	25.1	18	58.4	61.6	60.3	63.8	66.9	63.4
	Orthophosphate as P (Filtered)	µg/L	20				<20	<20	<20	-	-	-	-	-	<20	<20	<20	-	-	-
PAH	Naphthalene	µg/L	0.01		2[#2]	2[#2]	<0.01	<0.01	<0.01	<0.01	<0.01	0.0133	<0.01	<0.01	<0.0136	<0.05	<0.01	<0.01	<0.01	<0.01
	Acenaphthene	µg/L	0.005			No UK EQS	<0.005	<0.005	<0.005	<0.005	<0.005	<0.005	<0.005	<0.005	<0.005	<0.025	<0.005	<0.005	<0.005	<0.005
	Acenaphthylene	µg/L	0.005			No UK EQS	<0.005	<0.005	<0.005	<0.005	<0.005	<0.005	<0.005	<0.005	<0.005	<0.025	<0.005	<0.005	<0.005	<0.005
	Fluoranthene	µg/L	0.005		0.0063[#2]	0.0063[#2]	<0.005	<0.005	<0.005	<0.005	<0.005	<0.005	<0.005	<0.005	0.0234	0.0537	<0.005	<0.005	<0.005	<0.005
	Anthracene	µg/L	0.005		0.1[#2]	0.1[#2]	<0.005	<0.005	<0.005	<0.005	<0.005	<0.005	<0.005	<0.005	<0.005	<0.025	<0.005	<0.005	<0.005	<0.005
	Phenanthrene	µg/L	0.005			No UK EQS	<0.005	<0.005	<0.005	<0.005	<0.005	<0.005	<0.005	<0.005	<0.005	<0.025	<0.005	<0.005	<0.005	<0.005
	Fluorene	µg/L	0.005			No UK EQS	<0.005	<0.005	<0.005	<0.005	<0.005	<0.005	<0.005	<0.005	<0.005	<0.025	<0.005	<0.005	<0.005	<0.005
	Chrysene	µg/L	0.005			No UK EQS	<0.005	<0.005	<0.005	<0.005	<0.005	<0.005	<0.005	<0.005	0.0141	<0.025	<0.005	<0.005	<0.005	<0.005
	Pyrene	µg/L	0.005			No UK EQS	<0.005	<0.005	<0.005	<0.005	<0.005	<0.005	<0.005	<0.005	0.0231	0.0511	<0.005	<0.005	<0.005	<0.005
	Benzo(a)anthracene	µg/L	0.005			No UK EQS	<0.005	<0.005	<0.005	<0.005	<0.005	<0.005	<0.005	<0.005	0.019	<0.025	<0.005	<0.005	<0.005	<0.005
	Benzo(b)fluoranthene	µg/L	0.005	0.025[#23]	See BaP[#24]	See BaP[#24]	<0.005	<0.005	<0.005	<0.005	<0.005	<0.005	<0.005	<0.005	0.0241	<0.025	<0.005	<0.005	<0.005	<0.005
	Benzo(k)fluoranthene	µg/L	0.005	0.025[#23]	See BaP[#24]	See BaP[#24]	<0.005	<0.005	<0.005	<0.005	<0.005	<0.005	<0.005	<0.005	0.01	<0.025	<0.005	<0.005	<0.005	<0.005
	Benzo(a)pyrene	µg/L	0.002	0.01[#1]	0.00017[#24]	0.00017[#24]	<0.002	<0.002	<0.002	<0.002	<0.002	<0.002	<0.002	<0.002	0.0165	<0.01	<0.002	<0.002	<0.002	<0.002
	Dibenz(a,h)anthracene	µg/L	0.005			No UK EQS	<0.005	<0.005	<0.005	<0.005	<0.005	<0.005	<0.005	<0.005	<0.005	<0.025	<0.005	<0.005	<0.005	<0.005
	Benzo(g,h,i)perylene	µg/L	0.005	0.025[#23]	See BaP[#24]	See BaP[#24]	<0.005	<0.005	<0.005	<0.005	<0.005	<0.005	<0.005	<0.005	<0.005	<0.025	<0.005	<0.005	<0.005	<0.005
	Indeno(1,2,3-c,d)pyrene	µg/L	0.005	0.025[#23]	See BaP[#24]	See BaP[#24]	<0.005	<0.005	<0.005	<0.005	<0.005	<0.005	<0.005	<0.005	<0.005	<0.025	<0.005	<0.005	<0.005	<0.005
	PAH 16 Total	µg/L	0.082				<0.082	<0.082	<0.082	<0.082	<0.082	<0.082	<0.082	<0.082	0.13	<0.41	<0.082	<0.082	<0.082	<0.082
TPH CWG	>C5-C6 Aliphatics	µg/L	10	See TPH	See TPH	See TPH	<10	<10	<10	<10	<10	<10	<10	<10	<10	<10	<10	<10	<10	<10
	>C6-C8 Aliphatics	µg/L	10	See TPH	See TPH	See TPH	<10	<10	<10	<10	<10	<10	<10	<10	<10	<10	<10	<10	<10	<10
	>C8-C10 Aliphatics	µg/L	10	See TPH	See TPH	See TPH	<10	<10	<10	<10	<10	<10	<10	<10	<10	<10	<10	<10	<10	<10
	>C10-C12 Aliphatics	µg/L	10	See TPH	See TPH	See TPH	<10	<10	<10	<10	<10	<10	<10	<10	<10	<10	<10	<10	<10	<10
	>C12-C16 Aliphatics	µg/L	10	See TPH	See TPH	See TPH	<10	<10	<10	<10	<10	<10	<10	<10	<10	<50	<10	<10	<10	<10

						Location	BH03006	BH03006	BH03006	BH03006	BH03006	BH03006	BH03006	BH03006	BH04001	BH04001	BH04001	BH04001	BH04001	BH04001
						Sampled_Date_Time	10/12/2019	21/01/2020	12/03/2020	01/04/2020	24/04/2020	15/05/2020	19/06/2020	29/09/2020	27/11/2019	29/01/2020	06/03/2020	27/03/2020	28/04/2020	14/05/2020
						Sample_Depth_Avg	44.97	44.69	47	47	47	48	50.5	48.04	8.6	8.25	17	20	17	18
						Project_ID	LTC - Phase 2	LTC - Phase 2	LTC - Phase 2 LTM	LTC - Phase 2	LTC - Phase 2 LTM	LTC - Phase 2	LTC - Phase 2 LTM	LTC - Phase 2 LTM	LTC - Phase 2	LTC - Phase 2	LTC - Phase 2 LTM	LTC - Phase 2 LTM	LTC - Phase 2 LTM	LTC - Phase 2
				UK Drinking Water Standards	UK Estuaries and coastal waters EQS	UK Freshwater EQS														
Chem_Group	**Analyte**	**Units**	**MDL**																	
	>C16-C21 Aliphatics	µg/L	10	See TPH	See TPH	See TPH	<10	<10	<10	<10	<10	<10	<10	<10	<10	<50	<10	<10	<10	<10
	>C21-C35 Aliphatics	µg/L	10	See TPH	See TPH	See TPH	101	<10	<10	35	<10	41	<10	<10	<10	<50	<10	<10	<10	<10
	>C16-C35 Aliphatics	µg/L	10				101	<10	<10	35	<10	41	<10	<10	<10	<50	<10	<10	<10	<10
	Total Aliphatics >C12-C35	µg/L	10				101	<10	<10	35	<10	41	<10	<10	<10	<50	<10	<10	<10	<10
	>EC5-EC7 Aromatics	µg/L	10						-	-	-	-	-	-			-	-	-	-
	>EC6-EC7 Aromatics	µg/L	10				<10	<10	<10	<10	<10	<10	<10	<10	<10	<10	<10	<10	<10	<10
	>EC7-EC8 Aromatics	µg/L	10	See TPH	See TPH	See TPH	<10	<10	<10	<10	<10	<10	<10	<10	<10	<10	<10	<10	<10	<10
	>EC8-EC10 Aromatics	µg/L	10	See TPH	See TPH	See TPH	<10	<10	<10	<10	<10	<10	<10	<10	<10	<10	<10	<10	<10	<10
	>EC10-EC12 Aromatics	µg/L	10	See TPH	See TPH	See TPH	<10	<10	<10	<10	<10	<10	<10	<10	<10	<10	<10	<10	<10	<10
	>EC12-EC16 Aromatics	µg/L	10	See TPH	See TPH	See TPH	<10	<10	<10	<10	<10	<10	<10	<10	<10	<50	<10	<10	<10	<10
	>EC16-EC21 Aromatics	µg/L	10	See TPH	See TPH	See TPH	<10	<10	<10	<10	<10	<10	<10	<10	<10	<50	<10	<10	<10	<10
	>EC21-EC35 Aromatics	µg/L	10	See TPH	See TPH	See TPH	<10	<10	<10	<10	<10	<10	44	<10	<10	<50	<10	<10	<10	<10
	Total Aromatics >EC12-EC35	µg/L	10				<10	<10	<10	<10	<10	<10	44	<10	<10	<50	<10	<10	<10	<10
	TPH >C5-C35 Aliphatics/Aromatics	µg/L	10	|10[#25]	|50[#26]	|50[#26]	101	<10	<10	35	<10	41	44	<10	<10	<10	<10	<10	<10	<10
TPH	GRO >C5-12	µg/L	50				<50	<50	<50	<50	<50	<50	<50	<50	<50	<50	<50	<50	<50	<50
BTEX and MTBE	Benzene	µg/L	1	1[#1]	8[#2]	10[#2]	<7	<7	<7	<7	<7	<7	<7	<7	<7	<7	<7	<7	<7	<7
	Toluene	µg/L	1	700[#3]	74[#2]	74[#2]	<4	<4	<4	<4	<4	<4	<4	<4	<4	<4	<4	<4	<4	<4
	Ethylbenzene	µg/L	1	300[#3]	20[#27]	20[#27]	<5	<5	<5	<5	<5	<5	<5	<5	<5	<5	<5	<5	<5	<5
	Xylene (m & p)	µg/L	1	250[#28]	15[#29]	15[#29]	<8	<8	<8	<8	<8	<8	<8	<8	<8	<8	<8	<8	<8	<8
	Xylene (o)	µg/L	1	250[#28]	15[#29]	15[#29]	<3	<3	<3	<3	<3	<3	<3	<3	<3	<3	<3	<3	<3	<3
	Xylene Total	µg/L	2	500[#3]	30[#4]	30[#4]	<11	<11	<11	<11	<11	<11	<11	<11	<11	<11	<11	<11	<11	<11
	MTBE	µg/L	1	15[#30]	15[#30]	15[#31]	<3	<3	<3	<3	<3	<3	<3	<3	<3	<3	<3	<3	<3	<3
	Total BTEX	µg/L	28				<28	<28	<28	<28	<28	<28	<28	<28	<28	<28	<28	<28	<28	<28
VOC	Styrene	µg/L	1		50[#4]	50[#4]	-	-	-	-	-	-	-	-	-	-	-	-	-	-
	cis-1,3-dichloropropene	µg/L	1				-	-	-	-	-	-	-	-	-	-	-	-	-	-
	trans-1,3-dichloropropene	µg/L	1				-	-	-	-	-	-	-	-	-	-	-	-	-	-
	1,1,1,2-tetrachloroethane	µg/L	1			70[#32]	-	-	-	-	-	-	-	-	-	-	-	-	-	-

						Location	BH03006	BH03006	BH03006	BH03006	BH03006	BH03006	BH03006	BH03006	BH04001	BH04001	BH04001	BH04001	BH04001	BH04001
						Sampled_Date_Time	10/12/2019	21/01/2020	12/03/2020	01/04/2020	24/04/2020	15/05/2020	19/06/2020	29/09/2020	27/11/2019	29/01/2020	06/03/2020	27/03/2020	28/04/2020	14/05/2020
						Sample_Depth_Avg	44.97	44.69	47	47	47	48	50.5	48.04	8.6	8.25	17	20	17	18
						Project_ID	LTC - Phase 2	LTC - Phase 2	LTC - Phase 2 LTM	LTC - Phase 2	LTC - Phase 2 LTM	LTC - Phase 2	LTC - Phase 2 LTM	LTC - Phase 2 LTM	LTC - Phase 2	LTC - Phase 2	LTC - Phase 2 LTM	LTC - Phase 2 LTM	LTC - Phase 2 LTM	LTC - Phase 2
				UK Drinking Water Standards	UK Estuaries and coastal waters EQS	UK Freshwater EQS														
Chem_Group	**Analyte**	**Units**	**MDL**																	
	1,1,1-trichloroethane	µg/L	1	2000[#33]	100[#4]	100[#4]	-	-	-	-	-	-	-	-	-	-	-	-	-	-
	1,1,2,2-tetrachloroethane	µg/L	1			70[#32]	-	-	-	-	-	-	-	-	-	-	-	-	-	-
	1,1,2-trichloroethane	µg/L	1		300[#4]	400[#4]	-	-	-	-	-	-	-	-	-	-	-	-	-	-
	1,1-dichloroethane	µg/L	1	2.8[#34]			-	-	-	-	-	-	-	-	-	-	-	-	-	-
	1,1-dichloroethene	µg/L	1	140[#35]			-	-	-	-	-	-	-	-	-	-	-	-	-	-
	1,1-dichloropropene	µg/L	1				-	-	-	-	-	-	-	-	-	-	-	-	-	-
	1,2,3-trichloropropane	µg/L	1				-	-	-	-	-	-	-	-	-	-	-	-	-	-
	1,2,4-trimethylbenzene	µg/L	1				-	-	-	-	-	-	-	-	-	-	-	-	-	-
	1,2-dibromo-3-chloropropane	µg/L	1				-	-	-	-	-	-	-	-	-	-	-	-	-	-
	1,2-dibromoethane	µg/L	1				-	-	-	-	-	-	-	-	-	-	-	-	-	-
	1,2-dichloroethane	µg/L	1	3[#1]	10[#2]	10[#2]	-	-	-	-	-	-	-	-	-	-	-	-	-	-
	1,2-dichloropropane	µg/L	1				-	-	-	-	-	-	-	-	-	-	-	-	-	-
	1,3,5-trimethylbenzene	µg/L	1				-	-	-	-	-	-	-	-	-	-	-	-	-	-
	1,3-dichloropropane	µg/L	1				-	-	-	-	-	-	-	-	-	-	-	-	-	-
	2,2-dichloropropane	µg/L	1				-	-	-	-	-	-	-	-	-	-	-	-	-	-
	2-chlorotoluene	µg/L	1				-	-	-	-	-	-	-	-	-	-	-	-	-	-
	4-chlorotoluene	µg/L	1				-	-	-	-	-	-	-	-	-	-	-	-	-	-
	Bromobenzene	µg/L	1				-	-	-	-	-	-	-	-	-	-	-	-	-	-
	Bromochloromethane	µg/L	1				-	-	-	-	-	-	-	-	-	-	-	-	-	-
	Bromodichloromethane	µg/L	1	25[#36]			-	-	-	-	-	-	-	-	-	-	-	-	-	-
	Bromoform	µg/L	1	25[#36]			-	-	-	-	-	-	-	-	-	-	-	-	-	-
	Bromomethane	µg/L	1				-	-	-	-	-	-	-	-	-	-	-	-	-	-
	Carbon disulfide	µg/L	1				-	-	-	-	-	-	-	-	-	-	-	-	-	-
	Carbon tetrachloride	µg/L	1	3[#1]	12[#2]	12[#2]	-	-	-	-	-	-	-	-	-	-	-	-	-	-
	Chlorodibromomethane	µg/L	1	25[#36]			-	-	-	-	-	-	-	-	-	-	-	-	-	-
	Chloroethane	µg/L	1				-	-	-	-	-	-	-	-	-	-	-	-	-	-
	Chloroform	µg/L	1	25[#36]	2.5[#2]	2.5[#2]	-	-	-	-	-	-	-	-	-	-	-	-	-	-

						Location	BH03006	BH03006	BH03006	BH03006	BH03006	BH03006	BH03006	BH03006	BH04001	BH04001	BH04001	BH04001	BH04001	BH04001
						Sampled_Date_Time	10/12/2019	21/01/2020	12/03/2020	01/04/2020	24/04/2020	15/05/2020	19/06/2020	29/09/2020	27/11/2019	29/01/2020	06/03/2020	27/03/2020	28/04/2020	14/05/2020
						Sample_Depth_Avg	44.97	44.69	47	47	47	48	50.5	48.04	8.6	8.25	17	20	17	18
						Project_ID	LTC - Phase 2	LTC - Phase 2	LTC - Phase 2 LTM	LTC - Phase 2	LTC - Phase 2 LTM	LTC - Phase 2	LTC - Phase 2 LTM	LTC - Phase 2 LTM	LTC - Phase 2	LTC - Phase 2	LTC - Phase 2 LTM	LTC - Phase 2 LTM	LTC - Phase 2 LTM	LTC - Phase 2
				UK Drinking Water Standards	UK Estuaries and coastal waters EQS	UK Freshwater EQS														
Chem_Group	**Analyte**	**Units**	**MDL**																	
	Chloromethane	µg/L	1				-	-	-	-	-	-	-	-	-	-	-	-	-	-
	cis-1,2-dichloroethene	µg/L	1	25[#37]			-	-	-	-	-	-	-	-	-	-	-	-	-	-
	Dibromomethane	µg/L	1				-	-	-	-	-	-	-	-	-	-	-	-	-	-
	Dichlorodifluoromethane	µg/L	1				-	-	-	-	-	-	-	-	-	-	-	-	-	-
	Dichloromethane	µg/L	3		20[#2]	20[#2]	-	-	-	-	-	-	-	-	-	-	-	-	-	-
	Isopropylbenzene	µg/L	1				-	-	-	-	-	-	-	-	-	-	-	-	-	-
	n-butylbenzene	µg/L	1				-	-	-	-	-	-	-	-	-	-	-	-	-	-
	n-propylbenzene	µg/L	1				-	-	-	-	-	-	-	-	-	-	-	-	-	-
	p-isopropyltoluene	µg/L	1				-	-	-	-	-	-	-	-	-	-	-	-	-	-
	sec-butylbenzene	µg/L	1				-	-	-	-	-	-	-	-	-	-	-	-	-	-
	Trichloroethene	µg/L	1	5[#38]	10[#2]	10[#2]	-	-	-	-	-	-	-	-	-	-	-	-	-	-
	tert-butylbenzene	µg/L	1				-	-	-	-	-	-	-	-	-	-	-	-	-	-
	Tetrachloroethene	µg/L	1	5[#38]	10[#2]	10[#2]	-	-	-	-	-	-	-	-	-	-	-	-	-	-
	trans-1,2-dichloroethene	µg/L	1	25[#37]			-	-	-	-	-	-	-	-	-	-	-	-	-	-
	Trichlorofluoromethane	µg/L	1				-	-	-	-	-	-	-	-	-	-	-	-	-	-
	Vinyl chloride	µg/L	1	0.5[#1]			-	-	-	-	-	-	-	-	-	-	-	-	-	-
	tert-Amyl methyl ether	µg/L	1				-	-	-	-	-	-	-	-	-	-	-	-	-	-
VOC/SVOC	1,2,3-trichlorobenzene	µg/L	0.01		0.13[#39]	0.13[#39]	-	-	<0.01	<0.01	<0.01	<0.01	<0.01	<0.01	-	-	-	-	-	-
	1,2,4-trichlorobenzene	µg/L	0.01		0.13[#39]	0.13[#39]	-	-	<0.01	<0.01	<0.01	<0.01	<0.01	<0.01	-	-	-	-	-	-
	1,2-dichlorobenzene	µg/L	1		6.7[#40]	6.7[#40]	-	-	-	-	-	-	-	-	-	-	-	-	-	-
	1,3,5-Trichlorobenzene	µg/L	0.01		0.13[#39]	0.13[#39]	-	-	<0.01	<0.01	<0.01	<0.01	<0.01	<0.01	-	-	-	-	-	-
	1,3-dichlorobenzene	µg/L	1		6.7[#40]	6.7[#40]	-	-	-	-	-	-	-	-	-	-	-	-	-	-
	1,4-dichlorobenzene	µg/L	1		6.7[#40]	6.7[#40]	-	-	-	-	-	-	-	-	-	-	-	-	-	-
	Chlorobenzene	µg/L	1	100[#41]			-	-	-	-	-	-	-	-	-	-	-	-	-	-
	Hexachlorobutadiene	µg/L	0.01		0.6(MAC)[#12]	0.6(MAC)[#12]	-	-	<0.01	<0.01	<0.01	<0.01	<0.01	<0.01	-	-	-	-	-	-
SVOC	4-bromophenyl phenyl ether	µg/L	1				-	-	-	-	-	-	-	-	-	-	-	-	-	-
	4-nitroaniline	µg/L	1				-	-	-	-	-	-	-	-	-	-	-	-	-	-

						Location	BH03006	BH03006	BH03006	BH03006	BH03006	BH03006	BH03006	BH03006	BH04001	BH04001	BH04001	BH04001	BH04001	BH04001
						Sampled_Date_Time	10/12/2019	21/01/2020	12/03/2020	01/04/2020	24/04/2020	15/05/2020	19/06/2020	29/09/2020	27/11/2019	29/01/2020	06/03/2020	27/03/2020	28/04/2020	14/05/2020
						Sample_Depth_Avg	44.97	44.69	47	47	47	48	50.5	48.04	8.6	8.25	17	20	17	18
						Project_ID	LTC - Phase 2	LTC - Phase 2	LTC - Phase 2 LTM	LTC - Phase 2	LTC - Phase 2 LTM	LTC - Phase 2	LTC - Phase 2 LTM	LTC - Phase 2 LTM	LTC - Phase 2	LTC - Phase 2	LTC - Phase 2 LTM	LTC - Phase 2 LTM	LTC - Phase 2 LTM	LTC - Phase 2
				UK Drinking Water Standards	UK Estuaries and coastal waters EQS	UK Freshwater EQS														
Chem_Group	**Analyte**	**Units**	**MDL**																	
	4-nitrophenol	µg/L	1				-	-	-	-	-	-	-	-	-	-	-	-	-	-
	2,4,5-trichlorophenol	µg/L	1				-	-	-	-	-	-	-	-	-	-	-	-	-	-
	2,4,6-trichlorophenol	µg/L	1				-	-	-	-	-	-	-	-	-	-	-	-	-	-
	2,4-dichlorophenol	µg/L	1		0.42[#2]	4.2[#2]	-	-	-	-	-	-	-	-	-	-	-	-	-	-
	2,4-dimethylphenol	µg/L	1				-	-	-	-	-	-	-	-	-	-	-	-	-	-
	2,4-dinitrotoluene	µg/L	1				-	-	-	-	-	-	-	-	-	-	-	-	-	-
	2,6-dinitrotoluene	µg/L	1				-	-	-	-	-	-	-	-	-	-	-	-	-	-
	2-chloronaphthalene	µg/L	1				-	-	-	-	-	-	-	-	-	-	-	-	-	-
	2-chlorophenol	µg/L	1		50[#4]	50[#4]	-	-	-	-	-	-	-	-	-	-	-	-	-	-
	2-methylnaphthalene	µg/L	1				-	-	-	-	-	-	-	-	-	-	-	-	-	-
	2-methylphenol	µg/L	1				-	-	-	-	-	-	-	-	-	-	-	-	-	-
	2-nitroaniline	µg/L	1				-	-	-	-	-	-	-	-	-	-	-	-	-	-
	2-nitrophenol	µg/L	1				-	-	-	-	-	-	-	-	-	-	-	-	-	-
	3-nitroaniline	µg/L	1				-	-	-	-	-	-	-	-	-	-	-	-	-	-
	4,6-Dinitro-2-methylphenol	µg/L					-	<0.03	<0.03	<0.03	<0.03	<0.03	<0.3	<0.03	-	-	-	-	-	-
	4-chloro-3-methylphenol	µg/L	1		40[#4]	40[#4]	-	-	-	-	-	-	-	-	-	-	-	-	-	-
	4-chloroaniline	µg/L	1				-	-	-	-	-	-	-	-	-	-	-	-	-	-
	4-chlorophenyl phenyl ether	µg/L	1				-	-	-	-	-	-	-	-	-	-	-	-	-	-
	4-methylphenol	µg/L	1				-	-	-	-	-	-	-	-	-	-	-	-	-	-
	Azobenzene	µg/L	1				-	-	-	-	-	-	-	-	-	-	-	-	-	-
	Bis(2-chloroethoxy) methane	µg/L	1				-	-	-	-	-	-	-	-	-	-	-	-	-	-
	Bis(2-chloroethyl)ether	µg/L	1				-	-	-	-	-	-	-	-	-	-	-	-	-	-
	Bis(2-ethylhexyl) phthalate	µg/L	2		1.3[#2]	1.3[#2]	-	-	-	-	-	-	-	-	-	-	-	-	-	-
	Butyl benzyl phthalate	µg/L	1		0.75[#2]	7.5[#2]	-	-	-	-	-	-	-	-	-	-	-	-	-	-
	Carbazole	µg/L	1				-	-	-	-	-	-	-	-	-	-	-	-	-	-
	Dibenzofuran	µg/L	1				-	-	-	-	-	-	-	-	-	-	-	-	-	-
	Diethylphthalate	µg/L	1		200[#4]	200[#4]	-	-	-	-	-	-	-	-	-	-	-	-	-	-

						Location	BH03006	BH03006	BH03006	BH03006	BH03006	BH03006	BH03006	BH03006	BH04001	BH04001	BH04001	BH04001	BH04001	BH04001
						Sampled_Date_Time	10/12/2019	21/01/2020	12/03/2020	01/04/2020	24/04/2020	15/05/2020	19/06/2020	29/09/2020	27/11/2019	29/01/2020	06/03/2020	27/03/2020	28/04/2020	14/05/2020
						Sample_Depth_Avg	44.97	44.69	47	47	47	48	50.5	48.04	8.6	8.25	17	20	17	18
						Project_ID	LTC - Phase 2	LTC - Phase 2	LTC - Phase 2 LTM	LTC - Phase 2	LTC - Phase 2 LTM	LTC - Phase 2	LTC - Phase 2 LTM	LTC - Phase 2 LTM	LTC - Phase 2	LTC - Phase 2	LTC - Phase 2 LTM	LTC - Phase 2 LTM	LTC - Phase 2 LTM	LTC - Phase 2
				UK Drinking Water Standards	UK Estuaries and coastal waters EQS	UK Freshwater EQS														
Chem_Group	**Analyte**	**Units**	**MDL**																	
	Dimethyl phthalate	µg/L	1		800[#4]	800[#4]	-	-	-	-	-	-	-	-	-	-	-	-	-	-
	Di-n-butyl phthalate	µg/L	1		8[#4]	8[#4]	-	-	-	-	-	-	-	-	-	-	-	-	-	-
	Di-n-octyl phthalate	µg/L	5		20[#4]	20[#4]	-	-	-	-	-	-	-	-	-	-	-	-	-	-
	Hexachlorobenzene	µg/L	0.01		0.05(MAC)[#12]	0.05(MAC)[#12]	-	<0.01	<0.01	<0.01	<0.01	<0.01	<0.01	<0.01	-	-	-	-	-	-
	Hexachlorocyclopentadiene	µg/L	1				-	-	-	-	-	-	-	-	-	-	-	-	-	-
	Hexachloroethane	µg/L	1				-	-	-	-	-	-	-	-	-	-	-	-	-	-
	Isophorone	µg/L	1				-	-	-	-	-	-	-	-	-	-	-	-	-	-
	Nitrobenzene	µg/L	1				-	-	-	-	-	-	-	-	-	-	-	-	-	-
	N-nitrosodi-n-propylamine	µg/L	1				-	-	-	-	-	-	-	-	-	-	-	-	-	-
	Pentachlorobenzene	µg/L	0.01		0.0007[#2]	0.007[#2]	-	<0.01	<0.01	<0.01	<0.01	<0.02	<0.02	<0.01	-	-	-	-	-	-
	Pentachloronitrobenzene	µg/L	0.01				-	<0.01	<0.01	<0.01	<0.01	<0.02	<0.02	<0.01	-	-	-	-	-	-
	Pentachlorophenol	µg/L	1		0.4[#2]	0.4[#2]	-	-	-	-	-	-	-	-	-	-	-	-	-	-
PCB	Heptachlorobiphenyl, 2,3,3,4,4,5,5- (PCB 189)	µg/L	0.015				-	-	-	<0.015	<0.015	<0.015	<0.015	<0.015	-	-	-	-	-	-
	Hexachlorobiphenyl, 2,3,3,4,4,5- (PCB 156)	µg/L	0.015				-	-	-	<0.015	<0.015	<0.015	<0.015	<0.015	-	-	-	-	-	-
	Hexachlorobiphenyl, 2,3,3,4,4,5- (PCB 157)	µg/L	0.015				-	-	-	<0.015	<0.015	<0.015	<0.015	<0.015	-	-	-	-	-	-
	Hexachlorobiphenyl, 2,3,4,4,5,5- (PCB 167)	µg/L	0.015				-	-	-	<0.015	<0.015	<0.015	<0.015	<0.015	-	-	-	-	-	-
	Hexachlorobiphenyl, 3,3,4,4,5,5- (PCB 169)	µg/L	0.015				-	-	-	<0.015	<0.015	<0.015	<0.015	<0.015	-	-	-	-	-	-
	PCB 101	µg/L	0.015				-	-	-	<0.015	<0.015	<0.015	<0.015	<0.015	-	-	-	-	-	-
	PCB 118	µg/L	0.015				-	-	-	<0.015	<0.015	<0.015	<0.015	<0.015	-	-	-	-	-	-
	PCB 138	µg/L	0.015				-	-	-	<0.015	<0.015	<0.015	<0.015	<0.015	-	-	-	-	-	-
	PCB 153	µg/L	0.015				-	-	-	<0.015	<0.015	<0.015	<0.015	<0.015	-	-	-	-	-	-
	PCB 180	µg/L	0.015				-	-	-	<0.015	<0.015	<0.015	<0.015	<0.015	-	-	-	-	-	-
	PCB 28	µg/L	0.015				-	-	-	<0.015	<0.015	<0.015	<0.015	<0.015	-	-	-	-	-	-
	PCB 52	µg/L	0.015				-	-	-	<0.015	<0.015	<0.015	<0.015	<0.015	-	-	-	-	-	-
	Pentachlorobiphenyl, 2,3,3,4,4- (PCB 105)	µg/L	0.015				-	-	-	<0.015	<0.015	<0.015	<0.015	<0.015	-	-	-	-	-	-
	Pentachlorobiphenyl, 2,3,4,4,5- (PCB 114)	µg/L	0.015				-	-	-	<0.015	<0.015	<0.015	<0.015	<0.015	-	-	-	-	-	-
	Pentachlorobiphenyl, 2,3,4,4,5- (PCB 123)	µg/L	0.015				-	-	-	<0.015	<0.015	<0.015	<0.015	<0.015	-	-	-	-	-	-

						Location	BH03006	BH03006	BH03006	BH03006	BH03006	BH03006	BH03006	BH03006	BH04001	BH04001	BH04001	BH04001	BH04001	BH04001
						Sampled_Date_Time	10/12/2019	21/01/2020	12/03/2020	01/04/2020	24/04/2020	15/05/2020	19/06/2020	29/09/2020	27/11/2019	29/01/2020	06/03/2020	27/03/2020	28/04/2020	14/05/2020
						Sample_Depth_Avg	44.97	44.69	47	47	47	48	50.5	48.04	8.6	8.25	17	20	17	18
						Project_ID	LTC - Phase 2	LTC - Phase 2	LTC - Phase 2 LTM	LTC - Phase 2	LTC - Phase 2 LTM	LTC - Phase 2	LTC - Phase 2 LTM	LTC - Phase 2 LTM	LTC - Phase 2	LTC - Phase 2	LTC - Phase 2 LTM	LTC - Phase 2 LTM	LTC - Phase 2 LTM	LTC - Phase 2
				UK Drinking Water Standards	UK Estuaries and coastal waters EQS	UK Freshwater EQS														
Chem_Group	**Analyte**	**Units**	**MDL**																	
	Pentachlorobiphenyl, 3,3,4,4,5- (PCB 126)	µg/L	0.015				-	-	-	<0.015	<0.015	<0.015	<0.015	<0.015	-	-	-	-	-	-
	Tetrachlorobiphenyl, 3,3,4,4- (PCB 77)	µg/L	0.015				-	-	-	<0.015	<0.015	<0.015	<0.015	<0.015	-	-	-	-	-	-
	Tetrachlorobiphenyl, 3,4,4,5- (PCB 81)	µg/L	0.015				-	-	-	<0.015	<0.015	<0.015	<0.015	<0.015	-	-	-	-	-	-
	Total PCB 7 Congeners	µg/L	0.105				-	-	-	<0.105	<0.105	<0.105	<0.105	<0.105	-	-	-	-	-	-
Phenolics	Xylenols (Filtered)	µg/L	0.5				<0.5	<0.5	<0.5	<0.5	<0.5	<0.5	1.05	<0.5	<0.5	<0.5	<0.5	<0.5	<0.5	<0.5
	Cresol Total (Filtered)	µg/L	0.5				<0.5	<0.5	<0.5	<0.5	<0.5	<0.5	<0.5	<0.5	0.68	<0.5	<0.5	<0.5	<0.5	<0.5
	Phenol	µg/L	1	5800[#34]	7.7[#2]	7.7[#2]	-	-	-	-	-	-	-	-	-	-	-	-	-	-
	Phenol (Filtered)	µg/L	0.5	5800[#34]	7.7[#2]	7.7[#2]	<0.5	<0.5	<0.5	<0.5	<0.5	<0.5	<0.5	<0.5	<0.5	<0.5	<0.5	<0.5	<0.5	<0.5
	Phenols Monohydric (Filtered)	µg/L	0.5				<0.5	<0.5	<0.5	<0.5	<0.5	<0.5	1.05	<0.5	0.68	<0.5	<0.5	<0.5	<0.5	<0.5
Organotins	Tributyltin	µg/L	0.001		0.0002[#2]	0.0002[#2]	-	-	-	<0.0015	<0.001	<0.001	<0.001	<0.001	-	-	-	-	-	-
Biological	Coliforms Total (Confirmed)	CFU/100mL					-	-	-	-	-	-	-	-	-	-	-	-	-	-
	Coliforms Total (Presumptive)	CFU/100mL					-	-	-	-	-	-	-	-	-	-	-	-	-	-
	Escherichia coli (Confirmed)	CFU/100mL					-	-	-	-	-	-	-	-	-	-	-	-	-	-
	Escherichia coli (Presumptive)	CFU/100mL					-	-	-	-	-	-	-	-	-	-	-	-	-	-
	Faecal streptococci (Confirmed)	CFU/100mL					-	-	-	-	-	-	-	-	-	-	-	-	-	-
	Faecal streptococci (Presumptive)	CFU/100mL					-	-	-	-	-	-	-	-	-	-	-	-	-	-
	Faecal Streptococci cfu/100ml	cfu/100ml					-	-							-	-				
	Coliform	cfu/100 ml					-	-							-	-				
	Salmonella	Detect					-	-	-	-	-	-	-	-	-	-	-	-	-	-
Pesticides	1-(3.4-Dichlorophenyl) urea (DCPU)	µg/l					-	<0.02	<0.02	<0.02	<0.02	<0.02	<0.02	<0.02	-	-	-	-	-	-
	2-(4-Chlorophenoxy)propionic acid, 4-CPP	µg/l					-	<0.01	<0.01	<0.01	<0.01	<0.01	<0.1	<0.01	-	-	-	-	-	-
	2-amino-N-(isopropyl)benzamide	µg/l					-	<0.02	<0.02	<0.02	<0.02	<0.02	<0.02	<0.02	-	-	-	-	-	-
	2-Chloro-2.6-diethylacetanilide	µg/l					-	<0.01	<0.01	<0.01	<0.01	<0.01	<0.01	<0.01	-	-	-	-	-	-
	Acibenzolar-S-methyl	µg/l					-	<0.03	<0.03	<0.03	<0.03	<0.03	<0.03	<0.03	-	-	-	-	-	-
	Aminopyralid	µg/l					-	<0.05	<0.05	<0.05	<0.05	<0.05	<0.5	<0.1	-	-	-	-	-	-
	Azoxystrobin	µg/L					-	<0.01	<0.01	<0.01	<0.01	<0.01	<0.01	<0.01	-	-	-	-	-	-
	BAM	µg/l					-	<0.01	<0.01	<0.01	<0.01	<0.01	<0.01	<0.01	-	-	-	-	-	-

						Location	BH03006	BH03006	BH03006	BH03006	BH03006	BH03006	BH03006	BH03006	BH04001	BH04001	BH04001	BH04001	BH04001	BH04001
						Sampled_Date_Time	10/12/2019	21/01/2020	12/03/2020	01/04/2020	24/04/2020	15/05/2020	19/06/2020	29/09/2020	27/11/2019	29/01/2020	06/03/2020	27/03/2020	28/04/2020	14/05/2020
						Sample_Depth_Avg	44.97	44.69	47	47	47	48	50.5	48.04	8.6	8.25	17	20	17	18
						Project_ID	LTC - Phase 2	LTC - Phase 2	LTC - Phase 2 LTM	LTC - Phase 2	LTC - Phase 2 LTM	LTC - Phase 2	LTC - Phase 2 LTM	LTC - Phase 2 LTM	LTC - Phase 2	LTC - Phase 2	LTC - Phase 2 LTM	LTC - Phase 2 LTM	LTC - Phase 2 LTM	LTC - Phase 2
				UK Drinking Water Standards	UK Estuaries and coastal waters EQS	UK Freshwater EQS														
Chem_Group	**Analyte**	**Units**	**MDL**																	
	Benalaxyl	µg/l					-	<0.02	<0.02	<0.02	<0.02	<0.02	<0.02	<0.02	-	-	-	-	-	-
	Bentazone methyl	µg/l					-	<0.03	<0.03	<0.03	<0.03	<0.03	<0.03	<0.03	-	-	-	-	-	-
	Bifenox	µg/L					-	<0.04	<0.04	<0.04	<0.04	<0.04	<0.04	<0.04	-	-	-	-	-	-
	Bitertanol	µg/l					-	<0.02	<0.02	<0.02	<0.02	<0.02	<0.02	<0.02	-	-	-	-	-	-
	Boscalid	µg/l					-	<0.01	<0.01	<0.01	<0.01	<0.01	<0.01	<0.01	-	-	-	-	-	-
	Cadusafos	µg/l					-	<0.02	<0.02	<0.02	<0.02	<0.02	<0.02	<0.02	-	-	-	-	-	-
	Carfentrazone-ethyl	µg/L					-	<0.04	<0.04	<0.04	<0.04	<0.04	<0.04	<0.04	-	-	-	-	-	-
	Chloridazon-desphenyl	µg/l					-	<0.03	<0.03	<0.03	<0.03	<0.03	<0.03	<0.03	-	-	-	-	-	-
	Chloridazon-methyl desphenyl	µg/l					-	<0.05	<0.05	<0.05	<0.05	<0.05	<0.05	<0.05	-	-	-	-	-	-
	Chlorotoluron-desmethyl	µg/l					-	<0.02	<0.02	<0.02	<0.02	<0.02	<0.02	<0.02	-	-	-	-	-	-
	Chlorpropham	µg/L			10[#4]	10[#4]	-	<0.05	<0.05	<0.05	<0.05	<0.05	<0.05	<0.05	-	-	-	-	-	-
	Clodinafop	µg/l					-	<0.03	<0.03	<0.03	<0.03	<0.03	<0.03	<0.03	-	-	-	-	-	-
	Clomeprop	µg/l					-	<0.01	<0.01	<0.01	<0.01	<0.01	<0.01	<0.01	-	-	-	-	-	-
	Crimidine	µg/l					-	<0.03	<0.03	<0.03	<0.03	<0.03	<0.03	<0.03	-	-	-	-	-	-
	Cybutryne (Irgarol)	µg/l					-	<0.01	<0.01	<0.01	<0.01	<0.01	<0.01	<0.01	-	-	-	-	-	-
	Cyprazine	µg/l					-	<0.02	<0.02	<0.02	<0.02	<0.02	<0.02	<0.02	-	-	-	-	-	-
	Cyprodinil	µg/L					-	<0.02	<0.02	<0.02	<0.02	<0.02	<0.02	<0.02	-	-	-	-	-	-
	Dichlofenthion	µg/l					-	<0.05	<0.05	<0.05	<0.05	<0.05	<0.05	<0.05	-	-	-	-	-	-
	Dichlormid	µg/l					-	<0.05	<0.05	<0.05	<0.05	<0.05	<0.05	<0.05	-	-	-	-	-	-
	Diethofencarb	µg/l					-	<0.02	<0.02	<0.02	<0.02	<0.02	<0.02	<0.02	-	-	-	-	-	-
	Difenacoum	µg/l					-	<0.02	<0.02	<0.02	<0.02	<0.02	<0.02	<0.02	-	-	-	-	-	-
	Dimefuron	µg/l					-	<0.02	<0.02	<0.02	<0.02	<0.02	<0.02	<0.02	-	-	-	-	-	-
	Dimethachlo	µg/l					-	<0.01	<0.01	<0.01	<0.01	<0.01	<0.01	<0.01	-	-	-	-	-	-
	Dimethenamid	µg/l					-	<0.01	<0.01	<0.01	<0.01	<0.01	<0.01	<0.01	-	-	-	-	-	-
	Dimethomorph	µg/l					-	<0.01	<0.01	<0.01	<0.01	<0.01	<0.01	<0.01	-	-	-	-	-	-
	Dinoterb	µg/l					-	<0.04	<0.08	<0.04	<0.04	<0.04	<0.4	<0.04	-	-	-	-	-	-
	Diuron desmethyl (DCPMU)	µg/l					-	<0.03	<0.03	<0.03	<0.03	<0.03	<0.03	<0.03	-	-	-	-	-	-

						Location	BH03006	BH03006	BH03006	BH03006	BH03006	BH03006	BH03006	BH03006	BH04001	BH04001	BH04001	BH04001	BH04001	BH04001
						Sampled_Date_Time	10/12/2019	21/01/2020	12/03/2020	01/04/2020	24/04/2020	15/05/2020	19/06/2020	29/09/2020	27/11/2019	29/01/2020	06/03/2020	27/03/2020	28/04/2020	14/05/2020
						Sample_Depth_Avg	44.97	44.69	47	47	47	48	50.5	48.04	8.6	8.25	17	20	17	18
						Project_ID	LTC - Phase 2	LTC - Phase 2	LTC - Phase 2 LTM	LTC - Phase 2	LTC - Phase 2 LTM	LTC - Phase 2	LTC - Phase 2 LTM	LTC - Phase 2 LTM	LTC - Phase 2	LTC - Phase 2	LTC - Phase 2 LTM	LTC - Phase 2 LTM	LTC - Phase 2 LTM	LTC - Phase 2
				UK Drinking Water Standards	UK Estuaries and coastal waters EQS	UK Freshwater EQS														
Chem_Group	**Analyte**	**Units**	**MDL**																	
	Epoxiconazole	µg/l					-	<0.03	<0.03	<0.03	<0.03	<0.03	<0.03	<0.03	-	-	-	-	-	-
	Etrimphos	µg/L	0.01				-	<0.01	<0.01	<0.01	<0.01	<0.02	<0.02	<0.01	-	-	-	-	-	-
	Fenoxaprop	µg/l					-	<0.03	<0.03	<0.03	<0.03	<0.03	<0.03	<0.03	-	-	-	-	-	-
	Fenpropidin	µg/l					-	<0.02	<0.02	<0.02	<0.02	<0.02	<0.02	<0.02	-	-	-	-	-	-
	Fenuron	µg/l					-	<0.01	<0.01	<0.01	<0.01	<0.01	<0.01	<0.01	-	-	-	-	-	-
	Fipronil	µg/L					-	<0.05	<0.05	<0.05	<0.05	<0.05	<0.05	<0.05	-	-	-	-	-	-
	Florasulam	µg/l					-	<0.02	<0.02	<0.02	<0.02	<0.02	<0.02	<0.02	-	-	-	-	-	-
	Fluazifop	µg/l					-	<0.02	<0.02	<0.02	<0.02	<0.02	<0.02	<0.02	-	-	-	-	-	-
	Fluazifop-P-butyl	µg/L					-	<0.02	<0.02	<0.02	<0.02	<0.02	<0.02	<0.02	-	-	-	-	-	-
	Foramsulfuron	µg/l					-	<0.01	<0.01	<0.01	<0.01	<0.01	<0.01	<0.01	-	-	-	-	-	-
	Furathiocarb	µg/l					-	<0.02	<0.02	<0.02	<0.02	<0.02	<0.02	<0.02	-	-	-	-	-	-
	Haloxyfop	µg/l					-	<0.03	<0.03	<0.03	<0.03	<0.03	<0.03	<0.03	-	-	-	-	-	-
	Haloxyfop-p-methyl	µg/l					-	<0.03	<0.03	<0.03	<0.03	<0.03	<0.03	<0.03	-	-	-	-	-	-
	Heptachlor epoxide	µg/L	0.01	0.03[#1]			-	<0.01	<0.01	<0.01	<0.01	<0.01	<0.01	<0.01	-	-	-	-	-	-
	Imazamox	µg/l					-	<0.01	<0.01	<0.01	<0.01	<0.01	<0.01	<0.01	-	-	-	-	-	-
	Indoxacarb	µg/L					-	<0.05	<0.05	<0.05	<0.05	<0.05	<0.05	<0.05	-	-	-	-	-	-
	Isoproturon-desmethyl	µg/l					-	<0.02	<0.02	<0.02	<0.02	<0.02	<0.02	<0.02	-	-	-	-	-	-
	Isoproturon-monodesmethyl	µg/l					-	<0.02	<0.02	<0.02	<0.02	<0.02	<0.02	<0.02	-	-	-	-	-	-
	Isopyrazam	µg/l					-	<0.03	<0.03	<0.03	<0.03	<0.03	<0.03	<0.03	-	-	-	-	-	-
	Kresoxim-methyl	µg/l					-	<0.03	<0.03	<0.03	<0.03	<0.03	<0.03	<0.03	-	-	-	-	-	-
	Malaoxon	µg/l					-	<0.02	<0.02	<0.02	<0.02	<0.02	<0.02	<0.02	-	-	-	-	-	-
	Mandipropamid	µg/l					-	-	<0.02	<0.02	<0.02	<0.02	<0.02	<0.02	-	-	-	-	-	-
	Mecarbam	µg/l					-	<0.02	<0.02	<0.02	<0.02	<0.02	<0.02	<0.02	-	-	-	-	-	-
	Mesotrione	µg/l					-	<0.05	<0.05	<0.05	<0.05	<0.05	<0.05	<0.05	-	-	-	-	-	-
	Metconazole	µg/l					-	<0.02	<0.02	<0.02	<0.02	<0.02	<0.02	<0.02	-	-	-	-	-	-
	Metribuzin-desamino	µg/l					-	<0.01	<0.01	<0.01	<0.01	<0.01	<0.01	<0.01	-	-	-	-	-	-
	Naptalam	µg/l					-	<0.03	<0.03	<0.03	<0.03	<0.03	<0.03	<0.03	-	-	-	-	-	-

						Location	BH03006	BH03006	BH03006	BH03006	BH03006	BH03006	BH03006	BH03006	BH04001	BH04001	BH04001	BH04001	BH04001	BH04001
						Sampled_Date_Time	10/12/2019	21/01/2020	12/03/2020	01/04/2020	24/04/2020	15/05/2020	19/06/2020	29/09/2020	27/11/2019	29/01/2020	06/03/2020	27/03/2020	28/04/2020	14/05/2020
						Sample_Depth_Avg	44.97	44.69	47	47	47	48	50.5	48.04	8.6	8.25	17	20	17	18
						Project_ID	LTC - Phase 2	LTC - Phase 2	LTC - Phase 2 LTM	LTC - Phase 2	LTC - Phase 2 LTM	LTC - Phase 2	LTC - Phase 2 LTM	LTC - Phase 2 LTM	LTC - Phase 2	LTC - Phase 2	LTC - Phase 2 LTM	LTC - Phase 2 LTM	LTC - Phase 2 LTM	LTC - Phase 2
				UK Drinking Water Standards	UK Estuaries and coastal waters EQS	UK Freshwater EQS														
Chem_Group	**Analyte**	**Units**	**MDL**																	
	Nicosulfuron	µg/l					-	<0.01	<0.01	<0.01	<0.01	<0.01	<0.01	<0.01	-	-	-	-	-	-
	Nuarimol	µg/l					-	<0.02	<0.02	<0.02	<0.02	<0.02	<0.02	<0.02	-	-	-	-	-	-
	Oxadixyl	µg/l					-	<0.03	<0.03	<0.03	<0.03	<0.03	<0.03	<0.03	-	-	-	-	-	-
	Paraoxon-ethyl	µg/l					-	<0.02	<0.02	<0.02	<0.02	<0.02	<0.02	<0.02	-	-	-	-	-	-
	Parathion-ethyl	µg/l					-	<0.05	<0.05	<0.05	<0.05	<0.05	<0.05	<0.05	-	-	-	-	-	-
	Penconazole	µg/l					-	<0.02	<0.02	<0.02	<0.02	<0.02	<0.02	<0.02	-	-	-	-	-	-
	Pencycuron	µg/l					-	<0.02	<0.02	<0.02	<0.02	<0.02	<0.02	<0.02	-	-	-	-	-	-
	Phosphamidon II (E)	µg/l	0.01				-	<0.01	<0.01	<0.01	<0.01	<0.02	<0.02	<0.01	-	-	-	-	-	-
	Pretilachlor	µg/l					-	<0.02	<0.02	<0.02	<0.02	<0.02	<0.02	<0.02	-	-	-	-	-	-
	Primisulfuron-methyl	µg/l					-	<0.02	<0.02	<0.02	<0.02	<0.02	<0.02	<0.02	-	-	-	-	-	-
	Prodiamine	µg/l					-	<0.05	<0.05	<0.05	<0.05	<0.05	<0.05	<0.05	-	-	-	-	-	-
	Propaquizafop	µg/l					-	<0.03	<0.03	<0.03	<0.03	<0.03	<0.03	<0.03	-	-	-	-	-	-
	Propetamphos	µg/L	0.01		0.03[#4]	0.03[#4]	-	-	<0.01	<0.01	<0.01	<0.01	<0.01	<0.01	-	-	-	-	-	-
	Prosulfocarb	µg/l					-	<0.01	<0.01	<0.01	<0.01	<0.01	<0.01	<0.01	-	-	-	-	-	-
	Prothioconazole	µg/l					-	<0.05	<0.05	<0.05	<0.05	<0.05	<0.05	<0.05	-	-	-	-	-	-
	Pyribenzoxim	µg/l					-	<0.05	<0.05	<0.05	<0.05	<0.05	<0.05	<0.05	-	-	-	-	-	-
	Quinmerac	µg/l					-	<0.01	<0.01	<0.01	<0.01	<0.01	<0.01	<0.01	-	-	-	-	-	-
	Quizalofop	µg/l					-	<0.05	<0.05	<0.05	<0.05	<0.05	<0.05	<0.05	-	-	-	-	-	-
	Rimsulfuron	µg/l					-	<0.01	<0.01	<0.01	<0.01	<0.01	<0.01	<0.01	-	-	-	-	-	-
	Sebuthylazine	µg/l					-	<0.01	<0.01	<0.01	<0.01	<0.01	<0.01	<0.01	-	-	-	-	-	-
	Simazine-2-hydroxy	µg/l					-	<0.01	<0.01	<0.01	<0.01	<0.01	<0.01	<0.01	-	-	-	-	-	-
	Sodium Acifluorfen	µg/L					-	<0.01	<0.01	<0.01	<0.01	<0.01	<0.1	<0.01	-	-	-	-	-	-
	Sulfosulfuron	µg/l					-	<0.01	<0.01	<0.01	<0.01	<0.01	<0.01	<0.01	-	-	-	-	-	-
	Tecnazene	µg/L	0.01		1[#4]	1[#4]	-	-	<0.01	<0.01	<0.01	<0.01	<0.01	<0.01	-	-	-	-	-	-
	Teflubenzuron	µg/l					-	<0.03	<0.03	<0.03	<0.03	<0.03	<0.03	<0.03	-	-	-	-	-	-
	Terbuthylazine-desethyl	µg/l					-	<0.01	<0.01	<0.01	<0.01	<0.01	<0.01	<0.01	-	-	-	-	-	-
	Terbuthylazine-desethyl-2-hydroxy	µg/l					-	<0.01	<0.01	<0.01	<0.01	<0.01	<0.01	<0.01	-	-	-	-	-	-

						Location	BH03006	BH03006	BH03006	BH03006	BH03006	BH03006	BH03006	BH03006	BH04001	BH04001	BH04001	BH04001	BH04001	BH04001
						Sampled_Date_Time	10/12/2019	21/01/2020	12/03/2020	01/04/2020	24/04/2020	15/05/2020	19/06/2020	29/09/2020	27/11/2019	29/01/2020	06/03/2020	27/03/2020	28/04/2020	14/05/2020
						Sample_Depth_Avg	44.97	44.69	47	47	47	48	50.5	48.04	8.6	8.25	17	20	17	18
						Project_ID	LTC - Phase 2	LTC - Phase 2	LTC - Phase 2 LTM	LTC - Phase 2	LTC - Phase 2 LTM	LTC - Phase 2	LTC - Phase 2 LTM	LTC - Phase 2 LTM	LTC - Phase 2	LTC - Phase 2	LTC - Phase 2 LTM	LTC - Phase 2 LTM	LTC - Phase 2 LTM	LTC - Phase 2
				UK Drinking Water Standards	UK Estuaries and coastal waters EQS	UK Freshwater EQS														
Chem_Group	**Analyte**	**Units**	**MDL**																	
	Terbuthylazine-hydroxy	µg/l					-	<0.01	<0.01	<0.01	<0.01	<0.01	<0.01	<0.01	-	-	-	-	-	-
	Thiabendazole	µg/L			5[#4]	5[#4]	-	<0.03	<0.03	<0.03	<0.03	<0.03	<0.03	<0.03	-	-	-	-	-	-
	Thiamethoxam	µg/L					-	<0.01	<0.01	<0.01	<0.01	<0.01	<0.01	<0.01	-	-	-	-	-	-
	Tribenuron-methyl	µg/L					-	<0.01	<0.01	<0.01	<0.01	<0.01	<0.01	<0.01	-	-	-	-	-	-
	Trietazine	µg/L	0.01				-	<0.01	<0.01	<0.01	<0.01	<0.02	<0.02	<0.01	-	-	-	-	-	-
	Trifloxysulfuron-sodium	µg/l					-	<0.01	<0.01	<0.01	<0.01	<0.01	<0.01	<0.01	-	-	-	-	-	-
	Triflusulfuron-methyl	µg/l					-	<0.01	<0.01	<0.01	<0.01	<0.01	<0.01	<0.01	-	-	-	-	-	-
	Triforine	µg/l					-	<0.05	<0.05	<0.05	<0.05	<0.05	<0.05	<0.05	-	-	-	-	-	-
	Triticonazole	µg/l					-	<0.01	<0.01	<0.01	<0.01	<0.01	<0.01	<0.01	-	-	-	-	-	-
	Desmetryn	mg/L					-	<0.00001	<0.00001	<0.00001	<0.00001	<0.00001	<0.00001	<0.00001	-	-	-	-	-	-
	Simetryn	mg/L					-	<0.00001	<0.00001	<0.00001	<0.00001	<0.00001	<0.00001	<0.00001	-	-	-	-	-	-
	Clothianidin	µg/L					-	<0.01	<0.01	<0.01	<0.01	<0.01	<0.01	<0.01	-	-	-	-	-	-
	Cymoxanil	µg/L					-	<0.05	<0.05	<0.05	<0.05	<0.05	<0.05	<0.05	-	-	-	-	-	-
	Fluazifop-butyl	µg/L					-	<0.02	<0.02	<0.02	<0.02	<0.02	<0.02	<0.02	-	-	-	-	-	-
	Imazamethabenz-methyl	µg/L					-	<0.01	<0.01	<0.01	<0.01	<0.01	<0.01	<0.01	-	-	-	-	-	-
	Mesosulfuron-methyl	µg/L					-	<0.02	<0.02	<0.02	<0.02	<0.02	<0.02	<0.02	-	-	-	-	-	-
	Metamitron	µg/L					-	<0.03	<0.03	<0.03	<0.03	<0.03	<0.03	<0.03	-	-	-	-	-	-
	Metobromuron	µg/L					-	<0.03	<0.03	<0.03	<0.03	<0.03	<0.03	<0.03	-	-	-	-	-	-
	Monuron	µg/L					-	<0.02	<0.02	<0.02	<0.02	<0.02	<0.02	<0.02	-	-	-	-	-	-
	Secbumeton	µg/L					-	<0.01	<0.01	<0.01	<0.01	<0.01	<0.01	<0.01	-	-	-	-	-	-
	Spiroxamine	µg/L					-	<0.01	<0.01	<0.01	<0.01	<0.01	<0.01	<0.01	-	-	-	-	-	-
	Clomazon	µg/L					-	<0.01	<0.01	<0.01	<0.01	<0.01	<0.01	<0.01	-	-	-	-	-	-
	Metazachlor	µg/L	0.01				-	<0.01	<0.01	<0.01	<0.01	<0.01	<0.01	<0.01	-	-	-	-	-	-
	Methabenzthiazuran	µg/L					-	<0.01	<0.01	<0.01	<0.01	<0.01	<0.01	<0.01	-	-	-	-	-	-
	Iprovalicarb	µg/L					-	<0.01	<0.01	<0.01	<0.01	<0.01	<0.01	<0.01	-	-	-	-	-	-
	Chloroxuron	µg/L					-	<0.01	<0.01	<0.01	<0.01	<0.01	<0.01	<0.01	-	-	-	-	-	-
	Neburon	µg/L					-	<0.01	<0.01	<0.01	<0.01	<0.01	<0.01	<0.01	-	-	-	-	-	-

						Location	BH03006	BH03006	BH03006	BH03006	BH03006	BH03006	BH03006	BH03006	BH04001	BH04001	BH04001	BH04001	BH04001	BH04001
						Sampled_Date_Time	10/12/2019	21/01/2020	12/03/2020	01/04/2020	24/04/2020	15/05/2020	19/06/2020	29/09/2020	27/11/2019	29/01/2020	06/03/2020	27/03/2020	28/04/2020	14/05/2020
						Sample_Depth_Avg	44.97	44.69	47	47	47	48	50.5	48.04	8.6	8.25	17	20	17	18
						Project_ID	LTC - Phase 2	LTC - Phase 2	LTC - Phase 2 LTM	LTC - Phase 2	LTC - Phase 2 LTM	LTC - Phase 2	LTC - Phase 2 LTM	LTC - Phase 2 LTM	LTC - Phase 2	LTC - Phase 2	LTC - Phase 2 LTM	LTC - Phase 2 LTM	LTC - Phase 2 LTM	LTC - Phase 2
				UK Drinking Water Standards	UK Estuaries and coastal waters EQS	UK Freshwater EQS														
Chem_Group	**Analyte**	**Units**	**MDL**																	
	Metribuzin	µg/L					-	<0.03	<0.03	<0.03	<0.03	<0.03	<0.03	<0.03	-	-	-	-	-	-
	2,3,6-Trichlorobenzoic Acid (Tba)	µg/L					-	<0.1	<0.1	<0.3	<0.1	<0.1	<1	<0.5	-	-	-	-	-	-
	2,4,5-Trichlorophenoxy Acetic Acid	µg/L					-	<0.01	<0.01	<0.01	<0.01	<0.01	<0.1	<0.01	-	-	-	-	-	-
	2,4,5-TP (Silvex)	µg/L					-	<0.01	<0.01	<0.02	<0.01	<0.01	<0.1	<0.01	-	-	-	-	-	-
	Pyrimethanil	µg/L					-	<0.02	<0.02	<0.02	<0.02	<0.02	<0.02	<0.02	-	-	-	-	-	-
	Hedonal	µg/L			0.3[#2]	0.3[#2]	-	<0.01	<0.01	<0.01	<0.01	<0.01	<0.1	<0.01	-	-	-	-	-	-
	2,4-DDT	µg/L	0.01		0.00625[#42]	0.00625[#42]	-	<0.01	<0.01	<0.01	<0.01	<0.01	<0.01	<0.05	-	-	-	-	-	-
	Propachlor	µg/L	0.01				-	<0.01	<0.01	<0.01	<0.01	<0.01	<0.01	<0.01	-	-	-	-	-	-
	Propamocarb	µg/L					-	<0.03	<0.03	<0.03	<0.03	<0.03	<0.03	<0.03	-	-	-	-	-	-
	2,4-Dichlorprop	µg/L					-	<0.01	<0.01	<0.01	<0.01	<0.01	<0.1	<0.01	-	-	-	-	-	-
	3-Hydroxy Carbofuran	µg/L					-	<0.01	<0.01	<0.01	<0.01	<0.01	<0.01	<0.01	-	-	-	-	-	-
	4-(2,4-Dichlorophenoxy)butyric Acid (2,4-DB)	µg/L					-	<0.02	<0.02	<0.02	<0.02	<0.02	<0.2	<0.02	-	-	-	-	-	-
	4,4-DDE	µg/L	0.01		0.00625[#42]	0.00625[#42]	-	<0.01	<0.01	<0.01	<0.01	<0.01	<0.01	<0.01	-	-	-	-	-	-
	4-Bromo-3,5-dimethylphenyl-N-methylcarbamate	µg/L					-	<0.02	<0.02	<0.02	<0.02	<0.02	<0.02	<0.02	-	-	-	-	-	-
	a-BHC	µg/L	0.01				-	<0.01	<0.01	<0.01	<0.01	<0.01	<0.01	<0.01	-	-	-	-	-	-
	Acetochlor	µg/L					-	<0.03	<0.03	<0.03	<0.03	<0.03	<0.03	<0.03	-	-	-	-	-	-
	Aldicarb	µg/L					-	<0.05	<0.05	<0.05	<0.05	<0.05	<0.05	<0.05	-	-	-	-	-	-
	Aldicarb sulfone	µg/L					-	<0.01	<0.01	<0.01	<0.01	<0.01	<0.01	<0.01	-	-	-	-	-	-
	Aldrin	µg/L	0.01	0.03[#1]	0.00125[#43]	0.0025[#44]	-	<0.01	<0.01	<0.01	<0.01	<0.01	<0.02	<0.01	-	-	-	-	-	-
	Ametryn	µg/L					-	<0.01	<0.01	<0.01	<0.01	<0.01	<0.01	<0.01	-	-	-	-	-	-
	Amidosulfuron	µg/L					-	<0.02	<0.02	<0.02	<0.02	<0.02	<0.02	<0.02	-	-	-	-	-	-
	Acetamiprid	µg/L					-	<0.01	<0.01	<0.01	<0.01	<0.01	<0.01	<0.01	-	-	-	-	-	-
	Aclonifen	µg/L					-	<0.03	<0.03	<0.03	<0.03	<0.03	<0.03	<0.03	-	-	-	-	-	-
	Actril (Ioxynil)	µg/L			10[#4]	10[#4]	-	<0.01	<0.01	<0.01	<0.01	<0.01	<0.1	<0.01	-	-	-	-	-	-
	Atraton	µg/L					-	<0.01	<0.01	<0.01	<0.01	<0.01	<0.01	<0.01	-	-	-	-	-	-
	Atrazine	µg/L	0.01		0.6[#2]	0.6[#2]	-	<0.01	<0.01	<0.01	<0.01	<0.01	<0.01	<0.01	-	-	-	-	-	-
	Azinophos methyl	µg/L	0.02		0.01[#8]	0.01[#8]	-	<0.04	<0.04	<0.04	<0.02	<0.04	<0.02	<0.04	-	-	-	-	-	-

						Location	BH03006	BH03006	BH03006	BH03006	BH03006	BH03006	BH03006	BH03006	BH04001	BH04001	BH04001	BH04001	BH04001	BH04001
						Sampled_Date_Time	10/12/2019	21/01/2020	12/03/2020	01/04/2020	24/04/2020	15/05/2020	19/06/2020	29/09/2020	27/11/2019	29/01/2020	06/03/2020	27/03/2020	28/04/2020	14/05/2020
						Sample_Depth_Avg	44.97	44.69	47	47	47	48	50.5	48.04	8.6	8.25	17	20	17	18
						Project_ID	LTC - Phase 2	LTC - Phase 2	LTC - Phase 2 LTM	LTC - Phase 2	LTC - Phase 2 LTM	LTC - Phase 2	LTC - Phase 2 LTM	LTC - Phase 2 LTM	LTC - Phase 2	LTC - Phase 2	LTC - Phase 2 LTM	LTC - Phase 2 LTM	LTC - Phase 2 LTM	LTC - Phase 2
				UK Drinking Water Standards	UK Estuaries and coastal waters EQS	UK Freshwater EQS														
Chem_Group	**Analyte**	**Units**	**MDL**																	
	Baygon	µg/L					-	<0.01	<0.01	<0.01	<0.01	<0.01	<0.01	<0.01	-	-	-	-	-	-
	b-BHC	µg/L	0.01				-	<0.01	<0.01	<0.01	<0.01	<0.01	<0.01	<0.01	-	-	-	-	-	-
	Benazolin	µg/L					-	<0.05	<0.05	<0.05	<0.05	<0.05	<0.5	<0.05	-	-	-	-	-	-
	Bendiocarb	µg/L					-	<0.01	<0.01	<0.01	<0.01	<0.01	<0.01	<0.01	-	-	-	-	-	-
	Bentazone	µg/L			500[#4]	500[#4]	-	<0.01	<0.01	<0.01	<0.01	<0.01	<0.1	<0.01	-	-	-	-	-	-
	Bidrin	µg/L					-	<0.01	<0.01	<0.01	<0.01	<0.01	<0.01	<0.01	-	-	-	-	-	-
	Bromacil	µg/L					-	<0.01	<0.01	<0.01	<0.01	<0.01	<0.01	<0.01	-	-	-	-	-	-
	Bromazil	µg/L					-	<0.03	<0.03	<0.03	<0.03	<0.03	<0.03	<0.03	-	-	-	-	-	-
	Bromophos-ethyl	µg/L					-	<0.03	<0.03	<0.03	<0.03	<0.03	<0.03	<0.03	-	-	-	-	-	-
	Bromoxynil	µg/L			100[#4]	100[#4]	-	<0.01	<0.01	<0.01	<0.01	<0.01	<0.1	<0.01	-	-	-	-	-	-
	Carbaryl	µg/L					-	<0.01	<0.01	<0.01	<0.01	<0.01	<0.01	<0.01	-	-	-	-	-	-
	Carbendazim	µg/L				0.15[#4]	-	<0.01	<0.01	<0.01	<0.01	<0.01	<0.01	<0.01	-	-	-	-	-	-
	Carbetamide	µg/L					-	<0.01	<0.01	<0.01	<0.01	<0.01	<0.01	<0.01	-	-	-	-	-	-
	Carbofuran	µg/L					-	<0.01	<0.01	<0.01	<0.01	<0.01	<0.01	<0.01	-	-	-	-	-	-
	Carbophenothion	µg/L	0.01				-	-	<0.01	<0.01	<0.01	<0.01	<0.01	<0.01	-	-	-	-	-	-
	Carboxin	µg/L					-	<0.02	<0.02	<0.02	<0.02	<0.02	<0.02	<0.02	-	-	-	-	-	-
	Chlorbromuron	µg/L					-	<0.01	<0.01	<0.01	<0.01	<0.01	<0.01	<0.01	-	-	-	-	-	-
	Chlordane (cis)	µg/L	0.01				-	<0.01	<0.01	<0.01	<0.01	<0.01	<0.01	<0.01	-	-	-	-	-	-
	Azinphos Ethyl	µg/L	0.02				-	<0.04	<0.02	<0.02	<0.02	<0.04	<0.02	<0.04	-	-	-	-	-	-
	Chlordane (trans)	µg/L	0.01				-	<0.01	<0.01	<0.01	<0.01	<0.01	<0.01	<0.01	-	-	-	-	-	-
	Chlorfenvinphos	µg/L	0.01		0.1[#2]	0.1[#2]	-	<0.01	<0.01	<0.01	<0.01	<0.01	<0.01	<0.01	-	-	-	-	-	-
	Chloridazon	µg/L					-	<0.01	<0.01	<0.01	<0.01	<0.01	<0.01	<0.01	-	-	-	-	-	-
	Chlorotoluron	µg/L			2[#4]	2[#4]	-	<0.01	<0.01	<0.01	<0.01	<0.01	<0.01	<0.01	-	-	-	-	-	-
	Chlorpyrifos	µg/L	0.01		0.03[#2]		-	<0.005	<0.005	<0.005	<0.005	<0.005	<0.005	<0.005	-	-	-	-	-	-
	Chlorpyrifos-methyl	µg/L	0.01				-	<0.01	<0.01	<0.01	<0.01	<0.01	<0.01	<0.02	-	-	-	-	-	-
	Chlorsulfuron	µg/L					-	-	<0.01	<0.01	<0.01	<0.01	<0.01	<0.01	-	-	-	-	-	-
	Clopyralid	µg/L					-	<0.03	<0.03	<0.03	<0.03	<0.03	<0.3	<0.03	-	-	-	-	-	-

						Location	BH03006	BH03006	BH03006	BH03006	BH03006	BH03006	BH03006	BH03006	BH04001	BH04001	BH04001	BH04001	BH04001	BH04001
						Sampled_Date_Time	10/12/2019	21/01/2020	12/03/2020	01/04/2020	24/04/2020	15/05/2020	19/06/2020	29/09/2020	27/11/2019	29/01/2020	06/03/2020	27/03/2020	28/04/2020	14/05/2020
						Sample_Depth_Avg	44.97	44.69	47	47	47	48	50.5	48.04	8.6	8.25	17	20	17	18
						Project_ID	LTC - Phase 2	LTC - Phase 2	LTC - Phase 2 LTM	LTC - Phase 2	LTC - Phase 2 LTM	LTC - Phase 2	LTC - Phase 2 LTM	LTC - Phase 2 LTM	LTC - Phase 2	LTC - Phase 2	LTC - Phase 2 LTM	LTC - Phase 2 LTM	LTC - Phase 2 LTM	LTC - Phase 2
				UK Drinking Water Standards	UK Estuaries and coastal waters EQS	UK Freshwater EQS														
Chem_Group	**Analyte**	**Units**	**MDL**																	
	Coumaphos	µg/L	0.01		0.03[#4]	0.03[#4]	-	<0.01	<0.01	<0.01	<0.01	<0.02	<0.02	<0.01	-	-	-	-	-	-
	Cyanazine	µg/L	0.01				-	<0.01	<0.01	<0.01	<0.01	<0.01	<0.01	<0.01	-	-	-	-	-	-
	Cyproconazole	µg/L					-	<0.01	<0.01	<0.01	<0.01	<0.01	<0.01	<0.01	-	-	-	-	-	-
	Cyromazine	µg/L					-	<0.05	<0.05	<0.05	<0.05	<0.05	<0.05	<0.05	-	-	-	-	-	-
	d-BHC	µg/L	0.01				-	<0.01	<0.01	<0.01	<0.01	<0.01	<0.01	<0.01	-	-	-	-	-	-
	DDD	µg/L	0.01		0.00625[#42]	0.00625[#42]	-	<0.01	<0.01	<0.01	<0.01	<0.01	<0.01	<0.01	-	-	-	-	-	-
	DDT	µg/L	0.01		0.01[#45]	0.01[#45]	-	<0.01	<0.01	<0.02	<0.01	<0.02	<0.02	<0.06	-	-	-	-	-	-
	Deisopropylatrazine	µg/L					-	<0.01	<0.01	<0.01	<0.01	<0.01	<0.01	<0.01	-	-	-	-	-	-
	Chlorothalonil	µg/L	0.01			0.035[#2]	-	<0.01	<0.01	<0.01	<0.01	<0.2	<0.08	<0.01	-	-	-	-	-	-
	Deethylatrazine	µg/L					-	<0.01	<0.01	<0.01	<0.01	<0.01	<0.01	<0.01	-	-	-	-	-	-
	Demeton-S-methyl	µg/L	0.01				-	-	<0.01	<0.01	<0.01	<0.01	<0.01	<0.01	-	-	-	-	-	-
	Diazinon	µg/L	0.01		0.01[#2]	0.01[#2]	-	<0.01	<0.01	<0.01	<0.01	<0.01	<0.01	<0.01	-	-	-	-	-	-
	Dicamba	µg/L					-	<0.03	<0.03	<0.03	<0.03	<0.03	<0.3	<0.06	-	-	-	-	-	-
	Dichlobenil	µg/L	0.01				-	-	<0.01	<0.01	<0.01	<0.01	<0.01	<0.01	-	-	-	-	-	-
	Dichlorvos	µg/L	0.01		0.04[#4]	0.001[#4]	-	<0.01	<0.01	<0.01	<0.01	<0.01	<0.01	<0.01	-	-	-	-	-	-
	Diclofop	µg/L					-	<0.02	<0.02	0.17	<0.02	<0.02	<0.2	<0.02	-	-	-	-	-	-
	Dieldrin	µg/L	0.01	0.03[#1]	0.00125[#43]	0.0025[#44]	-	<0.01	<0.01	<0.01	<0.01	<0.01	<0.01	<0.01	-	-	-	-	-	-
	Difenoconazole	µg/L					-	<0.02	<0.02	<0.02	<0.02	<0.02	<0.02	<0.02	-	-	-	-	-	-
	Difenoxuron	µg/L					-	<0.02	<0.02	<0.02	<0.02	<0.02	<0.02	<0.02	-	-	-	-	-	-
	Diflubenzuron	µg/L			0.005[#4]	0.001[#4]	-	<0.02	<0.02	<0.02	<0.02	<0.02	<0.02	<0.02	-	-	-	-	-	-
	Diflufenican	µg/L					-	<0.01	<0.01	<0.01	<0.01	<0.01	<0.01	<0.01	-	-	-	-	-	-
	Dimethoate	µg/L	0.01		0.48[#2]	0.48[#2]	-	<0.01	<0.01	<0.01	<0.01	<0.01	<0.01	<0.01	-	-	-	-	-	-
	Dinoseb	µg/L					-	<0.02	<0.02	<0.02	<0.02	<0.02	<0.2	<0.02	-	-	-	-	-	-
	Disulfoton	µg/L	0.01				-	-	<0.01	<0.01	<0.01	<0.01	<0.01	<0.01	-	-	-	-	-	-
	Diuron	µg/L			0.2[#2]	0.2[#2]	-	<0.01	<0.01	<0.01	<0.01	<0.01	<0.01	<0.01	-	-	-	-	-	-
	Endosulfan I	µg/L	0.01				-	<0.01	<0.01	<0.01	<0.01	<0.01	<0.01	<0.01	-	-	-	-	-	-
	Endosulfan II	µg/L	0.02				-	<0.02	<0.02	<0.02	<0.02	<0.02	<0.02	<0.02	-	-	-	-	-	-

						Location	BH03006	BH03006	BH03006	BH03006	BH03006	BH03006	BH03006	BH03006	BH04001	BH04001	BH04001	BH04001	BH04001	BH04001
						Sampled_Date_Time	10/12/2019	21/01/2020	12/03/2020	01/04/2020	24/04/2020	15/05/2020	19/06/2020	29/09/2020	27/11/2019	29/01/2020	06/03/2020	27/03/2020	28/04/2020	14/05/2020
						Sample_Depth_Avg	44.97	44.69	47	47	47	48	50.5	48.04	8.6	8.25	17	20	17	18
						Project_ID	LTC - Phase 2	LTC - Phase 2	LTC - Phase 2 LTM	LTC - Phase 2	LTC - Phase 2 LTM	LTC - Phase 2	LTC - Phase 2 LTM	LTC - Phase 2 LTM	LTC - Phase 2	LTC - Phase 2	LTC - Phase 2 LTM	LTC - Phase 2 LTM	LTC - Phase 2 LTM	LTC - Phase 2
				UK Drinking Water Standards	UK Estuaries and coastal waters EQS	UK Freshwater EQS														
Chem_Group	**Analyte**	**Units**	**MDL**																	
	Endosulfan sulphate	µg/L	0.02				-	-	<0.02	<0.02	<0.04	<0.04	<0.02	<0.04	-	-	-	-	-	-
	Endrin	µg/L	0.01		0.00125[#43]	0.0025[#44]	-	<0.01	<0.01	<0.02	<0.01	<0.01	<0.01	<0.02	-	-	-	-	-	-
	s-Ethyl dipropylthiocarbamate	µg/L					-	<0.02	<0.02	<0.02	<0.02	<0.02	<0.02	<0.02	-	-	-	-	-	-
	Ethiofencarb	µg/L					-	<0.02	<0.02	<0.02	<0.02	<0.02	<0.02	<0.02	-	-	-	-	-	-
	Ethion	µg/L	0.01				-	<0.02	<0.01	<0.01	<0.01	<0.01	<0.01	<0.01	-	-	-	-	-	-
	Ethoprop	µg/L					-	<0.02	<0.02	<0.02	<0.02	<0.02	<0.02	<0.02	-	-	-	-	-	-
	Ethofumesate	µg/L					-	<0.01	<0.01	<0.01	<0.01	<0.01	<0.01	<0.01	-	-	-	-	-	-
	Etridiazole	µg/L	0.01				-	<0.01	<0.01	<0.01	<0.01	<0.02	<0.02	<0.01	-	-	-	-	-	-
	Fenamiphos	µg/L					-	<0.02	<0.02	<0.02	<0.02	<0.02	<0.02	<0.02	-	-	-	-	-	-
	Fenarimol	µg/L					-	<0.03	<0.03	<0.03	<0.03	<0.03	<0.03	<0.03	-	-	-	-	-	-
	Fenitrothion	µg/L	0.01		0.01[#4]	0.01[#4]	-	<0.01	<0.01	<0.01	<0.01	<0.01	<0.01	<0.02	-	-	-	-	-	-
	Fensulfothion	µg/L					-	<0.02	<0.02	<0.02	<0.02	<0.02	<0.02	<0.02	-	-	-	-	-	-
	Fenhexamid	µg/L					-	<0.03	<0.03	<0.03	<0.03	<0.03	<0.03	<0.03	-	-	-	-	-	-
	Fenoxycarb	µg/L					-	<0.02	<0.02	<0.02	<0.02	<0.02	<0.02	<0.02	-	-	-	-	-	-
	Fenthion	µg/L	0.01				-	<0.01	<0.01	<0.01	<0.01	<0.01	<0.01	<0.01	-	-	-	-	-	-
	Fenpropimorf	µg/L					-	<0.01	<0.01	<0.01	<0.01	<0.01	<0.01	<0.01	-	-	-	-	-	-
	Fluroxypyr	µg/L					-	<0.02	<0.02	<0.02	<0.02	<0.02	<0.2	<0.02	-	-	-	-	-	-
	Flutolanil	µg/L					-	<0.02	<0.02	<0.02	<0.02	<0.02	<0.02	<0.02	-	-	-	-	-	-
	Fonofos	µg/L					-	<0.05	<0.05	<0.05	<0.05	<0.05	<0.05	<0.05	-	-	-	-	-	-
	EPTC	µg/L					-	-							-	-				
	g-BHC (Lindane)	µg/L	0.01				-	<0.01	<0.01	<0.01	<0.01	<0.01	<0.01	<0.01	-	-	-	-	-	-
	Haloxyfop-methyl	µg/L					-	<0.03	<0.03	<0.03	<0.03	<0.03	<0.03	<0.03	-	-	-	-	-	-
	Thifensulfuron	µg/L					-	<0.01	<0.01	<0.01	<0.01	<0.01	<0.01	<0.01	-	-	-	-	-	-
	Heptachlor	µg/L	0.01	0.03[#1]			-	<0.01	<0.01	<0.01	<0.01	<0.01	<0.01	<0.02	-	-	-	-	-	-
	Hexaconazole	µg/L					-	<0.02	<0.02	<0.02	<0.02	<0.02	<0.02	<0.02	-	-	-	-	-	-
	Hexazinone	µg/L					-	<0.01	<0.01	<0.01	<0.01	<0.01	<0.01	<0.01	-	-	-	-	-	-
	Hydroxyatrazine	µg/L					-	<0.01	<0.01	<0.01	<0.01	<0.01	<0.01	<0.01	-	-	-	-	-	-

						Location	BH03006	BH03006	BH03006	BH03006	BH03006	BH03006	BH03006	BH03006	BH04001	BH04001	BH04001	BH04001	BH04001	BH04001
						Sampled_Date_Time	10/12/2019	21/01/2020	12/03/2020	01/04/2020	24/04/2020	15/05/2020	19/06/2020	29/09/2020	27/11/2019	29/01/2020	06/03/2020	27/03/2020	28/04/2020	14/05/2020
						Sample_Depth_Avg	44.97	44.69	47	47	47	48	50.5	48.04	8.6	8.25	17	20	17	18
						Project_ID	LTC - Phase 2	LTC - Phase 2	LTC - Phase 2 LTM	LTC - Phase 2	LTC - Phase 2 LTM	LTC - Phase 2	LTC - Phase 2 LTM	LTC - Phase 2 LTM	LTC - Phase 2	LTC - Phase 2	LTC - Phase 2 LTM	LTC - Phase 2 LTM	LTC - Phase 2 LTM	LTC - Phase 2
				UK Drinking Water Standards	UK Estuaries and coastal waters EQS	UK Freshwater EQS														
Chem_Group	**Analyte**	**Units**	**MDL**																	
	Iprodione	µg/L					-	<0.03	<0.03	<0.03	<0.03	<0.03	<0.03	<0.03	-	-	-	-	-	-
	Isodrin	µg/L	0.01		0.00125[#43]	0.0025[#44]	-	<0.01	<0.01	<0.01	<0.01	<0.01	<0.01	<0.01	-	-	-	-	-	-
	Isoproturon	µg/L			0.3[#2]	0.3[#2]	-	<0.01	<0.01	<0.01	<0.01	<0.01	<0.01	<0.01	-	-	-	-	-	-
	Linuron	µg/L			0.5[#2]	0.5[#2]	-	<0.02	<0.02	<0.02	<0.02	<0.02	<0.02	<0.02	-	-	-	-	-	-
	Malathion	µg/L	0.01		0.02[#4]	0.01[#4]	-	<0.01	<0.01	<0.01	<0.01	<0.01	<0.01	<0.01	-	-	-	-	-	-
	2-Methyl-4-chlorophenoxyacetic acid	µg/L					-	<0.01	<0.01	<0.01	<0.01	<0.01	<0.1	<0.01	-	-	-	-	-	-
	2-Methyl-4-Chlorophenoxy Butanoic Acid	µg/L					-	<0.02	<0.02	<0.02	<0.02	<0.02	<0.2	<0.02	-	-	-	-	-	-
	Mecoprop	µg/L			18[#2]	18[#2]	-	<0.01	<0.01	<0.01	<0.01	<0.01	<0.1	<0.01	-	-	-	-	-	-
	Mefenpyr-diethyl	µg/L					-	<0.02	<0.02	<0.02	<0.02	<0.02	<0.02	<0.02	-	-	-	-	-	-
	Metachlor	µg/L	0.01		0.3[#2]	0.3[#2]	-	<0.01	<0.01	<0.01	<0.01	<0.02	<0.02	<0.01	-	-	-	-	-	-
	Metalaxyl	µg/L					-	<0.01	<0.01	<0.01	<0.01	<0.01	<0.01	<0.01	-	-	-	-	-	-
	Methamidophos	µg/L					-	<0.01	<0.01	<0.01	<0.01	<0.01	<0.01	<0.01	-	-	-	-	-	-
	Methidathion	µg/L					-	<0.01	<0.01	<0.01	<0.01	<0.01	<0.01	<0.01	-	-	-	-	-	-
	Methiocarb	µg/L				0.01[#4]	-	<0.01	<0.01	<0.01	<0.01	<0.01	<0.01	<0.01	-	-	-	-	-	-
	Methomyl	µg/L					-	<0.01	<0.01	<0.01	<0.01	<0.01	<0.01	<0.01	-	-	-	-	-	-
	Methoxychlor	µg/L	0.01				-	<0.01	<0.01	<0.02	<0.02	<0.02	<0.02	<0.07	-	-	-	-	-	-
	Methoxyfenozide	µg/L					-	<0.03	<0.03	<0.03	<0.03	<0.03	<0.03	<0.03	-	-	-	-	-	-
	Methyl parathion	µg/L	0.01				-	<0.01	<0.01	<0.01	<0.01	<0.01	<0.01	<0.02	-	-	-	-	-	-
	Metolachlor	µg/L					-	<0.01	<0.01	<0.01	<0.01	<0.01	<0.01	<0.01	-	-	-	-	-	-
	Metoxuron	µg/L					-	<0.01	<0.01	<0.01	<0.01	<0.01	<0.01	<0.01	-	-	-	-	-	-
	Metsulfuron Methyl	µg/L					-	<0.01	<0.01	<0.01	<0.01	<0.01	<0.01	<0.01	-	-	-	-	-	-
	Mevinphos (Phosdrin)	µg/L	0.01			0.02(MAC)[#46]	-	<0.01	<0.01	<0.01	<0.01	<0.01	<0.01	<0.01	-	-	-	-	-	-
	Molinate	µg/L					-	<0.01	<0.01	<0.01	<0.01	<0.01	<0.01	<0.01	-	-	-	-	-	-
	Monlinuran	µg/L					-	<0.02	<0.02	<0.02	<0.02	<0.02	<0.02	<0.02	-	-	-	-	-	-
	Monocrotophos	µg/L					-	<0.01	<0.01	<0.01	<0.01	<0.01	<0.01	<0.01	-	-	-	-	-	-
	Napropamide	µg/L					-	<0.01	<0.01	<0.01	<0.01	<0.01	<0.01	<0.01	-	-	-	-	-	-
	Flusilazole (NuStar)	µg/L					-	<0.01	<0.01	<0.01	<0.01	<0.01	<0.01	<0.01	-	-	-	-	-	-

						Location	BH03006	BH03006	BH03006	BH03006	BH03006	BH03006	BH03006	BH03006	BH04001	BH04001	BH04001	BH04001	BH04001	BH04001
						Sampled_Date_Time	10/12/2019	21/01/2020	12/03/2020	01/04/2020	24/04/2020	15/05/2020	19/06/2020	29/09/2020	27/11/2019	29/01/2020	06/03/2020	27/03/2020	28/04/2020	14/05/2020
						Sample_Depth_Avg	44.97	44.69	47	47	47	48	50.5	48.04	8.6	8.25	17	20	17	18
						Project_ID	LTC - Phase 2	LTC - Phase 2	LTC - Phase 2 LTM	LTC - Phase 2	LTC - Phase 2 LTM	LTC - Phase 2	LTC - Phase 2 LTM	LTC - Phase 2 LTM	LTC - Phase 2	LTC - Phase 2	LTC - Phase 2 LTM	LTC - Phase 2 LTM	LTC - Phase 2 LTM	LTC - Phase 2
				UK Drinking Water Standards	UK Estuaries and coastal waters EQS	UK Freshwater EQS														
Chem_Group	**Analyte**	**Units**	**MDL**																	
	o,p-DDD	µg/L	0.01				-	<0.01	<0.01	<0.01	<0.01	<0.01	<0.01	<0.01	-	-	-	-	-	-
	o,p'-DDE	µg/L	0.01				-	<0.01	<0.01	<0.01	<0.01	<0.01	<0.02	<0.01	-	-	-	-	-	-
	o,p-Methoxychlor	µg/L	0.01				-	-	<0.01	<0.01	<0.01	<0.02	<0.02	<0.04	-	-	-	-	-	-
	Omethoate	µg/L	0.01			0.01[#4]	-	<0.01	<0.02	<0.01	<0.01	<0.02	<0.02	<0.01	-	-	-	-	-	-
	Oxamyl	µg/L					-	<0.01	<0.01	<0.01	<0.01	<0.01	<0.01	<0.01	-	-	-	-	-	-
	Paclobutrazol	µg/L					-	<0.02	<0.02	<0.02	<0.02	<0.02	<0.02	<0.02	-	-	-	-	-	-
	Methyl Paraoxon	µg/L					-	<0.02	<0.02	<0.02	<0.02	<0.02	<0.02	<0.02	-	-	-	-	-	-
	Parathion	µg/L	0.01				-	<0.01	<0.01	<0.01	<0.01	<0.01	<0.01	<0.01	-	-	-	-	-	-
	Pendimethalin	µg/L	0.01			0.3[#2]	-	<0.01	<0.01	<0.01	<0.01	<0.01	<0.01	<0.01	-	-	-	-	-	-
	Imidacloprid	µg/L					-	<0.01	<0.01	<0.01	<0.01	<0.01	<0.01	<0.01	-	-	-	-	-	-
	Permethrin	µg/L	0.01		0.0002[#4]	0.001[#4]	-	-	<0.01	<0.01	<0.01	<0.01	<0.01	<0.01	-	-	-	-	-	-
	Permethrin II	µg/L	0.01				-	-	<0.01	<0.01	<0.01	<0.01	<0.01	<0.01	-	-	-	-	-	-
	Phorate	µg/L	0.01				-	<0.01	<0.01	<0.01	<0.01	<0.01	<0.01	<0.01	-	-	-	-	-	-
	Phosmet	µg/L					-	<0.05	<0.05	<0.05	<0.05	<0.05	<0.05	<0.05	-	-	-	-	-	-
	Lenacil	µg/L					-	<0.03	<0.03	<0.03	<0.03	<0.03	<0.03	<0.03	-	-	-	-	-	-
	Picloram	µg/L					-	<0.05	<0.02	<0.02	<0.02	<0.02	<0.05	<0.02	-	-	-	-	-	-
	Picoxystrobin	µg/L					-	<0.01	<0.01	<0.01	<0.01	<0.01	<0.01	<0.01	-	-	-	-	-	-
	Pirimicarb	µg/L			1[#4]	1[#4]	-	<0.01	<0.01	<0.01	<0.01	<0.01	<0.01	<0.01	-	-	-	-	-	-
	Pirimiphos-methyl	µg/L	0.01		0.015[#4]	0.015[#4]	-	<0.01	<0.01	<0.01	<0.01	<0.01	<0.01	<0.01	-	-	-	-	-	-
	Pirimphos-ethyl	µg/L					-	<0.02	<0.02	<0.02	<0.02	<0.02	<0.02	<0.02	-	-	-	-	-	-
	Prochloraz	µg/L			4[#4]	4[#4]	-	<0.02	<0.02	<0.02	<0.02	<0.02	<0.02	<0.02	-	-	-	-	-	-
	Profenofos	µg/L					-	<0.01	<0.01	<0.01	<0.01	<0.01	<0.01	<0.01	-	-	-	-	-	-
	Promecarb	µg/L					-	<0.01	<0.01	<0.01	<0.01	<0.01	<0.01	<0.01	-	-	-	-	-	-
	Prometon	µg/L					-	<0.02	<0.02	<0.02	<0.02	<0.02	<0.02	<0.02	-	-	-	-	-	-
	Prometryn	µg/L	0.01				-	<0.01	<0.01	<0.01	<0.01	<0.01	<0.01	<0.01	-	-	-	-	-	-
	Pronamide	µg/L	0.01		100[#4]	100[#4]	-	<0.01	<0.01	<0.01	<0.01	<0.01	<0.01	<0.01	-	-	-	-	-	-
	Propanil	µg/L					-	<0.03	<0.03	<0.03	<0.03	<0.03	<0.03	<0.03	-	-	-	-	-	-

						Location	BH03006	BH03006	BH03006	BH03006	BH03006	BH03006	BH03006	BH03006	BH04001	BH04001	BH04001	BH04001	BH04001	BH04001
						Sampled_Date_Time	10/12/2019	21/01/2020	12/03/2020	01/04/2020	24/04/2020	15/05/2020	19/06/2020	29/09/2020	27/11/2019	29/01/2020	06/03/2020	27/03/2020	28/04/2020	14/05/2020
						Sample_Depth_Avg	44.97	44.69	47	47	47	48	50.5	48.04	8.6	8.25	17	20	17	18
						Project_ID	LTC - Phase 2	LTC - Phase 2	LTC - Phase 2 LTM	LTC - Phase 2	LTC - Phase 2 LTM	LTC - Phase 2	LTC - Phase 2 LTM	LTC - Phase 2 LTM	LTC - Phase 2	LTC - Phase 2	LTC - Phase 2 LTM	LTC - Phase 2 LTM	LTC - Phase 2 LTM	LTC - Phase 2
				UK Drinking Water Standards	UK Estuaries and coastal waters EQS	UK Freshwater EQS														
Chem_Group	**Analyte**	**Units**	**MDL**																	
	Propazine	µg/L	0.01				-	<0.01	<0.01	<0.01	<0.01	<0.01	<0.01	<0.01	-	-	-	-	-	-
	Propham	µg/L					-	<0.05	<0.05	<0.05	<0.05	<0.05	<0.05	<0.05	-	-	-	-	-	-
	Propiconazole	µg/L					-	<0.01	<0.01	<0.01	<0.01	<0.01	<0.01	<0.01	-	-	-	-	-	-
	Propoxycarbazone-sodium	µg/L					-	<0.05	<0.01	<0.03	<0.01	<0.01	<0.05	<0.01	-	-	-	-	-	-
	Pursuit	µg/L					-	<0.01	<0.01	<0.01	<0.01	<0.01	<0.01	<0.01	-	-	-	-	-	-
	Pyriproxyfen	µg/L					-	<0.03	<0.03	<0.03	<0.03	<0.03	<0.03	<0.03	-	-	-	-	-	-
	Quinclorac	µg/L					-	<0.02	<0.02	<0.02	<0.02	<0.02	<0.02	<0.02	-	-	-	-	-	-
	Quinoxyfen	µg/L					-	<0.04	<0.04	<0.04	<0.04	<0.04	<0.04	<0.04	-	-	-	-	-	-
	Savey	µg/L					-	<0.02	<0.02	<0.02	<0.02	<0.02	<0.02	<0.02	-	-	-	-	-	-
	Sethoxydim	µg/L					-	<0.02	<0.02	<0.02	<0.02	<0.02	<0.02	<0.02	-	-	-	-	-	-
	Simazine	µg/L	0.01		1[#2]	1[#2]	-	<0.01	<0.01	<0.01	<0.01	<0.01	<0.01	<0.01	-	-	-	-	-	-
	Tebuthiuron	µg/L					-	<0.02	<0.02	<0.02	<0.02	<0.02	<0.02	<0.02	-	-	-	-	-	-
	Terbutryn	µg/L	0.01				-	<0.01	<0.01	<0.01	<0.01	<0.01	<0.01	<0.01	-	-	-	-	-	-
	Terbuthylazine	µg/L					-	-	<0.01	<0.01	<0.01	<0.01	<0.01	<0.01	-	-	-	-	-	-
	Terbutylazine	µg/L					-	<0.01							-	-				
	Phosalone	µg/L	0.01				-	<0.01	<0.01	<0.01	<0.01	<0.01	<0.01	<0.01	-	-	-	-	-	-
	Phosphamidon	µg/L	0.01				-	<0.01	<0.01	<0.01	<0.01	<0.01	<0.01	<0.01	-	-	-	-	-	-
	Thiobencarb	µg/L					-	<0.01	<0.01	<0.01	<0.01	<0.01	<0.01	<0.01	-	-	-	-	-	-
	Thiophanate-methyl	µg/L					-	<0.03	<0.03	<0.03	<0.03	<0.03	<0.03	<0.03	-	-	-	-	-	-
	Triadimefon	µg/L	0.01				-	<0.01	<0.01	<0.01	<0.01	<0.01	<0.01	<0.01	-	-	-	-	-	-
	Triadimenol	µg/L					-	<0.01	<0.01	<0.01	<0.01	<0.01	<0.01	<0.01	-	-	-	-	-	-
	Triallate	µg/L	0.01		0.25[#4]	0.25[#4]	-	<0.05	<0.01	<0.01	<0.01	<0.01	<0.01	<0.01	-	-	-	-	-	-
	Triasulfuron	µg/L					-	<0.02	<0.02	<0.02	<0.02	<0.02	<0.02	<0.02	-	-	-	-	-	-
	Tributyl phosphate	µg/L	0.01		50[#4]	50[#4]	-	<0.01	-	-	-	-	-	-	-	-	-	-	-	-
	Triclopyr	µg/L					-	<0.03	<0.03	<0.03	<0.03	<0.03	<0.3	<0.03	-	-	-	-	-	-
	Triclosan	µg/L					-	<0.05	<0.05	<0.5	<0.05	<0.05	<0.5	<0.05	-	-	-	-	-	-
	Trifluralin	µg/L	0.01		0.03[#2]	0.03[#2]	-	<0.01	<0.01	<0.01	<0.01	<0.01	<0.02	<0.01	-	-	-	-	-	-

						Location	BH03006	BH03006	BH03006	BH03006	BH03006	BH03006	BH03006	BH03006	BH04001	BH04001	BH04001	BH04001	BH04001	BH04001
						Sampled_Date_Time	10/12/2019	21/01/2020	12/03/2020	01/04/2020	24/04/2020	15/05/2020	19/06/2020	29/09/2020	27/11/2019	29/01/2020	06/03/2020	27/03/2020	28/04/2020	14/05/2020
						Sample_Depth_Avg	44.97	44.69	47	47	47	48	50.5	48.04	8.6	8.25	17	20	17	18
						Project_ID	LTC - Phase 2	LTC - Phase 2	LTC - Phase 2 LTM	LTC - Phase 2	LTC - Phase 2 LTM	LTC - Phase 2	LTC - Phase 2 LTM	LTC - Phase 2 LTM	LTC - Phase 2	LTC - Phase 2	LTC - Phase 2 LTM	LTC - Phase 2 LTM	LTC - Phase 2 LTM	LTC - Phase 2
				UK Drinking Water Standards	UK Estuaries and coastal waters EQS	UK Freshwater EQS														
Chem_Group	**Analyte**	**Units**	**MDL**																	
	Tebuconazole	µg/L					-	<0.01	<0.01	<0.01	0.053	<0.01	<0.01	<0.01	-	-	-	-	-	-
	Telodrin	µg/L	0.01				-	<0.01	<0.01	<0.01	<0.01	<0.02	<0.02	<0.01	-	-	-	-	-	-
	Triazophos	µg/L	0.01		0.005[#4]	0.005[#4]	-	<0.02	<0.01	<0.01	<0.01	<0.02	<0.01	<0.02	-	-	-	-	-	-
	Tricyclazole	µg/L					-	<0.01	<0.01	<0.01	<0.01	<0.01	<0.01	<0.01	-	-	-	-	-	-
Surrogate	Surrogate Value	%					-	-	-	106	82.5	84.1	77.5	89.4	-	-	-	-	-	-
SVOC TIC	SVOC TICS - Detect	Detect					-	-	-	-	-	-	-	-	-	-	-	-	-	-
	SVOC Tentatively Identified Compounds	µg/L	10				-	-	-	-	-	-	-	-	-	-	-	-	-	-
VOC TIC	VOC TICs - Detect	Detect					-	-	-	-	-	-	-	-	-	-	-	-	-	-
	VOC Tentatively Identified Compounds	µg/l	10				-	-	-	-	-	-	-	-	-	-	-	-	-	-
Other	Biochemical Oxygen Demand (5-day test)	µg/L	1000				-	-	-	-	-	-	-	<1000	-	-	-	-	-	-
	Redox	mV					-	-	-	175	153	183	92	143	-	-	-	-	-	-
	Salinity (no units)	PSS-78					-	-							-	-				
	Conductivity @ 20oC	µS/cm	5				519	556	520	590	578	581	418	549	667	703	688	706	685	702
	Total Dissolved Solids (Filtered)	mg/L	10				-	-	-	386	474	472	500	452	-	-	-	560	661	580
	Biological Oxygen Demand	mg/L	1				<1	1.09	<1	<1	<1	2.47	<1	-	<1	<1	<1	<1	<1	<1
	Chemical Oxygen Demand	mg/L	7				21	24.7	16.8	30.7	28.2	15	21.6	11	16.7	30.9	<7	17.6	12.8	9.94
	Dissolved Organic Carbon (Filtered)	µg/L	3000				<3000	<3000	<3000	<3000	<3000	<3000	<3000	<3000	3820	<3000	<3000	<3000	<3000	<3000
	pH (Lab)	pH_Units	1	6.5-9.5[#1]	6-8.5(MAC)[#46]	6-9(MAC)[#46]	7.57	7.48	7.68	7.47	7.45	7.53	7.59	7.57	7.85	7.8	7.37	7.43	7.52	7.38
	Total Organic Carbon	mg/l	3				-	-							-	-				

Environmental Standards Comments

						Location	BH03006	BH03006	BH03006	BH03006	BH03006	BH03006	BH03006	BH03006	BH04001	BH04001	BH04001	BH04001	BH04001	BH04001
						Sampled_Date_Time	10/12/2019	21/01/2020	12/03/2020	01/04/2020	24/04/2020	15/05/2020	19/06/2020	29/09/2020	27/11/2019	29/01/2020	06/03/2020	27/03/2020	28/04/2020	14/05/2020
						Sample_Depth_Avg	44.97	44.69	47	47	47	48	50.5	48.04	8.6	8.25	17	20	17	18
						Project_ID	LTC - Phase 2	LTC - Phase 2	LTC - Phase 2 LTM	LTC - Phase 2	LTC - Phase 2 LTM	LTC - Phase 2	LTC - Phase 2 LTM	LTC - Phase 2 LTM	LTC - Phase 2	LTC - Phase 2	LTC - Phase 2 LTM	LTC - Phase 2 LTM	LTC - Phase 2 LTM	LTC - Phase 2
Chem_Group	**Analyte**	**Units**	**MDL**	UK Drinking Water Standards	UK Estuaries and coastal waters EQS	UK Freshwater EQS														
#1:Water Supply (Water Quality) Regulations 2016.																				
#2:Water Framework Directive (Standards and Classification) Directions (England and Wales) 2015.																				

#3:Operational Targets and EQS. EA, April 2018
#4:Water Framework Directive (Standards & Classification) Directions (England & Wales) 2015. Dissolved fraction.
#5:Water Framework Directive (Standards & Classification) Directions (England & Wales) 2015. Dissolved fraction. Lowest criteria presented (<40mg/l of CaCO3). See 'further assessment' if criteria exceeded and hardness (CaCO3) data available.
#6:Water Framework Directive (Standards and Classification) Directions (England and Wales) 2015. Dissolved Fraction. If hexavalent chromium (CrVI) data is available, a value of 4.7µg/l may be appropriate for the remaining trivalent chromium (CrIII).
#7:Operational Targets and EQS. EA, April 2018. Dissolved fraction.
#8:Water Framework Directive (Standards and Classification) Directions (England and Wales) 2015. Dissolved Fraction. If DOC >1mg/l then a higher criteria applies [3.76+(2.677x((DOC/2)-0.5))]
#9:Water Framework Directive (Standards & Classification) Directions (England & Wales) 2015. Dissolved & bioavailable (bio) fraction plus background. M-BAT tool to assess: http://wfduk.org/resources/rivers-lakes-metal-bioavailability-assessment-tool-m-bat
#10:Water Framework Directive (Standards & Classification) Directions (England & Wales) 2015. Bioavailable (bio) fraction. M-BAT tool to assess: http://wfduk.org/resources/rivers-lakes-metal-bioavailability-assessment-tool-m-bat
#11:Water Framework Directive (Standards and Classification) Directions (England and Wales) 2015. Dissolved Fraction. MAC adopted in absence of AA value.
#12:Guidelines for Drinking-water Quality, 4th Edition. WHO, 2011. Informal value.
#13:Operational Targets and EQS. EA, April 2018.
#14:Operational Targets and EQS. EA, April 2018. Lowest criteria presented (<200mg/l CaCO3). See 'further assessment' values if criteria exceeded and hardness (CaCO3) data available.
#15:Guidelines for Drinking-water Quality, 4th Edition. WHO, 2011. Based on taste rather than a formal guideline.
#16:Operational Targets and EQS. EA, April 2018. Dissolved plus ambient background concentration. For saltwater, an Ambient Background Concentration of 1.1 µg/l has been used.
#17:Water Framework Directive (Standards and Classification) Directions (England and Wales) 2015. Indicator of 'good' status (90%ile) - Ammonia standard for lakes and rivers (total ammonia as nitrogen).
#18:Operational Targets and EQS. EA, April 2018. Dissolved fraction. Lowest criteria presented (<50 mg/l CaCO3). See 'further assessment' values if criteria exceeded and hardness (CaCO3) data available.
#19:Water Supply (Water Quality) Regulations 2016. As NO3.
#20:Water Supply (Water Quality) Regulations 2016. As NO2.

						Location	BH03006	BH03006	BH03006	BH03006	BH03006	BH03006	BH03006	BH03006	BH04001	BH04001	BH04001	BH04001	BH04001	BH04001
						Sampled_Date_Time	10/12/2019	21/01/2020	12/03/2020	01/04/2020	24/04/2020	15/05/2020	19/06/2020	29/09/2020	27/11/2019	29/01/2020	06/03/2020	27/03/2020	28/04/2020	14/05/2020
						Sample_Depth_Avg	44.97	44.69	47	47	47	48	50.5	48.04	8.6	8.25	17	20	17	18
						Project_ID	LTC - Phase 2	LTC - Phase 2	LTC - Phase 2 LTM	LTC - Phase 2	LTC - Phase 2 LTM	LTC - Phase 2	LTC - Phase 2 LTM	LTC - Phase 2 LTM	LTC - Phase 2	LTC - Phase 2	LTC - Phase 2 LTM	LTC - Phase 2 LTM	LTC - Phase 2 LTM	LTC - Phase 2
Chem_Group	**Analyte**	**Units**	**MDL**	UK Drinking Water Standards	UK Estuaries and coastal waters EQS	UK Freshwater EQS														

#21:Water Supply (Water Quality) Regulations 2016. As SO4.
#22:Water Supply (Water Quality) Regulations 2016. Value of 0.1µg/l for PAH split between four individual PAH. Requires summation of benzo(b)fluoranthene, benzo(k)fluoranthene, benzo(ghiperylene and indeno(123cd)pyrene to use 0.1µg/l value.
#23:Water Framework Directive (Standards and Classification) Directions (England and Wales) 2015. Benzo(a)pyrene can be considered as a marker for other PAH for comparison with the corresponding AA-EQS in water.
#24:No UK DWS for total petroleum hydrocarbons (TPH), or speciated TPH fractions. A value of 10 µg/l is adopted for sum TPH based on the rescinded Private Water Supply Regulations, 1991.
#25:No UK EQS for total petroleum hydrocarbons (TPH), or speciated TPH fractions. A value of 50 µg/l is adopted for sum TPH protection of surface water based on 50µg/l-1000µg/l (Surface Waters (Abstraction for Drinking Water) Regulations 1989).
#26:Guidelines for Drinking-water Quality, 4th Edition. WHO, 2011
#27:Proposed Environmental Quality Standard, in absence of legislative standard (Ayscough et al., 2002). https://assets.publishing.service.gov.uk/government/uploads/system/uploads/attachment_data/file/291223/sp2-115-tr4-e-e.pdf
#28:Guidelines for Drinking-water Quality, 4th Edition. WHO, 2011. Value of 500µg/l for sum xylenes split between isomers. Requires summation of m,p & o isomers to use 500µg/l value.
#29:Operational Targets and EQS. EA, April 2018. Value of 30µg/l for sum xylenes split between isomers. Requires summation of m,p & o isomers to use 30µg/l value.
#30:The taste and odour threshold of 15µg/l is commonly adopted as a guide.
#31:The taste and odour threshold of 15µg/l is commonly adopted as a guide. In situations where there is no risk to a drinking water supply or aquifer, a PNEC value of 2,600µg/l may be used.
#32:Water Framework Directive (Standards and Classification) Directions (England and Wales) 2015. Value of 140µg/l for tetrachloroethane split between 2 isomers. Requires summation of 2 isomers to use 140µg/l value.
#33:Guidelines for Drinking-water Quality, 4th Edition. WHO, 2011. In Scotland a value of 200µg/l is used (WAT-PS-10-01).
#34:US EPA Regional Screening Levels, May 2019. https://www.epa.gov/risk/regional-screening-levels-rsls-generic-tables
#35:Guidelines for Drinking-water Quality, 4th Edition. WHO, 2011. In Scotland a value of 7µg/l is used (WAT-PS-10-01).
#36:Water Supply (Water Quality) Regulations 2016. Value of 100µg/l for sum trihalomethanes split between individual compounds. Requires summation of chloroform, bromoform, chlorodibromomethane and bromodichloromethane to use 100µg/l value.
#37:Guidelines for Drinking-water Quality, 4th Edition. WHO, 2011. Value of 50µg/l for sum cis & trans-DCE split between isomers. Requires summation of cis & trans-DCE isomers to use 50µg/l value.
#38:Water Supply (Water Quality) Regulations 2016. Value of 10µg/l for sum of TCE & PCE split between individual compounds. Requires summation of TCE & PCE to use 10µg/l value.
#39:Water Framework Directive (Standards and Classification) Directions (England and Wales) 2015. Value of 0.4µg/l for sum isomers split between 3 isomers. Requires summation of isomers to use 0.4µg/l value.
#40:Water Framework Directive (Standards and Classification) Directions (England and Wales) 2015. Value of 20µg/l for sum isomers split between 3 isomers. Requires summation of isomers to use 20µg/l value.
#41:Position statement (WAT-PS-10-01), SEPA August 2014.
#42:Water Framework Directive (Standards and Classification) Directions (England and Wales) 2015. Value of 0.025µg/l for sum DDT isomers split between 4 isomers. Requires summation of 4 isomers to use 0.025µg/l value.
#43:Water Framework Directive (Standards and Classification) Directions (England and Wales) 2015. Value of 0.005µg/l for sum isomers split between 4 isomers. Requires summation of isomers to use 0.005µg/l value.
#44:Water Framework Directive (Standards and Classification) Directions (England and Wales) 2015. Value of 0.01µg/l for sum isomers split between 4 isomers. Requires summation of isomers to use 0.01µg/l value.
#45:Water Framework Directive (Standards and Classification) Directions (England and Wales) 2015. Relates to p,p-DDT (CAS 50-29-3)
#46:Operational Targets and EQS. EA, April 2018. Maximum Allowable Concentration (MAC) adopted in absence of Annual Average (AA) value.

Key

<0.6	Result MDL exceeds GAC
27.8	Result exceeds GAC
-	Determinand not tested for

Notes

Where a range is given a determinand has been analysed for by more than one method

						Location	BH04001	BH04001	BH04004	BH04004	BH04004	BH04004	BH04004	BH04004	BH04004	BH04004	BH04006	BH04006	BH04006	BH04006
						Sampled_Date_Time	18/06/2020	29/09/2020	16/10/2019	29/01/2020	06/03/2020	27/03/2020	28/04/2020	14/05/2020	18/06/2020	24/09/2020	20/11/2019	28/01/2020	26/02/2020	24/03/2020
						Sample_Depth_Avg	18	8.62	3.09	2.71	9.5	9	9	10	9	2.96	0.85	0.05	2.4	2.3
						Project_ID	LTC - Phase 2	LTC - Phase 2 LTM	LTC - Phase 2	LTC - Phase 2	LTC - Phase 2 LTM	LTC - Phase 2 LTM	LTC - Phase 2 LTM	LTC - Phase 2	LTC - Phase 2 LTM	LTC - Phase 2 LTM	LTC - Phase 2	LTC - Phase 2	LTC - Phase 2 LTM	LTC - Phase 2 LTM
				UK Drinking Water Standards	UK Estuaries and coastal waters EQS	UK Freshwater EQS														
Chem_Group	**Analyte**	**Units**	**MDL**																	
Metals	Antimony	µg/L	4	5[#1]			-	-	-	-	-	-	-	-	-	-	-	-	-	-
	Antimony (Filtered)	µg/L	1	5[#1]					-	-							-	-		
	Arsenic	µg/L	2	10[#1]	25[#2]	50[#2]	<2	<2	-	-	<2	<2	<2	<2	<2	<2	-	-	-	5.31
	Arsenic (Filtered)	µg/L	0.5	10[#1]	25[#2]	50[#2]	0.538	<0.5	<0.5	<0.5	<0.5	<0.5	<0.5	<0.5	<0.5	<0.5	2.43	2.8	3.4	4.47
	Barium (Filtered)	µg/L	0.2	1300[#3]					-	-							-	-		
	Beryllium (Filtered)	µg/L	0.1						-	-							-	-		
	Boron	µg/L	20	1000[#1]	7000[#4]	2000[#4]	28.4	33.7	-	-	44.8	52.9	60.2	57.3	48.9	60.7	-	-	-	462
	Boron (Filtered)	µg/L	10	1000[#1]	7000[#4]	2000[#4]	34	31.9	63.5	45.2	-	50.9	55	56.4	52.9	57	559	444	479	486
	Cadmium	µg/L	0.5	5[#1]	0.2[#5]	0.08[#6]	<0.5	<0.5	-	-	<0.5	<0.5	<0.5	<0.5	<0.5	<0.5	-	-	-	<0.5
	Cadmium (Filtered)	µg/L	0.08	5[#1]	0.2[#5]	0.08[#6]	<0.08	<0.08	<0.08	<0.08	<0.08	<0.08	<0.08	<0.08	<0.08	<0.08	<0.08	<0.08	<0.08	<0.08
	Chromium (hexavalent) (Filtered)	µg/L	3		0.6[#5]	3.4[#5]	<3	5.91	<3	<3	<3	<3	<3	<3	<3	<3	<3	<3	<3	<3
	Chromium	µg/L	3	50[#1]	0.6[#5]	3.4[#7]	11.5	<3	-	-	<3	<3	<3	<3	<3	<3	-	-	-	<3
	Chromium (Filtered)	µg/L	1	50[#1]	0.6[#5]	3.4[#7]	<1	<1	<1	1.22	<1	<1	1.63	<1	1.15	<1	5.92	<1	<1	<1
	Chromium (Trivalent) (Filtered)	µg/L	3			4.7[#5]	<3	<3	<3	<3	<3	<3	<3	<3	<3	<3	5.92	<3	<3	<3
	Cobalt (Filtered)	µg/L	0.5		3[#8]	3[#8]	<0.5	<0.5	<0.5	1.37	<0.5	<0.5	<0.5	<0.5	<0.5	<0.5	0.516	<0.5	<0.5	<0.5
	Copper	µg/L	1	2000[#1]	3.76[#9]	1(bio)[#10]	9.52	2.74	-	-	-	1.31	1.23	1.33	<1	<1	-	-	-	9.23
	Copper (Filtered)	µg/L	0.3	2000[#1]	3.76[#9]	1(bio)[#10]	3.33	1.01	0.434	1.18	-	0.651	0.558	0.744	0.939	<0.3	7.84	6.82	6.6	6.16
	Iron (Filtered)	µg/L	19	200[#1]	1000[#2]	1000[#2]	408	<19	<19	22.7	<19	<19	<19	<19	435	<19	<19	<19	<19	<19
	Lead	µg/L	1	10[#1]	1.3[#5]	1.2(bio)[#10]	-	-	-	-	-	-	-	-	-	-	-	-	-	-
	Lead (Filtered)	µg/L	0.2	10[#1]	1.3[#5]	1.2(bio)[#10]	3.52	<0.2	<0.2	<0.2	<0.2	<0.2	<0.2	<0.2	0.268	<0.2	<0.2	<0.2	<0.2	<0.2
	Manganese	µg/L	1	50[#1]		123(bio)[#11]	139	22.4	-	-	9.96	20.5	14.1	23.1	12.1	1.11	-	-	-	20.4
	Manganese (Filtered)	µg/L	3	50[#1]		123(bio)[#11]	15.5	<3	35.1	7.52	<3	<3	<3	<3	12.5	<3	17.6	<3	<3	4.88
	Mercury	µg/L	0.02	1[#1]	0.07(MAC)[#12]	0.07(MAC)[#12]	0.0359	<0.02	-	-	<0.02	<0.02	<0.02	<0.02	<0.02	<0.02	-	-	-	0.0267
	Mercury (Filtered)	µg/L	0.01	1[#1]	0.07(MAC)[#12]	0.07(MAC)[#12]	<0.01	<0.01	<0.01	<0.01	<0.01	<0.01	<0.01	<0.01	<0.01	<0.01	0.0107	0.0101	<0.01	0.0109
	Molybdenum	µg/L	9	70[#13]			-	-	-	-	-	-	-	-	-	-	-	-	-	-
	Molybdenum (Filtered)	µg/L	3	70[#13]					-	-							-	-		
	Nickel	µg/L	1	20[#1]	8.6[#5]	4(bio)[#10]	11.8	4.37	-	-	2.22	2.45	2.38	2.54	1.79	1.67	-	-	-	5.19
	Nickel (Filtered)	µg/L	0.4	20[#1]	8.6[#5]	4(bio)[#10]	4.16	2.69	3.72	6.7	1.58	1.49	2.13	1.36	1.93	1.27	5.44	3.99	4.81	4.02

						Location	BH04001	BH04001	BH04004	BH04004	BH04004	BH04004	BH04004	BH04004	BH04004	BH04004	BH04006	BH04006	BH04006	BH04006
						Sampled_Date_Time	18/06/2020	29/09/2020	16/10/2019	29/01/2020	06/03/2020	27/03/2020	28/04/2020	14/05/2020	18/06/2020	24/09/2020	20/11/2019	28/01/2020	26/02/2020	24/03/2020
						Sample_Depth_Avg	18	8.62	3.09	2.71	9.5	9	9	10	9	2.96	0.85	0.05	2.4	2.3
						Project_ID	LTC - Phase 2	LTC - Phase 2 LTM	LTC - Phase 2	LTC - Phase 2	LTC - Phase 2 LTM	LTC - Phase 2 LTM	LTC - Phase 2 LTM	LTC - Phase 2	LTC - Phase 2 LTM	LTC - Phase 2 LTM	LTC - Phase 2	LTC - Phase 2	LTC - Phase 2 LTM	LTC - Phase 2 LTM
				UK Drinking Water Standards	UK Estuaries and coastal waters EQS	UK Freshwater EQS														
Chem_Group	**Analyte**	**Units**	**MDL**																	
	Selenium	µg/L	1	10[#1]			1.97	1.63	-	-	1.86	1.24	1.39	1.38	1.41	1.4	-	-	-	2.74
	Selenium (Filtered)	µg/L	1	10[#1]			-	-	2.27	2.2	-	-	-	-	-	-	2.4	<1	1.57	-
	Strontium (Filtered)	µg/L	1				597	523	-	-	-	552	546	558	610	604	78.7	-	-	25.9
	Vanadium	µg/L	5		100[#14]	20[#15]	-	-	-	-	-	-	-	-	-	-	-	-	-	-
	Vanadium (Filtered)	µg/L	1		100[#14]	20[#15]			-	-							-	-		
	Zinc	µg/L	5	3000[#16]	7.9[#17]	10.9(bio)[#10]	52	13.4	-	-	5.37	6.01	9.37	7.02	7.91	<5	-	-	17.7	6.39
	Zinc (Filtered)	µg/L	1	3000[#16]	7.9[#17]	10.9(bio)[#10]	-	-	7.68	17.5	-	-	-	-	-	-	4.82	4.51	3	-
Inorganics	Total Hardness	mg/l	0.35				539	440	429	485	453	465	442	450	417	419	72.7	31.6	26.7	24.9
	Alkalinity (Bicarbonate as CaCO3)	mg/L	2				-	281	245	270	-	-	-	-	-	293	375	357	-	-
	Alkalinity (Bicarbonate) as HCO3	mg/L	2				622	-	299	329	305	294	293	277	293	-	458	435	433	372
	Alkalinity (total) as CaCO3	mg/L	2				510	230			250	241	240	227	240	240			355	335
	Ammoniacal Nitrogen as N (Filtered)	mg/L	0.01		0.021[#2]	0.6[#18]	0.0196	0.0194	0.0276	0.016	0.0447	<0.01	0.0446	0.0576	0.0239	0.0169	0.0372	0.03	0.033	0.026
	Ammoniacal Nitrogen as NH3	mg/L	0.2				-	-	-	-	-	-	-	-	-	-	-	-	-	-
	Ammoniacal Nitrogen as NH3 (Filtered)	mg/L	0.01				-	-	-	-	-	-	-	-	-	-	-	-	-	-
	Bromide (Filtered)	mg/L	0.06				0.139	0.18	-	-	-	0.191	0.154	0.166	0.154	0.156	0.599	-	-	0.318
	Calcium (Filtered)	mg/L	0.2				138	152	153	147	158	147	148	147	167	148	19.3	8.95	7.1	6.16
	Chloride (Filtered)	mg/L	0.08	250[#1]		250[#4]	43.8	41.6	52.6	50.7	49.6	50.2	50.4	49.6	51	48	120	66	61.6	55.8
	Cyanide (Free) (Filtered)	µg/L	2.5	50[#1]	1[#2]	1[#2]	<2.5	<2.5	<2.5	<2.5	<2.5	<2.5	<2.5	<2.5	<2.5	<2.5	<2.5	<2.5	<2.5	<2.5
	Cyanide Total (Filtered)	µg/L	5	50[#1]	1[#2]	1[#2]	<5	30.8	<5	<5	<5	<5	<5	<5	<5	<5	<5	<5	<5	<5
	cyanides-complex (Filtered)	µg/L	5	50[#1]	1[#2]	1[#2]	<5	28.8	<5	<5	<5	<5	<5	<5	<5	<5	<5	<5	<5	<5
	Fluoride (Filtered)	µg/L	500	1500[#1]	5000[#8]	1000[#19]	<500	<500	<500	<500	<500	<500	<500	<500	<500	<500	513	924	1010	1070
	Iodide	mg/L					<0.1	<0.1	-	-	-	<0.1	<0.1	<0.1	<0.1	<0.1	<0.1	-	-	<0.1
	Magnesium (Filtered)	mg/L	0.036				6.85	6.2	8.57	7.37	9.43	7.83	7.88	8.67	8.42	8.04	3.83	1.71	1.61	1.66
	Nitrate (as N) (Filtered)	mg/L	0.0677				77.7	77.5	19.3	19.7	107	108	96.2	101	98	94.6	0.408	0.38	1.23	0.637
	Nitrate (as NO3-) (Filtered)	mg/L	0.3	50(NO3)[#20]			-	-	85.7	87.2	-	-	-	-	-	-	1.81	1.68	-	-
	Nitrite (as NO2-) (Filtered)	mg/L	0.04	0.5(NO2)[#21]					-	-							-	-		
	Phosphorus	µg/L	20				221	60.5	-	-	-	66.3	51.3	74.9	51.6	39.2	-	-	-	326

						Location	BH04001	BH04001	BH04004	BH04004	BH04004	BH04004	BH04004	BH04004	BH04004	BH04004	BH04006	BH04006	BH04006	BH04006
						Sampled_Date_Time	18/06/2020	29/09/2020	16/10/2019	29/01/2020	06/03/2020	27/03/2020	28/04/2020	14/05/2020	18/06/2020	24/09/2020	20/11/2019	28/01/2020	26/02/2020	24/03/2020
						Sample_Depth_Avg	18	8.62	3.09	2.71	9.5	9	9	10	9	2.96	0.85	0.05	2.4	2.3
						Project_ID	LTC - Phase 2	LTC - Phase 2 LTM	LTC - Phase 2	LTC - Phase 2	LTC - Phase 2 LTM	LTC - Phase 2 LTM	LTC - Phase 2 LTM	LTC - Phase 2	LTC - Phase 2 LTM	LTC - Phase 2 LTM	LTC - Phase 2	LTC - Phase 2	LTC - Phase 2 LTM	LTC - Phase 2 LTM
				UK Drinking Water Standards	UK Estuaries and coastal waters EQS	UK Freshwater EQS														
Chem_Group	**Analyte**	**Units**	**MDL**																	
	Phosphorus (Filtered)	µg/L	10				27.2	14.5	-	-	-	30.8	26.8	25.9	35.2	25.2	-	-	-	282
	Potassium (Filtered)	mg/L	0.2				3	2.48	7.18	5.19	3.95	3.9	3.98	3.93	4.11	3.41	7.18	6.14	5.83	6.84
	Sodium (Filtered)	mg/L	0.076	200[#1]			22	24.1	30.6	28	22.5	23.1	22.1	24.5	22.5	22.2	334	237	235	230
	Sulphate (Filtered)	mg/L	2	250(SO4)[#22]		400[#4]	63	65.9	91.1	93.5	83.1	86.9	89.1	85.9	87.2	89.2	236	131	124	116
	Orthophosphate as P (Filtered)	µg/L	20				-	-	-	<20	29.7	-	-	-	-	-	64	210	234	-
PAH	Naphthalene	µg/L	0.01		2[#2]	2[#2]	0.0213	<0.02	0.013	<0.01	<0.01	<0.01	<0.01	<1 - 0.0128	<0.01	<1 - 0.0292	<0.01	<0.01	<0.01	<0.01
	Acenaphthene	µg/L	0.005			No UK EQS	<0.005	<0.01	<0.005	<0.005	<0.005	<0.005	<0.005	<0.005	<0.005	<0.01	<0.005	<0.005	<0.005	<0.005
	Acenaphthylene	µg/L	0.005			No UK EQS	<0.005	<0.01	<0.005	<0.005	<0.005	<0.005	<0.005	<0.005	<0.005	<0.01	<0.005	<0.005	<0.005	<0.005
	Fluoranthene	µg/L	0.005		0.0063[#2]	0.0063[#2]	<0.005	<0.01	0.0144	<0.005	<0.005	<0.005	<0.005	<0.005	<0.005	<0.01	<0.005	0.00618	<0.005	<0.005
	Anthracene	µg/L	0.005		0.1[#2]	0.1[#2]	<0.005	<0.01	0.00681	<0.005	<0.005	<0.005	<0.005	<0.005	<0.005	<0.01	<0.005	<0.005	<0.005	<0.005
	Phenanthrene	µg/L	0.005			No UK EQS	<0.005	<0.01	0.0326	<0.005	<0.005	<0.005	<0.005	<0.005	<0.005	<0.01	<0.005	<0.005	<0.005	<0.005
	Fluorene	µg/L	0.005			No UK EQS	<0.005	<0.01	<0.005	<0.005	<0.005	<0.005	<0.005	<0.005	<0.005	<0.01	<0.005	<0.005	<0.005	<0.005
	Chrysene	µg/L	0.005			No UK EQS	<0.005	<0.01	<0.005	<0.005	<0.005	<0.005	<0.005	<0.005	<0.005	<0.01	<0.005	<0.005	<0.005	<0.005
	Pyrene	µg/L	0.005			No UK EQS	<0.005	<0.01	0.00915	<0.005	<0.005	<0.005	<0.005	<0.005	<0.005	<0.01	<2 - 0.00594	0.00637	<0.005	<0.005
	Benzo(a)anthracene	µg/L	0.005			No UK EQS	<0.005	<0.01	<0.005	<0.005	<0.005	<0.005	<0.005	<0.005	<0.005	<0.01	<0.005	<0.005	<0.005	<0.005
	Benzo(b)fluoranthene	µg/L	0.005	0.025[#23]	See BaP[#24]	See BaP[#24]	<0.005	<0.01	<0.005	<0.005	<0.005	<0.005	<0.005	<0.005	<0.005	<0.01	<0.005	0.00536	<0.005	<0.005
	Benzo(k)fluoranthene	µg/L	0.005	0.025[#23]	See BaP[#24]	See BaP[#24]	<0.005	<0.01	<0.005	<0.005	<0.005	<0.005	<0.005	<0.005	<0.005	<0.01	<0.005	<0.005	<0.005	<0.005
	Benzo(a)pyrene	µg/L	0.002	0.01[#1]	0.00017[#24]	0.00017[#24]	<0.002	<0.004	<0.002	<0.002	<0.002	<0.002	<0.002	<0.002	<0.002	<0.004	<2 - 0.00246	0.00396	<0.002	<0.002
	Dibenz(a,h)anthracene	µg/L	0.005			No UK EQS	<0.005	<0.01	<0.005	<0.005	<0.005	<0.005	<0.005	<0.005	<0.005	<0.01	<0.005	<0.005	<0.005	<0.005
	Benzo(g,h,i)perylene	µg/L	0.005	0.025[#23]	See BaP[#24]	See BaP[#24]	<0.005	<0.01	<0.005	<0.005	<0.005	<0.005	<0.005	<0.005	<0.005	<0.01	<0.005	<0.005	<0.005	<0.005
	Indeno(1,2,3-c,d)pyrene	µg/L	0.005	0.025[#23]	See BaP[#24]	See BaP[#24]	<0.005	<0.01	<0.005	<0.005	<0.005	<0.005	<0.005	<0.005	<0.005	<0.01	<0.005	<0.005	<0.005	<0.005
	PAH 16 Total	µg/L	0.082				<0.082	<0.164	<0.082	<0.082	<0.082	<0.082	<0.082	<0.082	<0.082	<0.164	<0.082	<0.082	<0.082	<0.082
TPH CWG	>C5-C6 Aliphatics	µg/L	10	See TPH	See TPH	See TPH	<10	<10	<10	<10	<10	<10	<10	<10	<10	<10	<10	<10	<10	<10
	>C6-C8 Aliphatics	µg/L	10	See TPH	See TPH	See TPH	<10	<10	<10	<10	<10	<10	<10	<10	<10	<10	<10	<10	<10	<10
	>C8-C10 Aliphatics	µg/L	10	See TPH	See TPH	See TPH	<10	<10	<10	<10	<10	<10	<10	<10	<10	<10	<10	<10	<10	<10
	>C10-C12 Aliphatics	µg/L	10	See TPH	See TPH	See TPH	<10	<10	<10	<10	<10	<10	<10	<10	<10	<10	<10	<10	<10	<10
	>C12-C16 Aliphatics	µg/L	10	See TPH	See TPH	See TPH	<10	<20	<10	<10	<10	<10	<10	<10	<10	<20	<10	<10	<10	<10

						Location	BH04001	BH04001	BH04004	BH04004	BH04004	BH04004	BH04004	BH04004	BH04004	BH04004	BH04006	BH04006	BH04006	BH04006
						Sampled_Date_Time	18/06/2020	29/09/2020	16/10/2019	29/01/2020	06/03/2020	27/03/2020	28/04/2020	14/05/2020	18/06/2020	24/09/2020	20/11/2019	28/01/2020	26/02/2020	24/03/2020
						Sample_Depth_Avg	18	8.62	3.09	2.71	9.5	9	9	10	9	2.96	0.85	0.05	2.4	2.3
						Project_ID	LTC - Phase 2	LTC - Phase 2 LTM	LTC - Phase 2	LTC - Phase 2	LTC - Phase 2 LTM	LTC - Phase 2 LTM	LTC - Phase 2 LTM	LTC - Phase 2	LTC - Phase 2 LTM	LTC - Phase 2 LTM	LTC - Phase 2	LTC - Phase 2	LTC - Phase 2 LTM	LTC - Phase 2 LTM
				UK Drinking Water Standards	UK Estuaries and coastal waters EQS	UK Freshwater EQS														
Chem_Group	**Analyte**	**Units**	**MDL**																	
	>C16-C21 Aliphatics	µg/L	10	See TPH	See TPH	See TPH	<10	<20	<10	<10	<10	<10	<10	<10	<10	<20	<10	<10	<10	<10
	>C21-C35 Aliphatics	µg/L	10	See TPH	See TPH	See TPH	<10	<20	<10	<10	<10	<10	<10	<10	<10	<20	<10	<10	<10	<10
	>C16-C35 Aliphatics	µg/L	10				<10	<20	<10	<10	<10	<10	<10	<10	<10	<20	<10	<10	<10	<10
	Total Aliphatics >C12-C35	µg/L	10				<10	<20	<10	<10	<10	<10	<10	<10	<10	<20	<10	<10	<10	<10
	>EC5-EC7 Aromatics	µg/L	10				-	-			-	-	-	-	-	-			-	-
	>EC6-EC7 Aromatics	µg/L	10				<10	<10	<10	<10	<10	<10	<10	<10	<10	<10	<10	<10	<10	<10
	>EC7-EC8 Aromatics	µg/L	10	See TPH	See TPH	See TPH	<10	<10	<10	<10	<10	<10	<10	<10	<10	<10	<10	<10	<10	<10
	>EC8-EC10 Aromatics	µg/L	10	See TPH	See TPH	See TPH	<10	<10	<10	<10	<10	<10	<10	<10	<10	<10	<10	<10	<10	<10
	>EC10-EC12 Aromatics	µg/L	10	See TPH	See TPH	See TPH	<10	<10	<10	<10	<10	<10	<10	<10	<10	<10	<10	<10	<10	<10
	>EC12-EC16 Aromatics	µg/L	10	See TPH	See TPH	See TPH	<10	<20	<10	<10	<10	<10	<10	<10	<10	<20	<10	<10	<10	<10
	>EC16-EC21 Aromatics	µg/L	10	See TPH	See TPH	See TPH	<10	<20	<10	<10	<10	<10	<10	<10	<10	<20	<10	<10	<10	<10
	>EC21-EC35 Aromatics	µg/L	10	See TPH	See TPH	See TPH	<10	<20	<10	<10	<10	<10	<10	<10	<10	<20	<10	<10	<10	<10
	Total Aromatics >EC12-EC35	µg/L	10				<10	<20	<10	<10	<10	<10	<10	<10	<10	<20	<10	<10	<10	<10
	TPH >C5-C35 Aliphatics/Aromatics	µg/L	10	|10[#25]	|50[#26]	|50[#26]	<10	<20	<10	<10	<10	<10	<10	<10	<10	<20	<10	<10	<10	<10
TPH	GRO >C5-12	µg/L	50				<50	<50	<50	<50	<50	<50	<50	<50	<50	<50	<50	<50	<50	<50
BTEX and MTBE	Benzene	µg/L	1	1[#1]	8[#2]	10[#2]	<7	<7	<7	<7	<7	<1	<1	<1	<1	<1	<1	<7	<7	<1
	Toluene	µg/L	1	700[#3]	74[#2]	74[#2]	<4	<4	<4	<4	<4	<1	<1	<1	<1	<1	<1	<4	<4	<1
	Ethylbenzene	µg/L	1	300[#3]	20[#27]	20[#27]	<5	<5	<5	<5	<5	<1	<1	<1	<1	<1	<1	<5	<5	<1
	Xylene (m & p)	µg/L	1	250[#28]	15[#29]	15[#29]	<8	<8	<8	<8	<8	<1	<1	<1	<1	<1	<1	<8	<8	<1
	Xylene (o)	µg/L	1	250[#28]	15[#29]	15[#29]	<3	<3	<3	<3	<3	<1	<1	<1	<1	<1	<1	<3	<3	<1
	Xylene Total	µg/L	2	500[#3]	30[#4]	30[#4]	<11	<11	<11	<11	<11	<2	<2	<2	<2	<2	<11	<11	<11	<2
	MTBE	µg/L	1	15[#30]	15[#30]	15[#31]	<3	<3	<3	<3	<3	<1	<1	<1	<1	<1	<1	<3	<3	<1
	Total BTEX	µg/L	28				<28	<28	<28	<28	<28	<28	<28	<28	<28	<28	<28	<28	<28	<28
VOC	Styrene	µg/L	1		50[#4]	50[#4]	-	-	-	-	-	<1	<1	<1	<1	<1	<1	-	-	<1
	cis-1,3-dichloropropene	µg/L	1				-	-	-	-	-	<1	<1	<1	<1	<1	<1	-	-	<1
	trans-1,3-dichloropropene	µg/L	1				-	-	-	-	-	<1	<1	<1	<1	<1	<1	-	-	<1
	1,1,1,2-tetrachloroethane	µg/L	1			70[#32]	-	-	-	-	-	<1	<1	<1	<1	<1	<1	-	-	<1

						Location	BH04001	BH04001	BH04004	BH04004	BH04004	BH04004	BH04004	BH04004	BH04004	BH04004	BH04006	BH04006	BH04006	BH04006
						Sampled_Date_Time	18/06/2020	29/09/2020	16/10/2019	29/01/2020	06/03/2020	27/03/2020	28/04/2020	14/05/2020	18/06/2020	24/09/2020	20/11/2019	28/01/2020	26/02/2020	24/03/2020
						Sample_Depth_Avg	18	8.62	3.09	2.71	9.5	9	9	10	9	2.96	0.85	0.05	2.4	2.3
						Project_ID	LTC - Phase 2	LTC - Phase 2 LTM	LTC - Phase 2	LTC - Phase 2	LTC - Phase 2 LTM	LTC - Phase 2 LTM	LTC - Phase 2 LTM	LTC - Phase 2	LTC - Phase 2 LTM	LTC - Phase 2 LTM	LTC - Phase 2	LTC - Phase 2	LTC - Phase 2 LTM	LTC - Phase 2 LTM
				UK Drinking Water Standards	UK Estuaries and coastal waters EQS	UK Freshwater EQS														
Chem_Group	**Analyte**	**Units**	**MDL**																	
	1,1,1-trichloroethane	µg/L	1	2000[#33]	100[#4]	100[#4]	-	-	-	-	-	<1	<1	<1	<1	<1	<1	-	-	<1
	1,1,2,2-tetrachloroethane	µg/L	1			70[#32]	-	-	-	-	-	<1	<1	<1	<1	<1	<1	-	-	<1
	1,1,2-trichloroethane	µg/L	1		300[#4]	400[#4]	-	-	-	-	-	<1	<1	<1	<1	<1	<1	-	-	<1
	1,1-dichloroethane	µg/L	1	2.8[#34]			-	-	-	-	-	<1	<1	<1	<1	<1	<1	-	-	<1
	1,1-dichloroethene	µg/L	1	140[#35]			-	-	-	-	-	<1	<1	<1	<1	<1	<1	-	-	<1
	1,1-dichloropropene	µg/L	1				-	-	-	-	-	<1	<1	<1	<1	<1	<1	-	-	<1
	1,2,3-trichloropropane	µg/L	1				-	-	-	-	-	<1	<1	<1	<1	<1	<1	-	-	<1
	1,2,4-trimethylbenzene	µg/L	1				-	-	-	-	-	<1	<1	<1	<1	<1	<1	-	-	<1
	1,2-dibromo-3-chloropropane	µg/L	1				-	-	-	-	-	<1	<1	<1	<1	<1	<1	-	-	<1
	1,2-dibromoethane	µg/L	1				-	-	-	-	-	<1	<1	<1	<1	<1	<1	-	-	<1
	1,2-dichloroethane	µg/L	1	3[#1]	10[#2]	10[#2]	-	-	-	-	-	<1	<1	<1	<1	<1	<1	-	-	<1
	1,2-dichloropropane	µg/L	1				-	-	-	-	-	<1	<1	<1	<1	<1	<1	-	-	<1
	1,3,5-trimethylbenzene	µg/L	1				-	-	-	-	-	<1	<1	<1	<1	<1	<1	-	-	<1
	1,3-dichloropropane	µg/L	1				-	-	-	-	-	<1	<1	<1	<1	<1	<1	-	-	<1
	2,2-dichloropropane	µg/L	1				-	-	-	-	-	<1	<1	<1	<1	<1	<1	-	-	<1
	2-chlorotoluene	µg/L	1				-	-	-	-	-	<1	<1	<1	<1	<1	<1	-	-	<1
	4-chlorotoluene	µg/L	1				-	-	-	-	-	<1	<1	<1	<1	<1	<1	-	-	<1
	Bromobenzene	µg/L	1				-	-	-	-	-	<1	<1	<1	<1	<1	<1	-	-	<1
	Bromochloromethane	µg/L	1				-	-	-	-	-	<1	<1	<1	<1	<1	<1	-	-	<1
	Bromodichloromethane	µg/L	1	25[#36]			-	-	-	-	-	<1	<1	<1	<1	<1	<1	-	-	<1
	Bromoform	µg/L	1	25[#36]			-	-	-	-	-	<1	<1	<1	<1	<1	<1	-	-	<1
	Bromomethane	µg/L	1				-	-	-	-	-	<1	<1	<1	<1	<1	<1	-	-	<1
	Carbon disulfide	µg/L	1				-	-	-	-	-	<1	<1	<1	<1	<1	<1	-	-	<1
	Carbon tetrachloride	µg/L	1	3[#1]	12[#2]	12[#2]	-	-	-	-	-	<1	<1	<1	<1	<1	<1	-	-	<1
	Chlorodibromomethane	µg/L	1	25[#36]			-	-	-	-	-	<1	<1	<1	<1	<1	<1	-	-	<1
	Chloroethane	µg/L	1				-	-	-	-	-	<1	<1	<1	<1	<1	<1	-	-	<1
	Chloroform	µg/L	1	25[#36]	2.5[#2]	2.5[#2]	-	-	-	-	-	1.01	2.09	1.7	<1	1.28	<1	-	-	<1

						Location	BH04001	BH04001	BH04004	BH04004	BH04004	BH04004	BH04004	BH04004	BH04004	BH04004	BH04006	BH04006	BH04006	BH04006
						Sampled_Date_Time	18/06/2020	29/09/2020	16/10/2019	29/01/2020	06/03/2020	27/03/2020	28/04/2020	14/05/2020	18/06/2020	24/09/2020	20/11/2019	28/01/2020	26/02/2020	24/03/2020
						Sample_Depth_Avg	18	8.62	3.09	2.71	9.5	9	9	10	9	2.96	0.85	0.05	2.4	2.3
						Project_ID	LTC - Phase 2	LTC - Phase 2 LTM	LTC - Phase 2	LTC - Phase 2	LTC - Phase 2 LTM	LTC - Phase 2 LTM	LTC - Phase 2 LTM	LTC - Phase 2	LTC - Phase 2 LTM	LTC - Phase 2 LTM	LTC - Phase 2	LTC - Phase 2	LTC - Phase 2 LTM	LTC - Phase 2 LTM
				UK Drinking Water Standards	UK Estuaries and coastal waters EQS	UK Freshwater EQS														
Chem_Group	**Analyte**	**Units**	**MDL**																	
	Chloromethane	µg/L	1				-	-	-	-	-	<1	<1	<1	<1	<1	<1	-	-	<1
	cis-1,2-dichloroethene	µg/L	1	25[#37]			-	-	-	-	-	<1	<1	<1	<1	<1	<1	-	-	<1
	Dibromomethane	µg/L	1				-	-	-	-	-	<1	<1	<1	<1	<1	<1	-	-	<1
	Dichlorodifluoromethane	µg/L	1				-	-	-	-	-	<1	<1	<1	<1	<1	<1	-	-	<1
	Dichloromethane	µg/L	3		20[#2]	20[#2]	-	-	-	-	-	<3	<3	<3	<3	<3	<3	-	-	<3
	Isopropylbenzene	µg/L	1				-	-	-	-	-	<1	<1	<1	<1	<1	<1	-	-	<1
	n-butylbenzene	µg/L	1				-	-	-	-	-	<1	<1	<1	<1	<1	<1	-	-	<1
	n-propylbenzene	µg/L	1				-	-	-	-	-	<1	<1	<1	<1	<1	<1	-	-	<1
	p-isopropyltoluene	µg/L	1				-	-	-	-	-	<1	<1	<1	<1	<1	<1	-	-	<1
	sec-butylbenzene	µg/L	1				-	-	-	-	-	<1	<1	<1	<1	<1	<1	-	-	<1
	Trichloroethene	µg/L	1	5[#38]	10[#2]	10[#2]	-	-	-	-	-	<1	<1	<1	<1	<1	<1	-	-	<1
	tert-butylbenzene	µg/L	1				-	-	-	-	-	<1	<1	<1	<1	<1	<1	-	-	<1
	Tetrachloroethene	µg/L	1	5[#38]	10[#2]	10[#2]	-	-	-	-	-	<1	<1	<1	<1	<1	<1	-	-	<1
	trans-1,2-dichloroethene	µg/L	1	25[#37]			-	-	-	-	-	<1	<1	<1	<1	<1	<1	-	-	<1
	Trichlorofluoromethane	µg/L	1				-	-	-	-	-	<1	<1	<1	<1	<1	<1	-	-	<1
	Vinyl chloride	µg/L	1	0.5[#1]			-	-	-	-	-	<1	<1	<1	<1	<1	<1	-	-	<1
	tert-Amyl methyl ether	µg/L	1				-	-	-	-	-	<1	<1	<1	<1	<1	<1	-	-	<1
VOC/SVOC	1,2,3-trichlorobenzene	µg/L	0.01		0.13[#39]	0.13[#39]	-	-	-	-	<0.01	<1	<1	<1	<1	<1	<1	-	<0.01	<1
	1,2,4-trichlorobenzene	µg/L	0.01		0.13[#39]	0.13[#39]	-	-	-	-	<0.01	<1	<1	<1	<1	<1	<1	-	<0.01	<1
	1,2-dichlorobenzene	µg/L	1		6.7[#40]	6.7[#40]	-	-	-	-	-	<1	<1	<1	<1	<1	<1	-	-	<1
	1,3,5-Trichlorobenzene	µg/L	0.01		0.13[#39]	0.13[#39]	-	-	-	-	<0.01	<1	<1	<1	<1	<1	<1	-	<0.01	<1
	1,3-dichlorobenzene	µg/L	1		6.7[#40]	6.7[#40]	-	-	-	-	-	<1	<1	<1	<1	<1	<1	-	-	<1
	1,4-dichlorobenzene	µg/L	1		6.7[#40]	6.7[#40]	-	-	-	-	-	<1	<1	<1	<1	<1	<1	-	-	<1
	Chlorobenzene	µg/L	1	100[#41]			-	-	-	-	-	<1	<1	<1	<1	<1	<1	-	-	<1
	Hexachlorobutadiene	µg/L	0.01		0.6(MAC)[#12]	0.6(MAC)[#12]	-	-	-	-	<0.01	<1	<1	<1	<1	<1	<1	-	<0.01	<1
SVOC	4-bromophenyl phenyl ether	µg/L	1				-	-	-	-	-	<1	<1	<1	<1	<1	<2	-	-	<1
	4-nitroaniline	µg/L	1				-	-	-	-	-	<1	<1	<1	<1	<1	<2	-	-	<1

						Location	BH04001	BH04001	BH04004	BH04004	BH04004	BH04004	BH04004	BH04004	BH04004	BH04004	BH04006	BH04006	BH04006	BH04006
						Sampled_Date_Time	18/06/2020	29/09/2020	16/10/2019	29/01/2020	06/03/2020	27/03/2020	28/04/2020	14/05/2020	18/06/2020	24/09/2020	20/11/2019	28/01/2020	26/02/2020	24/03/2020
						Sample_Depth_Avg	18	8.62	3.09	2.71	9.5	9	9	10	9	2.96	0.85	0.05	2.4	2.3
						Project_ID	LTC - Phase 2	LTC - Phase 2 LTM	LTC - Phase 2	LTC - Phase 2	LTC - Phase 2 LTM	LTC - Phase 2 LTM	LTC - Phase 2 LTM	LTC - Phase 2	LTC - Phase 2 LTM	LTC - Phase 2 LTM	LTC - Phase 2	LTC - Phase 2	LTC - Phase 2 LTM	LTC - Phase 2 LTM
				UK Drinking Water Standards	UK Estuaries and coastal waters EQS	UK Freshwater EQS														
Chem_Group	**Analyte**	**Units**	**MDL**																	
	4-nitrophenol	µg/L	1				-	-	-	-	-	<1	<1	<1	<1	<1	<2	-	-	<1
	2,4,5-trichlorophenol	µg/L	1				-	-	-	-	-	<1	<1	<1	<1	<1	<2	-	-	<1
	2,4,6-trichlorophenol	µg/L	1				-	-	-	-	-	<1	<1	<1	<1	<1	<2	-	-	<1
	2,4-dichlorophenol	µg/L	1		0.42[#2]	4.2[#2]	-	-	-	-	-	<1	<1	<1	<1	<1	<2	-	-	<1
	2,4-dimethylphenol	µg/L	1				-	-	-	-	-	<1	<1	<1	<1	<1	<2	-	-	<1
	2,4-dinitrotoluene	µg/L	1				-	-	-	-	-	<1	<1	<1	<1	<1	<2	-	-	<1
	2,6-dinitrotoluene	µg/L	1				-	-	-	-	-	<1	<1	<1	<1	<1	<2	-	-	<1
	2-chloronaphthalene	µg/L	1				-	-	-	-	-	<1	<1	<1	<1	<1	<2	-	-	<1
	2-chlorophenol	µg/L	1		50[#4]	50[#4]	-	-	-	-	-	<1	<1	<1	<1	<1	<2	-	-	<1
	2-methylnaphthalene	µg/L	1				-	-	-	-	-	<1	<1	<1	<1	<1	<2	-	-	<1
	2-methylphenol	µg/L	1				-	-	-	-	-	<1	<1	<1	<1	<1	<2	-	-	<1
	2-nitroaniline	µg/L	1				-	-	-	-	-	<1	<1	<1	<1	<1	<2	-	-	<1
	2-nitrophenol	µg/L	1				-	-	-	-	-	<1	<1	<1	<1	<1	<2	-	-	<1
	3-nitroaniline	µg/L	1				-	-	-	-	-	<1	<1	<1	<1	<1	<2	-	-	<1
	4,6-Dinitro-2-methylphenol	µg/L					-	-	-	<0.03	<0.03	-	-	-	-	-	-	<0.03	<0.03	-
	4-chloro-3-methylphenol	µg/L	1		40[#4]	40[#4]	-	-	-	-	-	<1	<1	<1	<1	<1	<2	-	-	<1
	4-chloroaniline	µg/L	1				-	-	-	-	-	<1	<1	<1	<1	<1	<2	-	-	<1
	4-chlorophenyl phenyl ether	µg/L	1				-	-	-	-	-	<1	<1	<1	<1	<1	<2	-	-	<1
	4-methylphenol	µg/L	1				-	-	-	-	-	<1	<1	<1	<1	<1	<2	-	-	<1
	Azobenzene	µg/L	1				-	-	-	-	-	<1	<1	<1	<1	<1	<2	-	-	<1
	Bis(2-chloroethoxy) methane	µg/L	1				-	-	-	-	-	<1	<1	<1	<1	<1	<2	-	-	<1
	Bis(2-chloroethyl)ether	µg/L	1				-	-	-	-	-	<1	<1	<1	<1	<1	<2	-	-	<1
	Bis(2-ethylhexyl) phthalate	µg/L	2		1.3[#2]	1.3[#2]	-	-	-	-	-	<2	<2	<2	<2	<2	<4	-	-	<2
	Butyl benzyl phthalate	µg/L	1		0.75[#2]	7.5[#2]	-	-	-	-	-	<1	<1	<1	<1	<1	<2	-	-	<1
	Carbazole	µg/L	1				-	-	-	-	-	<1	<1	<1	<1	<1	<2	-	-	<1
	Dibenzofuran	µg/L	1				-	-	-	-	-	<1	<1	<1	<1	<1	<2	-	-	<1
	Diethylphthalate	µg/L	1		200[#4]	200[#4]	-	-	-	-	-	<1	<1	<1	<1	<1	<2	-	-	<1

						Location	BH04001	BH04001	BH04004	BH04004	BH04004	BH04004	BH04004	BH04004	BH04004	BH04004	BH04006	BH04006	BH04006	BH04006
						Sampled_Date_Time	18/06/2020	29/09/2020	16/10/2019	29/01/2020	06/03/2020	27/03/2020	28/04/2020	14/05/2020	18/06/2020	24/09/2020	20/11/2019	28/01/2020	26/02/2020	24/03/2020
						Sample_Depth_Avg	18	8.62	3.09	2.71	9.5	9	9	10	9	2.96	0.85	0.05	2.4	2.3
						Project_ID	LTC - Phase 2	LTC - Phase 2 LTM	LTC - Phase 2	LTC - Phase 2	LTC - Phase 2 LTM	LTC - Phase 2 LTM	LTC - Phase 2 LTM	LTC - Phase 2	LTC - Phase 2 LTM	LTC - Phase 2 LTM	LTC - Phase 2	LTC - Phase 2	LTC - Phase 2 LTM	LTC - Phase 2 LTM
				UK Drinking Water Standards	UK Estuaries and coastal waters EQS	UK Freshwater EQS														
Chem_Group	**Analyte**	**Units**	**MDL**																	
	Dimethyl phthalate	µg/L	1		800[#4]	800[#4]	-	-	-	-	-	<1	<1	<1	<1	<1	<2	-	-	<1
	Di-n-butyl phthalate	µg/L	1		8[#4]	8[#4]	-	-	-	-	-	<1	<1	<1	<1	<1	<2	-	-	<1
	Di-n-octyl phthalate	µg/L	5		20[#4]	20[#4]	-	-	-	-	-	<5	<5	<5	<5	<5	<10	-	-	<5
	Hexachlorobenzene	µg/L	0.01		0.05(MAC)[#12]	0.05(MAC)[#12]	-	-	-	<0.01	<0.01	<1	<1	<1	<1	<1	<2	<0.01	<0.01	<1
	Hexachlorocyclopentadiene	µg/L	1				-	-	-	-	-	<1	<1	<1	<1	<1	<2	-	-	<1
	Hexachloroethane	µg/L	1				-	-	-	-	-	<1	<1	<1	<1	<1	<2	-	-	<1
	Isophorone	µg/L	1				-	-	-	-	-	<1	<1	<1	<1	<1	<2	-	-	<1
	Nitrobenzene	µg/L	1				-	-	-	-	-	<1	<1	<1	<1	<1	<2	-	-	<1
	N-nitrosodi-n-propylamine	µg/L	1				-	-	-	-	-	<1	<1	<1	<1	<1	<2	-	-	<1
	Pentachlorobenzene	µg/L	0.01		0.0007[#2]	0.007[#2]	-	-	-	<0.01	<0.01	-	-	-	-	-	-	<0.01	<0.01	-
	Pentachloronitrobenzene	µg/L	0.01				-	-	-	<0.01	<0.01	-	-	-	-	-	-	<0.01	<0.01	-
	Pentachlorophenol	µg/L	1		0.4[#2]	0.4[#2]	-	-	-	-	-	<1	<1	<1	<1	<1	<2	-	-	<1
PCB	Heptachlorobiphenyl, 2,3,3,4,4,5,5- (PCB 189)	µg/L	0.015				-	-	-	-	-	-	-	-	-	-	-	-	-	-
	Hexachlorobiphenyl, 2,3,3,4,4,5- (PCB 156)	µg/L	0.015				-	-	-	-	-	-	-	-	-	-	-	-	-	-
	Hexachlorobiphenyl, 2,3,3,4,4,5- (PCB 157)	µg/L	0.015				-	-	-	-	-	-	-	-	-	-	-	-	-	-
	Hexachlorobiphenyl, 2,3,4,4,5,5- (PCB 167)	µg/L	0.015				-	-	-	-	-	-	-	-	-	-	-	-	-	-
	Hexachlorobiphenyl, 3,3,4,4,5,5- (PCB 169)	µg/L	0.015				-	-	-	-	-	-	-	-	-	-	-	-	-	-
	PCB 101	µg/L	0.015				-	-	-	-	-	-	-	-	-	-	-	-	-	-
	PCB 118	µg/L	0.015				-	-	-	-	-	-	-	-	-	-	-	-	-	-
	PCB 138	µg/L	0.015				-	-	-	-	-	-	-	-	-	-	-	-	-	-
	PCB 153	µg/L	0.015				-	-	-	-	-	-	-	-	-	-	-	-	-	-
	PCB 180	µg/L	0.015				-	-	-	-	-	-	-	-	-	-	-	-	-	-
	PCB 28	µg/L	0.015				-	-	-	-	-	-	-	-	-	-	-	-	-	-
	PCB 52	µg/L	0.015				-	-	-	-	-	-	-	-	-	-	-	-	-	-
	Pentachlorobiphenyl, 2,3,3,4,4- (PCB 105)	µg/L	0.015				-	-	-	-	-	-	-	-	-	-	-	-	-	-
	Pentachlorobiphenyl, 2,3,4,4,5- (PCB 114)	µg/L	0.015				-	-	-	-	-	-	-	-	-	-	-	-	-	-
	Pentachlorobiphenyl, 2,3,4,4,5- (PCB 123)	µg/L	0.015				-	-	-	-	-	-	-	-	-	-	-	-	-	-

						Location	BH04001	BH04001	BH04004	BH04004	BH04004	BH04004	BH04004	BH04004	BH04004	BH04004	BH04006	BH04006	BH04006	BH04006
						Sampled_Date_Time	18/06/2020	29/09/2020	16/10/2019	29/01/2020	06/03/2020	27/03/2020	28/04/2020	14/05/2020	18/06/2020	24/09/2020	20/11/2019	28/01/2020	26/02/2020	24/03/2020
						Sample_Depth_Avg	18	8.62	3.09	2.71	9.5	9	9	10	9	2.96	0.85	0.05	2.4	2.3
						Project_ID	LTC - Phase 2	LTC - Phase 2 LTM	LTC - Phase 2	LTC - Phase 2	LTC - Phase 2 LTM	LTC - Phase 2 LTM	LTC - Phase 2 LTM	LTC - Phase 2	LTC - Phase 2 LTM	LTC - Phase 2 LTM	LTC - Phase 2	LTC - Phase 2	LTC - Phase 2 LTM	LTC - Phase 2 LTM
				UK Drinking Water Standards	UK Estuaries and coastal waters EQS	UK Freshwater EQS														
Chem_Group	**Analyte**	**Units**	**MDL**																	
	Pentachlorobiphenyl, 3,3,4,4,5- (PCB 126)	µg/L	0.015				-	-	-	-	-	-	-	-	-	-	-	-	-	-
	Tetrachlorobiphenyl, 3,3,4,4- (PCB 77)	µg/L	0.015				-	-	-	-	-	-	-	-	-	-	-	-	-	-
	Tetrachlorobiphenyl, 3,4,4,5- (PCB 81)	µg/L	0.015				-	-	-	-	-	-	-	-	-	-	-	-	-	-
	Total PCB 7 Congeners	µg/L	0.105				-	-	-	-	-	-	-	-	-	-	-	-	-	-
Phenolics	Xylenols (Filtered)	µg/L	0.5				<0.5	<0.5	<0.5	<0.5	<0.5	<0.5	<0.5	<0.5	1.07	<0.5	<0.5	<0.5	<0.5	<0.5
	Cresol Total (Filtered)	µg/L	0.5				<0.5	<0.5	<0.5	<0.5	<0.5	<0.5	<0.5	<0.5	<0.5	<0.5	<0.5	<0.5	<0.5	<0.5
	Phenol	µg/L	1	5800[#34]	7.7[#2]	7.7[#2]	-	-	-	-	-	<1	<1	<1	<1	<1	<2	-	-	<1
	Phenol (Filtered)	µg/L	0.5	5800[#34]	7.7[#2]	7.7[#2]	<0.5	<0.5	<0.5	<0.5	<0.5	<0.5	<0.5	<0.5	<0.5	<0.5	<0.5	<0.5	<0.5	<0.5
	Phenols Monohydric (Filtered)	µg/L	0.5				<0.5	<0.5	<0.5	<0.5	<0.5	<0.5	<0.5	<0.5	1.07	<0.5	<0.5	<0.5	<0.5	<0.5
Organotins	Tributyltin	µg/L	0.001		0.0002[#2]	0.0002[#2]	-	-	-	-	-	-	-	-	-	-	-	-	-	-
Biological	Coliforms Total (Confirmed)	CFU/100mL					-	-	-	-	-	-	-	-	-	-	-	-	-	-
	Coliforms Total (Presumptive)	CFU/100mL					-	-	-	-	-	-	-	-	-	-	-	-	-	-
	Escherichia coli (Confirmed)	CFU/100mL					-	-	-	-	-	-	-	-	-	-	-	-	-	-
	Escherichia coli (Presumptive)	CFU/100mL					-	-	-	-	-	-	-	-	-	-	-	-	-	-
	Faecal streptococci (Confirmed)	CFU/100mL					-	-	-	-	-	-	-	-	-	-	-	-	-	-
	Faecal streptococci (Presumptive)	CFU/100mL					-	-	-	-	-	-	-	-	-	-	-	-	-	-
	Faecal Streptococci cfu/100ml	cfu/100ml							-	-							-	-		
	Coliform	cfu/100 ml							-	-							-	-		
	Salmonella	Detect					-	-	-	-	-	-	-	-	-	-	-	-	-	-
Pesticides	1-(3.4-Dichlorophenyl) urea (DCPU)	µg/l					-	-	-	<0.02	<0.02	-	-	-	-	-	-	<0.02	<0.02	-
	2-(4-Chlorophenoxy)propionic acid, 4-CPP	µg/l					-	-	-	<0.01	<0.01	-	-	-	-	-	-	<0.01	<0.01	-
	2-amino-N-(isopropyl)benzamide	µg/l					-	-	-	<0.02	<0.02	-	-	-	-	-	-	<0.02	<0.02	-
	2-Chloro-2.6-diethylacetanilide	µg/l					-	-	-	<0.01	<0.01	-	-	-	-	-	-	<0.01	<0.01	-
	Acibenzolar-S-methyl	µg/l					-	-	-	<0.03	<0.03	-	-	-	-	-	-	<0.03	<0.03	-
	Aminopyralid	µg/l					-	-	-	<0.05	<0.05	-	-	-	-	-	-	<0.05	<0.05	-
	Azoxystrobin	µg/L					-	-	-	<0.01	<0.01	-	-	-	-	-	-	<0.01	<0.01	-
	BAM	µg/l					-	-	-	0.046	0.046	-	-	-	-	-	-	<0.01	<0.01	-

						Location	BH04001	BH04001	BH04004	BH04004	BH04004	BH04004	BH04004	BH04004	BH04004	BH04004	BH04006	BH04006	BH04006	BH04006
						Sampled_Date_Time	18/06/2020	29/09/2020	16/10/2019	29/01/2020	06/03/2020	27/03/2020	28/04/2020	14/05/2020	18/06/2020	24/09/2020	20/11/2019	28/01/2020	26/02/2020	24/03/2020
						Sample_Depth_Avg	18	8.62	3.09	2.71	9.5	9	9	10	9	2.96	0.85	0.05	2.4	2.3
						Project_ID	LTC - Phase 2	LTC - Phase 2 LTM	LTC - Phase 2	LTC - Phase 2	LTC - Phase 2 LTM	LTC - Phase 2 LTM	LTC - Phase 2 LTM	LTC - Phase 2	LTC - Phase 2 LTM	LTC - Phase 2 LTM	LTC - Phase 2	LTC - Phase 2	LTC - Phase 2 LTM	LTC - Phase 2 LTM
				UK Drinking Water Standards	UK Estuaries and coastal waters EQS	UK Freshwater EQS														
Chem_Group	**Analyte**	**Units**	**MDL**																	
	Benalaxyl	µg/l					-	-	-	<0.02	<0.02	-	-	-	-	-	-	<0.02	<0.02	-
	Bentazone methyl	µg/l					-	-	-	<0.03	<0.03	-	-	-	-	-	-	<0.03	<0.03	-
	Bifenox	µg/L					-	-	-	<0.04	<0.04	-	-	-	-	-	-	<0.04	<0.04	-
	Bitertanol	µg/l					-	-	-	<0.02	<0.02	-	-	-	-	-	-	<0.02	<0.02	-
	Boscalid	µg/l					-	-	-	<0.01	<0.01	-	-	-	-	-	-	<0.01	<0.01	-
	Cadusafos	µg/l					-	-	-	<0.02	<0.02	-	-	-	-	-	-	<0.02	<0.02	-
	Carfentrazone-ethyl	µg/L					-	-	-	<0.04	<0.04	-	-	-	-	-	-	<0.04	<0.04	-
	Chloridazon-desphenyl	µg/l					-	-	-	<0.03	0.051	-	-	-	-	-	-	<0.03	<0.03	-
	Chloridazon-methyl desphenyl	µg/l					-	-	-	<0.05	<0.05	-	-	-	-	-	-	<0.05	<0.05	-
	Chlorotoluron-desmethyl	µg/l					-	-	-	<0.02	<0.02	-	-	-	-	-	-	<0.02	<0.02	-
	Chlorpropham	µg/L			10[#4]	10[#4]	-	-	-	<0.05	<0.05	-	-	-	-	-	-	<0.05	<0.05	-
	Clodinafop	µg/l					-	-	-	<0.03	<0.03	-	-	-	-	-	-	<0.03	<0.03	-
	Clomeprop	µg/l					-	-	-	<0.01	<0.01	-	-	-	-	-	-	<0.01	<0.01	-
	Crimidine	µg/l					-	-	-	<0.03	<0.03	-	-	-	-	-	-	<0.03	<0.03	-
	Cybutryne (Irgarol)	µg/l					-	-	-	<0.01	<0.01	-	-	-	-	-	-	<0.01	<0.01	-
	Cyprazine	µg/l					-	-	-	<0.02	<0.02	-	-	-	-	-	-	<0.02	<0.02	-
	Cyprodinil	µg/L					-	-	-	<0.02	<0.02	-	-	-	-	-	-	<0.02	<0.02	-
	Dichlofenthion	µg/l					-	-	-	<0.05	<0.05	-	-	-	-	-	-	<0.05	<0.05	-
	Dichlormid	µg/l					-	-	-	<0.05	<0.05	-	-	-	-	-	-	<0.05	<0.05	-
	Diethofencarb	µg/l					-	-	-	<0.02	<0.02	-	-	-	-	-	-	<0.02	<0.02	-
	Difenacoum	µg/l					-	-	-	<0.02	<0.02	-	-	-	-	-	-	<0.02	<0.02	-
	Dimefuron	µg/l					-	-	-	<0.02	<0.02	-	-	-	-	-	-	<0.02	<0.02	-
	Dimethachlo	µg/l					-	-	-	<0.01	<0.01	-	-	-	-	-	-	<0.01	<0.01	-
	Dimethenamid	µg/l					-	-	-	<0.01	<0.01	-	-	-	-	-	-	<0.01	<0.01	-
	Dimethomorph	µg/l					-	-	-	<0.01	<0.01	-	-	-	-	-	-	<0.01	<0.01	-
	Dinoterb	µg/l					-	-	-	<0.04	<0.04	-	-	-	-	-	-	<0.2	<0.04	-
	Diuron desmethyl (DCPMU)	µg/l					-	-	-	<0.03	<0.03	-	-	-	-	-	-	<0.03	<0.03	-

						Location	BH04001	BH04001	BH04004	BH04004	BH04004	BH04004	BH04004	BH04004	BH04004	BH04004	BH04006	BH04006	BH04006	BH04006
						Sampled_Date_Time	18/06/2020	29/09/2020	16/10/2019	29/01/2020	06/03/2020	27/03/2020	28/04/2020	14/05/2020	18/06/2020	24/09/2020	20/11/2019	28/01/2020	26/02/2020	24/03/2020
						Sample_Depth_Avg	18	8.62	3.09	2.71	9.5	9	9	10	9	2.96	0.85	0.05	2.4	2.3
						Project_ID	LTC - Phase 2	LTC - Phase 2 LTM	LTC - Phase 2	LTC - Phase 2	LTC - Phase 2 LTM	LTC - Phase 2 LTM	LTC - Phase 2 LTM	LTC - Phase 2	LTC - Phase 2 LTM	LTC - Phase 2 LTM	LTC - Phase 2	LTC - Phase 2	LTC - Phase 2 LTM	LTC - Phase 2 LTM
				UK Drinking Water Standards	UK Estuaries and coastal waters EQS	UK Freshwater EQS														
Chem_Group	**Analyte**	**Units**	**MDL**																	
	Epoxiconazole	µg/l					-	-	-	<0.03	<0.03	-	-	-	-	-	-	<0.03	<0.03	-
	Etrimphos	µg/L	0.01				-	-	-	<0.01	<0.01	-	-	-	-	-	-	<0.01	<0.01	-
	Fenoxaprop	µg/l					-	-	-	<0.03	<0.03	-	-	-	-	-	-	<0.03	<0.03	-
	Fenpropidin	µg/l					-	-	-	<0.02	<0.02	-	-	-	-	-	-	<0.02	<0.02	-
	Fenuron	µg/l					-	-	-	<0.01	<0.01	-	-	-	-	-	-	<0.01	<0.01	-
	Fipronil	µg/L					-	-	-	<0.05	<0.05	-	-	-	-	-	-	<0.05	<0.05	-
	Florasulam	µg/l					-	-	-	<0.02	<0.02	-	-	-	-	-	-	<0.02	<0.02	-
	Fluazifop	µg/l					-	-	-	<0.02	<0.02	-	-	-	-	-	-	<0.02	<0.02	-
	Fluazifop-P-butyl	µg/L					-	-	-	<0.02	<0.02	-	-	-	-	-	-	<0.02	<0.02	-
	Foramsulfuron	µg/l					-	-	-	<0.01	<0.01	-	-	-	-	-	-	<0.01	<0.01	-
	Furathiocarb	µg/l					-	-	-	<0.02	<0.02	-	-	-	-	-	-	<0.02	<0.02	-
	Haloxyfop	µg/l					-	-	-	<0.03	<0.03	-	-	-	-	-	-	<0.03	<0.03	-
	Haloxyfop-p-methyl	µg/l					-	-	-	<0.03	<0.03	-	-	-	-	-	-	<0.03	<0.03	-
	Heptachlor epoxide	µg/L	0.01	0.03[#1]			-	-	-	<0.01	<0.01	-	-	-	-	-	-	<0.01	<0.01	-
	Imazamox	µg/l					-	-	-	<0.01	<0.01	-	-	-	-	-	-	<0.01	<0.01	-
	Indoxacarb	µg/L					-	-	-	<0.05	<0.05	-	-	-	-	-	-	<0.05	<0.05	-
	Isoproturon-desmethyl	µg/l					-	-	-	<0.02	<0.02	-	-	-	-	-	-	<0.02	<0.02	-
	Isoproturon-monodesmethyl	µg/l					-	-	-	<0.02	<0.02	-	-	-	-	-	-	<0.02	<0.02	-
	Isopyrazam	µg/l					-	-	-	<0.03	<0.03	-	-	-	-	-	-	<0.03	<0.03	-
	Kresoxim-methyl	µg/l					-	-	-	<0.03	<0.03	-	-	-	-	-	-	<0.03	<0.03	-
	Malaoxon	µg/l					-	-	-	<0.02	<0.02	-	-	-	-	-	-	<0.02	<0.02	-
	Mandipropamid	µg/l					-	-	-	<0.02	<0.02	-	-	-	-	-	-	-	<0.02	-
	Mecarbam	µg/l					-	-	-	<0.02	<0.02	-	-	-	-	-	-	<0.02	<0.02	-
	Mesotrione	µg/l					-	-	-	<0.05	<0.05	-	-	-	-	-	-	<0.05	<0.05	-
	Metconazole	µg/l					-	-	-	<0.02	<0.02	-	-	-	-	-	-	<0.02	<0.02	-
	Metribuzin-desamino	µg/l					-	-	-	<0.01	<0.01	-	-	-	-	-	-	<0.01	<0.01	-
	Naptalam	µg/l					-	-	-	<0.03	<0.03	-	-	-	-	-	-	<0.03	<0.03	-

						Location	BH04001	BH04001	BH04004	BH04004	BH04004	BH04004	BH04004	BH04004	BH04004	BH04004	BH04006	BH04006	BH04006	BH04006
						Sampled_Date_Time	18/06/2020	29/09/2020	16/10/2019	29/01/2020	06/03/2020	27/03/2020	28/04/2020	14/05/2020	18/06/2020	24/09/2020	20/11/2019	28/01/2020	26/02/2020	24/03/2020
						Sample_Depth_Avg	18	8.62	3.09	2.71	9.5	9	9	10	9	2.96	0.85	0.05	2.4	2.3
						Project_ID	LTC - Phase 2	LTC - Phase 2 LTM	LTC - Phase 2	LTC - Phase 2	LTC - Phase 2 LTM	LTC - Phase 2 LTM	LTC - Phase 2 LTM	LTC - Phase 2	LTC - Phase 2 LTM	LTC - Phase 2 LTM	LTC - Phase 2	LTC - Phase 2	LTC - Phase 2 LTM	LTC - Phase 2 LTM
				UK Drinking Water Standards	UK Estuaries and coastal waters EQS	UK Freshwater EQS														
Chem_Group	**Analyte**	**Units**	**MDL**																	
	Nicosulfuron	µg/l					-	-	-	<0.01	<0.01	-	-	-	-	-	-	<0.01	<0.01	-
	Nuarimol	µg/l					-	-	-	<0.02	<0.02	-	-	-	-	-	-	<0.02	<0.02	-
	Oxadixyl	µg/l					-	-	-	<0.03	<0.03	-	-	-	-	-	-	<0.03	<0.03	-
	Paraoxon-ethyl	µg/l					-	-	-	<0.02	<0.02	-	-	-	-	-	-	<0.02	<0.02	-
	Parathion-ethyl	µg/l					-	-	-	<0.05	<0.05	-	-	-	-	-	-	<0.05	<0.05	-
	Penconazole	µg/l					-	-	-	<0.02	<0.02	-	-	-	-	-	-	<0.02	<0.02	-
	Pencycuron	µg/l					-	-	-	<0.02	<0.02	-	-	-	-	-	-	<0.02	<0.02	-
	Phosphamidon II (E)	µg/l	0.01				-	-	-	<0.01	<0.01	-	-	-	-	-	-	<0.02	<0.01	-
	Pretilachlor	µg/l					-	-	-	<0.02	<0.02	-	-	-	-	-	-	<0.02	<0.02	-
	Primisulfuron-methyl	µg/l					-	-	-	<0.02	<0.02	-	-	-	-	-	-	<0.02	<0.02	-
	Prodiamine	µg/l					-	-	-	<0.05	<0.05	-	-	-	-	-	-	<0.05	<0.05	-
	Propaquizafop	µg/l					-	-	-	<0.03	<0.03	-	-	-	-	-	-	<0.03	<0.03	-
	Propetamphos	µg/L	0.01		0.03[#4]	0.03[#4]	-	-	-	-	<0.01	-	-	-	-	-	-	-	<0.01	-
	Prosulfocarb	µg/l					-	-	-	<0.01	<0.01	-	-	-	-	-	-	<0.01	<0.01	-
	Prothioconazole	µg/l					-	-	-	<0.05	<0.05	-	-	-	-	-	-	<0.05	<0.05	-
	Pyribenzoxim	µg/l					-	-	-	<0.05	<0.05	-	-	-	-	-	-	<0.05	<0.05	-
	Quinmerac	µg/l					-	-	-	<0.01	<0.01	-	-	-	-	-	-	<0.01	<0.01	-
	Quizalofop	µg/l					-	-	-	<0.05	<0.05	-	-	-	-	-	-	<0.05	<0.05	-
	Rimsulfuron	µg/l					-	-	-	<0.01	<0.01	-	-	-	-	-	-	<0.01	<0.01	-
	Sebuthylazine	µg/l					-	-	-	<0.01	<0.01	-	-	-	-	-	-	<0.01	<0.01	-
	Simazine-2-hydroxy	µg/l					-	-	-	<0.01	<0.01	-	-	-	-	-	-	<0.01	<0.01	-
	Sodium Acifluorfen	µg/L					-	-	-	<0.01	<0.01	-	-	-	-	-	-	<0.01	<0.01	-
	Sulfosulfuron	µg/l					-	-	-	<0.01	<0.01	-	-	-	-	-	-	<0.01	<0.01	-
	Tecnazene	µg/L	0.01		1[#4]	1[#4]	-	-	-	-	<0.01	-	-	-	-	-	-	-	<0.01	-
	Teflubenzuron	µg/l					-	-	-	<0.03	<0.03	-	-	-	-	-	-	<0.03	<0.03	-
	Terbuthylazine-desethyl	µg/l					-	-	-	<0.01	<0.01	-	-	-	-	-	-	<0.01	<0.01	-
	Terbuthylazine-desethyl-2-hydroxy	µg/l					-	-	-	<0.01	<0.01	-	-	-	-	-	-	<0.01	<0.01	-

						Location	BH04001	BH04001	BH04004	BH04004	BH04004	BH04004	BH04004	BH04004	BH04004	BH04004	BH04006	BH04006	BH04006	BH04006
						Sampled_Date_Time	18/06/2020	29/09/2020	16/10/2019	29/01/2020	06/03/2020	27/03/2020	28/04/2020	14/05/2020	18/06/2020	24/09/2020	20/11/2019	28/01/2020	26/02/2020	24/03/2020
						Sample_Depth_Avg	18	8.62	3.09	2.71	9.5	9	9	10	9	2.96	0.85	0.05	2.4	2.3
						Project_ID	LTC - Phase 2	LTC - Phase 2 LTM	LTC - Phase 2	LTC - Phase 2	LTC - Phase 2 LTM	LTC - Phase 2 LTM	LTC - Phase 2 LTM	LTC - Phase 2	LTC - Phase 2 LTM	LTC - Phase 2 LTM	LTC - Phase 2	LTC - Phase 2	LTC - Phase 2 LTM	LTC - Phase 2 LTM
				UK Drinking Water Standards	UK Estuaries and coastal waters EQS	UK Freshwater EQS														
Chem_Group	**Analyte**	**Units**	**MDL**																	
	Terbuthylazine-hydroxy	µg/l					-	-	-	<0.01	<0.01	-	-	-	-	-	-	<0.01	<0.01	-
	Thiabendazole	µg/L			5[#4]	5[#4]	-	-	-	<0.03	<0.03	-	-	-	-	-	-	<0.03	<0.03	-
	Thiamethoxam	µg/L					-	-	-	<0.01	<0.01	-	-	-	-	-	-	<0.01	<0.01	-
	Tribenuron-methyl	µg/L					-	-	-	<0.01	<0.01	-	-	-	-	-	-	<0.01	<0.01	-
	Trietazine	µg/L	0.01				-	-	-	<0.01	<0.01	-	-	-	-	-	-	<0.01	<0.01	-
	Trifloxysulfuron-sodium	µg/l					-	-	-	<0.01	<0.01	-	-	-	-	-	-	<0.01	<0.01	-
	Triflusulfuron-methyl	µg/l					-	-	-	<0.01	<0.01	-	-	-	-	-	-	<0.01	<0.01	-
	Triforine	µg/l					-	-	-	<0.05	<0.05	-	-	-	-	-	-	<0.05	<0.05	-
	Triticonazole	µg/l					-	-	-	<0.01	<0.01	-	-	-	-	-	-	<0.01	<0.01	-
	Desmetryn	mg/L					-	-	-	<0.00001	<0.00001	-	-	-	-	-	-	<0.00001	<0.00001	-
	Simetryn	mg/L					-	-	-	<0.00001	<0.00001	-	-	-	-	-	-	<0.00001	<0.00001	-
	Clothianidin	µg/L					-	-	-	<0.01	<0.01	-	-	-	-	-	-	<0.01	<0.01	-
	Cymoxanil	µg/L					-	-	-	<0.05	<0.05	-	-	-	-	-	-	<0.05	<0.05	-
	Fluazifop-butyl	µg/L					-	-	-	<0.02	<0.02	-	-	-	-	-	-	<0.02	<0.02	-
	Imazamethabenz-methyl	µg/L					-	-	-	<0.01	<0.01	-	-	-	-	-	-	<0.01	<0.01	-
	Mesosulfuron-methyl	µg/L					-	-	-	<0.02	<0.02	-	-	-	-	-	-	<0.02	<0.02	-
	Metamitron	µg/L					-	-	-	<0.03	<0.03	-	-	-	-	-	-	<0.03	<0.03	-
	Metobromuron	µg/L					-	-	-	<0.03	<0.03	-	-	-	-	-	-	<0.03	<0.03	-
	Monuron	µg/L					-	-	-	<0.02	<0.02	-	-	-	-	-	-	<0.02	<0.02	-
	Secbumeton	µg/L					-	-	-	<0.01	<0.01	-	-	-	-	-	-	<0.01	<0.01	-
	Spiroxamine	µg/L					-	-	-	<0.01	<0.01	-	-	-	-	-	-	<0.01	<0.01	-
	Clomazon	µg/L					-	-	-	<0.01	<0.01	-	-	-	-	-	-	<0.01	<0.01	-
	Metazachlor	µg/L	0.01				-	-	-	<0.01	<0.01	-	-	-	-	-	-	<0.01	<0.01	-
	Methabenzthiazuran	µg/L					-	-	-	<0.01	<0.01	-	-	-	-	-	-	<0.01	<0.01	-
	Iprovalicarb	µg/L					-	-	-	<0.01	<0.01	-	-	-	-	-	-	<0.01	<0.01	-
	Chloroxuron	µg/L					-	-	-	<0.01	<0.01	-	-	-	-	-	-	<0.01	<0.01	-
	Neburon	µg/L					-	-	-	<0.01	<0.01	-	-	-	-	-	-	<0.01	<0.01	-

						Location	BH04001	BH04001	BH04004	BH04004	BH04004	BH04004	BH04004	BH04004	BH04004	BH04004	BH04006	BH04006	BH04006	BH04006
						Sampled_Date_Time	18/06/2020	29/09/2020	16/10/2019	29/01/2020	06/03/2020	27/03/2020	28/04/2020	14/05/2020	18/06/2020	24/09/2020	20/11/2019	28/01/2020	26/02/2020	24/03/2020
						Sample_Depth_Avg	18	8.62	3.09	2.71	9.5	9	9	10	9	2.96	0.85	0.05	2.4	2.3
						Project_ID	LTC - Phase 2	LTC - Phase 2 LTM	LTC - Phase 2	LTC - Phase 2	LTC - Phase 2 LTM	LTC - Phase 2 LTM	LTC - Phase 2 LTM	LTC - Phase 2	LTC - Phase 2 LTM	LTC - Phase 2 LTM	LTC - Phase 2	LTC - Phase 2	LTC - Phase 2 LTM	LTC - Phase 2 LTM
				UK Drinking Water Standards	UK Estuaries and coastal waters EQS	UK Freshwater EQS														
Chem_Group	**Analyte**	**Units**	**MDL**																	
	Metribuzin	µg/L					-	-	-	<0.03	<0.03	-	-	-	-	-	-	<0.03	<0.03	-
	2,3,6-Trichlorobenzoic Acid (Tba)	µg/L					-	-	-	<0.1	<0.2	-	-	-	-	-	-	<1.6	<0.4	-
	2,4,5-Trichlorophenoxy Acetic Acid	µg/L					-	-	-	<0.01	<0.01	-	-	-	-	-	-	<0.01	<0.01	-
	2,4,5-TP (Silvex)	µg/L					-	-	-	<0.01	<0.01	-	-	-	-	-	-	<0.01	<0.01	-
	Pyrimethanil	µg/L					-	-	-	<0.02	<0.02	-	-	-	-	-	-	<0.02	<0.02	-
	Hedonal	µg/L			0.3[#2]	0.3[#2]	-	-	-	<0.01	<0.01	-	-	-	-	-	-	<0.01	<0.01	-
	2,4-DDT	µg/L	0.01		0.00625[#42]	0.00625[#42]	-	-	-	<0.02	<0.02	-	-	-	-	-	-	<0.01	<0.01	-
	Propachlor	µg/L	0.01				-	-	-	<0.01	<0.01	-	-	-	-	-	-	<0.01	<0.01	-
	Propamocarb	µg/L					-	-	-	<0.03	<0.03	-	-	-	-	-	-	<0.03	<0.03	-
	2,4-Dichlorprop	µg/L					-	-	-	<0.01	<0.01	-	-	-	-	-	-	<0.01	<0.01	-
	3-Hydroxy Carbofuran	µg/L					-	-	-	<0.01	<0.01	-	-	-	-	-	-	<0.01	<0.01	-
	4-(2,4-Dichlorophenoxy)butyric Acid (2,4-DB)	µg/L					-	-	-	<0.02	<0.02	-	-	-	-	-	-	<0.02	<0.02	-
	4,4-DDE	µg/L	0.01		0.00625[#42]	0.00625[#42]	-	-	-	<0.01	<0.01	-	-	-	-	-	-	<0.01	<0.01	-
	4-Bromo-3,5-dimethylphenyl-N-methylcarbamate	µg/L					-	-	-	<0.02	<0.02	-	-	-	-	-	-	<0.02	<0.02	-
	a-BHC	µg/L	0.01				-	-	-	<0.01	<0.01	-	-	-	-	-	-	<0.01	<0.01	-
	Acetochlor	µg/L					-	-	-	<0.03	<0.03	-	-	-	-	-	-	<0.03	<0.03	-
	Aldicarb	µg/L					-	-	-	<0.05	<0.05	-	-	-	-	-	-	<0.05	<0.05	-
	Aldicarb sulfone	µg/L					-	-	-	<0.01	<0.01	-	-	-	-	-	-	<0.01	<0.01	-
	Aldrin	µg/L	0.01	0.03[#1]	0.00125[#43]	0.0025[#44]	-	-	-	<0.01	<0.01	-	-	-	-	-	-	<0.01	<0.01	-
	Ametryn	µg/L					-	-	-	<0.01	<0.01	-	-	-	-	-	-	<0.01	<0.01	-
	Amidosulfuron	µg/L					-	-	-	<0.02	<0.02	-	-	-	-	-	-	<0.02	<0.02	-
	Acetamiprid	µg/L					-	-	-	<0.01	<0.01	-	-	-	-	-	-	<0.01	<0.01	-
	Aclonifen	µg/L					-	-	-	<0.03	<0.03	-	-	-	-	-	-	<0.03	<0.03	-
	Actril (Ioxynil)	µg/L			10[#4]	10[#4]	-	-	-	<0.01	<0.01	-	-	-	-	-	-	<0.01	<0.01	-
	Atraton	µg/L					-	-	-	<0.01	<0.01	-	-	-	-	-	-	<0.01	<0.01	-
	Atrazine	µg/L	0.01		0.6[#2]	0.6[#2]	-	-	-	0.011 - 0.043	<0.04 - 0.012	-	-	-	-	-	-	<0.01	<0.01	-
	Azinophos methyl	µg/L	0.02		0.01[#8]	0.01[#8]	-	-	-	<0.04	<0.04	-	-	-	-	-	-	<0.02	<0.02	-

						Location	BH04001	BH04001	BH04004	BH04004	BH04004	BH04004	BH04004	BH04004	BH04004	BH04004	BH04006	BH04006	BH04006	BH04006
						Sampled_Date_Time	18/06/2020	29/09/2020	16/10/2019	29/01/2020	06/03/2020	27/03/2020	28/04/2020	14/05/2020	18/06/2020	24/09/2020	20/11/2019	28/01/2020	26/02/2020	24/03/2020
						Sample_Depth_Avg	18	8.62	3.09	2.71	9.5	9	9	10	9	2.96	0.85	0.05	2.4	2.3
						Project_ID	LTC - Phase 2	LTC - Phase 2 LTM	LTC - Phase 2	LTC - Phase 2	LTC - Phase 2 LTM	LTC - Phase 2 LTM	LTC - Phase 2 LTM	LTC - Phase 2	LTC - Phase 2 LTM	LTC - Phase 2 LTM	LTC - Phase 2	LTC - Phase 2	LTC - Phase 2 LTM	LTC - Phase 2 LTM
				UK Drinking Water Standards	UK Estuaries and coastal waters EQS	UK Freshwater EQS														
Chem_Group	**Analyte**	**Units**	**MDL**																	
	Baygon	µg/L					-	-	-	<0.01	<0.01	-	-	-	-	-	-	<0.01	<0.01	-
	b-BHC	µg/L	0.01				-	-	-	<0.01	<0.01	-	-	-	-	-	-	<0.01	<0.01	-
	Benazolin	µg/L					-	-	-	<0.05	<0.05	-	-	-	-	-	-	<0.125	<0.05	-
	Bendiocarb	µg/L					-	-	-	<0.01	<0.01	-	-	-	-	-	-	<0.01	<0.01	-
	Bentazone	µg/L			500[#4]	500[#4]	-	-	-	<0.01	<0.01	-	-	-	-	-	-	<0.01	<0.01	-
	Bidrin	µg/L					-	-	-	<0.01	<0.01	-	-	-	-	-	-	<0.01	<0.01	-
	Bromacil	µg/L					-	-	-	<0.01	<0.01	-	-	-	-	-	-	<0.01	<0.01	-
	Bromazil	µg/L					-	-	-	<0.03	<0.03	-	-	-	-	-	-	<0.03	<0.03	-
	Bromophos-ethyl	µg/L					-	-	-	<0.03	<0.03	-	-	-	-	-	-	<0.03	<0.03	-
	Bromoxynil	µg/L			100[#4]	100[#4]	-	-	-	<0.01	<0.01	-	-	-	-	-	-	<0.01	<0.01	-
	Carbaryl	µg/L					-	-	-	<0.01	<0.01	-	-	-	-	-	-	<0.01	<0.01	-
	Carbendazim	µg/L				0.15[#4]	-	-	-	<0.01	<0.01	-	-	-	-	-	-	<0.01	<0.01	-
	Carbetamide	µg/L					-	-	-	<0.01	<0.01	-	-	-	-	-	-	<0.01	<0.01	-
	Carbofuran	µg/L					-	-	-	<0.01	<0.01	-	-	-	-	-	-	<0.01	<0.01	-
	Carbophenothion	µg/L	0.01				-	-	-	-	<0.01	-	-	-	-	-	-	-	<0.01	-
	Carboxin	µg/L					-	-	-	<0.02	<0.02	-	-	-	-	-	-	<0.02	<0.02	-
	Chlorbromuron	µg/L					-	-	-	<0.01	<0.01	-	-	-	-	-	-	<0.01	<0.01	-
	Chlordane (cis)	µg/L	0.01				-	-	-	<0.01	<0.01	-	-	-	-	-	-	<0.01	<0.01	-
	Azinphos Ethyl	µg/L	0.02				-	-	-	<0.04	<0.02	-	-	-	-	-	-	<0.04	<0.02	-
	Chlordane (trans)	µg/L	0.01				-	-	-	<0.01	<0.01	-	-	-	-	-	-	<0.01	<0.01	-
	Chlorfenvinphos	µg/L	0.01		0.1[#2]	0.1[#2]	-	-	-	<0.01	<0.01	-	-	-	-	-	-	<0.01	<0.01	-
	Chloridazon	µg/L					-	-	-	<0.01	<0.01	-	-	-	-	-	-	<0.01	<0.01	-
	Chlorotoluron	µg/L			2[#4]	2[#4]	-	-	-	<0.01	<0.01	-	-	-	-	-	-	<0.01	<0.01	-
	Chlorpyrifos	µg/L	0.01		0.03[#2]		-	-	-	<0.005	<0.005	-	-	-	-	-	-	<0.005	<0.005	-
	Chlorpyrifos-methyl	µg/L	0.01				-	-	-	<0.01	<0.01	-	-	-	-	-	-	<0.01	<0.01	-
	Chlorsulfuron	µg/L					-	-	-	<0.01	<0.01	-	-	-	-	-	-	-	<0.01	-
	Clopyralid	µg/L					-	-	-	<0.03	<0.03	-	-	-	-	-	-	<0.03	<0.03	-

						Location	BH04001	BH04001	BH04004	BH04004	BH04004	BH04004	BH04004	BH04004	BH04004	BH04004	BH04006	BH04006	BH04006	BH04006
						Sampled_Date_Time	18/06/2020	29/09/2020	16/10/2019	29/01/2020	06/03/2020	27/03/2020	28/04/2020	14/05/2020	18/06/2020	24/09/2020	20/11/2019	28/01/2020	26/02/2020	24/03/2020
						Sample_Depth_Avg	18	8.62	3.09	2.71	9.5	9	9	10	9	2.96	0.85	0.05	2.4	2.3
						Project_ID	LTC - Phase 2	LTC - Phase 2 LTM	LTC - Phase 2	LTC - Phase 2	LTC - Phase 2 LTM	LTC - Phase 2 LTM	LTC - Phase 2 LTM	LTC - Phase 2	LTC - Phase 2 LTM	LTC - Phase 2 LTM	LTC - Phase 2	LTC - Phase 2	LTC - Phase 2 LTM	LTC - Phase 2 LTM
				UK Drinking Water Standards	UK Estuaries and coastal waters EQS	UK Freshwater EQS														
Chem_Group	**Analyte**	**Units**	**MDL**																	
	Coumaphos	µg/L	0.01		0.03[#4]	0.03[#4]	-	-	-	<0.01	<0.01	-	-	-	-	-	-	<0.01	<0.01	-
	Cyanazine	µg/L	0.01				-	-	-	<0.01	<0.01	-	-	-	-	-	-	<0.01	<0.01	-
	Cyproconazole	µg/L					-	-	-	<0.01	<0.01	-	-	-	-	-	-	<0.01	<0.01	-
	Cyromazine	µg/L					-	-	-	<0.05	<0.05	-	-	-	-	-	-	<0.05	<0.05	-
	d-BHC	µg/L	0.01				-	-	-	<0.01	<0.01	-	-	-	-	-	-	<0.01	<0.01	-
	DDD	µg/L	0.01		0.00625[#42]	0.00625[#42]	-	-	-	<0.01	<0.01	-	-	-	-	-	-	<0.01	<0.01	-
	DDT	µg/L	0.01		0.01[#45]	0.01[#45]	-	-	-	<0.02	<0.03	-	-	-	-	-	-	<0.01	<0.02	-
	Deisopropylatrazine	µg/L					-	-	-	<0.01	<0.01	-	-	-	-	-	-	<0.01	<0.01	-
	Chlorothalonil	µg/L	0.01			0.035[#2]	-	-	-	<0.01	<0.02	-	-	-	-	-	-	<0.01	<0.01	-
	Deethylatrazine	µg/L					-	-	-	0.013	0.012	-	-	-	-	-	-	<0.01	<0.01	-
	Demeton-S-methyl	µg/L	0.01				-	-	-	-	<0.01	-	-	-	-	-	-	-	<0.01	-
	Diazinon	µg/L	0.01		0.01[#2]	0.01[#2]	-	-	-	<0.01	<0.01	-	-	-	-	-	-	<0.01	<0.01	-
	Dicamba	µg/L					-	-	-	<0.03	<0.03	-	-	-	-	-	-	<0.03	<0.03	-
	Dichlobenil	µg/L	0.01				-	-	-	-	<0.01	-	-	-	-	-	-	-	<0.01	-
	Dichlorvos	µg/L	0.01		0.04[#4]	0.001[#4]	-	-	-	<0.01	<0.01	-	-	-	-	-	-	<0.01	<0.01	-
	Diclofop	µg/L					-	-	-	<0.02	<0.02	-	-	-	-	-	-	<0.02	<0.02	-
	Dieldrin	µg/L	0.01	0.03[#1]	0.00125[#43]	0.0025[#44]	-	-	-	<0.01	<0.01	-	-	-	-	-	-	<0.01	<0.01	-
	Difenoconazole	µg/L					-	-	-	<0.02	<0.02	-	-	-	-	-	-	<0.02	<0.02	-
	Difenoxuron	µg/L					-	-	-	<0.02	<0.02	-	-	-	-	-	-	<0.02	<0.02	-
	Diflubenzuron	µg/L			0.005[#4]	0.001[#4]	-	-	-	<0.02	<0.02	-	-	-	-	-	-	<0.02	<0.02	-
	Diflufenican	µg/L					-	-	-	<0.01	<0.01	-	-	-	-	-	-	0.012	<0.01	-
	Dimethoate	µg/L	0.01		0.48[#2]	0.48[#2]	-	-	-	<0.01	<0.01	-	-	-	-	-	-	<0.01	<0.01	-
	Dinoseb	µg/L					-	-	-	<0.02	<0.02	-	-	-	-	-	-	<0.02	<0.02	-
	Disulfoton	µg/L	0.01				-	-	-	-	<0.01	-	-	-	-	-	-	-	<0.01	-
	Diuron	µg/L			0.2[#2]	0.2[#2]	-	-	-	<0.01	<0.01	-	-	-	-	-	-	<0.01	<0.01	-
	Endosulfan I	µg/L	0.01				-	-	-	<0.01	<0.01	-	-	-	-	-	-	<0.01	<0.01	-
	Endosulfan II	µg/L	0.02				-	-	-	<0.02	<0.02	-	-	-	-	-	-	<0.02	<0.02	-

						Location	BH04001	BH04001	BH04004	BH04004	BH04004	BH04004	BH04004	BH04004	BH04004	BH04004	BH04006	BH04006	BH04006	BH04006
						Sampled_Date_Time	18/06/2020	29/09/2020	16/10/2019	29/01/2020	06/03/2020	27/03/2020	28/04/2020	14/05/2020	18/06/2020	24/09/2020	20/11/2019	28/01/2020	26/02/2020	24/03/2020
						Sample_Depth_Avg	18	8.62	3.09	2.71	9.5	9	9	10	9	2.96	0.85	0.05	2.4	2.3
						Project_ID	LTC - Phase 2	LTC - Phase 2 LTM	LTC - Phase 2	LTC - Phase 2	LTC - Phase 2 LTM	LTC - Phase 2 LTM	LTC - Phase 2 LTM	LTC - Phase 2	LTC - Phase 2 LTM	LTC - Phase 2 LTM	LTC - Phase 2	LTC - Phase 2	LTC - Phase 2 LTM	LTC - Phase 2 LTM
				UK Drinking Water Standards	UK Estuaries and coastal waters EQS	UK Freshwater EQS														
Chem_Group	**Analyte**	**Units**	**MDL**																	
	Endosulfan sulphate	µg/L	0.02				-	-	-	-	<0.1	-	-	-	-	-	-	-	<0.02	-
	Endrin	µg/L	0.01		0.00125[#43]	0.0025[#44]	-	-	-	<0.01	<0.02	-	-	-	-	-	-	<0.01	<0.01	-
	s-Ethyl dipropylthiocarbamate	µg/L					-	-	-	<0.02	<0.02	-	-	-	-	-	-	<0.02	<0.02	-
	Ethiofencarb	µg/L					-	-	-	<0.02	<0.02	-	-	-	-	-	-	<0.02	<0.02	-
	Ethion	µg/L	0.01				-	-	-	<0.02	<0.01	-	-	-	-	-	-	<0.02	<0.01	-
	Ethoprop	µg/L					-	-	-	<0.02	<0.02	-	-	-	-	-	-	<0.02	<0.02	-
	Ethofumesate	µg/L					-	-	-	<0.01	<0.01	-	-	-	-	-	-	<0.01	<0.01	-
	Etridiazole	µg/L	0.01				-	-	-	<0.01	<0.01	-	-	-	-	-	-	<0.01	<0.01	-
	Fenamiphos	µg/L					-	-	-	<0.02	<0.02	-	-	-	-	-	-	<0.02	<0.02	-
	Fenarimol	µg/L					-	-	-	<0.03	<0.03	-	-	-	-	-	-	<0.03	<0.03	-
	Fenitrothion	µg/L	0.01		0.01[#4]	0.01[#4]	-	-	-	<0.01	<0.01	-	-	-	-	-	-	<0.01	<0.01	-
	Fensulfothion	µg/L					-	-	-	<0.02	<0.02	-	-	-	-	-	-	<0.02	<0.02	-
	Fenhexamid	µg/L					-	-	-	<0.03	<0.03	-	-	-	-	-	-	<0.03	<0.03	-
	Fenoxycarb	µg/L					-	-	-	<0.02	<0.02	-	-	-	-	-	-	<0.02	<0.02	-
	Fenthion	µg/L	0.01				-	-	-	<0.01	<0.01	-	-	-	-	-	-	<0.01	<0.01	-
	Fenpropimorf	µg/L					-	-	-	<0.01	<0.01	-	-	-	-	-	-	<0.01	<0.01	-
	Fluroxypyr	µg/L					-	-	-	<0.02	<0.02	-	-	-	-	-	-	<0.02	<0.02	-
	Flutolanil	µg/L					-	-	-	<0.02	<0.02	-	-	-	-	-	-	<0.02	<0.02	-
	Fonofos	µg/L					-	-	-	<0.05	<0.05	-	-	-	-	-	-	<0.05	<0.05	-
	EPTC	µg/L							-	-							-	-		
	g-BHC (Lindane)	µg/L	0.01				-	-	-	<0.01	<0.01	-	-	-	-	-	-	<0.01	<0.01	-
	Haloxyfop-methyl	µg/L					-	-	-	<0.03	<0.03	-	-	-	-	-	-	<0.03	<0.03	-
	Thifensulfuron	µg/L					-	-	-	<0.01	<0.01	-	-	-	-	-	-	<0.01	<0.01	-
	Heptachlor	µg/L	0.01	0.03[#1]			-	-	-	<0.01	<0.01	-	-	-	-	-	-	<0.01	<0.01	-
	Hexaconazole	µg/L					-	-	-	<0.02	<0.02	-	-	-	-	-	-	<0.02	<0.02	-
	Hexazinone	µg/L					-	-	-	<0.01	<0.01	-	-	-	-	-	-	<0.01	<0.01	-
	Hydroxyatrazine	µg/L					-	-	-	<0.01	<0.01	-	-	-	-	-	-	0.013	0.012	-

						Location	BH04001	BH04001	BH04004	BH04004	BH04004	BH04004	BH04004	BH04004	BH04004	BH04004	BH04006	BH04006	BH04006	BH04006
						Sampled_Date_Time	18/06/2020	29/09/2020	16/10/2019	29/01/2020	06/03/2020	27/03/2020	28/04/2020	14/05/2020	18/06/2020	24/09/2020	20/11/2019	28/01/2020	26/02/2020	24/03/2020
						Sample_Depth_Avg	18	8.62	3.09	2.71	9.5	9	9	10	9	2.96	0.85	0.05	2.4	2.3
						Project_ID	LTC - Phase 2	LTC - Phase 2 LTM	LTC - Phase 2	LTC - Phase 2	LTC - Phase 2 LTM	LTC - Phase 2 LTM	LTC - Phase 2 LTM	LTC - Phase 2	LTC - Phase 2 LTM	LTC - Phase 2 LTM	LTC - Phase 2	LTC - Phase 2	LTC - Phase 2 LTM	LTC - Phase 2 LTM
				UK Drinking Water Standards	UK Estuaries and coastal waters EQS	UK Freshwater EQS														
Chem_Group	**Analyte**	**Units**	**MDL**																	
	Iprodione	µg/L					-	-	-	<0.03	<0.03	-	-	-	-	-	-	<0.03	<0.03	-
	Isodrin	µg/L	0.01		0.00125[#43]	0.0025[#44]	-	-	-	<0.01	<0.01	-	-	-	-	-	-	<0.01	<0.01	-
	Isoproturon	µg/L			0.3[#2]	0.3[#2]	-	-	-	<0.01	<0.01	-	-	-	-	-	-	<0.01	<0.01	-
	Linuron	µg/L			0.5[#2]	0.5[#2]	-	-	-	<0.02	<0.02	-	-	-	-	-	-	<0.02	<0.02	-
	Malathion	µg/L	0.01		0.02[#4]	0.01[#4]	-	-	-	<0.01	<0.01	-	-	-	-	-	-	<0.01	<0.01	-
	2-Methyl-4-chlorophenoxyacetic acid	µg/L					-	-	-	<0.01	<0.01	-	-	-	-	-	-	<0.01	<0.01	-
	2-Methyl-4-Chlorophenoxy Butanoic Acid	µg/L					-	-	-	<0.02	<0.02	-	-	-	-	-	-	<0.02	<0.02	-
	Mecoprop	µg/L			18[#2]	18[#2]	-	-	-	<0.01	0.02	-	-	-	-	-	-	<0.01	<0.01	-
	Mefenpyr-diethyl	µg/L					-	-	-	<0.02	<0.02	-	-	-	-	-	-	<0.02	<0.02	-
	Metachlor	µg/L	0.01		0.3[#2]	0.3[#2]	-	-	-	<0.01	<0.01	-	-	-	-	-	-	<0.01	<0.01	-
	Metalaxyl	µg/L					-	-	-	<0.01	<0.01	-	-	-	-	-	-	<0.01	<0.01	-
	Methamidophos	µg/L					-	-	-	<0.01	<0.01	-	-	-	-	-	-	<0.01	<0.01	-
	Methidathion	µg/L					-	-	-	<0.01	<0.01	-	-	-	-	-	-	<0.01	<0.01	-
	Methiocarb	µg/L				0.01[#4]	-	-	-	<0.01	<0.01	-	-	-	-	-	-	<0.01	<0.01	-
	Methomyl	µg/L					-	-	-	<0.01	<0.01	-	-	-	-	-	-	<0.01	<0.01	-
	Methoxychlor	µg/L	0.01				-	-	-	<0.02	<0.03	-	-	-	-	-	-	<0.01	<0.02	-
	Methoxyfenozide	µg/L					-	-	-	<0.03	<0.03	-	-	-	-	-	-	<0.03	<0.03	-
	Methyl parathion	µg/L	0.01				-	-	-	<0.01	<0.01	-	-	-	-	-	-	<0.01	<0.01	-
	Metolachlor	µg/L					-	-	-	<0.01	<0.01	-	-	-	-	-	-	<0.01	<0.01	-
	Metoxuron	µg/L					-	-	-	<0.01	<0.01	-	-	-	-	-	-	<0.01	<0.01	-
	Metsulfuron Methyl	µg/L					-	-	-	<0.01	<0.01	-	-	-	-	-	-	<0.01	<0.01	-
	Mevinphos (Phosdrin)	µg/L	0.01			0.02(MAC)[#46]	-	-	-	<0.01	<0.01	-	-	-	-	-	-	<0.01	<0.01	-
	Molinate	µg/L					-	-	-	<0.01	<0.01	-	-	-	-	-	-	<0.01	<0.01	-
	Monlinuran	µg/L					-	-	-	<0.02	<0.02	-	-	-	-	-	-	<0.02	<0.02	-
	Monocrotophos	µg/L					-	-	-	<0.01	<0.01	-	-	-	-	-	-	<0.01	<0.01	-
	Napropamide	µg/L					-	-	-	<0.01	<0.01	-	-	-	-	-	-	<0.01	<0.01	-
	Flusilazole (NuStar)	µg/L					-	-	-	<0.01	<0.01	-	-	-	-	-	-	<0.01	<0.01	-

						Location	BH04001	BH04001	BH04004	BH04004	BH04004	BH04004	BH04004	BH04004	BH04004	BH04004	BH04006	BH04006	BH04006	BH04006
						Sampled_Date_Time	18/06/2020	29/09/2020	16/10/2019	29/01/2020	06/03/2020	27/03/2020	28/04/2020	14/05/2020	18/06/2020	24/09/2020	20/11/2019	28/01/2020	26/02/2020	24/03/2020
						Sample_Depth_Avg	18	8.62	3.09	2.71	9.5	9	9	10	9	2.96	0.85	0.05	2.4	2.3
						Project_ID	LTC - Phase 2	LTC - Phase 2 LTM	LTC - Phase 2	LTC - Phase 2	LTC - Phase 2 LTM	LTC - Phase 2 LTM	LTC - Phase 2 LTM	LTC - Phase 2	LTC - Phase 2 LTM	LTC - Phase 2 LTM	LTC - Phase 2	LTC - Phase 2	LTC - Phase 2 LTM	LTC - Phase 2 LTM
				UK Drinking Water Standards	UK Estuaries and coastal waters EQS	UK Freshwater EQS														
Chem_Group	**Analyte**	**Units**	**MDL**																	
	o,p-DDD	µg/L	0.01				-	-	-	<0.01	<0.01	-	-	-	-	-	-	<0.01	<0.01	-
	o,p'-DDE	µg/L	0.01				-	-	-	<0.01	<0.01	-	-	-	-	-	-	<0.01	<0.01	-
	o,p-Methoxychlor	µg/L	0.01				-	-	-	-	<0.02	-	-	-	-	-	-	-	<0.01	-
	Omethoate	µg/L	0.01			0.01[#4]	-	-	-	<0.01	<0.01	-	-	-	-	-	-	<0.02	<0.01	-
	Oxamyl	µg/L					-	-	-	<0.01	<0.01	-	-	-	-	-	-	<0.01	<0.01	-
	Paclobutrazol	µg/L					-	-	-	<0.02	<0.02	-	-	-	-	-	-	<0.02	<0.02	-
	Methyl Paraoxon	µg/L					-	-	-	<0.02	<0.02	-	-	-	-	-	-	<0.02	<0.02	-
	Parathion	µg/L	0.01				-	-	-	<0.01	<0.01	-	-	-	-	-	-	<0.01	<0.01	-
	Pendimethalin	µg/L	0.01			0.3[#2]	-	-	-	<0.01	<0.01	-	-	-	-	-	-	<0.01	<0.01	-
	Imidacloprid	µg/L					-	-	-	<0.01	<0.01	-	-	-	-	-	-	<0.01	<0.01	-
	Permethrin	µg/L	0.01		0.0002[#4]	0.001[#4]	-	-	-	-	<0.01	-	-	-	-	-	-	-	<0.01	-
	Permethrin II	µg/L	0.01				-	-	-	-	<0.01	-	-	-	-	-	-	-	<0.01	-
	Phorate	µg/L	0.01				-	-	-	<0.01	<0.01	-	-	-	-	-	-	<0.01	<0.01	-
	Phosmet	µg/L					-	-	-	<0.05	<0.05	-	-	-	-	-	-	<0.05	<0.05	-
	Lenacil	µg/L					-	-	-	<0.03	<0.03	-	-	-	-	-	-	<0.03	<0.03	-
	Picloram	µg/L					-	-	-	<0.02	<0.02	-	-	-	-	-	-	<0.02	<0.02	-
	Picoxystrobin	µg/L					-	-	-	<0.01	<0.01	-	-	-	-	-	-	<0.01	<0.01	-
	Pirimicarb	µg/L			1[#4]	1[#4]	-	-	-	<0.01	<0.01	-	-	-	-	-	-	<0.01	<0.01	-
	Pirimiphos-methyl	µg/L	0.01		0.015[#4]	0.015[#4]	-	-	-	<0.01	<0.01	-	-	-	-	-	-	<0.01	<0.01	-
	Pirimphos-ethyl	µg/L					-	-	-	<0.02	<0.02	-	-	-	-	-	-	<0.02	<0.02	-
	Prochloraz	µg/L			4[#4]	4[#4]	-	-	-	<0.02	<0.02	-	-	-	-	-	-	<0.02	<0.02	-
	Profenofos	µg/L					-	-	-	<0.01	<0.01	-	-	-	-	-	-	<0.01	<0.01	-
	Promecarb	µg/L					-	-	-	<0.01	<0.01	-	-	-	-	-	-	<0.01	<0.01	-
	Prometon	µg/L					-	-	-	<0.02	<0.02	-	-	-	-	-	-	<0.02	<0.02	-
	Prometryn	µg/L	0.01				-	-	-	<0.01	<0.01	-	-	-	-	-	-	<0.01	<0.01	-
	Pronamide	µg/L	0.01		100[#4]	100[#4]	-	-	-	<0.01	<0.01	-	-	-	-	-	-	<0.01	<0.01	-
	Propanil	µg/L					-	-	-	<0.03	<0.03	-	-	-	-	-	-	<0.03	<0.03	-

						Location	BH04001	BH04001	BH04004	BH04004	BH04004	BH04004	BH04004	BH04004	BH04004	BH04004	BH04006	BH04006	BH04006	BH04006
						Sampled_Date_Time	18/06/2020	29/09/2020	16/10/2019	29/01/2020	06/03/2020	27/03/2020	28/04/2020	14/05/2020	18/06/2020	24/09/2020	20/11/2019	28/01/2020	26/02/2020	24/03/2020
						Sample_Depth_Avg	18	8.62	3.09	2.71	9.5	9	9	10	9	2.96	0.85	0.05	2.4	2.3
						Project_ID	LTC - Phase 2	LTC - Phase 2 LTM	LTC - Phase 2	LTC - Phase 2	LTC - Phase 2 LTM	LTC - Phase 2 LTM	LTC - Phase 2 LTM	LTC - Phase 2	LTC - Phase 2 LTM	LTC - Phase 2 LTM	LTC - Phase 2	LTC - Phase 2	LTC - Phase 2 LTM	LTC - Phase 2 LTM
				UK Drinking Water Standards	UK Estuaries and coastal waters EQS	UK Freshwater EQS														
Chem_Group	**Analyte**	**Units**	**MDL**																	
	Propazine	µg/L	0.01				-	-	-	<0.01	<0.01	-	-	-	-	-	-	<0.01	<0.01	-
	Propham	µg/L					-	-	-	<0.05	<0.05	-	-	-	-	-	-	<0.05	<0.05	-
	Propiconazole	µg/L					-	-	-	<0.01	<0.01	-	-	-	-	-	-	<0.01	<0.01	-
	Propoxycarbazone-sodium	µg/L					-	-	-	<0.01	<0.01	-	-	-	-	-	-	<0.05	<0.01	-
	Pursuit	µg/L					-	-	-	<0.01	<0.01	-	-	-	-	-	-	<0.01	<0.01	-
	Pyriproxyfen	µg/L					-	-	-	<0.03	<0.03	-	-	-	-	-	-	<0.03	<0.03	-
	Quinclorac	µg/L					-	-	-	<0.02	<0.02	-	-	-	-	-	-	<0.02	<0.02	-
	Quinoxyfen	µg/L					-	-	-	<0.04	<0.04	-	-	-	-	-	-	<0.04	<0.04	-
	Savey	µg/L					-	-	-	<0.02	<0.02	-	-	-	-	-	-	<0.02	<0.02	-
	Sethoxydim	µg/L					-	-	-	<0.02	<0.02	-	-	-	-	-	-	<0.02	<0.02	-
	Simazine	µg/L	0.01		1[#2]	1[#2]	-	-	-	<0.01 - 0.021	<0.01 - 0.0202	-	-	-	-	-	-	<0.01 - 0.036	<0.01	-
	Tebuthiuron	µg/L					-	-	-	<0.02	<0.02	-	-	-	-	-	-	<0.02	<0.02	-
	Terbutryn	µg/L	0.01				-	-	-	<0.01	<0.01	-	-	-	-	-	-	<0.01	<0.01	-
	Terbuthylazine	µg/L					-	-	-	-	<0.01	-	-	-	-	-	-	-	<0.01	-
	Terbutylazine	µg/L							-	<0.01							-	<0.01		
	Phosalone	µg/L	0.01				-	-	-	<0.01	<0.01	-	-	-	-	-	-	<0.01	<0.01	-
	Phosphamidon	µg/L	0.01				-	-	-	<0.01	<0.01	-	-	-	-	-	-	<0.01	<0.01	-
	Thiobencarb	µg/L					-	-	-	<0.01	<0.01	-	-	-	-	-	-	<0.01	<0.01	-
	Thiophanate-methyl	µg/L					-	-	-	<0.03	<0.03	-	-	-	-	-	-	<0.03	<0.03	-
	Triadimefon	µg/L	0.01				-	-	-	<0.01	<0.01	-	-	-	-	-	-	<0.01	<0.01	-
	Triadimenol	µg/L					-	-	-	<0.01	<0.01	-	-	-	-	-	-	<0.01	<0.01	-
	Triallate	µg/L	0.01		0.25[#4]	0.25[#4]	-	-	-	<0.05	<0.01	-	-	-	-	-	-	<0.05	<0.01	-
	Triasulfuron	µg/L					-	-	-	<0.02	<0.02	-	-	-	-	-	-	<0.02	<0.02	-
	Tributyl phosphate	µg/L	0.01		50[#4]	50[#4]	-	-	-	-	-	-	-	-	-	-	-	-	-	-
	Triclopyr	µg/L					-	-	-	<0.03	<0.03	-	-	-	-	-	-	<0.03	<0.03	-
	Triclosan	µg/L					-	-	-	<0.05	<0.1	-	-	-	-	-	-	<0.25	<0.1	-
	Trifluralin	µg/L	0.01		0.03[#2]	0.03[#2]	-	-	-	<0.01	<0.01	-	-	-	-	-	-	<0.01	<0.01	-

						Location	BH04001	BH04001	BH04004	BH04004	BH04004	BH04004	BH04004	BH04004	BH04004	BH04004	BH04006	BH04006	BH04006	BH04006
						Sampled_Date_Time	18/06/2020	29/09/2020	16/10/2019	29/01/2020	06/03/2020	27/03/2020	28/04/2020	14/05/2020	18/06/2020	24/09/2020	20/11/2019	28/01/2020	26/02/2020	24/03/2020
						Sample_Depth_Avg	18	8.62	3.09	2.71	9.5	9	9	10	9	2.96	0.85	0.05	2.4	2.3
						Project_ID	LTC - Phase 2	LTC - Phase 2 LTM	LTC - Phase 2	LTC - Phase 2	LTC - Phase 2 LTM	LTC - Phase 2 LTM	LTC - Phase 2 LTM	LTC - Phase 2	LTC - Phase 2 LTM	LTC - Phase 2 LTM	LTC - Phase 2	LTC - Phase 2	LTC - Phase 2 LTM	LTC - Phase 2 LTM
				UK Drinking Water Standards	UK Estuaries and coastal waters EQS	UK Freshwater EQS														
Chem_Group	**Analyte**	**Units**	**MDL**																	
	Tebuconazole	µg/L					-	-	-	<0.01	<0.01	-	-	-	-	-	-	<0.01	<0.01	-
	Telodrin	µg/L	0.01				-	-	-	<0.01	<0.01	-	-	-	-	-	-	<0.01	<0.01	-
	Triazophos	µg/L	0.01		0.005[#4]	0.005[#4]	-	-	-	<0.02	<0.01	-	-	-	-	-	-	<0.02	<0.01	-
	Tricyclazole	µg/L					-	-	-	<0.01	<0.01	-	-	-	-	-	-	<0.01	<0.01	-
Surrogate	Surrogate Value	%					-	-	-	-	-	-	-	-	-	-	-	-	-	-
SVOC TIC	SVOC TICS - Detect	Detect					-	-	-	-	-	0	0	0	-	0	0	-	-	1
	SVOC Tentatively Identified Compounds	µg/L	10				-	-	-	-	-	<10	<10	<10	-	<10	<20	-	-	292
VOC TIC	VOC TICs - Detect	Detect					-	-	-	-	-	0	0	0	0	0	-	-	-	0
	VOC Tentatively Identified Compounds	µg/l	10				-	-	-	-	-	0	<10	<10	<10	<10	-	-	-	<10
Other	Biochemical Oxygen Demand (5-day test)	µg/L	1000				-	<1000	-	-	-	-	-	-	-	<1000	-	-	-	-
	Redox	mV					-	-	-	-	-	-	-	-	-	-	-	-	-	-
	Salinity (no units)	PSS-78							-	-							<2	-		
	Conductivity @ 20oC	µS/cm	5				652	732	842	814	791	806	831	845	770	817	1370	1010	961	908
	Total Dissolved Solids (Filtered)	mg/L	10				621	569	-	-	-	648	577	686	726	652	986	-	-	657
	Biological Oxygen Demand	mg/L	1				<1	-	<1	<1	<1	<1	<1	<1	<1	-	<1	2.02	<1	<1
	Chemical Oxygen Demand	mg/L	7				24.5	7.11	8.55	<7	<7	8.11	13.2	<7	<7	<7	45.5	44.1	36.7	42.8
	Dissolved Organic Carbon (Filtered)	µg/L	3000				<3000	<3000	<3000	3550	<3000	<3000	<3000	<3000	<3000	<3000	18,600	17,900	17,100	14,600
	pH (Lab)	pH_Units	1	6.5-9.5[#1]	6-8.5(MAC)[#46]	6-9(MAC)[#46]	7.78	7.36	7.41	7.44	7.41	7.41	7.4	7.46	7.41	7.58	8.39	8.42	8.56	8.45
	Total Organic Carbon	mg/l	3						-	-							-	-		

Environmental Standards Comments

						Location	BH04001	BH04001	BH04004	BH04004	BH04004	BH04004	BH04004	BH04004	BH04004	BH04004	BH04006	BH04006	BH04006	BH04006
						Sampled_Date_Time	18/06/2020	29/09/2020	16/10/2019	29/01/2020	06/03/2020	27/03/2020	28/04/2020	14/05/2020	18/06/2020	24/09/2020	20/11/2019	28/01/2020	26/02/2020	24/03/2020
						Sample_Depth_Avg	18	8.62	3.09	2.71	9.5	9	9	10	9	2.96	0.85	0.05	2.4	2.3
						Project_ID	LTC - Phase 2	LTC - Phase 2 LTM	LTC - Phase 2	LTC - Phase 2	LTC - Phase 2 LTM	LTC - Phase 2 LTM	LTC - Phase 2 LTM	LTC - Phase 2	LTC - Phase 2 LTM	LTC - Phase 2 LTM	LTC - Phase 2	LTC - Phase 2	LTC - Phase 2 LTM	LTC - Phase 2 LTM
Chem_Group	**Analyte**	**Units**	**MDL**	UK Drinking Water Standards	UK Estuaries and coastal waters EQS	UK Freshwater EQS														

#1:Water Supply (Water Quality) Regulations 2016.
#2:Water Framework Directive (Standards and Classification) Directions (England and Wales) 2015.
#3:Operational Targets and EQS. EA, April 2018
#4:Water Framework Directive (Standards & Classification) Directions (England & Wales) 2015. Dissolved fraction.
#5:Water Framework Directive (Standards & Classification) Directions (England & Wales) 2015. Dissolved fraction. Lowest criteria presented (<40mg/l of CaCO3). See 'further assessment' if criteria exceeded and hardness (CaCO3) data available.
#6:Water Framework Directive (Standards and Classification) Directions (England and Wales) 2015. Dissolved Fraction. If hexavalent chromium (CrVI) data is available, a value of 4.7µg/l may be appropriate for the remaining trivalent chromium (CrIII).
#7:Operational Targets and EQS. EA, April 2018. Dissolved fraction.
#8:Water Framework Directive (Standards and Classification) Directions (England and Wales) 2015. Dissolved Fraction. If DOC >1mg/l then a higher criteria applies [3.76+(2.677x((DOC/2)-0.5))]
#9:Water Framework Directive (Standards & Classification) Directions (England & Wales) 2015. Dissolved & bioavailable (bio) fraction plus background. M-BAT tool to assess: http://wfduk.org/resources/rivers-lakes-metal-bioavailability-assessment-tool-m-bat
#10:Water Framework Directive (Standards & Classification) Directions (England & Wales) 2015. Bioavailable (bio) fraction. M-BAT tool to assess: http://wfduk.org/resources/rivers-lakes-metal-bioavailability-assessment-tool-m-bat
#11:Water Framework Directive (Standards and Classification) Directions (England and Wales) 2015. Dissolved Fraction. MAC adopted in absence of AA value.
#12:Guidelines for Drinking-water Quality, 4th Edition. WHO, 2011. Informal value.
#13:Operational Targets and EQS. EA, April 2018.
#14:Operational Targets and EQS. EA, April 2018. Lowest criteria presented (<200mg/l CaCO3). See 'further assessment' values if criteria exceeded and hardness (CaCO3) data available.
#15:Guidelines for Drinking-water Quality, 4th Edition. WHO, 2011. Based on taste rather than a formal guideline.
#16:Operational Targets and EQS. EA, April 2018. Dissolved plus ambient background concentration. For saltwater, an Ambient Background Concentration of 1.1 µg/l has been used.
#17:Water Framework Directive (Standards and Classification) Directions (England and Wales) 2015. Indicator of 'good' status (90%ile) - Ammonia standard for lakes and rivers (total ammonia as nitrogen).
#18:Operational Targets and EQS. EA, April 2018. Dissolved fraction. Lowest criteria presented (<50 mg/l CaCO3). See 'further assessment' values if criteria exceeded and hardness (CaCO3) data available.
#19:Water Supply (Water Quality) Regulations 2016. As NO3.
#20:Water Supply (Water Quality) Regulations 2016. As NO2.

						Location	BH04001	BH04001	BH04004	BH04004	BH04004	BH04004	BH04004	BH04004	BH04004	BH04004	BH04006	BH04006	BH04006	BH04006
						Sampled_Date_Time	18/06/2020	29/09/2020	16/10/2019	29/01/2020	06/03/2020	27/03/2020	28/04/2020	14/05/2020	18/06/2020	24/09/2020	20/11/2019	28/01/2020	26/02/2020	24/03/2020
						Sample_Depth_Avg	18	8.62	3.09	2.71	9.5	9	9	10	9	2.96	0.85	0.05	2.4	2.3
						Project_ID	LTC - Phase 2	LTC - Phase 2 LTM	LTC - Phase 2	LTC - Phase 2	LTC - Phase 2 LTM	LTC - Phase 2 LTM	LTC - Phase 2 LTM	LTC - Phase 2	LTC - Phase 2 LTM	LTC - Phase 2 LTM	LTC - Phase 2	LTC - Phase 2	LTC - Phase 2 LTM	LTC - Phase 2 LTM
				UK Drinking Water Standards	UK Estuaries and coastal waters EQS	UK Freshwater EQS														
Chem_Group	**Analyte**	**Units**	**MDL**																	

#21:Water Supply (Water Quality) Regulations 2016. As SO4.
#22:Water Supply (Water Quality) Regulations 2016. Value of 0.1µg/l for PAH split between four individual PAH. Requires summation of benzo(b)fluoranthene, benzo(k)fluoranthene, benzo(ghiperylene and indeno(123cd)pyrene to use 0.1µg/l value.
#23:Water Framework Directive (Standards and Classification) Directions (England and Wales) 2015. Benzo(a)pyrene can be considered as a marker for other PAH for comparison with the corresponding AA-EQS in water.
#24:No UK DWS for total petroleum hydrocarbons (TPH), or speciated TPH fractions. A value of 10 µg/l is adopted for sum TPH based on the rescinded Private Water Supply Regulations, 1991.
#25:No UK EQS for total petroleum hydrocarbons (TPH), or speciated TPH fractions. A value of 50 µg/l is adopted for sum TPH protection of surface water based on 50µg/l-1000µg/l (Surface Waters (Abstraction for Drinking Water) Regulations 1989).
#26:Guidelines for Drinking-water Quality, 4th Edition. WHO, 2011
#27:Proposed Environmental Quality Standard, in absence of legislative standard (Ayscough et al., 2002). https://assets.publishing.service.gov.uk/government/uploads/system/uploads/attachment_data/file/291223/sp2-115-tr4-e-e.pdf
#28:Guidelines for Drinking-water Quality, 4th Edition. WHO, 2011. Value of 500µg/l for sum xylenes split between isomers. Requires summation of m,p & o isomers to use 500µg/l value.
#29:Operational Targets and EQS. EA, April 2018. Value of 30µg/l for sum xylenes split between isomers. Requires summation of m,p & o isomers to use 30µg/l value.
#30:The taste and odour threshold of 15µg/l is commonly adopted as a guide.
#31:The taste and odour threshold of 15µg/l is commonly adopted as a guide. In situations where there is no risk to a drinking water supply or aquifer, a PNEC value of 2,600µg/l may be used.
#32:Water Framework Directive (Standards and Classification) Directions (England and Wales) 2015. Value of 140µg/l for tetrachloroethane split between 2 isomers. Requires summation of 2 isomers to use 140µg/l value.
#33:Guidelines for Drinking-water Quality, 4th Edition. WHO, 2011. In Scotland a value of 200µg/l is used (WAT-PS-10-01).
#34:US EPA Regional Screening Levels, May 2019. https://www.epa.gov/risk/regional-screening-levels-rsls-generic-tables
#35:Guidelines for Drinking-water Quality, 4th Edition. WHO, 2011. In Scotland a value of 7µg/l is used (WAT-PS-10-01).
#36:Water Supply (Water Quality) Regulations 2016. Value of 100µg/l for sum trihalomethanes split between individual compounds. Requires summation of chloroform, bromoform, chlorodibromomethane and bromodichloromethane to use 100µg/l value.
#37:Guidelines for Drinking-water Quality, 4th Edition. WHO, 2011. Value of 50µg/l for sum cis & trans-DCE split between isomers. Requires summation of cis & trans-DCE isomers to use 50µg/l value.
#38:Water Supply (Water Quality) Regulations 2016. Value of 10µg/l for sum of TCE & PCE split between individual compounds. Requires summation of TCE & PCE to use 10µg/l value.
#39:Water Framework Directive (Standards and Classification) Directions (England and Wales) 2015. Value of 0.4µg/l for sum isomers split between 3 isomers. Requires summation of isomers to use 0.4µg/l value.
#40:Water Framework Directive (Standards and Classification) Directions (England and Wales) 2015. Value of 20µg/l for sum isomers split between 3 isomers. Requires summation of isomers to use 20µg/l value.
#41:Position statement (WAT-PS-10-01), SEPA August 2014.
#42:Water Framework Directive (Standards and Classification) Directions (England and Wales) 2015. Value of 0.025µg/l for sum DDT isomers split between 4 isomers. Requires summation of 4 isomers to use 0.025µg/l value.
#43:Water Framework Directive (Standards and Classification) Directions (England and Wales) 2015. Value of 0.005µg/l for sum isomers split between 4 isomers. Requires summation of isomers to use 0.005µg/l value.
#44:Water Framework Directive (Standards and Classification) Directions (England and Wales) 2015. Value of 0.01µg/l for sum isomers split between 4 isomers. Requires summation of isomers to use 0.01µg/l value.
#45:Water Framework Directive (Standards and Classification) Directions (England and Wales) 2015. Relates to p,p-DDT (CAS 50-29-3)
#46:Operational Targets and EQS. EA, April 2018. Maximum Allowable Concentration (MAC) adopted in absence of Annual Average (AA) value.

Key

<0.6	Result MDL exceeds GAC
27.8	Result exceeds GAC
-	Determinand not tested for

Notes

Where a range is given a determinand has been analysed for by more than one method

						Location	BH04006	BH04006	BH04006	BH04007	BH04007	BH04007	BH04007	BH04007	BH04007	BH04007	BH04007	BH04008	BH04008	BH04008
						Sampled_Date_Time	21/04/2020	20/05/2020	23/06/2020	20/11/2019	28/01/2020	20/02/2020	24/03/2020	21/04/2020	20/05/2020	23/06/2020	24/09/2020	20/11/2019	28/01/2020	26/02/2020
						Sample_Depth_Avg	2.5	2.5	5	0.87	0.29	3	3	3	3.5	3	2.53	0.94	0.42	4
						Project_ID	LTC - Phase 2	LTC - Phase 2 LTM	LTC - Phase 2 LTM	LTC - Phase 2	LTC - Phase 2	LTC - Phase 2 LTM	LTC - Phase 2 LTM	LTC - Phase 2	LTC - Phase 2 LTM	LTC - Phase 2 LTM	LTC - Phase 2 LTM	LTC - Phase 2	LTC - Phase 2	LTC - Phase 2 LTM
				UK Drinking Water Standards	UK Estuaries and coastal waters EQS	UK Freshwater EQS														
Chem_Group	**Analyte**	**Units**	**MDL**																	
Metals	Antimony	µg/L	4	5[#1]			-	-	-	-	-	-	-	-	-	-	-	-	-	-
	Antimony (Filtered)	µg/L	1	5[#1]						-	-							-	-	
	Arsenic	µg/L	2	10[#1]	25[#2]	50[#2]	5.83	5.93	6.71	-	-	-	17.1	23	11.9	9.4	14.3	-	-	-
	Arsenic (Filtered)	µg/L	0.5	10[#1]	25[#2]	50[#2]	5.06	5.65	6.99	3.71	7.85	8	9.92	8.75	10.5	8	5.85	1.33	<0.5	0.64
	Barium (Filtered)	µg/L	0.2	1300[#3]						-	-			-	-	-	-	-	-	
	Beryllium (Filtered)	µg/L	0.1							-	-			-	-	-	-	-	-	
	Boron	µg/L	20	1000[#1]	7000[#4]	2000[#4]	461	493	409	-	-	-	457	437	538	453	617	-	-	-
	Boron (Filtered)	µg/L	10	1000[#1]	7000[#4]	2000[#4]	443	411	418	344	398	408	498	485	487	504	611	279	286	303
	Cadmium	µg/L	0.5	5[#1]	0.2[#5]	0.08[#6]	<0.5	<0.5	<0.5	-	-	-	<0.5	0.688	<0.5	<0.5	<0.5	-	-	-
	Cadmium (Filtered)	µg/L	0.08	5[#1]	0.2[#5]	0.08[#6]	<0.08	<0.08	<0.08	<0.08	<0.08	<0.08	<0.08	<0.08	<0.08	<0.08	<0.08	<0.08	<0.08	<0.08
	Chromium (hexavalent) (Filtered)	µg/L	3		0.6[#5]	3.4[#5]	<3	<3	<3	<3	<3	<3	<3	<3	<3	<3	<3	<3	<3	<3
	Chromium	µg/L	3	50[#1]	0.6[#5]	3.4[#7]	<3	<3	<3	-	-	-	15.7	50.7	7.15	5.98	37.6	-	-	-
	Chromium (Filtered)	µg/L	1	50[#1]	0.6[#5]	3.4[#7]	<1	<1	<1	<1	<1	<1	2.09	<1	1.08	<1	1.5	5.5	<1	<1
	Chromium (Trivalent) (Filtered)	µg/L	3			4.7[#5]	<3	<3	<3	<3	<3	-	<3	<3	<3	<3	<3	5.5	<3	<3
	Cobalt (Filtered)	µg/L	0.5		3[#8]	3[#8]	<0.5	<0.5	1.78	2.89	0.501	-	4.62	5.59	3.6	3.13	3.15	1.95	1.2	1.29
	Copper	µg/L	1	2000[#1]	3.76[#9]	1(bio)[#10]	8.88	8.46	7.36	-	-	-	11.9	50.1	4.89	3.9	26.1	-	-	-
	Copper (Filtered)	µg/L	0.3	2000[#1]	3.76[#9]	1(bio)[#10]	7.03	5.15	5.3	1.55	4.72	2.38	13.6	1.3	0.534	0.628	2.94	7.1	2.32	2.13
	Iron (Filtered)	µg/L	19	200[#1]	1000[#2]	1000[#2]	<19	20.4	<19	94.5	129	119	831	214	558	221	381	46.7	23.6	23.2
	Lead	µg/L	1	10[#1]	1.3[#5]	1.2(bio)[#10]	-	-	-	-	-	-	-	-	-	-	-	-	-	-
	Lead (Filtered)	µg/L	0.2	10[#1]	1.3[#5]	1.2(bio)[#10]	0.251	<0.2	<0.2	<0.2	<0.2	0.201	1.78	<0.2	<0.2	<0.2	0.622	0.498	<0.2	<0.2
	Manganese	µg/L	1	50[#1]		123(bio)[#11]	36.7	28.7	123	-	-	-	418	1610	285	508	546	-	-	-
	Manganese (Filtered)	µg/L	3	50[#1]		123(bio)[#11]	<3	9.61	93.2	53.4	21	28	266	352	189	158	98	358	289	283
	Mercury	µg/L	0.02	1[#1]	0.07(MAC)[#12]	0.07(MAC)[#12]	0.0312	0.0258	0.0294	-	-	-	0.0496	0.271	0.0244	<0.02	0.0358	-	-	-
	Mercury (Filtered)	µg/L	0.01	1[#1]	0.07(MAC)[#12]	0.07(MAC)[#12]	<0.01	<0.01	<0.01	<0.01	<0.01	<0.01	<0.01	<0.01	<0.01	<0.01	<0.01	<0.01	<0.01	<0.01
	Molybdenum	µg/L	9	70[#13]			-	-	-	-	-	-	-	-	-	-	-	-	-	-
	Molybdenum (Filtered)	µg/L	3	70[#13]						-	-							-	-	
	Nickel	µg/L	1	20[#1]	8.6[#5]	4(bio)[#10]	5.71	5.97	5.06	-	-	-	26.6	84.2	15.8	18.5	51.4	-	-	-
	Nickel (Filtered)	µg/L	0.4	20[#1]	8.6[#5]	4(bio)[#10]	4.47	4.04	4.29	27.2	12.9	11.7	13.4	12.7	10.8	11.6	16.1	14.5	6.11	7.75

						Location	BH04006	BH04006	BH04006	BH04007	BH04007	BH04007	BH04007	BH04007	BH04007	BH04007	BH04007	BH04008	BH04008	BH04008
						Sampled_Date_Time	21/04/2020	20/05/2020	23/06/2020	20/11/2019	28/01/2020	20/02/2020	24/03/2020	21/04/2020	20/05/2020	23/06/2020	24/09/2020	20/11/2019	28/01/2020	26/02/2020
						Sample_Depth_Avg	2.5	2.5	5	0.87	0.29	3	3	3	3.5	3	2.53	0.94	0.42	4
						Project_ID	LTC - Phase 2	LTC - Phase 2 LTM	LTC - Phase 2 LTM	LTC - Phase 2	LTC - Phase 2	LTC - Phase 2 LTM	LTC - Phase 2 LTM	LTC - Phase 2	LTC - Phase 2 LTM	LTC - Phase 2 LTM	LTC - Phase 2 LTM	LTC - Phase 2	LTC - Phase 2	LTC - Phase 2 LTM
				UK Drinking Water Standards	UK Estuaries and coastal waters EQS	UK Freshwater EQS														
Chem_Group	**Analyte**	**Units**	**MDL**																	
	Selenium	µg/L	1	10[#1]			2.95	2.34	2.03	-	-	-	2.38	5.05	1.15	1.22	3.9	-	-	-
	Selenium (Filtered)	µg/L	1	10[#1]			-	-	-	6.89	<1	1.6	-	-	-	-	-	1.11	<1	<1
	Strontium (Filtered)	µg/L	1				22.9	20.3	20.2	141	-	-	154	118	123	128	132	307	-	-
	Vanadium	µg/L	5		100[#14]	20[#15]	-	-	-	-	-	-	-	-	-	-	-	-	-	-
	Vanadium (Filtered)	µg/L	1		100[#14]	20[#15]				-	-							-	-	
	Zinc	µg/L	5	3000[#16]	7.9[#17]	10.9(bio)[#10]	21.4	24.9	15.5	-	-	-	35.2	150	15.2	20	78.1	-	-	13.7
	Zinc (Filtered)	µg/L	1	3000[#16]	7.9[#17]	10.9(bio)[#10]	-	-	-	22.4	7.46	11.4	-	-	-	-	-	24.7	9.32	5.9
Inorganics	Total Hardness	mg/l	0.35				23.2	21.1	17.2	4460	127	117	220	1050	137	129	533	263	268	243
	Alkalinity (Bicarbonate as CaCO3)	mg/L	2				-	-	-	2480	845	-	-	-	-	-	1160	355	420	-
	Alkalinity (Bicarbonate) as HCO3	mg/L	2				402	396	389	3020	1030	1050	1160	1040	2110	978	-	433	512	500
	Alkalinity (total) as CaCO3	mg/L	2				329	324	319			860	950	851	1730	801	950			410
	Ammoniacal Nitrogen as N (Filtered)	mg/L	0.01		0.021[#2]	0.6[#18]	0.116	0.0288	0.0657	0.855	0.075	0.0608	0.126	1.14	0.136	0.0957	0.146	0.0226	0.0401	0.036
	Ammoniacal Nitrogen as NH3	mg/L	0.2				-	-	-	-	-	-	-	-	-	-	-	-	-	-
	Ammoniacal Nitrogen as NH3 (Filtered)	mg/L	0.01				-	-	-	-	-	-	-	-	-	-	-	-	-	-
	Bromide (Filtered)	mg/L	0.06				<0.3	0.299	0.275	<0.6	-	-	0.374	0.393	0.434	0.431	0.429	3.24	-	-
	Calcium (Filtered)	mg/L	0.2				6.1	5.9	4.87	26.7	23.2	22.7	27.6	21.5	23.7	20.8	20.8	57.6	58.6	55
	Chloride (Filtered)	mg/L	0.08	250[#1]		250[#4]	51.5	41	40	146	81.2	78.8	68.8	64.4	62.4	52.3	47.6	666	630	681
	Cyanide (Free) (Filtered)	µg/L	2.5	50[#1]	1[#2]	1[#2]	<2.5	<2.5	<2.5	<2.5	<2.5	<2.5	<2.5	<2.5	<2.5	<2.5	<2.5	<2.5	<2.5	<2.5
	Cyanide Total (Filtered)	µg/L	5	50[#1]	1[#2]	1[#2]	<5	<5	<5	<5	<5	<5	<5	<5	<5	<5	<5	<5	<5	<5
	cyanides-complex (Filtered)	µg/L	5	50[#1]	1[#2]	1[#2]	<5	<5	<5	<5	<5	<5	<5	<5	<5	<5	<5	<5	<5	<5
	Fluoride (Filtered)	µg/L	500	1500[#1]	5000[#8]	1000[#19]	1100	1050	1060	726	503	588	636	695	968	755	783	<500	<500	<500
	Iodide	mg/L					<0.1	<0.1	<0.1	<0.1	-	-	<0.1	<0.1	<0.1	<0.1	<0.1	<0.1	-	-
	Magnesium (Filtered)	mg/L	0.036				1.36	1.41	1.16	9.73	9.96	11.3	14	11.6	12.8	11.3	11.6	22.5	24.3	25
	Nitrate (as N) (Filtered)	mg/L	0.0677				1.28	<0.3	0.735	0.087	<0.0677	<0.3	<0.3	<0.3	0.489	<0.3	0.394	<0.0677	0.0921	<0.3
	Nitrate (as NO3-) (Filtered)	mg/L	0.3	50(NO3)[#20]			-	-	-	0.385	<0.3	-	-	-	-	-	-	<0.3	0.408	-
	Nitrite (as NO2-) (Filtered)	mg/L	0.04	0.5(NO2)[#21]						-	-							-	-	
	Phosphorus	µg/L	20				377	375	443	-	-	-	339	1640	190	246	1080	-	-	-

						Location	BH04006	BH04006	BH04006	BH04007	BH04007	BH04007	BH04007	BH04007	BH04007	BH04007	BH04007	BH04008	BH04008	BH04008
						Sampled_Date_Time	21/04/2020	20/05/2020	23/06/2020	20/11/2019	28/01/2020	20/02/2020	24/03/2020	21/04/2020	20/05/2020	23/06/2020	24/09/2020	20/11/2019	28/01/2020	26/02/2020
						Sample_Depth_Avg	2.5	2.5	5	0.87	0.29	3	3	3	3.5	3	2.53	0.94	0.42	4
						Project_ID	LTC - Phase 2	LTC - Phase 2 LTM	LTC - Phase 2 LTM	LTC - Phase 2	LTC - Phase 2	LTC - Phase 2 LTM	LTC - Phase 2 LTM	LTC - Phase 2	LTC - Phase 2 LTM	LTC - Phase 2 LTM	LTC - Phase 2 LTM	LTC - Phase 2	LTC - Phase 2	LTC - Phase 2 LTM
				UK Drinking Water Standards	UK Estuaries and coastal waters EQS	UK Freshwater EQS														
Chem_Group	**Analyte**	**Units**	**MDL**																	
	Phosphorus (Filtered)	µg/L	10				324	353	473	-	-	-	101	68.9	99.8	73.4	71.4	-	-	-
	Potassium (Filtered)	mg/L	0.2				6.09	7.14	6.88	24.2	19.2	19.6	24.6	23.3	25.7	24	28.2	16.5	16.8	15.3
	Sodium (Filtered)	mg/L	0.076	200[#1]			222	224	195	481	544	471	494	456	617	414	435	576	628	580
	Sulphate (Filtered)	mg/L	2	250(SO4)[#22]		400[#4]	109	90.8	85.7	692	350	338	324	339	339	295	375	324	316	304
	Orthophosphate as P (Filtered)	µg/L	20				-	-	-	<20	24.1	22.8	-	-	-	-	-	20.6	35.9	23.2
PAH	Naphthalene	µg/L	0.01		2[#2]	2[#2]	<0.01	<1 - 0.0167	<1 - 0.0112	<1 - 0.212	<0.01	<0.01	<0.2	<0.01	<0.2	<0.01	<1 - 0.0343	<0.01	<0.01	<0.01
	Acenaphthene	µg/L	0.005			No UK EQS	<0.005	<0.005	<0.005	<0.005	<0.005	<0.005	<0.1	<0.005	<0.1	<0.005	<0.015	<0.005	<0.005	<0.005
	Acenaphthylene	µg/L	0.005			No UK EQS	<0.005	<0.005	<0.005	<40 - 0.0129	<0.005	<0.005	<0.1	<0.005	<0.1	<0.005	<0.015	<0.005	<0.005	<0.005
	Fluoranthene	µg/L	0.005		0.0063[#2]	0.0063[#2]	<0.005	<0.005	<0.005	<40 - 0.0776	<0.005	<0.005	<0.1	<0.005	<0.1	<0.005	<0.015	<2 - 0.00568	0.0297	<0.005
	Anthracene	µg/L	0.005		0.1[#2]	0.1[#2]	<0.005	<0.005	<0.005	<0.005	<0.005	<0.005	<0.1	<0.005	<0.1	<0.005	<0.015	<0.005	<0.005	<0.005
	Phenanthrene	µg/L	0.005			No UK EQS	<0.005	<0.005	<0.005	<40 - 0.0503	<0.005	<0.005	<0.1	<0.005	<0.1	<0.005	<50 - 0.0266	<0.005	0.00702	<0.005
	Fluorene	µg/L	0.005			No UK EQS	<0.005	<0.005	<0.005	<0.005	<0.005	<0.005	<0.1	<0.005	<0.1	<0.005	<0.015	<0.005	<0.005	<0.005
	Chrysene	µg/L	0.005			No UK EQS	<0.005	<0.005	<0.005	<40 - 0.0395	<0.005	<0.005	<0.1	<0.005	<0.1	<0.005	<0.015	<0.005	<0.005	<0.005
	Pyrene	µg/L	0.005			No UK EQS	<0.005	<0.005	<0.005	<40 - 0.113	<0.005	<0.005	<0.1	<0.005	<0.1	<0.005	<0.015	<2 - 0.0108	0.0283	<0.005
	Benzo(a)anthracene	µg/L	0.005			No UK EQS	<0.005	<0.005	<0.005	<40 - 0.0186	<0.005	<0.005	<0.1	<0.005	<0.1	<0.005	<0.015	<0.005	<0.005	<0.005
	Benzo(b)fluoranthene	µg/L	0.005	0.025[#23]	See BaP[#24]	See BaP[#24]	<1 - 0.0122	<0.005	<0.005	<40 - 0.106	<0.005	<0.005	<0.1	<1 - 0.0155	<0.1	<0.005	<0.015	<2 - 0.0064	0.0328	<0.005
	Benzo(k)fluoranthene	µg/L	0.005	0.025[#23]	See BaP[#24]	See BaP[#24]	<1 - 0.0118	<0.005	<0.005	<40 - 0.0319	<0.005	<0.005	<0.1	<1 - 0.00972	<0.1	<0.005	<0.015	<0.005	0.0111	<0.005
	Benzo(a)pyrene	µg/L	0.002	0.01[#1]	0.00017[#24]	0.00017[#24]	<1 - 0.0127	<0.002	<0.002	<40 - 0.0222	<0.002	<0.002	<0.04	<1 - 0.0106	<0.04	<0.002	<0.006	<2 - 0.00406	0.0191	<0.002
	Dibenz(a,h)anthracene	µg/L	0.005			No UK EQS	<0.005	<0.005	<0.005	<0.005	<0.005	<0.005	<0.1	<0.005	<0.1	<0.005	<0.015	<0.005	<0.005	<0.005
	Benzo(g,h,i)perylene	µg/L	0.005	0.025[#23]	See BaP[#24]	See BaP[#24]	<0.005	<0.005	<0.005	<40 - 0.0341	<0.005	<0.005	<0.1	<0.005	<0.1	<0.005	<0.015	<0.005	0.00593	<0.005
	Indeno(1,2,3-c,d)pyrene	µg/L	0.005	0.025[#23]	See BaP[#24]	See BaP[#24]	<0.005	<0.005	<0.005	<0.005	<0.005	<0.005	<0.1	<1 - 0.00668	<0.1	<0.005	<0.015	<0.005	0.0109	<0.005
	PAH 16 Total	µg/L	0.082				<0.082	<0.082	<0.082	0.718	<0.082	<0.082	<1.64	<0.082	<1.64	<0.082	<0.246	<0.082	0.145	<0.082
TPH CWG	>C5-C6 Aliphatics	µg/L	10	See TPH	See TPH	See TPH	<10	<10	<10	<10	<10	<10	<10	<10	<10	<10	<10	<10	<10	<10
	>C6-C8 Aliphatics	µg/L	10	See TPH	See TPH	See TPH	<10	<10	<10	<10	<10	<10	<10	<10	<10	<10	<10	<10	<10	<10
	>C8-C10 Aliphatics	µg/L	10	See TPH	See TPH	See TPH	<10	<10	<10	<10	<10	<10	<10	<10	<10	<10	<10	<10	<10	<10
	>C10-C12 Aliphatics	µg/L	10	See TPH	See TPH	See TPH	<10	<10	<10	<10	<10	<10	<10	<10	<10	<10	<10	<10	<10	<10
	>C12-C16 Aliphatics	µg/L	10	See TPH	See TPH	See TPH	<10	<10	<10	57	<20	<10	<10	<10	<10	<10	<30	<10	<10	<10

						Location	BH04006	BH04006	BH04006	BH04007	BH04007	BH04007	BH04007	BH04007	BH04007	BH04007	BH04007	BH04008	BH04008	BH04008
						Sampled_Date_Time	21/04/2020	20/05/2020	23/06/2020	20/11/2019	28/01/2020	20/02/2020	24/03/2020	21/04/2020	20/05/2020	23/06/2020	24/09/2020	20/11/2019	28/01/2020	26/02/2020
						Sample_Depth_Avg	2.5	2.5	5	0.87	0.29	3	3	3	3.5	3	2.53	0.94	0.42	4
						Project_ID	LTC - Phase 2	LTC - Phase 2 LTM	LTC - Phase 2 LTM	LTC - Phase 2	LTC - Phase 2	LTC - Phase 2 LTM	LTC - Phase 2 LTM	LTC - Phase 2	LTC - Phase 2 LTM	LTC - Phase 2 LTM	LTC - Phase 2 LTM	LTC - Phase 2	LTC - Phase 2	LTC - Phase 2 LTM
				UK Drinking Water Standards	UK Estuaries and coastal waters EQS	UK Freshwater EQS														
Chem_Group	**Analyte**	**Units**	**MDL**																	
	>C16-C21 Aliphatics	µg/L	10	See TPH	See TPH	See TPH	<10	<10	<10	301	<20	<10	19	<10	1130	<10	<30	<10	<10	<10
	>C21-C35 Aliphatics	µg/L	10	See TPH	See TPH	See TPH	<10	<10	<10	3630	<20	<10	267	<10	258	<10	<30	<10	<10	<10
	>C16-C35 Aliphatics	µg/L	10				<10	<10	<10	3930	<20	<10	286	<10	1380	<10	<30	<10	<10	<10
	Total Aliphatics >C12-C35	µg/L	10				<10	<10	<10	3980	<20	<10	286	<10	1380	<10	<30	<10	<10	<10
	>EC5-EC7 Aromatics	µg/L	10				-	-	-			-	-	-	-	-	-			-
	>EC6-EC7 Aromatics	µg/L	10				<10	<10	<10	<10	<10	<10	<10	<10	<10	<10	<10	<10	<10	<10
	>EC7-EC8 Aromatics	µg/L	10	See TPH	See TPH	See TPH	<10	<10	<10	<10	<10	<10	<10	<10	<10	<10	<10	<10	<10	<10
	>EC8-EC10 Aromatics	µg/L	10	See TPH	See TPH	See TPH	<10	<10	<10	<10	<10	<10	<10	<10	<10	<10	<10	<10	<10	<10
	>EC10-EC12 Aromatics	µg/L	10	See TPH	See TPH	See TPH	<10	<10	<10	<10	<10	<10	<10	<10	<10	<10	<10	<10	<10	<10
	>EC12-EC16 Aromatics	µg/L	10	See TPH	See TPH	See TPH	<10	<10	<10	12	<20	<10	<10	<10	<10	<10	<30	<10	<10	<10
	>EC16-EC21 Aromatics	µg/L	10	See TPH	See TPH	See TPH	<10	<10	<10	27	<20	<10	<10	<10	<10	<10	<30	<10	<10	<10
	>EC21-EC35 Aromatics	µg/L	10	See TPH	See TPH	See TPH	<10	<10	<10	364	<20	<10	34	<10	161	<10	<30	<10	<10	<10
	Total Aromatics >EC12-EC35	µg/L	10				<10	<10	<10	403	<20	<10	34	<10	161	<10	<30	<10	<10	<10
	TPH >C5-C35 Aliphatics/Aromatics	µg/L	10	|10[#25]	|50[#26]	|50[#26]	<10	<10	<10	4400	<10	<10	321	<10	1540	<10	<30	<10	<10	<10
TPH	GRO >C5-12	µg/L	50				<50	<50	<50	<50	<50	<50	<50	<50	<50	<50	<50	<50	<50	<50
BTEX and MTBE	Benzene	µg/L	1	1[#1]	8[#2]	10[#2]	<1	<1	<1	<1	<7	<7	<1	<1	<1	<1	<1	<1	<7	<7
	Toluene	µg/L	1	700[#3]	74[#2]	74[#2]	<1	<1	<1	4.32 - 6	<4	<4	<1	<1	<1	<1	<1	<1	<4	<4
	Ethylbenzene	µg/L	1	300[#3]	20[#27]	20[#27]	<1	<1	<1	<5 - 1.01	<5	<5	<1	<1	<1	<1	<1	<1	<5	<5
	Xylene (m & p)	µg/L	1	250[#28]	15[#29]	15[#29]	<1	<1	<1	<8 - 3.76	<8	<8	<1	<1	<1	<1	<1	<1	<8	<8
	Xylene (o)	µg/L	1	250[#28]	15[#29]	15[#29]	<1	<1	<1	<3 - 1.1	<3	<3	<1	<1	<1	<1	<1	<1	<3	<3
	Xylene Total	µg/L	2	500[#3]	30[#4]	30[#4]	<2	<2	<2	<11	<11	<11	<2	<2	<2	<2	<2	<11	<11	<11
	MTBE	µg/L	1	15[#30]	15[#30]	15[#31]	<1	<1	<1	<1	<3	<3	<1	<1	<1	<1	<1	<1	<3	<3
	Total BTEX	µg/L	28				<28	<28	<28	<28	<28	<28	<28	<28	<28	<28	<28	<28	<28	<28
VOC	Styrene	µg/L	1		50[#4]	50[#4]	<1	<1	<1	<1	-	-	<1	<1	<1	<1	<1	<1	-	-
	cis-1,3-dichloropropene	µg/L	1				<1	<1	<1	<1	-	-	<1	<1	<1	<1	<1	<1	-	-
	trans-1,3-dichloropropene	µg/L	1				<1	<1	<1	<1	-	-	<1	<1	<1	<1	<1	<1	-	-
	1,1,1,2-tetrachloroethane	µg/L	1			70[#32]	<1	<1	<1	<1	-	-	<1	<1	<1	<1	<1	<1	-	-

						Location	BH04006	BH04006	BH04006	BH04007	BH04007	BH04007	BH04007	BH04007	BH04007	BH04007	BH04007	BH04008	BH04008	BH04008
						Sampled_Date_Time	21/04/2020	20/05/2020	23/06/2020	20/11/2019	28/01/2020	20/02/2020	24/03/2020	21/04/2020	20/05/2020	23/06/2020	24/09/2020	20/11/2019	28/01/2020	26/02/2020
						Sample_Depth_Avg	2.5	2.5	5	0.87	0.29	3	3	3	3.5	3	2.53	0.94	0.42	4
						Project_ID	LTC - Phase 2	LTC - Phase 2 LTM	LTC - Phase 2 LTM	LTC - Phase 2	LTC - Phase 2	LTC - Phase 2 LTM	LTC - Phase 2 LTM	LTC - Phase 2	LTC - Phase 2 LTM	LTC - Phase 2 LTM	LTC - Phase 2 LTM	LTC - Phase 2	LTC - Phase 2	LTC - Phase 2 LTM
				UK Drinking Water Standards	UK Estuaries and coastal waters EQS	UK Freshwater EQS														
Chem_Group	**Analyte**	**Units**	**MDL**																	
	1,1,1-trichloroethane	µg/L	1	2000[#33]	100[#4]	100[#4]	<1	<1	<1	<1	-	-	<1	<1	<1	<1	<1	<1	-	-
	1,1,2,2-tetrachloroethane	µg/L	1			70[#32]	<1	<1	<1	<1	-	-	<1	<1	<1	<1	<1	<1	-	-
	1,1,2-trichloroethane	µg/L	1		300[#4]	400[#4]	<1	<1	<1	<1	-	-	<1	<1	<1	<1	<1	<1	-	-
	1,1-dichloroethane	µg/L	1	2.8[#34]			<1	<1	<1	<1	-	-	<1	<1	<1	<1	<1	<1	-	-
	1,1-dichloroethene	µg/L	1	140[#35]			<1	<1	<1	<1	-	-	<1	<1	<1	<1	<1	<1	-	-
	1,1-dichloropropene	µg/L	1				<1	<1	<1	<1	-	-	<1	<1	<1	<1	<1	<1	-	-
	1,2,3-trichloropropane	µg/L	1				<1	<1	<1	<1	-	-	<1	<1	<1	<1	<1	<1	-	-
	1,2,4-trimethylbenzene	µg/L	1				<1	<1	<1	<1	-	-	<1	<1	<1	<1	<1	<1	-	-
	1,2-dibromo-3-chloropropane	µg/L	1				<1	<1	<1	<1	-	-	<1	<1	<1	<1	<1	<1	-	-
	1,2-dibromoethane	µg/L	1				<1	<1	<1	<1	-	-	<1	<1	<1	<1	<1	<1	-	-
	1,2-dichloroethane	µg/L	1	3[#1]	10[#2]	10[#2]	<1	<1	<1	<1	-	-	<1	<1	<1	<1	<1	<1	-	-
	1,2-dichloropropane	µg/L	1				<1	<1	<1	<1	-	-	<1	<1	<1	<1	<1	<1	-	-
	1,3,5-trimethylbenzene	µg/L	1				<1	<1	<1	<1	-	-	<1	<1	<1	<1	<1	<1	-	-
	1,3-dichloropropane	µg/L	1				<1	<1	<1	<1	-	-	<1	<1	<1	<1	<1	<1	-	-
	2,2-dichloropropane	µg/L	1				<1	<1	<1	<1	-	-	<1	<1	<1	<1	<1	<1	-	-
	2-chlorotoluene	µg/L	1				<1	<1	<1	<1	-	-	<1	<1	<1	<1	<1	<1	-	-
	4-chlorotoluene	µg/L	1				<1	<1	<1	<1	-	-	<1	<1	<1	<1	<1	<1	-	-
	Bromobenzene	µg/L	1				<1	<1	<1	<1	-	-	<1	<1	<1	<1	<1	<1	-	-
	Bromochloromethane	µg/L	1				<1	<1	<1	<1	-	-	<1	<1	<1	<1	<1	<1	-	-
	Bromodichloromethane	µg/L	1	25[#36]			<1	<1	<1	<1	-	-	<1	<1	<1	<1	<1	<1	-	-
	Bromoform	µg/L	1	25[#36]			<1	<1	<1	<1	-	-	<1	<1	<1	<1	<1	<1	-	-
	Bromomethane	µg/L	1				<1	<1	<1	<1	-	-	<1	<1	<1	<1	<1	<1	-	-
	Carbon disulfide	µg/L	1				<1	<1	<1	<1	-	-	<1	<1	<1	<1	<1	<1	-	-
	Carbon tetrachloride	µg/L	1	3[#1]	12[#2]	12[#2]	<1	<1	<1	<1	-	-	<1	<1	<1	<1	<1	<1	-	-
	Chlorodibromomethane	µg/L	1	25[#36]			<1	<1	<1	<1	-	-	<1	<1	<1	<1	<1	<1	-	-
	Chloroethane	µg/L	1				<1	<1	<1	<1	-	-	<1	<1	<1	<1	<1	<1	-	-
	Chloroform	µg/L	1	25[#36]	2.5[#2]	2.5[#2]	<1	<1	<1	<1	-	-	<1	<1	<1	<1	<1	<1	-	-

						Location	BH04006	BH04006	BH04006	BH04007	BH04007	BH04007	BH04007	BH04007	BH04007	BH04007	BH04007	BH04008	BH04008	BH04008
						Sampled_Date_Time	21/04/2020	20/05/2020	23/06/2020	20/11/2019	28/01/2020	20/02/2020	24/03/2020	21/04/2020	20/05/2020	23/06/2020	24/09/2020	20/11/2019	28/01/2020	26/02/2020
						Sample_Depth_Avg	2.5	2.5	5	0.87	0.29	3	3	3	3.5	3	2.53	0.94	0.42	4
						Project_ID	LTC - Phase 2	LTC - Phase 2 LTM	LTC - Phase 2 LTM	LTC - Phase 2	LTC - Phase 2	LTC - Phase 2 LTM	LTC - Phase 2 LTM	LTC - Phase 2	LTC - Phase 2 LTM	LTC - Phase 2 LTM	LTC - Phase 2 LTM	LTC - Phase 2	LTC - Phase 2	LTC - Phase 2 LTM
				UK Drinking Water Standards	UK Estuaries and coastal waters EQS	UK Freshwater EQS														
Chem_Group	**Analyte**	**Units**	**MDL**																	
	Chloromethane	µg/L	1				<1	<1	<1	<1	-	-	<1	<1	<1	<1	<1	<1	-	-
	cis-1,2-dichloroethene	µg/L	1	25[#37]			<1	<1	<1	<1	-	-	<1	<1	<1	<1	<1	<1	-	-
	Dibromomethane	µg/L	1				<1	<1	<1	<1	-	-	<1	<1	<1	<1	<1	<1	-	-
	Dichlorodifluoromethane	µg/L	1				<1	<1	<1	<1	-	-	<1	<1	<1	<1	<1	<1	-	-
	Dichloromethane	µg/L	3		20[#2]	20[#2]	<3	<3	<3	<3	-	-	<3	<3	<3	<3	<3	<3	-	-
	Isopropylbenzene	µg/L	1				<1	<1	<1	<1	-	-	<1	<1	<1	<1	<1	<1	-	-
	n-butylbenzene	µg/L	1				<1	<1	<1	<1	-	-	<1	<1	<1	<1	<1	<1	-	-
	n-propylbenzene	µg/L	1				<1	<1	<1	<1	-	-	<1	<1	<1	<1	<1	<1	-	-
	p-isopropyltoluene	µg/L	1				<1	<1	<1	<1	-	-	<1	<1	<1	<1	<1	<1	-	-
	sec-butylbenzene	µg/L	1				<1	<1	<1	<1	-	-	<1	<1	<1	<1	<1	<1	-	-
	Trichloroethene	µg/L	1	5[#38]	10[#2]	10[#2]	<1	<1	<1	<1	-	-	<1	<1	<1	<1	<1	<1	-	-
	tert-butylbenzene	µg/L	1				<1	<1	<1	<1	-	-	<1	<1	<1	<1	<1	<1	-	-
	Tetrachloroethene	µg/L	1	5[#38]	10[#2]	10[#2]	<1	<1	<1	<1	-	-	<1	<1	<1	<1	<1	<1	-	-
	trans-1,2-dichloroethene	µg/L	1	25[#37]			<1	<1	<1	<1	-	-	<1	<1	<1	<1	<1	<1	-	-
	Trichlorofluoromethane	µg/L	1				<1	<1	<1	<1	-	-	<1	<1	<1	<1	<1	<1	-	-
	Vinyl chloride	µg/L	1	0.5[#1]			<1	<1	<1	<1	-	-	<1	<1	<1	<1	<1	<1	-	-
	tert-Amyl methyl ether	µg/L	1				<1	<1	<1	<1	-	-	<1	<1	<1	<1	<1	<1	-	-
VOC/SVOC	1,2,3-trichlorobenzene	µg/L	0.01		0.13[#39]	0.13[#39]	<1	<1	<1	<1	-	<0.01	<1	<1	<1	<1	<1	<1	-	<0.01
	1,2,4-trichlorobenzene	µg/L	0.01		0.13[#39]	0.13[#39]	<1	<1	<1	<1	-	<0.01	<1	<1	<1	<1	<1	<1	-	<0.01
	1,2-dichlorobenzene	µg/L	1		6.7[#40]	6.7[#40]	<1	<1	<1	<1	-	-	<1	<1	<1	<1	<1	<1	-	-
	1,3,5-Trichlorobenzene	µg/L	0.01		0.13[#39]	0.13[#39]	<1	<1	<1	<1	-	<0.01	<1	<1	<1	<1	<1	<1	-	<0.01
	1,3-dichlorobenzene	µg/L	1		6.7[#40]	6.7[#40]	<1	<1	<1	<1	-	-	<1	<1	<1	<1	<1	<1	-	-
	1,4-dichlorobenzene	µg/L	1		6.7[#40]	6.7[#40]	<1	<1	<1	<1	-	-	<1	<1	<1	<1	<1	<1	-	-
	Chlorobenzene	µg/L	1	100[#41]			<1	<1	<1	<1	-	-	<1	<1	<1	<1	<1	<1	-	-
	Hexachlorobutadiene	µg/L	0.01		0.6(MAC)[#12]	0.6(MAC)[#12]	<1	<1	<1	<1	-	<0.01	<1	<1	<1	<1	<1	<1	-	<0.01
SVOC	4-bromophenyl phenyl ether	µg/L	1				<1	<1	<1	<40	-	-	<1	<1	<1	<2	<50	<2	-	-
	4-nitroaniline	µg/L	1				<1	<1	<1	<40	-	-	<1	<1	<1	<2	<50	<2	-	-

						Location	BH04006	BH04006	BH04006	BH04007	BH04007	BH04007	BH04007	BH04007	BH04007	BH04007	BH04007	BH04008	BH04008	BH04008
						Sampled_Date_Time	21/04/2020	20/05/2020	23/06/2020	20/11/2019	28/01/2020	20/02/2020	24/03/2020	21/04/2020	20/05/2020	23/06/2020	24/09/2020	20/11/2019	28/01/2020	26/02/2020
						Sample_Depth_Avg	2.5	2.5	5	0.87	0.29	3	3	3	3.5	3	2.53	0.94	0.42	4
						Project_ID	LTC - Phase 2	LTC - Phase 2 LTM	LTC - Phase 2 LTM	LTC - Phase 2	LTC - Phase 2	LTC - Phase 2 LTM	LTC - Phase 2 LTM	LTC - Phase 2	LTC - Phase 2 LTM	LTC - Phase 2 LTM	LTC - Phase 2 LTM	LTC - Phase 2	LTC - Phase 2	LTC - Phase 2 LTM
				UK Drinking Water Standards	UK Estuaries and coastal waters EQS	UK Freshwater EQS														
Chem_Group	**Analyte**	**Units**	**MDL**																	
	4-nitrophenol	µg/L	1				<1	<1	<1	<40	-	-	<1	<1	<1	<2	<50	<2	-	-
	2,4,5-trichlorophenol	µg/L	1				<1	<1	<1	<40	-	-	<1	<1	<1	<2	<50	<2	-	-
	2,4,6-trichlorophenol	µg/L	1				<1	<1	<1	<40	-	-	<1	<1	<1	<2	<50	<2	-	-
	2,4-dichlorophenol	µg/L	1		0.42[#2]	4.2[#2]	<1	<1	<1	<40	-	-	<1	<1	<1	<2	<50	<2	-	-
	2,4-dimethylphenol	µg/L	1				<1	<1	<1	<40	-	-	<1	<1	<1	<2	<50	<2	-	-
	2,4-dinitrotoluene	µg/L	1				<1	<1	<1	<40	-	-	<1	<1	<1	<2	<50	<2	-	-
	2,6-dinitrotoluene	µg/L	1				<1	<1	<1	<40	-	-	<1	<1	<1	<2	<50	<2	-	-
	2-chloronaphthalene	µg/L	1				<1	<1	<1	<40	-	-	<1	<1	<1	<2	<50	<2	-	-
	2-chlorophenol	µg/L	1		50[#4]	50[#4]	<1	<1	<1	<40	-	-	<1	<1	<1	<2	<50	<2	-	-
	2-methylnaphthalene	µg/L	1				<1	<1	<1	<40	-	-	<1	<1	<1	<2	<50	<2	-	-
	2-methylphenol	µg/L	1				<1	<1	<1	<40	-	-	<1	<1	<1	<2	<50	<2	-	-
	2-nitroaniline	µg/L	1				<1	<1	<1	<40	-	-	<1	<1	<1	<2	<50	<2	-	-
	2-nitrophenol	µg/L	1				<1	<1	<1	<40	-	-	<1	<1	<1	<2	<50	<2	-	-
	3-nitroaniline	µg/L	1				<1	<1	<1	<40	-	-	<1	<1	<1	<2	<50	<2	-	-
	4,6-Dinitro-2-methylphenol	µg/L					-	-	-	<0.03	<0.03	<0.03	-	-	-	-	-	<0.03	<0.03	<0.03
	4-chloro-3-methylphenol	µg/L	1		40[#4]	40[#4]	<1	<1	<1	<40	-	-	<1	<1	<1	<2	<50	<2	-	-
	4-chloroaniline	µg/L	1				<1	<1	<1	<40	-	-	<1	<1	<1	<2	<50	<2	-	-
	4-chlorophenyl phenyl ether	µg/L	1				<1	<1	<1	<40	-	-	<1	<1	<1	<2	<50	<2	-	-
	4-methylphenol	µg/L	1				<1	<1	<1	<40	-	-	<1	<1	<1	<2	<50	<2	-	-
	Azobenzene	µg/L	1				<1	<1	<1	<40	-	-	<1	<1	<1	<2	<50	<2	-	-
	Bis(2-chloroethoxy) methane	µg/L	1				<1	<1	<1	<40	-	-	<1	<1	<1	<2	<50	<2	-	-
	Bis(2-chloroethyl)ether	µg/L	1				<1	<1	<1	<40	-	-	<1	<1	<1	<2	<50	<2	-	-
	Bis(2-ethylhexyl) phthalate	µg/L	2		1.3[#2]	1.3[#2]	<2	<2	<2	<80	-	-	<2	<2	<2	<4	<100	<4	-	-
	Butyl benzyl phthalate	µg/L	1		0.75[#2]	7.5[#2]	<1	<1	<1	<40	-	-	<1	<1	<1	<2	<50	<2	-	-
	Carbazole	µg/L	1				<1	<1	<1	<40	-	-	<1	<1	<1	<2	<50	<2	-	-
	Dibenzofuran	µg/L	1				<1	<1	<1	<40	-	-	<1	<1	<1	<2	<50	<2	-	-
	Diethylphthalate	µg/L	1		200[#4]	200[#4]	<1	<1	<1	<40	-	-	<1	<1	<1	<2	<50	<2	-	-

						Location	BH04006	BH04006	BH04006	BH04007	BH04007	BH04007	BH04007	BH04007	BH04007	BH04007	BH04007	BH04008	BH04008	BH04008
						Sampled_Date_Time	21/04/2020	20/05/2020	23/06/2020	20/11/2019	28/01/2020	20/02/2020	24/03/2020	21/04/2020	20/05/2020	23/06/2020	24/09/2020	20/11/2019	28/01/2020	26/02/2020
						Sample_Depth_Avg	2.5	2.5	5	0.87	0.29	3	3	3	3.5	3	2.53	0.94	0.42	4
						Project_ID	LTC - Phase 2	LTC - Phase 2 LTM	LTC - Phase 2 LTM	LTC - Phase 2	LTC - Phase 2	LTC - Phase 2 LTM	LTC - Phase 2 LTM	LTC - Phase 2	LTC - Phase 2 LTM	LTC - Phase 2 LTM	LTC - Phase 2 LTM	LTC - Phase 2	LTC - Phase 2	LTC - Phase 2 LTM
				UK Drinking Water Standards	UK Estuaries and coastal waters EQS	UK Freshwater EQS														
Chem_Group	**Analyte**	**Units**	**MDL**																	
	Dimethyl phthalate	µg/L	1		800[#4]	800[#4]	<1	<1	<1	<40	-	-	<1	<1	<1	<2	<50	<2	-	-
	Di-n-butyl phthalate	µg/L	1		8[#4]	8[#4]	<1	<1	<1	<40	-	-	<1	<1	<1	<2	<50	<2	-	-
	Di-n-octyl phthalate	µg/L	5		20[#4]	20[#4]	<5	<5	<5	<200	-	-	<5	<5	<5	<10	<250	<10	-	-
	Hexachlorobenzene	µg/L	0.01		0.05(MAC)[#12]	0.05(MAC)[#12]	<1	<1	<1	<0.01	<0.01	<0.01	<1	<1	<1	<2	<50	<0.01	<0.01	<0.01
	Hexachlorocyclopentadiene	µg/L	1				<1	<1	<1	<40	-	-	<1	<1	<1	<2	<50	<2	-	-
	Hexachloroethane	µg/L	1				<1	<1	<1	<40	-	-	<1	<1	<1	<2	<50	<2	-	-
	Isophorone	µg/L	1				<1	<1	<1	<40	-	-	<1	<1	<1	<2	<50	<2	-	-
	Nitrobenzene	µg/L	1				<1	<1	<1	<40	-	-	<1	<1	<1	<2	<50	<2	-	-
	N-nitrosodi-n-propylamine	µg/L	1				<1	<1	<1	<40	-	-	<1	<1	<1	<2	<50	<2	-	-
	Pentachlorobenzene	µg/L	0.01		0.0007[#2]	0.007[#2]	-	-	-	<0.01	<0.01	<0.01	-	-	-	-	-	<0.01	<0.01	<0.01
	Pentachloronitrobenzene	µg/L	0.01				-	-	-	<0.01	<0.01	<0.01	-	-	-	-	-	<0.01	<0.01	<0.01
	Pentachlorophenol	µg/L	1		0.4[#2]	0.4[#2]	<1	<1	<1	<40	-	-	<1	<1	<1	<2	<50	<2	-	-
PCB	Heptachlorobiphenyl, 2,3,3,4,4,5,5- (PCB 189)	µg/L	0.015				-	-	-	-	-	-	-	-	-	-	-	-	-	-
	Hexachlorobiphenyl, 2,3,3,4,4,5- (PCB 156)	µg/L	0.015				-	-	-	-	-	-	-	-	-	-	-	-	-	-
	Hexachlorobiphenyl, 2,3,3,4,4,5- (PCB 157)	µg/L	0.015				-	-	-	-	-	-	-	-	-	-	-	-	-	-
	Hexachlorobiphenyl, 2,3,4,4,5,5- (PCB 167)	µg/L	0.015				-	-	-	-	-	-	-	-	-	-	-	-	-	-
	Hexachlorobiphenyl, 3,3,4,4,5,5- (PCB 169)	µg/L	0.015				-	-	-	-	-	-	-	-	-	-	-	-	-	-
	PCB 101	µg/L	0.015				-	-	-	-	-	-	-	-	-	-	-	-	-	-
	PCB 118	µg/L	0.015				-	-	-	-	-	-	-	-	-	-	-	-	-	-
	PCB 138	µg/L	0.015				-	-	-	-	-	-	-	-	-	-	-	-	-	-
	PCB 153	µg/L	0.015				-	-	-	-	-	-	-	-	-	-	-	-	-	-
	PCB 180	µg/L	0.015				-	-	-	-	-	-	-	-	-	-	-	-	-	-
	PCB 28	µg/L	0.015				-	-	-	-	-	-	-	-	-	-	-	-	-	-
	PCB 52	µg/L	0.015				-	-	-	-	-	-	-	-	-	-	-	-	-	-
	Pentachlorobiphenyl, 2,3,3,4,4- (PCB 105)	µg/L	0.015				-	-	-	-	-	-	-	-	-	-	-	-	-	-
	Pentachlorobiphenyl, 2,3,4,4,5- (PCB 114)	µg/L	0.015				-	-	-	-	-	-	-	-	-	-	-	-	-	-
	Pentachlorobiphenyl, 2,3,4,4,5- (PCB 123)	µg/L	0.015				-	-	-	-	-	-	-	-	-	-	-	-	-	-

						Location	BH04006	BH04006	BH04006	BH04007	BH04007	BH04007	BH04007	BH04007	BH04007	BH04007	BH04007	BH04008	BH04008	BH04008
						Sampled_Date_Time	21/04/2020	20/05/2020	23/06/2020	20/11/2019	28/01/2020	20/02/2020	24/03/2020	21/04/2020	20/05/2020	23/06/2020	24/09/2020	20/11/2019	28/01/2020	26/02/2020
						Sample_Depth_Avg	2.5	2.5	5	0.87	0.29	3	3	3	3.5	3	2.53	0.94	0.42	4
						Project_ID	LTC - Phase 2	LTC - Phase 2 LTM	LTC - Phase 2 LTM	LTC - Phase 2	LTC - Phase 2	LTC - Phase 2 LTM	LTC - Phase 2 LTM	LTC - Phase 2	LTC - Phase 2 LTM	LTC - Phase 2 LTM	LTC - Phase 2 LTM	LTC - Phase 2	LTC - Phase 2	LTC - Phase 2 LTM
				UK Drinking Water Standards	UK Estuaries and coastal waters EQS	UK Freshwater EQS														
Chem_Group	**Analyte**	**Units**	**MDL**																	
	Pentachlorobiphenyl, 3,3,4,4,5- (PCB 126)	µg/L	0.015				-	-	-	-	-	-	-	-	-	-	-	-	-	-
	Tetrachlorobiphenyl, 3,3,4,4- (PCB 77)	µg/L	0.015				-	-	-	-	-	-	-	-	-	-	-	-	-	-
	Tetrachlorobiphenyl, 3,4,4,5- (PCB 81)	µg/L	0.015				-	-	-	-	-	-	-	-	-	-	-	-	-	-
	Total PCB 7 Congeners	µg/L	0.105				-	-	-	-	-	-	-	-	-	-	-	-	-	-
Phenolics	Xylenols (Filtered)	µg/L	0.5				<0.5	<0.5	0.61	<0.5	<0.5	<0.5	<0.5	<0.5	<0.5	0.89	<0.5	<0.5	<0.5	<0.5
	Cresol Total (Filtered)	µg/L	0.5				<0.5	<0.5	<0.5	2.18	<0.5	<0.5	<0.5	<0.5	<0.5	<0.5	<0.5	<0.5	<0.5	<0.5
	Phenol	µg/L	1	5800[#34]	7.7[#2]	7.7[#2]	<1	<1	<1	<40	-	-	<1	<1	<1	<2	<50	<2	-	-
	Phenol (Filtered)	µg/L	0.5	5800[#34]	7.7[#2]	7.7[#2]	<0.5	<0.5	<0.5	<0.5	<0.5	<0.5	<0.5	<0.5	<0.5	<0.5	<0.5	<0.5	<0.5	<0.5
	Phenols Monohydric (Filtered)	µg/L	0.5				<0.5	<0.5	0.61	2.18	<0.5	<0.5	<0.5	<0.5	<0.5	0.89	<0.5	<0.5	<0.5	<0.5
Organotins	Tributyltin	µg/L	0.001		0.0002[#2]	0.0002[#2]	-	-	-	-	-	-	-	-	-	-	-	-	-	-
Biological	Coliforms Total (Confirmed)	CFU/100mL					-	-	-	-	-	-	-	-	-	-	-	-	-	-
	Coliforms Total (Presumptive)	CFU/100mL					-	-	-	-	-	-	-	-	-	-	-	-	-	-
	Escherichia coli (Confirmed)	CFU/100mL					-	-	-	-	-	-	-	-	-	-	-	-	-	-
	Escherichia coli (Presumptive)	CFU/100mL					-	-	-	-	-	-	-	-	-	-	-	-	-	-
	Faecal streptococci (Confirmed)	CFU/100mL					-	-	-	-	-	-	-	-	-	-	-	-	-	-
	Faecal streptococci (Presumptive)	CFU/100mL					-	-	-	-	-	-	-	-	-	-	-	-	-	-
	Faecal Streptococci cfu/100ml	cfu/100ml								-	-							-	-	
	Coliform	cfu/100 ml								-	-							-	-	
	Salmonella	Detect					-	-	-	-	-	-	-	-	-	-	-	-	-	-
Pesticides	1-(3.4-Dichlorophenyl) urea (DCPU)	µg/l					-	-	-	<0.02	<0.02	<0.02	-	-	-	-	-	<0.02	<0.02	<0.02
	2-(4-Chlorophenoxy)propionic acid, 4-CPP	µg/l					-	-	-	<0.01	<0.01	<0.01	-	-	-	-	-	<0.01	<0.01	<0.01
	2-amino-N-(isopropyl)benzamide	µg/l					-	-	-	<0.02	<0.02	<0.02	-	-	-	-	-	<0.02	<0.02	<0.02
	2-Chloro-2.6-diethylacetanilide	µg/l					-	-	-	<0.01	<0.01	<0.01	-	-	-	-	-	<0.01	<0.01	<0.01
	Acibenzolar-S-methyl	µg/l					-	-	-	<0.03	<0.03	<0.03	-	-	-	-	-	<0.03	<0.03	<0.03
	Aminopyralid	µg/l					-	-	-	<0.05	<0.05	<0.05	-	-	-	-	-	<0.05	<0.05	<0.05
	Azoxystrobin	µg/L					-	-	-	<0.01	<0.01	<0.01	-	-	-	-	-	<0.01	<0.01	<0.01
	BAM	µg/l					-	-	-	0.011	<0.01	0.012	-	-	-	-	-	<0.01	<0.01	<0.01

						Location	BH04006	BH04006	BH04006	BH04007	BH04007	BH04007	BH04007	BH04007	BH04007	BH04007	BH04007	BH04008	BH04008	BH04008
						Sampled_Date_Time	21/04/2020	20/05/2020	23/06/2020	20/11/2019	28/01/2020	20/02/2020	24/03/2020	21/04/2020	20/05/2020	23/06/2020	24/09/2020	20/11/2019	28/01/2020	26/02/2020
						Sample_Depth_Avg	2.5	2.5	5	0.87	0.29	3	3	3	3.5	3	2.53	0.94	0.42	4
						Project_ID	LTC - Phase 2	LTC - Phase 2 LTM	LTC - Phase 2 LTM	LTC - Phase 2	LTC - Phase 2	LTC - Phase 2 LTM	LTC - Phase 2 LTM	LTC - Phase 2	LTC - Phase 2 LTM	LTC - Phase 2 LTM	LTC - Phase 2 LTM	LTC - Phase 2	LTC - Phase 2	LTC - Phase 2 LTM
				UK Drinking Water Standards	UK Estuaries and coastal waters EQS	UK Freshwater EQS														
Chem_Group	**Analyte**	**Units**	**MDL**																	
	Benalaxyl	µg/l					-	-	-	<0.02	<0.02	<0.02	-	-	-	-	-	<0.02	<0.02	<0.02
	Bentazone methyl	µg/l					-	-	-	<0.03	<0.03	<0.03	-	-	-	-	-	<0.03	<0.03	<0.03
	Bifenox	µg/L					-	-	-	<0.04	<0.04	<0.04	-	-	-	-	-	<0.04	<0.04	<0.04
	Bitertanol	µg/l					-	-	-	<0.02	<0.02	<0.02	-	-	-	-	-	<0.02	<0.02	<0.02
	Boscalid	µg/l					-	-	-	<0.01	<0.01	<0.01	-	-	-	-	-	<0.01	<0.01	<0.01
	Cadusafos	µg/l					-	-	-	<0.02	<0.02	<0.02	-	-	-	-	-	<0.02	<0.02	<0.02
	Carfentrazone-ethyl	µg/L					-	-	-	<0.04	<0.04	<0.04	-	-	-	-	-	<0.04	<0.04	<0.04
	Chloridazon-desphenyl	µg/l					-	-	-	<0.03	<0.03	<0.03	-	-	-	-	-	<0.03	<0.03	<0.03
	Chloridazon-methyl desphenyl	µg/l					-	-	-	<0.05	<0.05	<0.05	-	-	-	-	-	<0.05	<0.05	<0.05
	Chlorotoluron-desmethyl	µg/l					-	-	-	<0.02	<0.02	<0.02	-	-	-	-	-	<0.02	<0.02	<0.02
	Chlorpropham	µg/L			10[#4]	10[#4]	-	-	-	<0.05	<0.05	<0.05	-	-	-	-	-	<0.05	<0.05	<0.05
	Clodinafop	µg/l					-	-	-	<0.03	<0.03	<0.03	-	-	-	-	-	<0.03	<0.03	<0.03
	Clomeprop	µg/l					-	-	-	<0.01	<0.01	<0.01	-	-	-	-	-	<0.01	<0.01	<0.01
	Crimidine	µg/l					-	-	-	<0.03	<0.03	<0.03	-	-	-	-	-	<0.03	<0.03	<0.03
	Cybutryne (Irgarol)	µg/l					-	-	-	<0.01	<0.01	<0.01	-	-	-	-	-	<0.01	<0.01	<0.01
	Cyprazine	µg/l					-	-	-	<0.02	<0.02	<0.02	-	-	-	-	-	<0.02	<0.02	<0.02
	Cyprodinil	µg/L					-	-	-	<0.02	<0.02	<0.02	-	-	-	-	-	<0.02	<0.02	<0.02
	Dichlofenthion	µg/l					-	-	-	<0.05	<0.05	<0.05	-	-	-	-	-	<0.05	<0.05	<0.05
	Dichlormid	µg/l					-	-	-	<0.05	<0.05	<0.05	-	-	-	-	-	<0.05	<0.05	<0.05
	Diethofencarb	µg/l					-	-	-	<0.02	<0.02	<0.02	-	-	-	-	-	<0.02	<0.02	<0.02
	Difenacoum	µg/l					-	-	-	<0.02	<0.02	<0.02	-	-	-	-	-	<0.02	<0.02	<0.02
	Dimefuron	µg/l					-	-	-	<0.02	<0.02	<0.02	-	-	-	-	-	<0.02	<0.02	<0.02
	Dimethachlo	µg/l					-	-	-	<0.01	<0.01	<0.01	-	-	-	-	-	<0.01	<0.01	<0.01
	Dimethenamid	µg/l					-	-	-	<0.01	<0.01	<0.01	-	-	-	-	-	<0.01	<0.01	<0.01
	Dimethomorph	µg/l					-	-	-	<0.01	<0.01	<0.01	-	-	-	-	-	<0.01	<0.01	<0.01
	Dinoterb	µg/l					-	-	-	<0.04	<0.04	<0.2	-	-	-	-	-	<0.08	<0.04	<0.04
	Diuron desmethyl (DCPMU)	µg/l					-	-	-	<0.03	<0.03	<0.03	-	-	-	-	-	<0.03	<0.03	<0.03

						Location	BH04006	BH04006	BH04006	BH04007	BH04007	BH04007	BH04007	BH04007	BH04007	BH04007	BH04007	BH04008	BH04008	BH04008
						Sampled_Date_Time	21/04/2020	20/05/2020	23/06/2020	20/11/2019	28/01/2020	20/02/2020	24/03/2020	21/04/2020	20/05/2020	23/06/2020	24/09/2020	20/11/2019	28/01/2020	26/02/2020
						Sample_Depth_Avg	2.5	2.5	5	0.87	0.29	3	3	3	3.5	3	2.53	0.94	0.42	4
						Project_ID	LTC - Phase 2	LTC - Phase 2 LTM	LTC - Phase 2 LTM	LTC - Phase 2	LTC - Phase 2	LTC - Phase 2 LTM	LTC - Phase 2 LTM	LTC - Phase 2	LTC - Phase 2 LTM	LTC - Phase 2 LTM	LTC - Phase 2 LTM	LTC - Phase 2	LTC - Phase 2	LTC - Phase 2 LTM
				UK Drinking Water Standards	UK Estuaries and coastal waters EQS	UK Freshwater EQS														
Chem_Group	**Analyte**	**Units**	**MDL**																	
	Epoxiconazole	µg/l					-	-	-	<0.03	<0.03	<0.03	-	-	-	-	-	<0.03	<0.03	<0.03
	Etrimphos	µg/L	0.01				-	-	-	<0.01	<0.01	<0.01	-	-	-	-	-	<0.01	<0.01	<0.01
	Fenoxaprop	µg/l					-	-	-	<0.03	<0.03	<0.03	-	-	-	-	-	<0.03	<0.03	<0.03
	Fenpropidin	µg/l					-	-	-	<0.02	<0.02	<0.02	-	-	-	-	-	<0.02	<0.02	<0.02
	Fenuron	µg/l					-	-	-	<0.1	0.012	0.012	-	-	-	-	-	<0.01	<0.01	<0.01
	Fipronil	µg/L					-	-	-	<0.05	<0.05	<0.05	-	-	-	-	-	<0.05	<0.05	<0.05
	Florasulam	µg/l					-	-	-	<0.02	<0.02	<0.02	-	-	-	-	-	<0.02	<0.02	<0.02
	Fluazifop	µg/l					-	-	-	<0.02	<0.02	<0.02	-	-	-	-	-	<0.02	<0.02	<0.02
	Fluazifop-P-butyl	µg/L					-	-	-	<0.02	<0.02	<0.02	-	-	-	-	-	<0.02	<0.02	<0.02
	Foramsulfuron	µg/l					-	-	-	<0.01	<0.01	<0.01	-	-	-	-	-	<0.01	<0.01	<0.01
	Furathiocarb	µg/l					-	-	-	<0.02	<0.02	<0.02	-	-	-	-	-	<0.02	<0.02	<0.02
	Haloxyfop	µg/l					-	-	-	<0.03	<0.03	<0.03	-	-	-	-	-	<0.03	<0.03	<0.03
	Haloxyfop-p-methyl	µg/l					-	-	-	<0.03	<0.03	<0.03	-	-	-	-	-	<0.03	<0.03	<0.03
	Heptachlor epoxide	µg/L	0.01	0.03[#1]			-	-	-	<0.01	<0.01	<0.01	-	-	-	-	-	<0.01	<0.01	<0.01
	Imazamox	µg/l					-	-	-	<0.01	<0.01	<0.01	-	-	-	-	-	<0.01	<0.01	<0.01
	Indoxacarb	µg/L					-	-	-	<0.05	<0.05	<0.05	-	-	-	-	-	<0.05	<0.05	<0.05
	Isoproturon-desmethyl	µg/l					-	-	-	<0.02	<0.02	<0.02	-	-	-	-	-	<0.02	<0.02	<0.02
	Isoproturon-monodesmethyl	µg/l					-	-	-	<0.02	<0.02	<0.02	-	-	-	-	-	<0.02	<0.02	<0.02
	Isopyrazam	µg/l					-	-	-	<0.03	<0.03	<0.03	-	-	-	-	-	<0.03	<0.03	<0.03
	Kresoxim-methyl	µg/l					-	-	-	<0.03	<0.03	<0.03	-	-	-	-	-	<0.03	<0.03	<0.03
	Malaoxon	µg/l					-	-	-	<0.02	<0.02	<0.02	-	-	-	-	-	<0.02	<0.02	<0.02
	Mandipropamid	µg/l					-	-	-	-	-	<0.02	-	-	-	-	-	-	-	<0.02
	Mecarbam	µg/l					-	-	-	<0.02	<0.02	<0.02	-	-	-	-	-	<0.02	<0.02	<0.02
	Mesotrione	µg/l					-	-	-	<0.05	<0.05	<0.05	-	-	-	-	-	<0.05	<0.05	<0.05
	Metconazole	µg/l					-	-	-	<0.02	<0.02	<0.02	-	-	-	-	-	<0.02	<0.02	<0.02
	Metribuzin-desamino	µg/l					-	-	-	<0.01	<0.01	<0.01	-	-	-	-	-	<0.01	<0.01	<0.01
	Naptalam	µg/l					-	-	-	<0.03	<0.03	<0.03	-	-	-	-	-	<0.03	<0.03	<0.03

						Location	BH04006	BH04006	BH04006	BH04007	BH04007	BH04007	BH04007	BH04007	BH04007	BH04007	BH04007	BH04008	BH04008	BH04008
						Sampled_Date_Time	21/04/2020	20/05/2020	23/06/2020	20/11/2019	28/01/2020	20/02/2020	24/03/2020	21/04/2020	20/05/2020	23/06/2020	24/09/2020	20/11/2019	28/01/2020	26/02/2020
						Sample_Depth_Avg	2.5	2.5	5	0.87	0.29	3	3	3	3.5	3	2.53	0.94	0.42	4
						Project_ID	LTC - Phase 2	LTC - Phase 2 LTM	LTC - Phase 2 LTM	LTC - Phase 2	LTC - Phase 2	LTC - Phase 2 LTM	LTC - Phase 2 LTM	LTC - Phase 2	LTC - Phase 2 LTM	LTC - Phase 2 LTM	LTC - Phase 2 LTM	LTC - Phase 2	LTC - Phase 2	LTC - Phase 2 LTM
				UK Drinking Water Standards	UK Estuaries and coastal waters EQS	UK Freshwater EQS														
Chem_Group	**Analyte**	**Units**	**MDL**																	
	Nicosulfuron	µg/l					-	-	-	<0.01	<0.01	<0.01	-	-	-	-	-	<0.01	<0.01	<0.01
	Nuarimol	µg/l					-	-	-	<0.02	<0.02	<0.02	-	-	-	-	-	<0.02	<0.02	<0.02
	Oxadixyl	µg/l					-	-	-	<0.03	<0.03	<0.03	-	-	-	-	-	<0.03	<0.03	<0.03
	Paraoxon-ethyl	µg/l					-	-	-	<0.02	<0.02	<0.02	-	-	-	-	-	<0.02	<0.02	<0.02
	Parathion-ethyl	µg/l					-	-	-	<0.05	<0.05	<0.05	-	-	-	-	-	<0.05	<0.05	<0.05
	Penconazole	µg/l					-	-	-	<0.02	<0.02	<0.02	-	-	-	-	-	<0.02	<0.02	<0.02
	Pencycuron	µg/l					-	-	-	<0.02	<0.02	<0.02	-	-	-	-	-	<0.02	<0.02	<0.02
	Phosphamidon II (E)	µg/l	0.01				-	-	-	<0.01	<0.02	<0.01	-	-	-	-	-	<0.01	<0.02	<0.01
	Pretilachlor	µg/l					-	-	-	<0.02	<0.02	<0.02	-	-	-	-	-	<0.02	<0.02	<0.02
	Primisulfuron-methyl	µg/l					-	-	-	<0.02	<0.02	<0.02	-	-	-	-	-	<0.02	<0.02	<0.02
	Prodiamine	µg/l					-	-	-	<0.05	<0.05	<0.05	-	-	-	-	-	<0.05	<0.05	<0.05
	Propaquizafop	µg/l					-	-	-	<0.03	<0.03	<0.03	-	-	-	-	-	<0.03	<0.03	<0.03
	Propetamphos	µg/L	0.01		0.03[#4]	0.03[#4]	-	-	-	-	-	<0.01	-	-	-	-	-	-	-	<0.01
	Prosulfocarb	µg/l					-	-	-	<0.01	<0.01	<0.01	-	-	-	-	-	<0.01	<0.01	<0.01
	Prothioconazole	µg/l					-	-	-	<0.05	<0.05	<0.05	-	-	-	-	-	<0.05	<0.05	<0.05
	Pyribenzoxim	µg/l					-	-	-	<0.05	<0.05	<0.05	-	-	-	-	-	<0.05	<0.05	<0.05
	Quinmerac	µg/l					-	-	-	<0.01	<0.01	<0.01	-	-	-	-	-	<0.01	<0.01	<0.01
	Quizalofop	µg/l					-	-	-	<0.05	<0.05	<0.05	-	-	-	-	-	<0.05	<0.05	<0.05
	Rimsulfuron	µg/l					-	-	-	<0.01	<0.01	<0.01	-	-	-	-	-	<0.01	<0.01	<0.01
	Sebuthylazine	µg/l					-	-	-	<0.01	<0.01	<0.01	-	-	-	-	-	<0.01	<0.01	<0.01
	Simazine-2-hydroxy	µg/l					-	-	-	<0.01	<0.01	<0.01	-	-	-	-	-	<0.01	<0.01	<0.01
	Sodium Acifluorfen	µg/L					-	-	-	<0.01	<0.01	<0.01	-	-	-	-	-	<0.01	<0.01	<0.01
	Sulfosulfuron	µg/l					-	-	-	<0.01	<0.01	<0.01	-	-	-	-	-	<0.01	<0.01	<0.01
	Tecnazene	µg/L	0.01		1[#4]	1[#4]	-	-	-	-	-	<0.01	-	-	-	-	-	-	-	<0.01
	Teflubenzuron	µg/l					-	-	-	<0.03	<0.03	<0.03	-	-	-	-	-	<0.03	<0.03	<0.03
	Terbuthylazine-desethyl	µg/l					-	-	-	<0.01	<0.01	<0.01	-	-	-	-	-	<0.01	<0.01	<0.01
	Terbuthylazine-desethyl-2-hydroxy	µg/l					-	-	-	0.045	0.028	0.042	-	-	-	-	-	<0.01	<0.01	<0.01

						Location	BH04006	BH04006	BH04006	BH04007	BH04007	BH04007	BH04007	BH04007	BH04007	BH04007	BH04007	BH04008	BH04008	BH04008
						Sampled_Date_Time	21/04/2020	20/05/2020	23/06/2020	20/11/2019	28/01/2020	20/02/2020	24/03/2020	21/04/2020	20/05/2020	23/06/2020	24/09/2020	20/11/2019	28/01/2020	26/02/2020
						Sample_Depth_Avg	2.5	2.5	5	0.87	0.29	3	3	3	3.5	3	2.53	0.94	0.42	4
						Project_ID	LTC - Phase 2	LTC - Phase 2 LTM	LTC - Phase 2 LTM	LTC - Phase 2	LTC - Phase 2	LTC - Phase 2 LTM	LTC - Phase 2 LTM	LTC - Phase 2	LTC - Phase 2 LTM	LTC - Phase 2 LTM	LTC - Phase 2 LTM	LTC - Phase 2	LTC - Phase 2	LTC - Phase 2 LTM
				UK Drinking Water Standards	UK Estuaries and coastal waters EQS	UK Freshwater EQS														
Chem_Group	**Analyte**	**Units**	**MDL**																	
	Terbuthylazine-hydroxy	µg/l					-	-	-	0.042	0.025	0.038	-	-	-	-	-	<0.01	<0.01	<0.01
	Thiabendazole	µg/L			5[#4]	5[#4]	-	-	-	<0.03	<0.03	<0.03	-	-	-	-	-	<0.03	<0.03	<0.03
	Thiamethoxam	µg/L					-	-	-	<0.01	<0.01	<0.01	-	-	-	-	-	<0.01	<0.01	<0.01
	Tribenuron-methyl	µg/L					-	-	-	<0.01	<0.01	<0.01	-	-	-	-	-	<0.01	<0.01	<0.01
	Trietazine	µg/L	0.01				-	-	-	<0.01	<0.01	<0.01	-	-	-	-	-	<0.01	<0.01	<0.01
	Trifloxysulfuron-sodium	µg/l					-	-	-	<0.01	<0.01	<0.01	-	-	-	-	-	<0.01	<0.01	<0.01
	Triflusulfuron-methyl	µg/l					-	-	-	<0.01	<0.01	<0.01	-	-	-	-	-	<0.01	<0.01	<0.01
	Triforine	µg/l					-	-	-	<0.05	<0.05	<0.05	-	-	-	-	-	<0.05	<0.05	<0.05
	Triticonazole	µg/l					-	-	-	<0.01	<0.01	<0.01	-	-	-	-	-	<0.01	<0.01	<0.01
	Desmetryn	mg/L					-	-	-	<0.00001	<0.00001	<0.00001	-	-	-	-	-	<0.00001	<0.00001	<0.00001
	Simetryn	mg/L					-	-	-	<0.00001	<0.00001	<0.00001	-	-	-	-	-	<0.00001	<0.00001	<0.00001
	Clothianidin	µg/L					-	-	-	<0.01	<0.01	<0.01	-	-	-	-	-	<0.01	<0.01	<0.01
	Cymoxanil	µg/L					-	-	-	<0.05	<0.05	<0.05	-	-	-	-	-	<0.05	<0.05	<0.05
	Fluazifop-butyl	µg/L					-	-	-	<0.02	<0.02	<0.02	-	-	-	-	-	<0.02	<0.02	<0.02
	Imazamethabenz-methyl	µg/L					-	-	-	<0.01	<0.01	<0.01	-	-	-	-	-	<0.01	<0.01	<0.01
	Mesosulfuron-methyl	µg/L					-	-	-	<0.02	<0.02	<0.02	-	-	-	-	-	<0.02	<0.02	<0.02
	Metamitron	µg/L					-	-	-	<0.03	<0.03	<0.03	-	-	-	-	-	<0.03	<0.03	<0.03
	Metobromuron	µg/L					-	-	-	<0.03	<0.03	<0.03	-	-	-	-	-	<0.03	<0.03	<0.03
	Monuron	µg/L					-	-	-	<0.02	<0.02	<0.02	-	-	-	-	-	<0.02	<0.02	<0.02
	Secbumeton	µg/L					-	-	-	<0.01	<0.01	<0.01	-	-	-	-	-	<0.01	<0.01	<0.01
	Spiroxamine	µg/L					-	-	-	<0.01	<0.01	<0.01	-	-	-	-	-	<0.01	<0.01	<0.01
	Clomazon	µg/L					-	-	-	<0.01	<0.01	<0.01	-	-	-	-	-	<0.01	<0.01	<0.01
	Metazachlor	µg/L	0.01				-	-	-	<0.01	<0.01	<0.01	-	-	-	-	-	<0.01	<0.01	<0.01
	Methabenzthiazuran	µg/L					-	-	-	<0.01	<0.01	<0.01	-	-	-	-	-	<0.01	<0.01	<0.01
	Iprovalicarb	µg/L					-	-	-	<0.01	<0.01	<0.01	-	-	-	-	-	<0.01	<0.01	<0.01
	Chloroxuron	µg/L					-	-	-	<0.01	<0.01	<0.01	-	-	-	-	-	<0.01	<0.01	<0.01
	Neburon	µg/L					-	-	-	<0.01	<0.01	<0.01	-	-	-	-	-	<0.01	<0.01	<0.01

						Location	BH04006	BH04006	BH04006	BH04007	BH04007	BH04007	BH04007	BH04007	BH04007	BH04007	BH04007	BH04008	BH04008	BH04008
						Sampled_Date_Time	21/04/2020	20/05/2020	23/06/2020	20/11/2019	28/01/2020	20/02/2020	24/03/2020	21/04/2020	20/05/2020	23/06/2020	24/09/2020	20/11/2019	28/01/2020	26/02/2020
						Sample_Depth_Avg	2.5	2.5	5	0.87	0.29	3	3	3	3.5	3	2.53	0.94	0.42	4
						Project_ID	LTC - Phase 2	LTC - Phase 2 LTM	LTC - Phase 2 LTM	LTC - Phase 2	LTC - Phase 2	LTC - Phase 2 LTM	LTC - Phase 2 LTM	LTC - Phase 2	LTC - Phase 2 LTM	LTC - Phase 2 LTM	LTC - Phase 2 LTM	LTC - Phase 2	LTC - Phase 2	LTC - Phase 2 LTM
				UK Drinking Water Standards	UK Estuaries and coastal waters EQS	UK Freshwater EQS														
Chem_Group	**Analyte**	**Units**	**MDL**																	
	Metribuzin	µg/L					-	-	-	<0.03	<0.03	<0.03	-	-	-	-	-	<0.03	<0.03	<0.03
	2,3,6-Trichlorobenzoic Acid (Tba)	µg/L					-	-	-	<1	<3.3	<1	-	-	-	-	-	<1	<0.9	<0.4
	2,4,5-Trichlorophenoxy Acetic Acid	µg/L					-	-	-	<0.01	<0.01	<0.01	-	-	-	-	-	<0.01	<0.01	<0.01
	2,4,5-TP (Silvex)	µg/L					-	-	-	<0.01	<0.01	<0.01	-	-	-	-	-	<0.01	<0.01	<0.01
	Pyrimethanil	µg/L					-	-	-	<0.02	<0.02	<0.02	-	-	-	-	-	<0.02	<0.02	<0.02
	Hedonal	µg/L			0.3[#2]	0.3[#2]	-	-	-	<0.01	<0.01	<0.01	-	-	-	-	-	<0.01	<0.01	<0.01
	2,4-DDT	µg/L	0.01		0.00625[#42]	0.00625[#42]	-	-	-	<0.01	<0.01	<0.01	-	-	-	-	-	<0.01	<0.01	<0.01
	Propachlor	µg/L	0.01				-	-	-	<0.01	<0.01	<0.01	-	-	-	-	-	<0.01	<0.01	<0.01
	Propamocarb	µg/L					-	-	-	<0.03	<0.03	<0.03	-	-	-	-	-	<0.03	<0.03	<0.03
	2,4-Dichlorprop	µg/L					-	-	-	<0.01	<0.01	<0.01	-	-	-	-	-	<0.01	<0.01	<0.01
	3-Hydroxy Carbofuran	µg/L					-	-	-	<0.01	<0.01	<0.01	-	-	-	-	-	<0.01	<0.01	<0.01
	4-(2,4-Dichlorophenoxy)butyric Acid (2,4-DB)	µg/L					-	-	-	<0.02	<0.02	<0.02	-	-	-	-	-	<0.02	<0.02	<0.02
	4,4-DDE	µg/L	0.01		0.00625[#42]	0.00625[#42]	-	-	-	<0.01	<0.01	<0.01	-	-	-	-	-	<0.01	<0.01	<0.01
	4-Bromo-3,5-dimethylphenyl-N-methylcarbamate	µg/L					-	-	-	<0.02	<0.02	<0.02	-	-	-	-	-	<0.02	<0.02	<0.02
	a-BHC	µg/L	0.01				-	-	-	<0.01	<0.01	<0.01	-	-	-	-	-	<0.01	<0.01	<0.01
	Acetochlor	µg/L					-	-	-	<0.03	<0.03	<0.03	-	-	-	-	-	<0.03	<0.03	<0.03
	Aldicarb	µg/L					-	-	-	<0.05	<0.05	<0.05	-	-	-	-	-	<0.05	<0.05	<0.05
	Aldicarb sulfone	µg/L					-	-	-	<0.01	<0.01	<0.01	-	-	-	-	-	<0.01	<0.01	<0.01
	Aldrin	µg/L	0.01	0.03[#1]	0.00125[#43]	0.0025[#44]	-	-	-	<0.01	<0.01	<0.01	-	-	-	-	-	<0.01	<0.01	<0.01
	Ametryn	µg/L					-	-	-	<0.01	<0.01	<0.01	-	-	-	-	-	<0.01	<0.01	<0.01
	Amidosulfuron	µg/L					-	-	-	<0.02	<0.02	<0.02	-	-	-	-	-	<0.02	<0.02	<0.02
	Acetamiprid	µg/L					-	-	-	<0.01	<0.01	<0.01	-	-	-	-	-	<0.01	<0.01	<0.01
	Aclonifen	µg/L					-	-	-	<0.03	<0.03	<0.03	-	-	-	-	-	<0.03	<0.03	<0.03
	Actril (Ioxynil)	µg/L			10[#4]	10[#4]	-	-	-	<0.01	<0.01	<0.01	-	-	-	-	-	<0.01	<0.01	<0.01
	Atraton	µg/L					-	-	-	<0.01	<0.01	<0.01	-	-	-	-	-	<0.01	<0.01	<0.01
	Atrazine	µg/L	0.01		0.6[#2]	0.6[#2]	-	-	-	<0.01	<0.01	<0.01 - 0.035	-	-	-	-	-	<0.01	<0.01	<0.01
	Azinophos methyl	µg/L	0.02		0.01[#8]	0.01[#8]	-	-	-	<0.02	<0.02	<0.02	-	-	-	-	-	<0.02	<0.02	<0.02

						Location	BH04006	BH04006	BH04006	BH04007	BH04007	BH04007	BH04007	BH04007	BH04007	BH04007	BH04007	BH04008	BH04008	BH04008
						Sampled_Date_Time	21/04/2020	20/05/2020	23/06/2020	20/11/2019	28/01/2020	20/02/2020	24/03/2020	21/04/2020	20/05/2020	23/06/2020	24/09/2020	20/11/2019	28/01/2020	26/02/2020
						Sample_Depth_Avg	2.5	2.5	5	0.87	0.29	3	3	3	3.5	3	2.53	0.94	0.42	4
						Project_ID	LTC - Phase 2	LTC - Phase 2 LTM	LTC - Phase 2 LTM	LTC - Phase 2	LTC - Phase 2	LTC - Phase 2 LTM	LTC - Phase 2 LTM	LTC - Phase 2	LTC - Phase 2 LTM	LTC - Phase 2 LTM	LTC - Phase 2 LTM	LTC - Phase 2	LTC - Phase 2	LTC - Phase 2 LTM
				UK Drinking Water Standards	UK Estuaries and coastal waters EQS	UK Freshwater EQS														
Chem_Group	**Analyte**	**Units**	**MDL**																	
	Baygon	µg/L					-	-	-	<0.01	<0.01	<0.01	-	-	-	-	-	<0.01	<0.01	<0.01
	b-BHC	µg/L	0.01				-	-	-	<0.01	<0.01	<0.01	-	-	-	-	-	<0.01	<0.01	<0.01
	Benazolin	µg/L					-	-	-	<0.05	<0.05	<0.05	-	-	-	-	-	<0.05	<0.05	<0.05
	Bendiocarb	µg/L					-	-	-	<0.01	<0.01	<0.01	-	-	-	-	-	<0.01	<0.01	<0.01
	Bentazone	µg/L			500[#4]	500[#4]	-	-	-	<0.01	<0.01	<0.01	-	-	-	-	-	<0.01	<0.01	<0.01
	Bidrin	µg/L					-	-	-	<0.01	<0.01	<0.01	-	-	-	-	-	<0.01	<0.01	<0.01
	Bromacil	µg/L					-	-	-	<0.01	<0.01	<0.01	-	-	-	-	-	<0.01	<0.01	<0.01
	Bromazil	µg/L					-	-	-	<0.03	<0.03	<0.03	-	-	-	-	-	<0.03	<0.03	<0.03
	Bromophos-ethyl	µg/L					-	-	-	<0.03	<0.03	<0.03	-	-	-	-	-	<0.03	<0.03	<0.03
	Bromoxynil	µg/L			100[#4]	100[#4]	-	-	-	<0.01	<0.01	<0.01	-	-	-	-	-	<0.01	<0.01	<0.01
	Carbaryl	µg/L					-	-	-	<0.01	<0.01	<0.01	-	-	-	-	-	<0.01	<0.01	<0.01
	Carbendazim	µg/L				0.15[#4]	-	-	-	<0.01	<0.01	<0.01	-	-	-	-	-	<0.01	<0.01	<0.01
	Carbetamide	µg/L					-	-	-	<0.01	<0.01	<0.01	-	-	-	-	-	<0.01	<0.01	<0.01
	Carbofuran	µg/L					-	-	-	<0.01	<0.01	<0.01	-	-	-	-	-	<0.01	<0.01	<0.01
	Carbophenothion	µg/L	0.01				-	-	-	-	-	<0.01	-	-	-	-	-	-	-	<0.01
	Carboxin	µg/L					-	-	-	<0.02	<0.02	<0.02	-	-	-	-	-	<0.02	<0.02	<0.02
	Chlorbromuron	µg/L					-	-	-	<0.01	<0.01	<0.01	-	-	-	-	-	<0.01	<0.01	<0.01
	Chlordane (cis)	µg/L	0.01				-	-	-	<0.01	<0.01	<0.01	-	-	-	-	-	<0.01	<0.01	<0.01
	Azinphos Ethyl	µg/L	0.02				-	-	-	<0.04	<0.04	<0.02	-	-	-	-	-	<0.04	<0.04	<0.02
	Chlordane (trans)	µg/L	0.01				-	-	-	<0.01	<0.01	<0.01	-	-	-	-	-	<0.01	<0.01	<0.01
	Chlorfenvinphos	µg/L	0.01		0.1[#2]	0.1[#2]	-	-	-	<0.01	<0.01	<0.01	-	-	-	-	-	<0.01	<0.01	<0.01
	Chloridazon	µg/L					-	-	-	<0.01	<0.01	<0.01	-	-	-	-	-	<0.01	<0.01	<0.01
	Chlorotoluron	µg/L			2[#4]	2[#4]	-	-	-	<0.01	<0.01	<0.01	-	-	-	-	-	<0.01	<0.01	<0.01
	Chlorpyrifos	µg/L	0.01		0.03[#2]		-	-	-	<0.005	<0.005	<0.005	-	-	-	-	-	<0.005	<0.005	<0.005
	Chlorpyrifos-methyl	µg/L	0.01				-	-	-	<0.01	<0.01	<0.01	-	-	-	-	-	<0.01	<0.01	<0.01
	Chlorsulfuron	µg/L					-	-	-	-	-	<0.01	-	-	-	-	-	-	-	<0.01
	Clopyralid	µg/L					-	-	-	<0.03	<0.03	<0.03	-	-	-	-	-	<0.03	<0.03	<0.03

						Location	BH04006	BH04006	BH04006	BH04007	BH04007	BH04007	BH04007	BH04007	BH04007	BH04007	BH04007	BH04008	BH04008	BH04008
						Sampled_Date_Time	21/04/2020	20/05/2020	23/06/2020	20/11/2019	28/01/2020	20/02/2020	24/03/2020	21/04/2020	20/05/2020	23/06/2020	24/09/2020	20/11/2019	28/01/2020	26/02/2020
						Sample_Depth_Avg	2.5	2.5	5	0.87	0.29	3	3	3	3.5	3	2.53	0.94	0.42	4
						Project_ID	LTC - Phase 2	LTC - Phase 2 LTM	LTC - Phase 2 LTM	LTC - Phase 2	LTC - Phase 2	LTC - Phase 2 LTM	LTC - Phase 2 LTM	LTC - Phase 2	LTC - Phase 2 LTM	LTC - Phase 2 LTM	LTC - Phase 2 LTM	LTC - Phase 2	LTC - Phase 2	LTC - Phase 2 LTM
				UK Drinking Water Standards	UK Estuaries and coastal waters EQS	UK Freshwater EQS														
Chem_Group	**Analyte**	**Units**	**MDL**																	
	Coumaphos	µg/L	0.01		0.03[#4]	0.03[#4]	-	-	-	<0.01	<0.01	<0.01	-	-	-	-	-	<0.01	<0.01	<0.01
	Cyanazine	µg/L	0.01				-	-	-	<0.01	<0.01	<0.01	-	-	-	-	-	<0.01	<0.01	<0.01
	Cyproconazole	µg/L					-	-	-	<0.01	<0.01	<0.01	-	-	-	-	-	<0.01	<0.01	<0.01
	Cyromazine	µg/L					-	-	-	<0.05	<0.05	<0.05	-	-	-	-	-	<0.05	<0.05	<0.05
	d-BHC	µg/L	0.01				-	-	-	<0.01	<0.01	<0.01	-	-	-	-	-	<0.01	<0.01	<0.01
	DDD	µg/L	0.01		0.00625[#42]	0.00625[#42]	-	-	-	<0.01	<0.01	<0.01	-	-	-	-	-	<0.01	<0.01	<0.01
	DDT	µg/L	0.01		0.01[#45]	0.01[#45]	-	-	-	<0.01	<0.01	<0.01	-	-	-	-	-	<0.01	<0.01	<0.02
	Deisopropylatrazine	µg/L					-	-	-	<0.01	<0.01	<0.01	-	-	-	-	-	<0.01	<0.01	<0.01
	Chlorothalonil	µg/L	0.01			0.035[#2]	-	-	-	<0.01	<0.01	<0.01	-	-	-	-	-	<0.01	<0.01	<0.01
	Deethylatrazine	µg/L					-	-	-	<0.01	<0.01	<0.01	-	-	-	-	-	<0.01	<0.01	<0.01
	Demeton-S-methyl	µg/L	0.01				-	-	-	-	-	<0.01	-	-	-	-	-	-	-	<0.01
	Diazinon	µg/L	0.01		0.01[#2]	0.01[#2]	-	-	-	<0.01	<0.01	<0.01	-	-	-	-	-	<0.01	<0.01	<0.01
	Dicamba	µg/L					-	-	-	<0.03	<0.03	<0.03	-	-	-	-	-	<0.03	<0.03	<0.03
	Dichlobenil	µg/L	0.01				-	-	-	-	-	<0.01	-	-	-	-	-	-	-	<0.01
	Dichlorvos	µg/L	0.01		0.04[#4]	0.001[#4]	-	-	-	<0.01	<0.01	<0.01	-	-	-	-	-	<0.01	<0.01	<0.01
	Diclofop	µg/L					-	-	-	<0.02	<0.02	<0.02	-	-	-	-	-	<0.02	<0.02	<0.02
	Dieldrin	µg/L	0.01	0.03[#1]	0.00125[#43]	0.0025[#44]	-	-	-	<0.01	<0.01	<0.01	-	-	-	-	-	<0.01	<0.01	<0.01
	Difenoconazole	µg/L					-	-	-	<0.02	<0.02	<0.02	-	-	-	-	-	<0.02	<0.02	<0.02
	Difenoxuron	µg/L					-	-	-	<0.02	<0.02	<0.02	-	-	-	-	-	<0.02	<0.02	<0.02
	Diflubenzuron	µg/L			0.005[#4]	0.001[#4]	-	-	-	<0.02	<0.02	<0.02	-	-	-	-	-	<0.02	<0.02	<0.02
	Diflufenican	µg/L					-	-	-	<0.01	0.038	<0.01	-	-	-	-	-	<0.01	<0.01	<0.01
	Dimethoate	µg/L	0.01		0.48[#2]	0.48[#2]	-	-	-	<0.01	<0.01	<0.01	-	-	-	-	-	<0.01	<0.01	<0.01
	Dinoseb	µg/L					-	-	-	<0.02	<0.02	<0.02	-	-	-	-	-	<0.02	<0.02	<0.02
	Disulfoton	µg/L	0.01				-	-	-	-	-	<0.01	-	-	-	-	-	-	-	<0.01
	Diuron	µg/L			0.2[#2]	0.2[#2]	-	-	-	<0.01	<0.01	<0.01	-	-	-	-	-	<0.01	<0.01	<0.01
	Endosulfan I	µg/L	0.01				-	-	-	<0.01	<0.01	<0.01	-	-	-	-	-	<0.01	<0.01	<0.01
	Endosulfan II	µg/L	0.02				-	-	-	<0.02	<0.02	<0.02	-	-	-	-	-	<0.02	<0.02	<0.02

						Location	BH04006	BH04006	BH04006	BH04007	BH04007	BH04007	BH04007	BH04007	BH04007	BH04007	BH04007	BH04008	BH04008	BH04008
						Sampled_Date_Time	21/04/2020	20/05/2020	23/06/2020	20/11/2019	28/01/2020	20/02/2020	24/03/2020	21/04/2020	20/05/2020	23/06/2020	24/09/2020	20/11/2019	28/01/2020	26/02/2020
						Sample_Depth_Avg	2.5	2.5	5	0.87	0.29	3	3	3	3.5	3	2.53	0.94	0.42	4
						Project_ID	LTC - Phase 2	LTC - Phase 2 LTM	LTC - Phase 2 LTM	LTC - Phase 2	LTC - Phase 2	LTC - Phase 2 LTM	LTC - Phase 2 LTM	LTC - Phase 2	LTC - Phase 2 LTM	LTC - Phase 2 LTM	LTC - Phase 2 LTM	LTC - Phase 2	LTC - Phase 2	LTC - Phase 2 LTM
				UK Drinking Water Standards	UK Estuaries and coastal waters EQS	UK Freshwater EQS														
Chem_Group	**Analyte**	**Units**	**MDL**																	
	Endosulfan sulphate	µg/L	0.02				-	-	-	-	-	<0.02	-	-	-	-	-	-	-	<0.02
	Endrin	µg/L	0.01		0.00125[#43]	0.0025[#44]	-	-	-	<0.01	<0.01	<0.01	-	-	-	-	-	<0.01	<0.01	<0.01
	s-Ethyl dipropylthiocarbamate	µg/L					-	-	-	<0.02	<0.02	<0.02	-	-	-	-	-	<0.02	<0.02	<0.02
	Ethiofencarb	µg/L					-	-	-	<0.02	<0.02	<0.02	-	-	-	-	-	<0.02	<0.02	<0.02
	Ethion	µg/L	0.01				-	-	-	<0.02	<0.02	<0.01	-	-	-	-	-	<0.02	<0.02	<0.01
	Ethoprop	µg/L					-	-	-	<0.02	<0.02	<0.02	-	-	-	-	-	<0.02	<0.02	<0.02
	Ethofumesate	µg/L					-	-	-	<0.01	<0.01	<0.01	-	-	-	-	-	<0.01	<0.01	<0.01
	Etridiazole	µg/L	0.01				-	-	-	<0.01	<0.01	<0.01	-	-	-	-	-	<0.01	<0.01	<0.01
	Fenamiphos	µg/L					-	-	-	<0.02	<0.02	<0.02	-	-	-	-	-	<0.02	<0.02	<0.02
	Fenarimol	µg/L					-	-	-	<0.03	<0.03	<0.03	-	-	-	-	-	<0.03	<0.03	<0.03
	Fenitrothion	µg/L	0.01		0.01[#4]	0.01[#4]	-	-	-	<0.01	<0.01	<0.01	-	-	-	-	-	<0.01	<0.01	<0.01
	Fensulfothion	µg/L					-	-	-	<0.02	<0.02	<0.02	-	-	-	-	-	<0.02	<0.02	<0.02
	Fenhexamid	µg/L					-	-	-	<0.03	<0.03	<0.03	-	-	-	-	-	<0.03	<0.03	<0.03
	Fenoxycarb	µg/L					-	-	-	<0.02	<0.02	<0.02	-	-	-	-	-	<0.02	<0.02	<0.02
	Fenthion	µg/L	0.01				-	-	-	<0.01	<0.01	<0.01	-	-	-	-	-	<0.01	<0.01	<0.01
	Fenpropimorf	µg/L					-	-	-	<0.01	<0.01	<0.01	-	-	-	-	-	<0.01	<0.01	<0.01
	Fluroxypyr	µg/L					-	-	-	<0.02	<0.02	<0.02	-	-	-	-	-	<0.02	<0.02	<0.02
	Flutolanil	µg/L					-	-	-	<0.02	<0.02	<0.02	-	-	-	-	-	<0.02	<0.02	<0.02
	Fonofos	µg/L					-	-	-	<0.05	<0.05	<0.05	-	-	-	-	-	<0.05	<0.05	<0.05
	EPTC	µg/L								-	-							-	-	
	g-BHC (Lindane)	µg/L	0.01				-	-	-	<0.01	<0.01	<0.01	-	-	-	-	-	<0.01	<0.01	<0.01
	Haloxyfop-methyl	µg/L					-	-	-	<0.03	<0.03	<0.03	-	-	-	-	-	<0.03	<0.03	<0.03
	Thifensulfuron	µg/L					-	-	-	<0.01	<0.01	<0.01	-	-	-	-	-	<0.01	<0.01	<0.01
	Heptachlor	µg/L	0.01	0.03[#1]			-	-	-	<0.01	<0.01	<0.01	-	-	-	-	-	<0.01	<0.01	<0.01
	Hexaconazole	µg/L					-	-	-	<0.02	<0.02	<0.02	-	-	-	-	-	<0.02	<0.02	<0.02
	Hexazinone	µg/L					-	-	-	<0.01	<0.01	<0.01	-	-	-	-	-	<0.01	<0.01	<0.01
	Hydroxyatrazine	µg/L					-	-	-	0.124	0.079	0.117	-	-	-	-	-	<0.01	<0.01	<0.01

						Location	BH04006	BH04006	BH04006	BH04007	BH04007	BH04007	BH04007	BH04007	BH04007	BH04007	BH04007	BH04008	BH04008	BH04008
						Sampled_Date_Time	21/04/2020	20/05/2020	23/06/2020	20/11/2019	28/01/2020	20/02/2020	24/03/2020	21/04/2020	20/05/2020	23/06/2020	24/09/2020	20/11/2019	28/01/2020	26/02/2020
						Sample_Depth_Avg	2.5	2.5	5	0.87	0.29	3	3	3	3.5	3	2.53	0.94	0.42	4
						Project_ID	LTC - Phase 2	LTC - Phase 2 LTM	LTC - Phase 2 LTM	LTC - Phase 2	LTC - Phase 2	LTC - Phase 2 LTM	LTC - Phase 2 LTM	LTC - Phase 2	LTC - Phase 2 LTM	LTC - Phase 2 LTM	LTC - Phase 2 LTM	LTC - Phase 2	LTC - Phase 2	LTC - Phase 2 LTM
				UK Drinking Water Standards	UK Estuaries and coastal waters EQS	UK Freshwater EQS														
Chem_Group	**Analyte**	**Units**	**MDL**																	
	Iprodione	µg/L					-	-	-	<0.03	<0.03	<0.03	-	-	-	-	-	<0.03	<0.03	<0.03
	Isodrin	µg/L	0.01		0.00125[#43]	0.0025[#44]	-	-	-	<0.01	<0.01	<0.01	-	-	-	-	-	<0.01	<0.01	<0.01
	Isoproturon	µg/L			0.3[#2]	0.3[#2]	-	-	-	<0.01	<0.01	<0.01	-	-	-	-	-	<0.01	<0.01	<0.01
	Linuron	µg/L			0.5[#2]	0.5[#2]	-	-	-	<0.02	<0.02	<0.02	-	-	-	-	-	<0.02	<0.02	<0.02
	Malathion	µg/L	0.01		0.02[#4]	0.01[#4]	-	-	-	<0.01	<0.01	<0.01	-	-	-	-	-	<0.01	<0.01	<0.01
	2-Methyl-4-chlorophenoxyacetic acid	µg/L					-	-	-	<0.01	<0.01	<0.01	-	-	-	-	-	<0.01	<0.01	<0.01
	2-Methyl-4-Chlorophenoxy Butanoic Acid	µg/L					-	-	-	<0.02	<0.02	<0.02	-	-	-	-	-	<0.02	<0.02	<0.02
	Mecoprop	µg/L			18[#2]	18[#2]	-	-	-	<0.01	<0.01	<0.01	-	-	-	-	-	<0.01	<0.01	<0.01
	Mefenpyr-diethyl	µg/L					-	-	-	<0.02	<0.02	<0.02	-	-	-	-	-	<0.02	<0.02	<0.02
	Metachlor	µg/L	0.01		0.3[#2]	0.3[#2]	-	-	-	<0.01	<0.01	<0.01	-	-	-	-	-	<0.01	<0.01	<0.01
	Metalaxyl	µg/L					-	-	-	<0.01	<0.01	<0.01	-	-	-	-	-	<0.01	<0.01	<0.01
	Methamidophos	µg/L					-	-	-	<0.01	<0.01	<0.01	-	-	-	-	-	<0.01	<0.01	<0.01
	Methidathion	µg/L					-	-	-	<0.01	<0.01	<0.01	-	-	-	-	-	<0.01	<0.01	<0.01
	Methiocarb	µg/L				0.01[#4]	-	-	-	<0.01	<0.01	<0.01	-	-	-	-	-	<0.01	<0.01	<0.01
	Methomyl	µg/L					-	-	-	<0.01	<0.01	<0.01	-	-	-	-	-	<0.01	<0.01	<0.01
	Methoxychlor	µg/L	0.01				-	-	-	<0.01	<0.01	<0.01	-	-	-	-	-	<0.01	<0.01	<0.02
	Methoxyfenozide	µg/L					-	-	-	<0.03	<0.03	<0.03	-	-	-	-	-	<0.03	<0.03	<0.03
	Methyl parathion	µg/L	0.01				-	-	-	<0.01	<0.01	<0.01	-	-	-	-	-	<0.01	<0.01	<0.01
	Metolachlor	µg/L					-	-	-	<0.01	<0.01	<0.01	-	-	-	-	-	<0.01	<0.01	<0.01
	Metoxuron	µg/L					-	-	-	<0.01	<0.01	<0.01	-	-	-	-	-	<0.01	<0.01	<0.01
	Metsulfuron Methyl	µg/L					-	-	-	<0.01	<0.01	<0.01	-	-	-	-	-	<0.01	<0.01	<0.01
	Mevinphos (Phosdrin)	µg/L	0.01			0.02(MAC)[#46]	-	-	-	<0.01	<0.01	<0.01	-	-	-	-	-	<0.01	<0.01	<0.01
	Molinate	µg/L					-	-	-	<0.01	<0.01	<0.01	-	-	-	-	-	<0.01	<0.01	<0.01
	Monlinuran	µg/L					-	-	-	<0.02	<0.02	<0.02	-	-	-	-	-	<0.02	<0.02	<0.02
	Monocrotophos	µg/L					-	-	-	<0.01	<0.01	<0.01	-	-	-	-	-	<0.01	<0.01	<0.01
	Napropamide	µg/L					-	-	-	<0.01	<0.01	<0.01	-	-	-	-	-	<0.01	<0.01	<0.01
	Flusilazole (NuStar)	µg/L					-	-	-	<0.01	<0.01	<0.01	-	-	-	-	-	<0.01	<0.01	<0.01

						Location	BH04006	BH04006	BH04006	BH04007	BH04007	BH04007	BH04007	BH04007	BH04007	BH04007	BH04007	BH04008	BH04008	BH04008
						Sampled_Date_Time	21/04/2020	20/05/2020	23/06/2020	20/11/2019	28/01/2020	20/02/2020	24/03/2020	21/04/2020	20/05/2020	23/06/2020	24/09/2020	20/11/2019	28/01/2020	26/02/2020
						Sample_Depth_Avg	2.5	2.5	5	0.87	0.29	3	3	3	3.5	3	2.53	0.94	0.42	4
						Project_ID	LTC - Phase 2	LTC - Phase 2 LTM	LTC - Phase 2 LTM	LTC - Phase 2	LTC - Phase 2	LTC - Phase 2 LTM	LTC - Phase 2 LTM	LTC - Phase 2	LTC - Phase 2 LTM	LTC - Phase 2 LTM	LTC - Phase 2 LTM	LTC - Phase 2	LTC - Phase 2	LTC - Phase 2 LTM
				UK Drinking Water Standards	UK Estuaries and coastal waters EQS	UK Freshwater EQS														
Chem_Group	**Analyte**	**Units**	**MDL**																	
	o,p-DDD	µg/L	0.01				-	-	-	<0.01	<0.01	<0.01	-	-	-	-	-	<0.01	<0.01	<0.01
	o,p'-DDE	µg/L	0.01				-	-	-	<0.01	<0.01	<0.01	-	-	-	-	-	<0.01	<0.01	<0.01
	o,p-Methoxychlor	µg/L	0.01				-	-	-	-	-	<0.01	-	-	-	-	-	-	-	<0.01
	Omethoate	µg/L	0.01			0.01[#4]	-	-	-	<0.01	<0.02	<0.01	-	-	-	-	-	<0.01	<0.02	<0.01
	Oxamyl	µg/L					-	-	-	<0.01	<0.01	<0.01	-	-	-	-	-	<0.01	<0.01	<0.01
	Paclobutrazol	µg/L					-	-	-	<0.02	<0.02	<0.02	-	-	-	-	-	<0.02	<0.02	<0.02
	Methyl Paraoxon	µg/L					-	-	-	<0.02	<0.02	<0.02	-	-	-	-	-	<0.02	<0.02	<0.02
	Parathion	µg/L	0.01				-	-	-	<0.01	<0.01	<0.01	-	-	-	-	-	<0.01	<0.01	<0.01
	Pendimethalin	µg/L	0.01			0.3[#2]	-	-	-	<0.01	<0.01	<0.01	-	-	-	-	-	<0.01	<0.01	<0.01
	Imidacloprid	µg/L					-	-	-	<0.01	<0.01	<0.01	-	-	-	-	-	<0.01	<0.01	<0.01
	Permethrin	µg/L	0.01		0.0002[#4]	0.001[#4]	-	-	-	-	-	<0.01	-	-	-	-	-	-	-	<0.01
	Permethrin II	µg/L	0.01				-	-	-	-	-	<0.01	-	-	-	-	-	-	-	<0.01
	Phorate	µg/L	0.01				-	-	-	<0.01	<0.01	<0.01	-	-	-	-	-	<0.01	<0.01	<0.01
	Phosmet	µg/L					-	-	-	<0.05	<0.05	<0.05	-	-	-	-	-	<0.05	<0.05	<0.05
	Lenacil	µg/L					-	-	-	<0.03	<0.03	<0.03	-	-	-	-	-	<0.03	<0.03	<0.03
	Picloram	µg/L					-	-	-	<0.02	<0.02	<0.02	-	-	-	-	-	<0.02	<0.02	<0.02
	Picoxystrobin	µg/L					-	-	-	<0.01	<0.01	<0.01	-	-	-	-	-	<0.01	<0.01	<0.01
	Pirimicarb	µg/L			1[#4]	1[#4]	-	-	-	<0.01	<0.01	<0.01	-	-	-	-	-	<0.01	<0.01	<0.01
	Pirimiphos-methyl	µg/L	0.01		0.015[#4]	0.015[#4]	-	-	-	<0.01	<0.01	<0.01	-	-	-	-	-	<0.01	<0.01	<0.01
	Pirimphos-ethyl	µg/L					-	-	-	<0.02	<0.02	<0.02	-	-	-	-	-	<0.02	<0.02	<0.02
	Prochloraz	µg/L			4[#4]	4[#4]	-	-	-	<0.02	<0.02	<0.02	-	-	-	-	-	<0.02	<0.02	<0.02
	Profenofos	µg/L					-	-	-	<0.01	<0.01	<0.01	-	-	-	-	-	<0.01	<0.01	<0.01
	Promecarb	µg/L					-	-	-	<0.01	<0.01	<0.01	-	-	-	-	-	<0.01	<0.01	<0.01
	Prometon	µg/L					-	-	-	<0.02	<0.02	<0.02	-	-	-	-	-	<0.02	<0.02	<0.02
	Prometryn	µg/L	0.01				-	-	-	<0.01	<0.01	<0.01	-	-	-	-	-	<0.01	<0.01	<0.01
	Pronamide	µg/L	0.01		100[#4]	100[#4]	-	-	-	<0.01	<0.01	<0.01	-	-	-	-	-	<0.01	<0.01	<0.01
	Propanil	µg/L					-	-	-	<0.03	<0.03	<0.03	-	-	-	-	-	<0.03	<0.03	<0.03

						Location	BH04006	BH04006	BH04006	BH04007	BH04007	BH04007	BH04007	BH04007	BH04007	BH04007	BH04007	BH04008	BH04008	BH04008
						Sampled_Date_Time	21/04/2020	20/05/2020	23/06/2020	20/11/2019	28/01/2020	20/02/2020	24/03/2020	21/04/2020	20/05/2020	23/06/2020	24/09/2020	20/11/2019	28/01/2020	26/02/2020
						Sample_Depth_Avg	2.5	2.5	5	0.87	0.29	3	3	3	3.5	3	2.53	0.94	0.42	4
						Project_ID	LTC - Phase 2	LTC - Phase 2 LTM	LTC - Phase 2 LTM	LTC - Phase 2	LTC - Phase 2	LTC - Phase 2 LTM	LTC - Phase 2 LTM	LTC - Phase 2	LTC - Phase 2 LTM	LTC - Phase 2 LTM	LTC - Phase 2 LTM	LTC - Phase 2	LTC - Phase 2	LTC - Phase 2 LTM
				UK Drinking Water Standards	UK Estuaries and coastal waters EQS	UK Freshwater EQS														
Chem_Group	**Analyte**	**Units**	**MDL**																	
	Propazine	µg/L	0.01				-	-	-	<0.01	<0.01	<0.01	-	-	-	-	-	<0.01	<0.01	<0.01
	Propham	µg/L					-	-	-	<0.05	<0.05	<0.05	-	-	-	-	-	<0.05	<0.05	<0.05
	Propiconazole	µg/L					-	-	-	0.039	0.03	0.02	-	-	-	-	-	0.024	<0.01	<0.01
	Propoxycarbazone-sodium	µg/L					-	-	-	<0.01	<0.01	<0.01	-	-	-	-	-	<0.01	<0.01	<0.01
	Pursuit	µg/L					-	-	-	<0.01	<0.01	<0.01	-	-	-	-	-	<0.01	<0.01	<0.01
	Pyriproxyfen	µg/L					-	-	-	<0.03	<0.03	<0.03	-	-	-	-	-	<0.03	<0.03	<0.03
	Quinclorac	µg/L					-	-	-	<0.02	<0.02	<0.02	-	-	-	-	-	<0.02	<0.02	<0.02
	Quinoxyfen	µg/L					-	-	-	<0.04	<0.04	<0.04	-	-	-	-	-	<0.04	<0.04	<0.04
	Savey	µg/L					-	-	-	<0.02	<0.02	<0.02	-	-	-	-	-	<0.02	<0.02	<0.02
	Sethoxydim	µg/L					-	-	-	<0.02	<0.02	<0.02	-	-	-	-	-	<0.02	<0.02	<0.02
	Simazine	µg/L	0.01		1[#2]	1[#2]	-	-	-	<0.01 - 0.169	<0.01	<0.01	-	-	-	-	-	<0.01	<0.01 - 0.0682	<0.01
	Tebuthiuron	µg/L					-	-	-	<0.02	<0.02	<0.02	-	-	-	-	-	<0.02	<0.02	<0.02
	Terbutryn	µg/L	0.01				-	-	-	<0.01	<0.01	<0.01	-	-	-	-	-	<0.01	<0.01	<0.01
	Terbuthylazine	µg/L					-	-	-	-	-	<0.01	-	-	-	-	-	-	-	<0.01
	Terbutylazine	µg/L								<0.01	<0.01							<0.01	<0.01	
	Phosalone	µg/L	0.01				-	-	-	<0.01	<0.01	<0.01	-	-	-	-	-	<0.01	<0.01	<0.01
	Phosphamidon	µg/L	0.01				-	-	-	<0.01	<0.01	<0.01	-	-	-	-	-	<0.01	<0.01	<0.01
	Thiobencarb	µg/L					-	-	-	<0.01	<0.01	<0.01	-	-	-	-	-	<0.01	<0.01	<0.01
	Thiophanate-methyl	µg/L					-	-	-	<0.03	<0.03	<0.03	-	-	-	-	-	<0.03	<0.03	<0.03
	Triadimefon	µg/L	0.01				-	-	-	<0.01	<0.01	<0.01	-	-	-	-	-	<0.01	<0.01	<0.01
	Triadimenol	µg/L					-	-	-	<0.01	<0.01	<0.01	-	-	-	-	-	<0.01	<0.01	<0.01
	Triallate	µg/L	0.01		0.25[#4]	0.25[#4]	-	-	-	<0.05	<0.05	<0.01	-	-	-	-	-	<0.05	<0.05	<0.01
	Triasulfuron	µg/L					-	-	-	<0.02	<0.02	<0.02	-	-	-	-	-	<0.02	<0.02	<0.02
	Tributyl phosphate	µg/L	0.01		50[#4]	50[#4]	-	-	-	<0.01	-	-	-	-	-	-	-	<0.01	-	-
	Triclopyr	µg/L					-	-	-	<0.03	<0.03	<0.03	-	-	-	-	-	<0.03	<0.03	<0.03
	Triclosan	µg/L					-	-	-	<0.5	<0.25	<0.112	-	-	-	-	-	<0.5	<0.25	<0.1
	Trifluralin	µg/L	0.01		0.03[#2]	0.03[#2]	-	-	-	<0.01	<0.01	<0.01	-	-	-	-	-	<0.01	<0.01	<0.01

						Location	BH04006	BH04006	BH04006	BH04007	BH04007	BH04007	BH04007	BH04007	BH04007	BH04007	BH04007	BH04008	BH04008	BH04008
						Sampled_Date_Time	21/04/2020	20/05/2020	23/06/2020	20/11/2019	28/01/2020	20/02/2020	24/03/2020	21/04/2020	20/05/2020	23/06/2020	24/09/2020	20/11/2019	28/01/2020	26/02/2020
						Sample_Depth_Avg	2.5	2.5	5	0.87	0.29	3	3	3	3.5	3	2.53	0.94	0.42	4
						Project_ID	LTC - Phase 2	LTC - Phase 2 LTM	LTC - Phase 2 LTM	LTC - Phase 2	LTC - Phase 2	LTC - Phase 2 LTM	LTC - Phase 2 LTM	LTC - Phase 2	LTC - Phase 2 LTM	LTC - Phase 2 LTM	LTC - Phase 2 LTM	LTC - Phase 2	LTC - Phase 2	LTC - Phase 2 LTM
				UK Drinking Water Standards	UK Estuaries and coastal waters EQS	UK Freshwater EQS														
Chem_Group	**Analyte**	**Units**	**MDL**																	
	Tebuconazole	µg/L					-	-	-	0.036	0.029	0.02	-	-	-	-	-	0.02	<0.01	<0.01
	Telodrin	µg/L	0.01				-	-	-	<0.01	<0.01	<0.01	-	-	-	-	-	<0.01	<0.01	<0.01
	Triazophos	µg/L	0.01		0.005[#4]	0.005[#4]	-	-	-	<0.02	<0.02	<0.01	-	-	-	-	-	<0.02	<0.02	<0.01
	Tricyclazole	µg/L					-	-	-	<0.01	<0.01	<0.01	-	-	-	-	-	<0.01	<0.01	<0.01
Surrogate	Surrogate Value	%					-	-	-	-	-	-	-	-	-	-	-	-	-	-
SVOC TIC	SVOC TICS - Detect	Detect					0	0	0	0	-	-	0	0	0	0	0	0	-	-
	SVOC Tentatively Identified Compounds	µg/L	10				<10	<10	<10	<400	-	-	<10	<10	<10	<20	<500	<20	-	-
VOC TIC	VOC TICs - Detect	Detect					0	0	0	-	-	-	0	0	0	0	0	-	-	-
	VOC Tentatively Identified Compounds	µg/l	10				<10	<10	<10	-	-	-	<10	<10	<10	<10	<10	-	-	-
Other	Biochemical Oxygen Demand (5-day test)	µg/L	1000				-	-	-	-	-	-	-	-	-	-	77,500	-	-	-
	Redox	mV					-	-	-	-	-	-	-	-	-	-	-	-	-	-
	Salinity (no units)	PSS-78								<2	-							<2	-	
	Conductivity @ 20oC	µS/cm	5				865	770	792	2400	2170	2110	2070	2070	1810	1890	2080	2860	3030	2990
	Total Dissolved Solids (Filtered)	mg/L	10				627	581	594	2630	-	-	1550	1470	1500	1430	1510	1920	-	-
	Biological Oxygen Demand	mg/L	1				<1	<1	<1	31.5	<1.5	<1	5.42	2.64	<1	<1	-	<1	<1	<1
	Chemical Oxygen Demand	mg/L	7				42.5	36.3	32	297	86.8	72.8	228	131	92.7	111	2520	44.9	78	64.2
	Dissolved Organic Carbon (Filtered)	µg/L	3000				16,700	13,600	13,700	49,000	30,300	29,100	28,700	25,900	23,700	23,800	33,400	12,500	13,200	12,800
	pH (Lab)	pH_Units	1	6.5-9.5[#1]	6-8.5(MAC)[#46]	6-9(MAC)[#46]	8.45	8.48	8.42	7.79	7.83	8.29	7.87	7.92	8.03	7.94	8.07	7.46	7.21	8.15
	Total Organic Carbon	mg/l	3							-	-							-	-	

Environmental Standards Comments

						Location	BH04006	BH04006	BH04006	BH04007	BH04007	BH04007	BH04007	BH04007	BH04007	BH04007	BH04007	BH04008	BH04008	BH04008
						Sampled_Date_Time	21/04/2020	20/05/2020	23/06/2020	20/11/2019	28/01/2020	20/02/2020	24/03/2020	21/04/2020	20/05/2020	23/06/2020	24/09/2020	20/11/2019	28/01/2020	26/02/2020
						Sample_Depth_Avg	2.5	2.5	5	0.87	0.29	3	3	3	3.5	3	2.53	0.94	0.42	4
						Project_ID	LTC - Phase 2	LTC - Phase 2 LTM	LTC - Phase 2 LTM	LTC - Phase 2	LTC - Phase 2	LTC - Phase 2 LTM	LTC - Phase 2 LTM	LTC - Phase 2	LTC - Phase 2 LTM	LTC - Phase 2 LTM	LTC - Phase 2 LTM	LTC - Phase 2	LTC - Phase 2	LTC - Phase 2 LTM
				UK Drinking Water Standards	UK Estuaries and coastal waters EQS	UK Freshwater EQS														
Chem_Group	**Analyte**	**Units**	**MDL**																	
#1:Water Supply (Water Quality) Regulations 2016.																				
#2:Water Framework Directive (Standards and Classification) Directions (England and Wales) 2015.																				

#3:Operational Targets and EQS. EA, April 2018
#4:Water Framework Directive (Standards & Classification) Directions (England & Wales) 2015. Dissolved fraction.
#5:Water Framework Directive (Standards & Classification) Directions (England & Wales) 2015. Dissolved fraction. Lowest criteria presented (<40mg/l of CaCO3). See 'further assessment' if criteria exceeded and hardness (CaCO3) data available.
#6:Water Framework Directive (Standards and Classification) Directions (England and Wales) 2015. Dissolved Fraction. If hexavalent chromium (CrVI) data is available, a value of 4.7µg/l may be appropriate for the remaining trivalent chromium (CrIII).
#7:Operational Targets and EQS. EA, April 2018. Dissolved fraction.
#8:Water Framework Directive (Standards and Classification) Directions (England and Wales) 2015. Dissolved Fraction. If DOC >1mg/l then a higher criteria applies [3.76+(2.677x((DOC/2)-0.5))]
#9:Water Framework Directive (Standards & Classification) Directions (England & Wales) 2015. Dissolved & bioavailable (bio) fraction plus background. M-BAT tool to assess: http://wfduk.org/resources/rivers-lakes-metal-bioavailability-assessment-tool-m-bat
#10:Water Framework Directive (Standards & Classification) Directions (England & Wales) 2015. Bioavailable (bio) fraction. M-BAT tool to assess: http://wfduk.org/resources/rivers-lakes-metal-bioavailability-assessment-tool-m-bat
#11:Water Framework Directive (Standards and Classification) Directions (England and Wales) 2015. Dissolved Fraction. MAC adopted in absence of AA value.
#12:Guidelines for Drinking-water Quality, 4th Edition. WHO, 2011. Informal value.
#13:Operational Targets and EQS. EA, April 2018.
#14:Operational Targets and EQS. EA, April 2018. Lowest criteria presented (<200mg/l CaCO3). See 'further assessment' values if criteria exceeded and hardness (CaCO3) data available.
#15:Guidelines for Drinking-water Quality, 4th Edition. WHO, 2011. Based on taste rather than a formal guideline.
#16:Operational Targets and EQS. EA, April 2018. Dissolved plus ambient background concentration. For saltwater, an Ambient Background Concentration of 1.1 µg/l has been used.
#17:Water Framework Directive (Standards and Classification) Directions (England and Wales) 2015. Indicator of 'good' status (90%ile) - Ammonia standard for lakes and rivers (total ammonia as nitrogen).
#18:Operational Targets and EQS. EA, April 2018. Dissolved fraction. Lowest criteria presented (<50 mg/l CaCO3). See 'further assessment' values if criteria exceeded and hardness (CaCO3) data available.
#19:Water Supply (Water Quality) Regulations 2016. As NO3.
#20:Water Supply (Water Quality) Regulations 2016. As NO2.

						Location	BH04006	BH04006	BH04006	BH04007	BH04007	BH04007	BH04007	BH04007	BH04007	BH04007	BH04007	BH04008	BH04008	BH04008
						Sampled_Date_Time	21/04/2020	20/05/2020	23/06/2020	20/11/2019	28/01/2020	20/02/2020	24/03/2020	21/04/2020	20/05/2020	23/06/2020	24/09/2020	20/11/2019	28/01/2020	26/02/2020
						Sample_Depth_Avg	2.5	2.5	5	0.87	0.29	3	3	3	3.5	3	2.53	0.94	0.42	4
						Project_ID	LTC - Phase 2	LTC - Phase 2 LTM	LTC - Phase 2 LTM	LTC - Phase 2	LTC - Phase 2	LTC - Phase 2 LTM	LTC - Phase 2 LTM	LTC - Phase 2	LTC - Phase 2 LTM	LTC - Phase 2 LTM	LTC - Phase 2 LTM	LTC - Phase 2	LTC - Phase 2	LTC - Phase 2 LTM
				UK Drinking Water Standards	UK Estuaries and coastal waters EQS	UK Freshwater EQS														
Chem_Group	**Analyte**	**Units**	**MDL**																	

#20:Water Supply (Water Quality) Regulations 2016. As NO3.
#21:Water Supply (Water Quality) Regulations 2016. As SO4.
#22:Water Supply (Water Quality) Regulations 2016. Value of 0.1µg/l for PAH split between four individual PAH. Requires summation of benzo(b)fluoranthene, benzo(k)fluoranthene, benzo(ghiperylene and indeno(123cd)pyrene to use 0.1µg/l value.
#23:Water Framework Directive (Standards and Classification) Directions (England and Wales) 2015. Benzo(a)pyrene can be considered as a marker for other PAH for comparison with the corresponding AA-EQS in water.
#24:No UK DWS for total petroleum hydrocarbons (TPH), or speciated TPH fractions. A value of 10 µg/l is adopted for sum TPH based on the rescinded Private Water Supply Regulations, 1991.
#25:No UK EQS for total petroleum hydrocarbons (TPH), or speciated TPH fractions. A value of 50 µg/l is adopted for sum TPH protection of surface water based on 50µg/l-1000µg/l (Surface Waters (Abstraction for Drinking Water) Regulations 1989).
#26:Guidelines for Drinking-water Quality, 4th Edition. WHO, 2011
#27:Proposed Environmental Quality Standard, in absence of legislative standard (Ayscough et al., 2002). https://assets.publishing.service.gov.uk/government/uploads/system/uploads/attachment_data/file/291223/sp2-115-tr4-e-e.pdf
#28:Guidelines for Drinking-water Quality, 4th Edition. WHO, 2011. Value of 500µg/l for sum xylenes split between isomers. Requires summation of m,p & o isomers to use 500µg/l value.
#29:Operational Targets and EQS. EA, April 2018. Value of 30µg/l for sum xylenes split between isomers. Requires summation of m,p & o isomers to use 30µg/l value.
#30:The taste and odour threshold of 15µg/l is commonly adopted as a guide.
#31:The taste and odour threshold of 15µg/l is commonly adopted as a guide. In situations where there is no risk to a drinking water supply or aquifer, a PNEC value of 2,600µg/l may be used.
#32:Water Framework Directive (Standards and Classification) Directions (England and Wales) 2015. Value of 140µg/l for tetrachloroethane split between 2 isomers. Requires summation of 2 isomers to use 140µg/l value.
#33:Guidelines for Drinking-water Quality, 4th Edition. WHO, 2011. In Scotland a value of 200µg/l is used (WAT-PS-10-01).
#34:US EPA Regional Screening Levels, May 2019. https://www.epa.gov/risk/regional-screening-levels-rsls-generic-tables
#35:Guidelines for Drinking-water Quality, 4th Edition. WHO, 2011. In Scotland a value of 7µg/l is used (WAT-PS-10-01).
#36:Water Supply (Water Quality) Regulations 2016. Value of 100µg/l for sum trihalomethanes split between individual compounds. Requires summation of chloroform, bromoform, chlorodibromomethane and bromodichloromethane to use 100µg/l value.
#37:Guidelines for Drinking-water Quality, 4th Edition. WHO, 2011. Value of 50µg/l for sum cis & trans-DCE split between isomers. Requires summation of cis & trans-DCE isomers to use 50µg/l value.
#38:Water Supply (Water Quality) Regulations 2016. Value of 10µg/l for sum of TCE & PCE split between individual compounds. Requires summation of TCE & PCE to use 10µg/l value.
#39:Water Framework Directive (Standards and Classification) Directions (England and Wales) 2015. Value of 0.4µg/l for sum isomers split between 3 isomers. Requires summation of isomers to use 0.4µg/l value.
#40:Water Framework Directive (Standards and Classification) Directions (England and Wales) 2015. Value of 20µg/l for sum isomers split between 3 isomers. Requires summation of isomers to use 20µg/l value.
#41:Position statement (WAT-PS-10-01), SEPA August 2014.
#42:Water Framework Directive (Standards and Classification) Directions (England and Wales) 2015. Value of 0.025µg/l for sum DDT isomers split between 4 isomers. Requires summation of 4 isomers to use 0.025µg/l value.
#43:Water Framework Directive (Standards and Classification) Directions (England and Wales) 2015. Value of 0.005µg/l for sum isomers split between 4 isomers. Requires summation of isomers to use 0.005µg/l value.
#44:Water Framework Directive (Standards and Classification) Directions (England and Wales) 2015. Value of 0.01µg/l for sum isomers split between 4 isomers. Requires summation of isomers to use 0.01µg/l value.
#45:Water Framework Directive (Standards and Classification) Directions (England and Wales) 2015. Relates to p,p-DDT (CAS 50-29-3)
#46:Operational Targets and EQS. EA, April 2018. Maximum Allowable Concentration (MAC) adopted in absence of Annual Average (AA) value.

Key

<0.6	Result MDL exceeds GAC
27.8	Result exceeds GAC
-	Determinand not tested for

Notes

Where a range is given a determinand has been analysed for by more than one method

						Location	BH04008	BH04008	BH04008	BH04008	BH04008	BH04010	BH04010	BH04010	BH04010	BH04010	BH04010	BH04010	BH04010
						Sampled_Date_Time	25/03/2020	25/03/2020	21/04/2020	19/05/2020	23/06/2020	20/11/2019	23/01/2020	24/02/2020	06/04/2020	22/04/2020	27/05/2020	17/06/2020	25/09/2020
						Sample_Depth_Avg	4	4	3.5	3	4.5	0.73	0.32	23	23	23	23	11	0.72
						Project_ID	LTC - Phase 2 LTM	LTC - Phase 2 LTM	LTC - Phase 2 LTM	LTC - Phase 2	LTC - Phase 2 LTM	LTC - Phase 2	LTC - Phase 2	LTC - Phase 2 LTM	LTC - Phase 2 LTM	LTC - Phase 2 LTM	LTC - Phase 2 LTM	LTC - Phase 2 LTM	LTC - Phase 2 LTM
				UK Drinking Water Standards	UK Estuaries and coastal waters EQS	UK Freshwater EQS													
Chem_Group	**Analyte**	**Units**	**MDL**																
Metals	Antimony	µg/L	4	5[#1]			-	-	-	-	-	-	-	<4	-	-	-	-	-
	Antimony (Filtered)	µg/L	1	5[#1]								-	-						
	Arsenic	µg/L	2	10[#1]	25[#2]	50[#2]	<2	<2	2.07	2.81	2.57	-	-	<2	<2	<2	<2	<2	<2
	Arsenic (Filtered)	µg/L	0.5	10[#1]	25[#2]	50[#2]	0.814	0.856	0.862	2.14	2.15	0.613	0.659	<0.5	<0.5	<0.5	<0.5	<0.5	<0.5
	Barium (Filtered)	µg/L	0.2	1300[#3]								-	-						
	Beryllium (Filtered)	µg/L	0.1									-	-						
	Boron	µg/L	20	1000[#1]	7000[#4]	2000[#4]	289	296	293	311	234	-	-	65.9	34.8	64.1	60.4	51.5	59.8
	Boron (Filtered)	µg/L	10	1000[#1]	7000[#4]	2000[#4]	319	312	265	278	248	58.8	57.1	56.7	50.3	66.2	52.3	52.4	59.1
	Cadmium	µg/L	0.5	5[#1]	0.2[#5]	0.08[#6]	<0.5	<0.5	<0.5	<0.5	<0.5	-	-	<0.5	<0.5	<0.5	<0.5	<0.5	<0.5
	Cadmium (Filtered)	µg/L	0.08	5[#1]	0.2[#5]	0.08[#6]	<0.08	<0.08	<0.08	<0.08	<0.08	<0.08	<0.08	<0.08	<0.08	<0.08	<0.08	<0.08	<0.08
	Chromium (hexavalent) (Filtered)	µg/L	3		0.6[#5]	3.4[#5]	<3	<3	<3	<3	<3	<3	<3	<3	<3	<3	<3	<3	<3
	Chromium	µg/L	3	50[#1]	0.6[#5]	3.4[#7]	<3	<3	3.41	<3	<3	-	-	<3	<3	<3	<3	<3	<3
	Chromium (Filtered)	µg/L	1	50[#1]	0.6[#5]	3.4[#7]	<1	<1	<1	<1	<1	<1	<1	<1	<1	1.13	<1	13.8	1.05
	Chromium (Trivalent) (Filtered)	µg/L	3			4.7[#5]	<3	<3	<3	<3	<3	<3	<3	-	<3	<3	<3	13.8	<3
	Cobalt (Filtered)	µg/L	0.5		3[#8]	3[#8]	1.08	1.16	1.08	6.33	2.74	<0.5	<0.5	-	<0.5	<0.5	<0.5	<0.5	<0.5
	Copper	µg/L	1	2000[#1]	3.76[#9]	1(bio)[#10]	3.18	3.46	4.47	3.29	3.18	-	-	1.58	1.17	1.08	<1	<1	<1
	Copper (Filtered)	µg/L	0.3	2000[#1]	3.76[#9]	1(bio)[#10]	2.92	2.95	2.62	1.2	2.18	1.61	1.24	0.538	-	1.06	0.762	2.5	1.05
	Iron (Filtered)	µg/L	19	200[#1]	1000[#2]	1000[#2]	<19	<19	22.7	309	355	47.2	388	<19	<19	24	<19	<19	23.4
	Lead	µg/L	1	10[#1]	1.3[#5]	1.2(bio)[#10]	-	-	-	-	-	-	-	-	-	-	-	-	-
	Lead (Filtered)	µg/L	0.2	10[#1]	1.3[#5]	1.2(bio)[#10]	<0.2	<0.2	<0.2	<0.2	<0.2	0.317	2.07	<0.2	<0.2	0.273	<0.2	<0.2	0.283
	Manganese	µg/L	1	50[#1]		123(bio)[#11]	285	296	434	501	336	-	-	21.1	3.52	6.65	2.27	1.27	3.24
	Manganese (Filtered)	µg/L	3	50[#1]		123(bio)[#11]	302	301	267	496	348	10.8	23.2	<3	<3	<3	<3	<3	3.15
	Mercury	µg/L	0.02	1[#1]	0.07(MAC)[#12]	0.07(MAC)[#12]	<0.02	<0.02	<0.02	<0.02	<0.02	-	-	<0.02	<0.02	<0.02	<0.02	<0.02	<0.02
	Mercury (Filtered)	µg/L	0.01	1[#1]	0.07(MAC)[#12]	0.07(MAC)[#12]	<0.01	<0.01	<0.01	<0.01	<0.01	<0.01	<0.01	<0.01	<0.01	<0.01	<0.01	0.0178	<0.01
	Molybdenum	µg/L	9	70[#13]			-	-	-	-	-	-	-	<9	-	-	-	-	-
	Molybdenum (Filtered)	µg/L	3	70[#13]								-	-						
	Nickel	µg/L	1	20[#1]	8.6[#5]	4(bio)[#10]	7.58	8.23	10.5	8.48	8.63	-	-	3.12	2.88	2.5	2.47	2.3	2.55
	Nickel (Filtered)	µg/L	0.4	20[#1]	8.6[#5]	4(bio)[#10]	7.12	7.18	7.48	7.32	7.76	2.96	3.7	2.25	2.12	2.49	2.21	2.34	2.47

						Location	BH04008	BH04008	BH04008	BH04008	BH04008	BH04010	BH04010	BH04010	BH04010	BH04010	BH04010	BH04010	BH04010
						Sampled_Date_Time	25/03/2020	25/03/2020	21/04/2020	19/05/2020	23/06/2020	20/11/2019	23/01/2020	24/02/2020	06/04/2020	22/04/2020	27/05/2020	17/06/2020	25/09/2020
						Sample_Depth_Avg	4	4	3.5	3	4.5	0.73	0.32	23	23	23	23	11	0.72
						Project_ID	LTC - Phase 2 LTM	LTC - Phase 2 LTM	LTC - Phase 2 LTM	LTC - Phase 2	LTC - Phase 2 LTM	LTC - Phase 2	LTC - Phase 2	LTC - Phase 2 LTM	LTC - Phase 2 LTM	LTC - Phase 2 LTM	LTC - Phase 2 LTM	LTC - Phase 2 LTM	LTC - Phase 2 LTM
				UK Drinking Water Standards	UK Estuaries and coastal waters EQS	UK Freshwater EQS													
Chem_Group	**Analyte**	**Units**	**MDL**																
	Selenium	µg/L	1	10[#1]			1.23	1.4	1.15	<1	1.34	-	-	1.5	1.32	1.23	1.41	1.28	1.48
	Selenium (Filtered)	µg/L	1	10[#1]			-	-	-	-	-	1.45	1.3	1.21	-	-	-	-	-
	Strontium (Filtered)	µg/L	1				299	301	240	248	301	452	421	428	405	406	408	431	430
	Vanadium	µg/L	5		100[#14]	20[#15]	-	-	-	-	-	-	-	<5	-	-	-	-	-
	Vanadium (Filtered)	µg/L	1		100[#14]	20[#15]						-	-						
	Zinc	µg/L	5	3000[#16]	7.9[#17]	10.9(bio)[#10]	5.2	16.5	35.4	47.2	11.5	-	-	10.7	8.85	9.21	35.5	7.08	5.15
	Zinc (Filtered)	µg/L	1	3000[#16]	7.9[#17]	10.9(bio)[#10]	-	-	-	-	-	8.84	9.45	2.79	-	-	-	-	-
Inorganics	Total Hardness	mg/l	0.35				234	238	231	230	193	545	380	420	401	387	425	365	389
	Alkalinity (Bicarbonate as CaCO3)	mg/L	2				-	-	-	-	-	190	215	-	-	-	-	-	256
	Alkalinity (Bicarbonate) as HCO3	mg/L	2				476	470	436	445	404	232	262	348	256	253	256	250	-
	Alkalinity (total) as CaCO3	mg/L	2				390	385	358	365	331			285	210	207	210	205	210
	Ammoniacal Nitrogen as N (Filtered)	mg/L	0.01		0.021[#2]	0.6[#18]	0.14	0.019	0.0419	0.0612	0.0847	0.0294	<0.01	0.0118	0.089	0.0149	0.0989	0.0369	0.043
	Ammoniacal Nitrogen as NH3	mg/L	0.2				-	-	-	-	-	-	-	-	-	-	-	-	-
	Ammoniacal Nitrogen as NH3 (Filtered)	mg/L	0.01				-	-	-	-	-	-	-	-	-	-	-	-	-
	Bromide (Filtered)	mg/L	0.06				2.92	2.9	3.15	3.02	3.04	0.196	0.179	0.211	0.23	0.171	0.164	0.162	0.196
	Calcium (Filtered)	mg/L	0.2				52.4	52	48.2	51.7	84	144	137	127	131	141	153	147	133
	Chloride (Filtered)	mg/L	0.08	250[#1]		250[#4]	650	651	641	633	633	56.7	54	55.2	56.4	55	53.2	56.5	54.5
	Cyanide (Free) (Filtered)	µg/L	2.5	50[#1]	1[#2]	1[#2]	<2.5	<2.5	<2.5	<2.5	<2.5	<2.5	<2.5	<2.5	<2.5	<2.5	<2.5	<2.5	<2.5
	Cyanide Total (Filtered)	µg/L	5	50[#1]	1[#2]	1[#2]	<5	<5	<5	<5	<5	<5	<5	<5	<5	<5	<5	<5	<5
	cyanides-complex (Filtered)	µg/L	5	50[#1]	1[#2]	1[#2]	<5	<5	<5	<5	<5	<5	<5	<5	<5	<5	<5	<5	<5
	Fluoride (Filtered)	µg/L	500	1500[#1]	5000[#8]	1000[#19]	<500	<500	<500	<500	<500	<500	<500	<500	<500	<500	<500	<500	<500
	Iodide	mg/L					<0.1	<0.1	<0.1	<0.1	<0.1	<0.1	<0.1	<0.1	<0.1	<0.1	<0.1	<0.1	<0.1
	Magnesium (Filtered)	mg/L	0.036				28.1	28.1	22.3	24.5	23.6	6.22	5.91	5.94	5.43	6.24	6.71	6.01	5.88
	Nitrate (as N) (Filtered)	mg/L	0.0677				<0.3	<0.3	<0.3	<0.3	<0.3	22.5	22.2	106	111	108	107	106	108
	Nitrate (as NO3-) (Filtered)	mg/L	0.3	50(NO3)[#20]			-	-	-	-	-	99.9	98.2	-	-	-	-	-	-
	Nitrite (as NO2-) (Filtered)	mg/L	0.04	0.5(NO2)[#21]								-	-						
	Phosphorus	µg/L	20				62.3	68.4	120	114	164	-	-	-	27.2	20.6	24.4	<20	<20

						Location	BH04008	BH04008	BH04008	BH04008	BH04008	BH04010	BH04010	BH04010	BH04010	BH04010	BH04010	BH04010	BH04010
						Sampled_Date_Time	25/03/2020	25/03/2020	21/04/2020	19/05/2020	23/06/2020	20/11/2019	23/01/2020	24/02/2020	06/04/2020	22/04/2020	27/05/2020	17/06/2020	25/09/2020
						Sample_Depth_Avg	4	4	3.5	3	4.5	0.73	0.32	23	23	23	23	11	0.72
						Project_ID	LTC - Phase 2 LTM	LTC - Phase 2 LTM	LTC - Phase 2 LTM	LTC - Phase 2	LTC - Phase 2 LTM	LTC - Phase 2	LTC - Phase 2	LTC - Phase 2 LTM	LTC - Phase 2 LTM	LTC - Phase 2 LTM	LTC - Phase 2 LTM	LTC - Phase 2 LTM	LTC - Phase 2 LTM
				UK Drinking Water Standards	UK Estuaries and coastal waters EQS	UK Freshwater EQS													
Chem_Group	**Analyte**	**Units**	**MDL**																
	Phosphorus (Filtered)	µg/L	10				42	45.3	43.5	92.6	120	-	-	-	10.7	<10	<10	<10	<10
	Potassium (Filtered)	mg/L	0.2				17.7	17.6	14.5	15	14.5	8.35	7.53	7.52	7.27	7.84	8.35	8.09	7.1
	Sodium (Filtered)	mg/L	0.076	200[#1]			636	629	547	683	517	36.1	31.1	28.9	27.1	31.9	33.7	31.6	29.5
	Sulphate (Filtered)	mg/L	2	250(SO4)[#22]		400[#4]	288	285	313	290	287	82.1	79	76.3	77.4	78.4	79.1	79.1	80.9
	Orthophosphate as P (Filtered)	µg/L	20				-	-	-	-	-	<20	<20	<20	-	-	-	-	-
PAH	Naphthalene	µg/L	0.01		2[#2]	2[#2]	<0.01	<0.01	<0.01	<1 - 0.0127	<0.01	<0.01	<0.01	<0.01	<0.01	<0.01	0.0255	0.018	<0.02
	Acenaphthene	µg/L	0.005			No UK EQS	<0.005	<0.005	<0.005	<0.005	<0.005	<0.005	<0.005	<0.005	<0.005	<0.005	<0.005	<0.005	<0.01
	Acenaphthylene	µg/L	0.005			No UK EQS	<0.005	<0.005	<0.005	<0.005	<0.005	<0.005	<0.005	<0.005	<0.005	<0.005	<0.005	<0.005	<0.01
	Fluoranthene	µg/L	0.005		0.0063[#2]	0.0063[#2]	<0.005	<0.005	<0.005	<0.005	<0.005	0.00963	<0.005	<0.005	<0.005	<0.005	<0.005	<0.005	<0.01
	Anthracene	µg/L	0.005		0.1[#2]	0.1[#2]	<0.005	<0.005	<0.005	<0.005	<0.005	<0.005	<0.005	<0.005	<0.005	<0.005	<0.005	<0.005	<0.01
	Phenanthrene	µg/L	0.005			No UK EQS	<0.005	<0.005	<0.005	<0.005	<0.005	<0.005	<0.005	<0.005	<0.005	<0.005	<0.005	<0.005	<0.01
	Fluorene	µg/L	0.005			No UK EQS	<0.005	<0.005	<0.005	<0.005	<0.005	<0.005	<0.005	<0.005	<0.005	<0.005	<0.005	<0.005	<0.01
	Chrysene	µg/L	0.005			No UK EQS	<0.005	<0.005	<0.005	<0.005	<0.005	<0.005	<0.005	<0.005	<0.005	<0.005	<0.005	<0.005	<0.01
	Pyrene	µg/L	0.005			No UK EQS	<0.005	<0.005	<0.005	<0.005	<0.005	0.00962	<0.005	<0.005	<0.005	<0.005	<0.005	<0.005	<0.01
	Benzo(a)anthracene	µg/L	0.005			No UK EQS	<0.005	<0.005	<0.005	<0.005	<0.005	<0.005	<0.005	<0.005	<0.005	<0.005	<0.005	<0.005	<0.01
	Benzo(b)fluoranthene	µg/L	0.005	0.025[#23]	See BaP[#24]	See BaP[#24]	<0.005	<0.005	<1 - 0.0174	<0.005	<0.005	0.00914	<0.005	<0.005	<0.005	<0.005	<0.005	<0.005	<0.01
	Benzo(k)fluoranthene	µg/L	0.005	0.025[#23]	See BaP[#24]	See BaP[#24]	<0.005	<0.005	<1 - 0.0117	<0.005	<0.005	<0.005	<0.005	<0.005	<0.005	<0.005	<0.005	<0.005	<0.01
	Benzo(a)pyrene	µg/L	0.002	0.01[#1]	0.00017[#24]	0.00017[#24]	<0.002	<0.002	<1 - 0.0126	<0.002	<0.002	0.00607	<0.002	<0.002	<0.002	<0.002	<0.002	<0.002	<0.004
	Dibenz(a,h)anthracene	µg/L	0.005			No UK EQS	<0.005	<0.005	<1 - 0.00688	<0.005	<0.005	<0.005	<0.005	<0.005	<0.005	<0.005	<0.005	<0.005	<0.01
	Benzo(g,h,i)perylene	µg/L	0.005	0.025[#23]	See BaP[#24]	See BaP[#24]	<0.005	<0.005	<0.005	<0.005	<0.005	<0.005	<0.005	<0.005	<0.005	<0.005	<0.005	<0.005	<0.01
	Indeno(1,2,3-c,d)pyrene	µg/L	0.005	0.025[#23]	See BaP[#24]	See BaP[#24]	<0.005	<0.005	<1 - 0.00663	<0.005	<0.005	<0.005	<0.005	<0.005	<0.005	<0.005	<0.005	<0.005	<0.01
	PAH 16 Total	µg/L	0.082				<0.082	<0.082	<0.082	<0.082	<0.082	<0.082	<0.082	<0.082	<0.082	<0.082	<0.082	<0.082	<0.164
TPH CWG	>C5-C6 Aliphatics	µg/L	10	See TPH	See TPH	See TPH	<10	<10	<10	<10	<10	<10	<10	<10	<10	<10	<10	<10	<10
	>C6-C8 Aliphatics	µg/L	10	See TPH	See TPH	See TPH	<10	<10	<10	<10	<10	<10	<10	<10	<10	<10	<10	<10	<10
	>C8-C10 Aliphatics	µg/L	10	See TPH	See TPH	See TPH	<10	<10	<10	<10	<10	<10	<10	<10	<10	<10	<10	<10	<10
	>C10-C12 Aliphatics	µg/L	10	See TPH	See TPH	See TPH	<10	<10	<10	<10	<10	<10	<10	<10	<10	<10	<10	<10	<10
	>C12-C16 Aliphatics	µg/L	10	See TPH	See TPH	See TPH	<10	<10	<10	<10	<10	<10	<10	<10	<10	<10	<10	<10	<20

						Location	BH04008	BH04008	BH04008	BH04008	BH04008	BH04010	BH04010	BH04010	BH04010	BH04010	BH04010	BH04010	BH04010
						Sampled_Date_Time	25/03/2020	25/03/2020	21/04/2020	19/05/2020	23/06/2020	20/11/2019	23/01/2020	24/02/2020	06/04/2020	22/04/2020	27/05/2020	17/06/2020	25/09/2020
						Sample_Depth_Avg	4	4	3.5	3	4.5	0.73	0.32	23	23	23	23	11	0.72
						Project_ID	LTC - Phase 2 LTM	LTC - Phase 2 LTM	LTC - Phase 2 LTM	LTC - Phase 2	LTC - Phase 2 LTM	LTC - Phase 2	LTC - Phase 2	LTC - Phase 2 LTM	LTC - Phase 2 LTM	LTC - Phase 2 LTM	LTC - Phase 2 LTM	LTC - Phase 2 LTM	LTC - Phase 2 LTM
				UK Drinking Water Standards	UK Estuaries and coastal waters EQS	UK Freshwater EQS													
Chem_Group	**Analyte**	**Units**	**MDL**																
	>C16-C21 Aliphatics	µg/L	10	See TPH	See TPH	See TPH	<10	<10	<10	<10	<10	<10	<10	<10	<10	<10	<10	<10	<20
	>C21-C35 Aliphatics	µg/L	10	See TPH	See TPH	See TPH	<10	<10	<10	<10	<10	<10	<10	<10	<10	<10	<10	<10	<20
	>C16-C35 Aliphatics	µg/L	10				<10	<10	<10	<10	<10	<10	<10	<10	<10	<10	<10	<10	<20
	Total Aliphatics >C12-C35	µg/L	10				<10	<10	<10	<10	<10	<10	<10	<10	<10	<10	<10	<10	<20
	>EC5-EC7 Aromatics	µg/L	10				-	-	-	-	-			-	-	-	-	-	-
	>EC6-EC7 Aromatics	µg/L	10				<10	<10	<10	<10	<10	<10	<10	<10	<10	<10	<10	<10	<10
	>EC7-EC8 Aromatics	µg/L	10	See TPH	See TPH	See TPH	<10	<10	<10	<10	<10	<10	<10	<10	<10	<10	<10	<10	<10
	>EC8-EC10 Aromatics	µg/L	10	See TPH	See TPH	See TPH	<10	<10	<10	<10	<10	<10	<10	<10	<10	<10	<10	<10	<10
	>EC10-EC12 Aromatics	µg/L	10	See TPH	See TPH	See TPH	<10	<10	<10	<10	<10	<10	<10	<10	<10	<10	<10	<10	<10
	>EC12-EC16 Aromatics	µg/L	10	See TPH	See TPH	See TPH	<10	<10	<10	<10	<10	<10	<10	<10	<10	<10	<10	<10	<20
	>EC16-EC21 Aromatics	µg/L	10	See TPH	See TPH	See TPH	<10	<10	<10	<10	<10	<10	<10	<10	<10	<10	<10	<10	<20
	>EC21-EC35 Aromatics	µg/L	10	See TPH	See TPH	See TPH	<10	<10	<10	<10	<10	163	<10	<10	<10	<10	<10	<10	<20
	Total Aromatics >EC12-EC35	µg/L	10				<10	<10	<10	<10	<10	163	<10	<10	<10	<10	<10	<10	<20
	TPH >C5-C35 Aliphatics/Aromatics	µg/L	10	|10[#25]	|50[#26]	|50[#26]	<10	<10	<10	<10	<10	165	<10	<10	<10	<10	<10	<10	<20
TPH	GRO >C5-12	µg/L	50				<50	<50	<50	<50	<50	<50	<50	<50	<50	<50	<50	<50	<50
BTEX and MTBE	Benzene	µg/L	1	1[#1]	8[#2]	10[#2]	<1	<1	<1	<1	<1	<7	<7	<7	<7	<7	<7	<7	<7
	Toluene	µg/L	1	700[#3]	74[#2]	74[#2]	<1	<1	<1	<1	<1	<4	<4	<4	<4	<4	<4	<4	<4
	Ethylbenzene	µg/L	1	300[#3]	20[#27]	20[#27]	<1	<1	<1	<1	<1	<5	<5	<5	<5	<5	<5	<5	<5
	Xylene (m & p)	µg/L	1	250[#28]	15[#29]	15[#29]	<1	<1	<1	<1	<1	<8	<8	<8	<8	<8	<8	<8	<8
	Xylene (o)	µg/L	1	250[#28]	15[#29]	15[#29]	<1	<1	<1	<1	<1	<3	<3	<3	<3	<3	<3	<3	<3
	Xylene Total	µg/L	2	500[#3]	30[#4]	30[#4]	<2	<2	<2	<2	<2	<11	<11	<11	<11	<11	<11	<11	<11
	MTBE	µg/L	1	15[#30]	15[#30]	15[#31]	<1	<1	<1	<1	<1	<3	<3	<3	<3	<3	<3	<3	<3
	Total BTEX	µg/L	28				<28	<28	<28	<28	<28	<28	<28	<28	<28	<28	<28	<28	<28
VOC	Styrene	µg/L	1		50[#4]	50[#4]	<1	<1	<1	<1	<1	-	-	-	-	-	-	-	-
	cis-1,3-dichloropropene	µg/L	1				<1	<1	<1	<1	<1	-	-	-	-	-	-	-	-
	trans-1,3-dichloropropene	µg/L	1				<1	<1	<1	<1	<1	-	-	-	-	-	-	-	-
	1,1,1,2-tetrachloroethane	µg/L	1			70[#32]	<1	<1	<1	<1	<1	-	-	-	-	-	-	-	-

						Location	BH04008	BH04008	BH04008	BH04008	BH04008	BH04010	BH04010	BH04010	BH04010	BH04010	BH04010	BH04010	BH04010
						Sampled_Date_Time	25/03/2020	25/03/2020	21/04/2020	19/05/2020	23/06/2020	20/11/2019	23/01/2020	24/02/2020	06/04/2020	22/04/2020	27/05/2020	17/06/2020	25/09/2020
						Sample_Depth_Avg	4	4	3.5	3	4.5	0.73	0.32	23	23	23	23	11	0.72
						Project_ID	LTC - Phase 2 LTM	LTC - Phase 2 LTM	LTC - Phase 2 LTM	LTC - Phase 2	LTC - Phase 2 LTM	LTC - Phase 2	LTC - Phase 2	LTC - Phase 2 LTM	LTC - Phase 2 LTM	LTC - Phase 2 LTM	LTC - Phase 2 LTM	LTC - Phase 2 LTM	LTC - Phase 2 LTM
				UK Drinking Water Standards	UK Estuaries and coastal waters EQS	UK Freshwater EQS													
Chem_Group	**Analyte**	**Units**	**MDL**																
	1,1,1-trichloroethane	µg/L	1	2000[#33]	100[#4]	100[#4]	<1	<1	<1	<1	<1	-	-	-	-	-	-	-	-
	1,1,2,2-tetrachloroethane	µg/L	1			70[#32]	<1	<1	<1	<1	<1	-	-	-	-	-	-	-	-
	1,1,2-trichloroethane	µg/L	1		300[#4]	400[#4]	<1	<1	<1	<1	<1	-	-	-	-	-	-	-	-
	1,1-dichloroethane	µg/L	1	2.8[#34]			<1	<1	<1	<1	<1	-	-	-	-	-	-	-	-
	1,1-dichloroethene	µg/L	1	140[#35]			<1	<1	<1	<1	<1	-	-	-	-	-	-	-	-
	1,1-dichloropropene	µg/L	1				<1	<1	<1	<1	<1	-	-	-	-	-	-	-	-
	1,2,3-trichloropropane	µg/L	1				<1	<1	<1	<1	<1	-	-	-	-	-	-	-	-
	1,2,4-trimethylbenzene	µg/L	1				<1	<1	<1	<1	<1	-	-	-	-	-	-	-	-
	1,2-dibromo-3-chloropropane	µg/L	1				<1	<1	<1	<1	<1	-	-	-	-	-	-	-	-
	1,2-dibromoethane	µg/L	1				<1	<1	<1	<1	<1	-	-	-	-	-	-	-	-
	1,2-dichloroethane	µg/L	1	3[#1]	10[#2]	10[#2]	<1	<1	<1	<1	<1	-	-	-	-	-	-	-	-
	1,2-dichloropropane	µg/L	1				<1	<1	<1	<1	<1	-	-	-	-	-	-	-	-
	1,3,5-trimethylbenzene	µg/L	1				<1	<1	<1	<1	<1	-	-	-	-	-	-	-	-
	1,3-dichloropropane	µg/L	1				<1	<1	<1	<1	<1	-	-	-	-	-	-	-	-
	2,2-dichloropropane	µg/L	1				<1	<1	<1	<1	<1	-	-	-	-	-	-	-	-
	2-chlorotoluene	µg/L	1				<1	<1	<1	<1	<1	-	-	-	-	-	-	-	-
	4-chlorotoluene	µg/L	1				<1	<1	<1	<1	<1	-	-	-	-	-	-	-	-
	Bromobenzene	µg/L	1				<1	<1	<1	<1	<1	-	-	-	-	-	-	-	-
	Bromochloromethane	µg/L	1				<1	<1	<1	<1	<1	-	-	-	-	-	-	-	-
	Bromodichloromethane	µg/L	1	25[#36]			<1	<1	<1	<1	<1	-	-	-	-	-	-	-	-
	Bromoform	µg/L	1	25[#36]			<1	<1	<1	<1	<1	-	-	-	-	-	-	-	-
	Bromomethane	µg/L	1				<1	<1	<1	<1	<1	-	-	-	-	-	-	-	-
	Carbon disulfide	µg/L	1				<1	<1	<1	<1	<1	-	-	-	-	-	-	-	-
	Carbon tetrachloride	µg/L	1	3[#1]	12[#2]	12[#2]	<1	<1	<1	<1	<1	-	-	-	-	-	-	-	-
	Chlorodibromomethane	µg/L	1	25[#36]			<1	<1	<1	<1	<1	-	-	-	-	-	-	-	-
	Chloroethane	µg/L	1				<1	<1	<1	<1	<1	-	-	-	-	-	-	-	-
	Chloroform	µg/L	1	25[#36]	2.5[#2]	2.5[#2]	<1	<1	<1	<1	<1	-	-	-	-	-	-	-	-

						Location	BH04008	BH04008	BH04008	BH04008	BH04008	BH04010	BH04010	BH04010	BH04010	BH04010	BH04010	BH04010	BH04010
						Sampled_Date_Time	25/03/2020	25/03/2020	21/04/2020	19/05/2020	23/06/2020	20/11/2019	23/01/2020	24/02/2020	06/04/2020	22/04/2020	27/05/2020	17/06/2020	25/09/2020
						Sample_Depth_Avg	4	4	3.5	3	4.5	0.73	0.32	23	23	23	23	11	0.72
						Project_ID	LTC - Phase 2 LTM	LTC - Phase 2 LTM	LTC - Phase 2 LTM	LTC - Phase 2	LTC - Phase 2 LTM	LTC - Phase 2	LTC - Phase 2	LTC - Phase 2 LTM	LTC - Phase 2 LTM	LTC - Phase 2 LTM	LTC - Phase 2 LTM	LTC - Phase 2 LTM	LTC - Phase 2 LTM
				UK Drinking Water Standards	UK Estuaries and coastal waters EQS	UK Freshwater EQS													
Chem_Group	**Analyte**	**Units**	**MDL**																
	Chloromethane	µg/L	1				<1	<1	<1	<1	<1	-	-	-	-	-	-	-	-
	cis-1,2-dichloroethene	µg/L	1	25[#37]			<1	<1	<1	<1	<1	-	-	-	-	-	-	-	-
	Dibromomethane	µg/L	1				<1	<1	<1	<1	<1	-	-	-	-	-	-	-	-
	Dichlorodifluoromethane	µg/L	1				<1	<1	<1	<1	<1	-	-	-	-	-	-	-	-
	Dichloromethane	µg/L	3		20[#2]	20[#2]	<3	<3	<3	<3	<3	-	-	-	-	-	-	-	-
	Isopropylbenzene	µg/L	1				<1	<1	<1	<1	<1	-	-	-	-	-	-	-	-
	n-butylbenzene	µg/L	1				<1	<1	<1	<1	<1	-	-	-	-	-	-	-	-
	n-propylbenzene	µg/L	1				<1	<1	<1	<1	<1	-	-	-	-	-	-	-	-
	p-isopropyltoluene	µg/L	1				<1	<1	<1	<1	<1	-	-	-	-	-	-	-	-
	sec-butylbenzene	µg/L	1				<1	<1	<1	<1	<1	-	-	-	-	-	-	-	-
	Trichloroethene	µg/L	1	5[#38]	10[#2]	10[#2]	<1	<1	<1	<1	<1	-	-	-	-	-	-	-	-
	tert-butylbenzene	µg/L	1				<1	<1	<1	<1	<1	-	-	-	-	-	-	-	-
	Tetrachloroethene	µg/L	1	5[#38]	10[#2]	10[#2]	<1	<1	<1	<1	<1	-	-	-	-	-	-	-	-
	trans-1,2-dichloroethene	µg/L	1	25[#37]			<1	<1	<1	<1	<1	-	-	-	-	-	-	-	-
	Trichlorofluoromethane	µg/L	1				<1	<1	<1	<1	<1	-	-	-	-	-	-	-	-
	Vinyl chloride	µg/L	1	0.5[#1]			<1	<1	<1	<1	<1	-	-	-	-	-	-	-	-
	tert-Amyl methyl ether	µg/L	1				<1	<1	<1	<1	<1	-	-	-	-	-	-	-	-
VOC/SVOC	1,2,3-trichlorobenzene	µg/L	0.01		0.13[#39]	0.13[#39]	<1	<1	<1	<1	<1	-	-	-	-	-	-	-	-
	1,2,4-trichlorobenzene	µg/L	0.01		0.13[#39]	0.13[#39]	<1	<1	<1	<1	<1	-	-	-	-	-	-	-	-
	1,2-dichlorobenzene	µg/L	1		6.7[#40]	6.7[#40]	<1	<1	<1	<1	<1	-	-	-	-	-	-	-	-
	1,3,5-Trichlorobenzene	µg/L	0.01		0.13[#39]	0.13[#39]	<1	<1	<1	<1	<1	-	-	-	-	-	-	-	-
	1,3-dichlorobenzene	µg/L	1		6.7[#40]	6.7[#40]	<1	<1	<1	<1	<1	-	-	-	-	-	-	-	-
	1,4-dichlorobenzene	µg/L	1		6.7[#40]	6.7[#40]	<1	<1	<1	<1	<1	-	-	-	-	-	-	-	-
	Chlorobenzene	µg/L	1	100[#41]			<1	<1	<1	<1	<1	-	-	-	-	-	-	-	-
	Hexachlorobutadiene	µg/L	0.01		0.6(MAC)[#12]	0.6(MAC)[#12]	<1	<1	<1	<1	<1	-	-	-	-	-	-	-	-
SVOC	4-bromophenyl phenyl ether	µg/L	1				<1	<1	<1	<1	<1	-	-	-	-	-	-	-	-
	4-nitroaniline	µg/L	1				<1	<1	<1	<1	<1	-	-	-	-	-	-	-	-

						Location	BH04008	BH04008	BH04008	BH04008	BH04008	BH04010	BH04010	BH04010	BH04010	BH04010	BH04010	BH04010	BH04010
						Sampled_Date_Time	25/03/2020	25/03/2020	21/04/2020	19/05/2020	23/06/2020	20/11/2019	23/01/2020	24/02/2020	06/04/2020	22/04/2020	27/05/2020	17/06/2020	25/09/2020
						Sample_Depth_Avg	4	4	3.5	3	4.5	0.73	0.32	23	23	23	23	11	0.72
						Project_ID	LTC - Phase 2 LTM	LTC - Phase 2 LTM	LTC - Phase 2 LTM	LTC - Phase 2	LTC - Phase 2 LTM	LTC - Phase 2	LTC - Phase 2	LTC - Phase 2 LTM	LTC - Phase 2 LTM	LTC - Phase 2 LTM	LTC - Phase 2 LTM	LTC - Phase 2 LTM	LTC - Phase 2 LTM
				UK Drinking Water Standards	UK Estuaries and coastal waters EQS	UK Freshwater EQS													
Chem_Group	**Analyte**	**Units**	**MDL**																
	4-nitrophenol	µg/L	1				<1	<1	<1	<1	<1	-	-	-	-	-	-	-	-
	2,4,5-trichlorophenol	µg/L	1				<1	<1	<1	<1	<1	-	-	-	-	-	-	-	-
	2,4,6-trichlorophenol	µg/L	1				<1	<1	<1	<1	<1	-	-	-	-	-	-	-	-
	2,4-dichlorophenol	µg/L	1		0.42[#2]	4.2[#2]	<1	<1	<1	<1	<1	-	-	-	-	-	-	-	-
	2,4-dimethylphenol	µg/L	1				<1	<1	<1	<1	<1	-	-	-	-	-	-	-	-
	2,4-dinitrotoluene	µg/L	1				<1	<1	<1	<1	<1	-	-	-	-	-	-	-	-
	2,6-dinitrotoluene	µg/L	1				<1	<1	<1	<1	<1	-	-	-	-	-	-	-	-
	2-chloronaphthalene	µg/L	1				<1	<1	<1	<1	<1	-	-	-	-	-	-	-	-
	2-chlorophenol	µg/L	1		50[#4]	50[#4]	<1	<1	<1	<1	<1	-	-	-	-	-	-	-	-
	2-methylnaphthalene	µg/L	1				<1	<1	<1	<1	<1	-	-	-	-	-	-	-	-
	2-methylphenol	µg/L	1				<1	<1	<1	<1	<1	-	-	-	-	-	-	-	-
	2-nitroaniline	µg/L	1				<1	<1	<1	<1	<1	-	-	-	-	-	-	-	-
	2-nitrophenol	µg/L	1				<1	<1	<1	<1	<1	-	-	-	-	-	-	-	-
	3-nitroaniline	µg/L	1				<1	<1	<1	<1	<1	-	-	-	-	-	-	-	-
	4,6-Dinitro-2-methylphenol	µg/L					-	-	-	-	-	-	-	-	-	-	-	-	-
	4-chloro-3-methylphenol	µg/L	1		40[#4]	40[#4]	<1	<1	<1	<1	<1	-	-	-	-	-	-	-	-
	4-chloroaniline	µg/L	1				<1	<1	<1	<1	<1	-	-	-	-	-	-	-	-
	4-chlorophenyl phenyl ether	µg/L	1				<1	<1	<1	<1	<1	-	-	-	-	-	-	-	-
	4-methylphenol	µg/L	1				<1	<1	<1	<1	<1	-	-	-	-	-	-	-	-
	Azobenzene	µg/L	1				<1	<1	<1	<1	<1	-	-	-	-	-	-	-	-
	Bis(2-chloroethoxy) methane	µg/L	1				<1	<1	<1	<1	<1	-	-	-	-	-	-	-	-
	Bis(2-chloroethyl)ether	µg/L	1				<1	<1	<1	<1	<1	-	-	-	-	-	-	-	-
	Bis(2-ethylhexyl) phthalate	µg/L	2		1.3[#2]	1.3[#2]	<2	<2	<2	<2	<2	-	-	-	-	-	-	-	-
	Butyl benzyl phthalate	µg/L	1		0.75[#2]	7.5[#2]	<1	<1	<1	<1	<1	-	-	-	-	-	-	-	-
	Carbazole	µg/L	1				<1	<1	<1	<1	<1	-	-	-	-	-	-	-	-
	Dibenzofuran	µg/L	1				<1	<1	<1	<1	<1	-	-	-	-	-	-	-	-
	Diethylphthalate	µg/L	1		200[#4]	200[#4]	<1	<1	<1	<1	<1	-	-	-	-	-	-	-	-

						Location	BH04008	BH04008	BH04008	BH04008	BH04008	BH04010	BH04010	BH04010	BH04010	BH04010	BH04010	BH04010	BH04010
						Sampled_Date_Time	25/03/2020	25/03/2020	21/04/2020	19/05/2020	23/06/2020	20/11/2019	23/01/2020	24/02/2020	06/04/2020	22/04/2020	27/05/2020	17/06/2020	25/09/2020
						Sample_Depth_Avg	4	4	3.5	3	4.5	0.73	0.32	23	23	23	23	11	0.72
						Project_ID	LTC - Phase 2 LTM	LTC - Phase 2 LTM	LTC - Phase 2 LTM	LTC - Phase 2	LTC - Phase 2 LTM	LTC - Phase 2	LTC - Phase 2	LTC - Phase 2 LTM	LTC - Phase 2 LTM	LTC - Phase 2 LTM	LTC - Phase 2 LTM	LTC - Phase 2 LTM	LTC - Phase 2 LTM
				UK Drinking Water Standards	UK Estuaries and coastal waters EQS	UK Freshwater EQS													
Chem_Group	**Analyte**	**Units**	**MDL**																
	Dimethyl phthalate	µg/L	1		800[#4]	800[#4]	<1	<1	<1	<1	<1	-	-	-	-	-	-	-	-
	Di-n-butyl phthalate	µg/L	1		8[#4]	8[#4]	<1	<1	<1	<1	<1	-	-	-	-	-	-	-	-
	Di-n-octyl phthalate	µg/L	5		20[#4]	20[#4]	<5	<5	<5	<5	<5	-	-	-	-	-	-	-	-
	Hexachlorobenzene	µg/L	0.01		0.05(MAC)[#12]	0.05(MAC)[#12]	<1	<1	<1	<1	<1	-	-	-	-	-	-	-	-
	Hexachlorocyclopentadiene	µg/L	1				<1	<1	<1	<1	<1	-	-	-	-	-	-	-	-
	Hexachloroethane	µg/L	1				<1	<1	<1	<1	<1	-	-	-	-	-	-	-	-
	Isophorone	µg/L	1				<1	<1	<1	<1	<1	-	-	-	-	-	-	-	-
	Nitrobenzene	µg/L	1				<1	<1	<1	<1	<1	-	-	-	-	-	-	-	-
	N-nitrosodi-n-propylamine	µg/L	1				<1	<1	<1	<1	<1	-	-	-	-	-	-	-	-
	Pentachlorobenzene	µg/L	0.01		0.0007[#2]	0.007[#2]	-	-	-	-	-	-	-	-	-	-	-	-	-
	Pentachloronitrobenzene	µg/L	0.01				-	-	-	-	-	-	-	-	-	-	-	-	-
	Pentachlorophenol	µg/L	1		0.4[#2]	0.4[#2]	<1	<1	<1	<1	<1	-	-	-	-	-	-	-	-
PCB	Heptachlorobiphenyl, 2,3,3,4,4,5,5- (PCB 189)	µg/L	0.015				-	-	-	-	-	-	-	-	-	-	-	-	-
	Hexachlorobiphenyl, 2,3,3,4,4,5- (PCB 156)	µg/L	0.015				-	-	-	-	-	-	-	-	-	-	-	-	-
	Hexachlorobiphenyl, 2,3,3,4,4,5- (PCB 157)	µg/L	0.015				-	-	-	-	-	-	-	-	-	-	-	-	-
	Hexachlorobiphenyl, 2,3,4,4,5,5- (PCB 167)	µg/L	0.015				-	-	-	-	-	-	-	-	-	-	-	-	-
	Hexachlorobiphenyl, 3,3,4,4,5,5- (PCB 169)	µg/L	0.015				-	-	-	-	-	-	-	-	-	-	-	-	-
	PCB 101	µg/L	0.015				-	-	-	-	-	-	-	-	-	-	-	-	-
	PCB 118	µg/L	0.015				-	-	-	-	-	-	-	-	-	-	-	-	-
	PCB 138	µg/L	0.015				-	-	-	-	-	-	-	-	-	-	-	-	-
	PCB 153	µg/L	0.015				-	-	-	-	-	-	-	-	-	-	-	-	-
	PCB 180	µg/L	0.015				-	-	-	-	-	-	-	-	-	-	-	-	-
	PCB 28	µg/L	0.015				-	-	-	-	-	-	-	-	-	-	-	-	-
	PCB 52	µg/L	0.015				-	-	-	-	-	-	-	-	-	-	-	-	-
	Pentachlorobiphenyl, 2,3,3,4,4- (PCB 105)	µg/L	0.015				-	-	-	-	-	-	-	-	-	-	-	-	-
	Pentachlorobiphenyl, 2,3,4,4,5- (PCB 114)	µg/L	0.015				-	-	-	-	-	-	-	-	-	-	-	-	-
	Pentachlorobiphenyl, 2,3,4,4,5- (PCB 123)	µg/L	0.015				-	-	-	-	-	-	-	-	-	-	-	-	-

						Location	BH04008	BH04008	BH04008	BH04008	BH04008	BH04010	BH04010	BH04010	BH04010	BH04010	BH04010	BH04010	BH04010
						Sampled_Date_Time	25/03/2020	25/03/2020	21/04/2020	19/05/2020	23/06/2020	20/11/2019	23/01/2020	24/02/2020	06/04/2020	22/04/2020	27/05/2020	17/06/2020	25/09/2020
						Sample_Depth_Avg	4	4	3.5	3	4.5	0.73	0.32	23	23	23	23	11	0.72
						Project_ID	LTC - Phase 2 LTM	LTC - Phase 2 LTM	LTC - Phase 2 LTM	LTC - Phase 2	LTC - Phase 2 LTM	LTC - Phase 2	LTC - Phase 2	LTC - Phase 2 LTM	LTC - Phase 2 LTM	LTC - Phase 2 LTM	LTC - Phase 2 LTM	LTC - Phase 2 LTM	LTC - Phase 2 LTM
				UK Drinking Water Standards	UK Estuaries and coastal waters EQS	UK Freshwater EQS													
Chem_Group	**Analyte**	**Units**	**MDL**																
	Pentachlorobiphenyl, 3,3,4,4,5- (PCB 126)	µg/L	0.015				-	-	-	-	-	-	-	-	-	-	-	-	-
	Tetrachlorobiphenyl, 3,3,4,4- (PCB 77)	µg/L	0.015				-	-	-	-	-	-	-	-	-	-	-	-	-
	Tetrachlorobiphenyl, 3,4,4,5- (PCB 81)	µg/L	0.015				-	-	-	-	-	-	-	-	-	-	-	-	-
	Total PCB 7 Congeners	µg/L	0.105				-	-	-	-	-	-	-	-	-	-	-	-	-
Phenolics	Xylenols (Filtered)	µg/L	0.5				<0.5	<0.5	<0.5	<0.5	0.9	<0.5	<0.5	<0.5	<0.5	<0.5	<0.5	1.44	<0.5
	Cresol Total (Filtered)	µg/L	0.5				<0.5	<0.5	<0.5	<0.5	<0.5	<0.5	<0.5	<0.5	<0.5	<0.5	<0.5	<0.5	<0.5
	Phenol	µg/L	1	5800[#34]	7.7[#2]	7.7[#2]	<1	<1	<1	<1	<1	-	-	-	-	-	-	-	-
	Phenol (Filtered)	µg/L	0.5	5800[#34]	7.7[#2]	7.7[#2]	<0.5	<0.5	<0.5	<0.5	<0.5	<0.5	<0.5	<0.5	<0.5	<0.5	<0.5	<0.5	<0.5
	Phenols Monohydric (Filtered)	µg/L	0.5				<0.5	<0.5	<0.5	<0.5	0.9	<0.5	<0.5	<0.5	<0.5	<0.5	<0.5	1.44	<0.5
Organotins	Tributyltin	µg/L	0.001		0.0002[#2]	0.0002[#2]	-	-	-	-	-	-	-	-	-	-	-	-	-
Biological	Coliforms Total (Confirmed)	CFU/100mL					-	-	-	-	-	-	-	-	-	-	-	-	-
	Coliforms Total (Presumptive)	CFU/100mL					-	-	-	-	-	-	-	-	-	-	-	-	-
	Escherichia coli (Confirmed)	CFU/100mL					-	-	-	-	-	-	-	-	-	-	-	-	-
	Escherichia coli (Presumptive)	CFU/100mL					-	-	-	-	-	-	-	-	-	-	-	-	-
	Faecal streptococci (Confirmed)	CFU/100mL					-	-	-	-	-	-	-	-	-	-	-	-	-
	Faecal streptococci (Presumptive)	CFU/100mL					-	-	-	-	-	-	-	-	-	-	-	-	-
	Faecal Streptococci cfu/100ml	cfu/100ml										-	-						
	Coliform	cfu/100 ml										-	-						
	Salmonella	Detect					-	-	-	-	-	-	-	-	-	-	-	-	-
Pesticides	1-(3.4-Dichlorophenyl) urea (DCPU)	µg/l					-	-	-	-	-	-	-	-	-	-	-	-	-
	2-(4-Chlorophenoxy)propionic acid, 4-CPP	µg/l					-	-	-	-	-	-	-	-	-	-	-	-	-
	2-amino-N-(isopropyl)benzamide	µg/l					-	-	-	-	-	-	-	-	-	-	-	-	-
	2-Chloro-2.6-diethylacetanilide	µg/l					-	-	-	-	-	-	-	-	-	-	-	-	-
	Acibenzolar-S-methyl	µg/l					-	-	-	-	-	-	-	-	-	-	-	-	-
	Aminopyralid	µg/l					-	-	-	-	-	-	-	-	-	-	-	-	-
	Azoxystrobin	µg/L					-	-	-	-	-	-	-	-	-	-	-	-	-
	BAM	µg/l					-	-	-	-	-	-	-	-	-	-	-	-	-

						Location	BH04008	BH04008	BH04008	BH04008	BH04008	BH04010	BH04010	BH04010	BH04010	BH04010	BH04010	BH04010	BH04010
						Sampled_Date_Time	25/03/2020	25/03/2020	21/04/2020	19/05/2020	23/06/2020	20/11/2019	23/01/2020	24/02/2020	06/04/2020	22/04/2020	27/05/2020	17/06/2020	25/09/2020
						Sample_Depth_Avg	4	4	3.5	3	4.5	0.73	0.32	23	23	23	23	11	0.72
						Project_ID	LTC - Phase 2 LTM	LTC - Phase 2 LTM	LTC - Phase 2 LTM	LTC - Phase 2	LTC - Phase 2 LTM	LTC - Phase 2	LTC - Phase 2	LTC - Phase 2 LTM	LTC - Phase 2 LTM	LTC - Phase 2 LTM	LTC - Phase 2 LTM	LTC - Phase 2 LTM	LTC - Phase 2 LTM
				UK Drinking Water Standards	UK Estuaries and coastal waters EQS	UK Freshwater EQS													
Chem_Group	**Analyte**	**Units**	**MDL**																
	Benalaxyl	µg/l					-	-	-	-	-	-	-	-	-	-	-	-	-
	Bentazone methyl	µg/l					-	-	-	-	-	-	-	-	-	-	-	-	-
	Bifenox	µg/L					-	-	-	-	-	-	-	-	-	-	-	-	-
	Bitertanol	µg/l					-	-	-	-	-	-	-	-	-	-	-	-	-
	Boscalid	µg/l					-	-	-	-	-	-	-	-	-	-	-	-	-
	Cadusafos	µg/l					-	-	-	-	-	-	-	-	-	-	-	-	-
	Carfentrazone-ethyl	µg/L					-	-	-	-	-	-	-	-	-	-	-	-	-
	Chloridazon-desphenyl	µg/l					-	-	-	-	-	-	-	-	-	-	-	-	-
	Chloridazon-methyl desphenyl	µg/l					-	-	-	-	-	-	-	-	-	-	-	-	-
	Chlorotoluron-desmethyl	µg/l					-	-	-	-	-	-	-	-	-	-	-	-	-
	Chlorpropham	µg/L			10[#4]	10[#4]	-	-	-	-	-	-	-	-	-	-	-	-	-
	Clodinafop	µg/l					-	-	-	-	-	-	-	-	-	-	-	-	-
	Clomeprop	µg/l					-	-	-	-	-	-	-	-	-	-	-	-	-
	Crimidine	µg/l					-	-	-	-	-	-	-	-	-	-	-	-	-
	Cybutryne (Irgarol)	µg/l					-	-	-	-	-	-	-	-	-	-	-	-	-
	Cyprazine	µg/l					-	-	-	-	-	-	-	-	-	-	-	-	-
	Cyprodinil	µg/L					-	-	-	-	-	-	-	-	-	-	-	-	-
	Dichlofenthion	µg/l					-	-	-	-	-	-	-	-	-	-	-	-	-
	Dichlormid	µg/l					-	-	-	-	-	-	-	-	-	-	-	-	-
	Diethofencarb	µg/l					-	-	-	-	-	-	-	-	-	-	-	-	-
	Difenacoum	µg/l					-	-	-	-	-	-	-	-	-	-	-	-	-
	Dimefuron	µg/l					-	-	-	-	-	-	-	-	-	-	-	-	-
	Dimethachlo	µg/l					-	-	-	-	-	-	-	-	-	-	-	-	-
	Dimethenamid	µg/l					-	-	-	-	-	-	-	-	-	-	-	-	-
	Dimethomorph	µg/l					-	-	-	-	-	-	-	-	-	-	-	-	-
	Dinoterb	µg/l					-	-	-	-	-	-	-	-	-	-	-	-	-
	Diuron desmethyl (DCPMU)	µg/l					-	-	-	-	-	-	-	-	-	-	-	-	-

						Location	BH04008	BH04008	BH04008	BH04008	BH04008	BH04010	BH04010	BH04010	BH04010	BH04010	BH04010	BH04010	BH04010
						Sampled_Date_Time	25/03/2020	25/03/2020	21/04/2020	19/05/2020	23/06/2020	20/11/2019	23/01/2020	24/02/2020	06/04/2020	22/04/2020	27/05/2020	17/06/2020	25/09/2020
						Sample_Depth_Avg	4	4	3.5	3	4.5	0.73	0.32	23	23	23	23	11	0.72
						Project_ID	LTC - Phase 2 LTM	LTC - Phase 2 LTM	LTC - Phase 2 LTM	LTC - Phase 2	LTC - Phase 2 LTM	LTC - Phase 2	LTC - Phase 2	LTC - Phase 2 LTM	LTC - Phase 2 LTM	LTC - Phase 2 LTM	LTC - Phase 2 LTM	LTC - Phase 2 LTM	LTC - Phase 2 LTM
				UK Drinking Water Standards	UK Estuaries and coastal waters EQS	UK Freshwater EQS													
Chem_Group	**Analyte**	**Units**	**MDL**																
	Epoxiconazole	µg/l					-	-	-	-	-	-	-	-	-	-	-	-	-
	Etrimphos	µg/L	0.01				-	-	-	-	-	-	-	-	-	-	-	-	-
	Fenoxaprop	µg/l					-	-	-	-	-	-	-	-	-	-	-	-	-
	Fenpropidin	µg/l					-	-	-	-	-	-	-	-	-	-	-	-	-
	Fenuron	µg/l					-	-	-	-	-	-	-	-	-	-	-	-	-
	Fipronil	µg/L					-	-	-	-	-	-	-	-	-	-	-	-	-
	Florasulam	µg/l					-	-	-	-	-	-	-	-	-	-	-	-	-
	Fluazifop	µg/l					-	-	-	-	-	-	-	-	-	-	-	-	-
	Fluazifop-P-butyl	µg/L					-	-	-	-	-	-	-	-	-	-	-	-	-
	Foramsulfuron	µg/l					-	-	-	-	-	-	-	-	-	-	-	-	-
	Furathiocarb	µg/l					-	-	-	-	-	-	-	-	-	-	-	-	-
	Haloxyfop	µg/l					-	-	-	-	-	-	-	-	-	-	-	-	-
	Haloxyfop-p-methyl	µg/l					-	-	-	-	-	-	-	-	-	-	-	-	-
	Heptachlor epoxide	µg/L	0.01	0.03[#1]			-	-	-	-	-	-	-	-	-	-	-	-	-
	Imazamox	µg/l					-	-	-	-	-	-	-	-	-	-	-	-	-
	Indoxacarb	µg/L					-	-	-	-	-	-	-	-	-	-	-	-	-
	Isoproturon-desmethyl	µg/l					-	-	-	-	-	-	-	-	-	-	-	-	-
	Isoproturon-monodesmethyl	µg/l					-	-	-	-	-	-	-	-	-	-	-	-	-
	Isopyrazam	µg/l					-	-	-	-	-	-	-	-	-	-	-	-	-
	Kresoxim-methyl	µg/l					-	-	-	-	-	-	-	-	-	-	-	-	-
	Malaoxon	µg/l					-	-	-	-	-	-	-	-	-	-	-	-	-
	Mandipropamid	µg/l					-	-	-	-	-	-	-	-	-	-	-	-	-
	Mecarbam	µg/l					-	-	-	-	-	-	-	-	-	-	-	-	-
	Mesotrione	µg/l					-	-	-	-	-	-	-	-	-	-	-	-	-
	Metconazole	µg/l					-	-	-	-	-	-	-	-	-	-	-	-	-
	Metribuzin-desamino	µg/l					-	-	-	-	-	-	-	-	-	-	-	-	-
	Naptalam	µg/l					-	-	-	-	-	-	-	-	-	-	-	-	-

						Location	BH04008	BH04008	BH04008	BH04008	BH04008	BH04010	BH04010	BH04010	BH04010	BH04010	BH04010	BH04010	BH04010
						Sampled_Date_Time	25/03/2020	25/03/2020	21/04/2020	19/05/2020	23/06/2020	20/11/2019	23/01/2020	24/02/2020	06/04/2020	22/04/2020	27/05/2020	17/06/2020	25/09/2020
						Sample_Depth_Avg	4	4	3.5	3	4.5	0.73	0.32	23	23	23	23	11	0.72
						Project_ID	LTC - Phase 2 LTM	LTC - Phase 2 LTM	LTC - Phase 2 LTM	LTC - Phase 2	LTC - Phase 2 LTM	LTC - Phase 2	LTC - Phase 2	LTC - Phase 2 LTM	LTC - Phase 2 LTM	LTC - Phase 2 LTM	LTC - Phase 2 LTM	LTC - Phase 2 LTM	LTC - Phase 2 LTM
				UK Drinking Water Standards	UK Estuaries and coastal waters EQS	UK Freshwater EQS													
Chem_Group	**Analyte**	**Units**	**MDL**																
	Nicosulfuron	µg/l					-	-	-	-	-	-	-	-	-	-	-	-	-
	Nuarimol	µg/l					-	-	-	-	-	-	-	-	-	-	-	-	-
	Oxadixyl	µg/l					-	-	-	-	-	-	-	-	-	-	-	-	-
	Paraoxon-ethyl	µg/l					-	-	-	-	-	-	-	-	-	-	-	-	-
	Parathion-ethyl	µg/l					-	-	-	-	-	-	-	-	-	-	-	-	-
	Penconazole	µg/l					-	-	-	-	-	-	-	-	-	-	-	-	-
	Pencycuron	µg/l					-	-	-	-	-	-	-	-	-	-	-	-	-
	Phosphamidon II (E)	µg/l	0.01				-	-	-	-	-	-	-	-	-	-	-	-	-
	Pretilachlor	µg/l					-	-	-	-	-	-	-	-	-	-	-	-	-
	Primisulfuron-methyl	µg/l					-	-	-	-	-	-	-	-	-	-	-	-	-
	Prodiamine	µg/l					-	-	-	-	-	-	-	-	-	-	-	-	-
	Propaquizafop	µg/l					-	-	-	-	-	-	-	-	-	-	-	-	-
	Propetamphos	µg/L	0.01		0.03[#4]	0.03[#4]	-	-	-	-	-	-	-	-	-	-	-	-	-
	Prosulfocarb	µg/l					-	-	-	-	-	-	-	-	-	-	-	-	-
	Prothioconazole	µg/l					-	-	-	-	-	-	-	-	-	-	-	-	-
	Pyribenzoxim	µg/l					-	-	-	-	-	-	-	-	-	-	-	-	-
	Quinmerac	µg/l					-	-	-	-	-	-	-	-	-	-	-	-	-
	Quizalofop	µg/l					-	-	-	-	-	-	-	-	-	-	-	-	-
	Rimsulfuron	µg/l					-	-	-	-	-	-	-	-	-	-	-	-	-
	Sebuthylazine	µg/l					-	-	-	-	-	-	-	-	-	-	-	-	-
	Simazine-2-hydroxy	µg/l					-	-	-	-	-	-	-	-	-	-	-	-	-
	Sodium Acifluorfen	µg/L					-	-	-	-	-	-	-	-	-	-	-	-	-
	Sulfosulfuron	µg/l					-	-	-	-	-	-	-	-	-	-	-	-	-
	Tecnazene	µg/L	0.01		1[#4]	1[#4]	-	-	-	-	-	-	-	-	-	-	-	-	-
	Teflubenzuron	µg/l					-	-	-	-	-	-	-	-	-	-	-	-	-
	Terbuthylazine-desethyl	µg/l					-	-	-	-	-	-	-	-	-	-	-	-	-
	Terbuthylazine-desethyl-2-hydroxy	µg/l					-	-	-	-	-	-	-	-	-	-	-	-	-

						Location	BH04008	BH04008	BH04008	BH04008	BH04008	BH04010	BH04010	BH04010	BH04010	BH04010	BH04010	BH04010	BH04010
						Sampled_Date_Time	25/03/2020	25/03/2020	21/04/2020	19/05/2020	23/06/2020	20/11/2019	23/01/2020	24/02/2020	06/04/2020	22/04/2020	27/05/2020	17/06/2020	25/09/2020
						Sample_Depth_Avg	4	4	3.5	3	4.5	0.73	0.32	23	23	23	23	11	0.72
						Project_ID	LTC - Phase 2 LTM	LTC - Phase 2 LTM	LTC - Phase 2 LTM	LTC - Phase 2	LTC - Phase 2 LTM	LTC - Phase 2	LTC - Phase 2	LTC - Phase 2 LTM	LTC - Phase 2 LTM	LTC - Phase 2 LTM	LTC - Phase 2 LTM	LTC - Phase 2 LTM	LTC - Phase 2 LTM
				UK Drinking Water Standards	UK Estuaries and coastal waters EQS	UK Freshwater EQS													
Chem_Group	**Analyte**	**Units**	**MDL**																
	Terbuthylazine-hydroxy	µg/l					-	-	-	-	-	-	-	-	-	-	-	-	-
	Thiabendazole	µg/L			5[#4]	5[#4]	-	-	-	-	-	-	-	-	-	-	-	-	-
	Thiamethoxam	µg/L					-	-	-	-	-	-	-	-	-	-	-	-	-
	Tribenuron-methyl	µg/L					-	-	-	-	-	-	-	-	-	-	-	-	-
	Trietazine	µg/L	0.01				-	-	-	-	-	-	-	-	-	-	-	-	-
	Trifloxysulfuron-sodium	µg/l					-	-	-	-	-	-	-	-	-	-	-	-	-
	Triflusulfuron-methyl	µg/l					-	-	-	-	-	-	-	-	-	-	-	-	-
	Triforine	µg/l					-	-	-	-	-	-	-	-	-	-	-	-	-
	Triticonazole	µg/l					-	-	-	-	-	-	-	-	-	-	-	-	-
	Desmetryn	mg/L					-	-	-	-	-	-	-	-	-	-	-	-	-
	Simetryn	mg/L					-	-	-	-	-	-	-	-	-	-	-	-	-
	Clothianidin	µg/L					-	-	-	-	-	-	-	-	-	-	-	-	-
	Cymoxanil	µg/L					-	-	-	-	-	-	-	-	-	-	-	-	-
	Fluazifop-butyl	µg/L					-	-	-	-	-	-	-	-	-	-	-	-	-
	Imazamethabenz-methyl	µg/L					-	-	-	-	-	-	-	-	-	-	-	-	-
	Mesosulfuron-methyl	µg/L					-	-	-	-	-	-	-	-	-	-	-	-	-
	Metamitron	µg/L					-	-	-	-	-	-	-	-	-	-	-	-	-
	Metobromuron	µg/L					-	-	-	-	-	-	-	-	-	-	-	-	-
	Monuron	µg/L					-	-	-	-	-	-	-	-	-	-	-	-	-
	Secbumeton	µg/L					-	-	-	-	-	-	-	-	-	-	-	-	-
	Spiroxamine	µg/L					-	-	-	-	-	-	-	-	-	-	-	-	-
	Clomazon	µg/L					-	-	-	-	-	-	-	-	-	-	-	-	-
	Metazachlor	µg/L	0.01				-	-	-	-	-	-	-	-	-	-	-	-	-
	Methabenzthiazuran	µg/L					-	-	-	-	-	-	-	-	-	-	-	-	-
	Iprovalicarb	µg/L					-	-	-	-	-	-	-	-	-	-	-	-	-
	Chloroxuron	µg/L					-	-	-	-	-	-	-	-	-	-	-	-	-
	Neburon	µg/L					-	-	-	-	-	-	-	-	-	-	-	-	-

						Location	BH04008	BH04008	BH04008	BH04008	BH04008	BH04010	BH04010	BH04010	BH04010	BH04010	BH04010	BH04010	BH04010
						Sampled_Date_Time	25/03/2020	25/03/2020	21/04/2020	19/05/2020	23/06/2020	20/11/2019	23/01/2020	24/02/2020	06/04/2020	22/04/2020	27/05/2020	17/06/2020	25/09/2020
						Sample_Depth_Avg	4	4	3.5	3	4.5	0.73	0.32	23	23	23	23	11	0.72
						Project_ID	LTC - Phase 2 LTM	LTC - Phase 2 LTM	LTC - Phase 2 LTM	LTC - Phase 2	LTC - Phase 2 LTM	LTC - Phase 2	LTC - Phase 2	LTC - Phase 2 LTM	LTC - Phase 2 LTM	LTC - Phase 2 LTM	LTC - Phase 2 LTM	LTC - Phase 2 LTM	LTC - Phase 2 LTM
				UK Drinking Water Standards	UK Estuaries and coastal waters EQS	UK Freshwater EQS													
Chem_Group	**Analyte**	**Units**	**MDL**																
	Metribuzin	µg/L					-	-	-	-	-	-	-	-	-	-	-	-	-
	2,3,6-Trichlorobenzoic Acid (Tba)	µg/L					-	-	-	-	-	-	-	-	-	-	-	-	-
	2,4,5-Trichlorophenoxy Acetic Acid	µg/L					-	-	-	-	-	-	-	-	-	-	-	-	-
	2,4,5-TP (Silvex)	µg/L					-	-	-	-	-	-	-	-	-	-	-	-	-
	Pyrimethanil	µg/L					-	-	-	-	-	-	-	-	-	-	-	-	-
	Hedonal	µg/L			0.3[#2]	0.3[#2]	-	-	-	-	-	-	-	-	-	-	-	-	-
	2,4-DDT	µg/L	0.01		0.00625[#42]	0.00625[#42]	-	-	-	-	-	-	-	-	-	-	-	-	-
	Propachlor	µg/L	0.01				-	-	-	-	-	-	-	-	-	-	-	-	-
	Propamocarb	µg/L					-	-	-	-	-	-	-	-	-	-	-	-	-
	2,4-Dichlorprop	µg/L					-	-	-	-	-	-	-	-	-	-	-	-	-
	3-Hydroxy Carbofuran	µg/L					-	-	-	-	-	-	-	-	-	-	-	-	-
	4-(2,4-Dichlorophenoxy)butyric Acid (2,4-DB)	µg/L					-	-	-	-	-	-	-	-	-	-	-	-	-
	4,4-DDE	µg/L	0.01		0.00625[#42]	0.00625[#42]	-	-	-	-	-	-	-	-	-	-	-	-	-
	4-Bromo-3,5-dimethylphenyl-N-methylcarbamate	µg/L					-	-	-	-	-	-	-	-	-	-	-	-	-
	a-BHC	µg/L	0.01				-	-	-	-	-	-	-	-	-	-	-	-	-
	Acetochlor	µg/L					-	-	-	-	-	-	-	-	-	-	-	-	-
	Aldicarb	µg/L					-	-	-	-	-	-	-	-	-	-	-	-	-
	Aldicarb sulfone	µg/L					-	-	-	-	-	-	-	-	-	-	-	-	-
	Aldrin	µg/L	0.01	0.03[#1]	0.00125[#43]	0.0025[#44]	-	-	-	-	-	-	-	-	-	-	-	-	-
	Ametryn	µg/L					-	-	-	-	-	-	-	-	-	-	-	-	-
	Amidosulfuron	µg/L					-	-	-	-	-	-	-	-	-	-	-	-	-
	Acetamiprid	µg/L					-	-	-	-	-	-	-	-	-	-	-	-	-
	Aclonifen	µg/L					-	-	-	-	-	-	-	-	-	-	-	-	-
	Actril (Ioxynil)	µg/L			10[#4]	10[#4]	-	-	-	-	-	-	-	-	-	-	-	-	-
	Atraton	µg/L					-	-	-	-	-	-	-	-	-	-	-	-	-
	Atrazine	µg/L	0.01		0.6[#2]	0.6[#2]	-	-	-	-	-	-	-	-	-	-	-	-	-
	Azinophos methyl	µg/L	0.02		0.01[#8]	0.01[#8]	-	-	-	-	-	-	-	-	-	-	-	-	-

						Location	BH04008	BH04008	BH04008	BH04008	BH04008	BH04010	BH04010	BH04010	BH04010	BH04010	BH04010	BH04010	BH04010
						Sampled_Date_Time	25/03/2020	25/03/2020	21/04/2020	19/05/2020	23/06/2020	20/11/2019	23/01/2020	24/02/2020	06/04/2020	22/04/2020	27/05/2020	17/06/2020	25/09/2020
						Sample_Depth_Avg	4	4	3.5	3	4.5	0.73	0.32	23	23	23	23	11	0.72
						Project_ID	LTC - Phase 2 LTM	LTC - Phase 2 LTM	LTC - Phase 2 LTM	LTC - Phase 2	LTC - Phase 2 LTM	LTC - Phase 2	LTC - Phase 2	LTC - Phase 2 LTM	LTC - Phase 2 LTM	LTC - Phase 2 LTM	LTC - Phase 2 LTM	LTC - Phase 2 LTM	LTC - Phase 2 LTM
				UK Drinking Water Standards	UK Estuaries and coastal waters EQS	UK Freshwater EQS													
Chem_Group	**Analyte**	**Units**	**MDL**																
	Baygon	µg/L					-	-	-	-	-	-	-	-	-	-	-	-	-
	b-BHC	µg/L	0.01				-	-	-	-	-	-	-	-	-	-	-	-	-
	Benazolin	µg/L					-	-	-	-	-	-	-	-	-	-	-	-	-
	Bendiocarb	µg/L					-	-	-	-	-	-	-	-	-	-	-	-	-
	Bentazone	µg/L			500[#4]	500[#4]	-	-	-	-	-	-	-	-	-	-	-	-	-
	Bidrin	µg/L					-	-	-	-	-	-	-	-	-	-	-	-	-
	Bromacil	µg/L					-	-	-	-	-	-	-	-	-	-	-	-	-
	Bromazil	µg/L					-	-	-	-	-	-	-	-	-	-	-	-	-
	Bromophos-ethyl	µg/L					-	-	-	-	-	-	-	-	-	-	-	-	-
	Bromoxynil	µg/L			100[#4]	100[#4]	-	-	-	-	-	-	-	-	-	-	-	-	-
	Carbaryl	µg/L					-	-	-	-	-	-	-	-	-	-	-	-	-
	Carbendazim	µg/L				0.15[#4]	-	-	-	-	-	-	-	-	-	-	-	-	-
	Carbetamide	µg/L					-	-	-	-	-	-	-	-	-	-	-	-	-
	Carbofuran	µg/L					-	-	-	-	-	-	-	-	-	-	-	-	-
	Carbophenothion	µg/L	0.01				-	-	-	-	-	-	-	-	-	-	-	-	-
	Carboxin	µg/L					-	-	-	-	-	-	-	-	-	-	-	-	-
	Chlorbromuron	µg/L					-	-	-	-	-	-	-	-	-	-	-	-	-
	Chlordane (cis)	µg/L	0.01				-	-	-	-	-	-	-	-	-	-	-	-	-
	Azinphos Ethyl	µg/L	0.02				-	-	-	-	-	-	-	-	-	-	-	-	-
	Chlordane (trans)	µg/L	0.01				-	-	-	-	-	-	-	-	-	-	-	-	-
	Chlorfenvinphos	µg/L	0.01		0.1[#2]	0.1[#2]	-	-	-	-	-	-	-	-	-	-	-	-	-
	Chloridazon	µg/L					-	-	-	-	-	-	-	-	-	-	-	-	-
	Chlorotoluron	µg/L			2[#4]	2[#4]	-	-	-	-	-	-	-	-	-	-	-	-	-
	Chlorpyrifos	µg/L	0.01		0.03[#2]		-	-	-	-	-	-	-	-	-	-	-	-	-
	Chlorpyrifos-methyl	µg/L	0.01				-	-	-	-	-	-	-	-	-	-	-	-	-
	Chlorsulfuron	µg/L					-	-	-	-	-	-	-	-	-	-	-	-	-
	Clopyralid	µg/L					-	-	-	-	-	-	-	-	-	-	-	-	-

						Location	BH04008	BH04008	BH04008	BH04008	BH04008	BH04010	BH04010	BH04010	BH04010	BH04010	BH04010	BH04010	BH04010
						Sampled_Date_Time	25/03/2020	25/03/2020	21/04/2020	19/05/2020	23/06/2020	20/11/2019	23/01/2020	24/02/2020	06/04/2020	22/04/2020	27/05/2020	17/06/2020	25/09/2020
						Sample_Depth_Avg	4	4	3.5	3	4.5	0.73	0.32	23	23	23	23	11	0.72
						Project_ID	LTC - Phase 2 LTM	LTC - Phase 2 LTM	LTC - Phase 2 LTM	LTC - Phase 2	LTC - Phase 2 LTM	LTC - Phase 2	LTC - Phase 2	LTC - Phase 2 LTM	LTC - Phase 2 LTM	LTC - Phase 2 LTM	LTC - Phase 2 LTM	LTC - Phase 2 LTM	LTC - Phase 2 LTM
				UK Drinking Water Standards	UK Estuaries and coastal waters EQS	UK Freshwater EQS													
Chem_Group	**Analyte**	**Units**	**MDL**																
	Coumaphos	µg/L	0.01		0.03[#4]	0.03[#4]	-	-	-	-	-	-	-	-	-	-	-	-	-
	Cyanazine	µg/L	0.01				-	-	-	-	-	-	-	-	-	-	-	-	-
	Cyproconazole	µg/L					-	-	-	-	-	-	-	-	-	-	-	-	-
	Cyromazine	µg/L					-	-	-	-	-	-	-	-	-	-	-	-	-
	d-BHC	µg/L	0.01				-	-	-	-	-	-	-	-	-	-	-	-	-
	DDD	µg/L	0.01		0.00625[#42]	0.00625[#42]	-	-	-	-	-	-	-	-	-	-	-	-	-
	DDT	µg/L	0.01		0.01[#45]	0.01[#45]	-	-	-	-	-	-	-	-	-	-	-	-	-
	Deisopropylatrazine	µg/L					-	-	-	-	-	-	-	-	-	-	-	-	-
	Chlorothalonil	µg/L	0.01			0.035[#2]	-	-	-	-	-	-	-	-	-	-	-	-	-
	Deethylatrazine	µg/L					-	-	-	-	-	-	-	-	-	-	-	-	-
	Demeton-S-methyl	µg/L	0.01				-	-	-	-	-	-	-	-	-	-	-	-	-
	Diazinon	µg/L	0.01		0.01[#2]	0.01[#2]	-	-	-	-	-	-	-	-	-	-	-	-	-
	Dicamba	µg/L					-	-	-	-	-	-	-	-	-	-	-	-	-
	Dichlobenil	µg/L	0.01				-	-	-	-	-	-	-	-	-	-	-	-	-
	Dichlorvos	µg/L	0.01		0.04[#4]	0.001[#4]	-	-	-	-	-	-	-	-	-	-	-	-	-
	Diclofop	µg/L					-	-	-	-	-	-	-	-	-	-	-	-	-
	Dieldrin	µg/L	0.01	0.03[#1]	0.00125[#43]	0.0025[#44]	-	-	-	-	-	-	-	-	-	-	-	-	-
	Difenoconazole	µg/L					-	-	-	-	-	-	-	-	-	-	-	-	-
	Difenoxuron	µg/L					-	-	-	-	-	-	-	-	-	-	-	-	-
	Diflubenzuron	µg/L			0.005[#4]	0.001[#4]	-	-	-	-	-	-	-	-	-	-	-	-	-
	Diflufenican	µg/L					-	-	-	-	-	-	-	-	-	-	-	-	-
	Dimethoate	µg/L	0.01		0.48[#2]	0.48[#2]	-	-	-	-	-	-	-	-	-	-	-	-	-
	Dinoseb	µg/L					-	-	-	-	-	-	-	-	-	-	-	-	-
	Disulfoton	µg/L	0.01				-	-	-	-	-	-	-	-	-	-	-	-	-
	Diuron	µg/L			0.2[#2]	0.2[#2]	-	-	-	-	-	-	-	-	-	-	-	-	-
	Endosulfan I	µg/L	0.01				-	-	-	-	-	-	-	-	-	-	-	-	-
	Endosulfan II	µg/L	0.02				-	-	-	-	-	-	-	-	-	-	-	-	-

						Location	BH04008	BH04008	BH04008	BH04008	BH04008	BH04010	BH04010	BH04010	BH04010	BH04010	BH04010	BH04010	BH04010
						Sampled_Date_Time	25/03/2020	25/03/2020	21/04/2020	19/05/2020	23/06/2020	20/11/2019	23/01/2020	24/02/2020	06/04/2020	22/04/2020	27/05/2020	17/06/2020	25/09/2020
						Sample_Depth_Avg	4	4	3.5	3	4.5	0.73	0.32	23	23	23	23	11	0.72
						Project_ID	LTC - Phase 2 LTM	LTC - Phase 2 LTM	LTC - Phase 2 LTM	LTC - Phase 2	LTC - Phase 2 LTM	LTC - Phase 2	LTC - Phase 2	LTC - Phase 2 LTM	LTC - Phase 2 LTM	LTC - Phase 2 LTM	LTC - Phase 2 LTM	LTC - Phase 2 LTM	LTC - Phase 2 LTM
				UK Drinking Water Standards	UK Estuaries and coastal waters EQS	UK Freshwater EQS													
Chem_Group	**Analyte**	**Units**	**MDL**																
	Endosulfan sulphate	µg/L	0.02				-	-	-	-	-	-	-	-	-	-	-	-	-
	Endrin	µg/L	0.01		0.00125[#43]	0.0025[#44]	-	-	-	-	-	-	-	-	-	-	-	-	-
	s-Ethyl dipropylthiocarbamate	µg/L					-	-	-	-	-	-	-	-	-	-	-	-	-
	Ethiofencarb	µg/L					-	-	-	-	-	-	-	-	-	-	-	-	-
	Ethion	µg/L	0.01				-	-	-	-	-	-	-	-	-	-	-	-	-
	Ethoprop	µg/L					-	-	-	-	-	-	-	-	-	-	-	-	-
	Ethofumesate	µg/L					-	-	-	-	-	-	-	-	-	-	-	-	-
	Etridiazole	µg/L	0.01				-	-	-	-	-	-	-	-	-	-	-	-	-
	Fenamiphos	µg/L					-	-	-	-	-	-	-	-	-	-	-	-	-
	Fenarimol	µg/L					-	-	-	-	-	-	-	-	-	-	-	-	-
	Fenitrothion	µg/L	0.01		0.01[#4]	0.01[#4]	-	-	-	-	-	-	-	-	-	-	-	-	-
	Fensulfothion	µg/L					-	-	-	-	-	-	-	-	-	-	-	-	-
	Fenhexamid	µg/L					-	-	-	-	-	-	-	-	-	-	-	-	-
	Fenoxycarb	µg/L					-	-	-	-	-	-	-	-	-	-	-	-	-
	Fenthion	µg/L	0.01				-	-	-	-	-	-	-	-	-	-	-	-	-
	Fenpropimorf	µg/L					-	-	-	-	-	-	-	-	-	-	-	-	-
	Fluroxypyr	µg/L					-	-	-	-	-	-	-	-	-	-	-	-	-
	Flutolanil	µg/L					-	-	-	-	-	-	-	-	-	-	-	-	-
	Fonofos	µg/L					-	-	-	-	-	-	-	-	-	-	-	-	-
	EPTC	µg/L										-	-						
	g-BHC (Lindane)	µg/L	0.01				-	-	-	-	-	-	-	-	-	-	-	-	-
	Haloxyfop-methyl	µg/L					-	-	-	-	-	-	-	-	-	-	-	-	-
	Thifensulfuron	µg/L					-	-	-	-	-	-	-	-	-	-	-	-	-
	Heptachlor	µg/L	0.01	0.03[#1]			-	-	-	-	-	-	-	-	-	-	-	-	-
	Hexaconazole	µg/L					-	-	-	-	-	-	-	-	-	-	-	-	-
	Hexazinone	µg/L					-	-	-	-	-	-	-	-	-	-	-	-	-
	Hydroxyatrazine	µg/L					-	-	-	-	-	-	-	-	-	-	-	-	-

						Location	BH04008	BH04008	BH04008	BH04008	BH04008	BH04010	BH04010	BH04010	BH04010	BH04010	BH04010	BH04010	BH04010
						Sampled_Date_Time	25/03/2020	25/03/2020	21/04/2020	19/05/2020	23/06/2020	20/11/2019	23/01/2020	24/02/2020	06/04/2020	22/04/2020	27/05/2020	17/06/2020	25/09/2020
						Sample_Depth_Avg	4	4	3.5	3	4.5	0.73	0.32	23	23	23	23	11	0.72
						Project_ID	LTC - Phase 2 LTM	LTC - Phase 2 LTM	LTC - Phase 2 LTM	LTC - Phase 2	LTC - Phase 2 LTM	LTC - Phase 2	LTC - Phase 2	LTC - Phase 2 LTM	LTC - Phase 2 LTM	LTC - Phase 2 LTM	LTC - Phase 2 LTM	LTC - Phase 2 LTM	LTC - Phase 2 LTM
				UK Drinking Water Standards	UK Estuaries and coastal waters EQS	UK Freshwater EQS													
Chem_Group	**Analyte**	**Units**	**MDL**																
	Iprodione	µg/L					-	-	-	-	-	-	-	-	-	-	-	-	-
	Isodrin	µg/L	0.01		0.00125[#43]	0.0025[#44]	-	-	-	-	-	-	-	-	-	-	-	-	-
	Isoproturon	µg/L			0.3[#2]	0.3[#2]	-	-	-	-	-	-	-	-	-	-	-	-	-
	Linuron	µg/L			0.5[#2]	0.5[#2]	-	-	-	-	-	-	-	-	-	-	-	-	-
	Malathion	µg/L	0.01		0.02[#4]	0.01[#4]	-	-	-	-	-	-	-	-	-	-	-	-	-
	2-Methyl-4-chlorophenoxyacetic acid	µg/L					-	-	-	-	-	-	-	-	-	-	-	-	-
	2-Methyl-4-Chlorophenoxy Butanoic Acid	µg/L					-	-	-	-	-	-	-	-	-	-	-	-	-
	Mecoprop	µg/L			18[#2]	18[#2]	-	-	-	-	-	-	-	-	-	-	-	-	-
	Mefenpyr-diethyl	µg/L					-	-	-	-	-	-	-	-	-	-	-	-	-
	Metachlor	µg/L	0.01		0.3[#2]	0.3[#2]	-	-	-	-	-	-	-	-	-	-	-	-	-
	Metalaxyl	µg/L					-	-	-	-	-	-	-	-	-	-	-	-	-
	Methamidophos	µg/L					-	-	-	-	-	-	-	-	-	-	-	-	-
	Methidathion	µg/L					-	-	-	-	-	-	-	-	-	-	-	-	-
	Methiocarb	µg/L				0.01[#4]	-	-	-	-	-	-	-	-	-	-	-	-	-
	Methomyl	µg/L					-	-	-	-	-	-	-	-	-	-	-	-	-
	Methoxychlor	µg/L	0.01				-	-	-	-	-	-	-	-	-	-	-	-	-
	Methoxyfenozide	µg/L					-	-	-	-	-	-	-	-	-	-	-	-	-
	Methyl parathion	µg/L	0.01				-	-	-	-	-	-	-	-	-	-	-	-	-
	Metolachlor	µg/L					-	-	-	-	-	-	-	-	-	-	-	-	-
	Metoxuron	µg/L					-	-	-	-	-	-	-	-	-	-	-	-	-
	Metsulfuron Methyl	µg/L					-	-	-	-	-	-	-	-	-	-	-	-	-
	Mevinphos (Phosdrin)	µg/L	0.01			0.02(MAC)[#46]	-	-	-	-	-	-	-	-	-	-	-	-	-
	Molinate	µg/L					-	-	-	-	-	-	-	-	-	-	-	-	-
	Monlinuran	µg/L					-	-	-	-	-	-	-	-	-	-	-	-	-
	Monocrotophos	µg/L					-	-	-	-	-	-	-	-	-	-	-	-	-
	Napropamide	µg/L					-	-	-	-	-	-	-	-	-	-	-	-	-
	Flusilazole (NuStar)	µg/L					-	-	-	-	-	-	-	-	-	-	-	-	-

						Location	BH04008	BH04008	BH04008	BH04008	BH04008	BH04010	BH04010	BH04010	BH04010	BH04010	BH04010	BH04010	BH04010
						Sampled_Date_Time	25/03/2020	25/03/2020	21/04/2020	19/05/2020	23/06/2020	20/11/2019	23/01/2020	24/02/2020	06/04/2020	22/04/2020	27/05/2020	17/06/2020	25/09/2020
						Sample_Depth_Avg	4	4	3.5	3	4.5	0.73	0.32	23	23	23	23	11	0.72
						Project_ID	LTC - Phase 2 LTM	LTC - Phase 2 LTM	LTC - Phase 2 LTM	LTC - Phase 2	LTC - Phase 2 LTM	LTC - Phase 2	LTC - Phase 2	LTC - Phase 2 LTM	LTC - Phase 2 LTM	LTC - Phase 2 LTM	LTC - Phase 2 LTM	LTC - Phase 2 LTM	LTC - Phase 2 LTM
				UK Drinking Water Standards	UK Estuaries and coastal waters EQS	UK Freshwater EQS													
Chem_Group	**Analyte**	**Units**	**MDL**																
	o,p-DDD	µg/L	0.01				-	-	-	-	-	-	-	-	-	-	-	-	-
	o,p'-DDE	µg/L	0.01				-	-	-	-	-	-	-	-	-	-	-	-	-
	o,p-Methoxychlor	µg/L	0.01				-	-	-	-	-	-	-	-	-	-	-	-	-
	Omethoate	µg/L	0.01			0.01[#4]	-	-	-	-	-	-	-	-	-	-	-	-	-
	Oxamyl	µg/L					-	-	-	-	-	-	-	-	-	-	-	-	-
	Paclobutrazol	µg/L					-	-	-	-	-	-	-	-	-	-	-	-	-
	Methyl Paraoxon	µg/L					-	-	-	-	-	-	-	-	-	-	-	-	-
	Parathion	µg/L	0.01				-	-	-	-	-	-	-	-	-	-	-	-	-
	Pendimethalin	µg/L	0.01			0.3[#2]	-	-	-	-	-	-	-	-	-	-	-	-	-
	Imidacloprid	µg/L					-	-	-	-	-	-	-	-	-	-	-	-	-
	Permethrin	µg/L	0.01		0.0002[#4]	0.001[#4]	-	-	-	-	-	-	-	-	-	-	-	-	-
	Permethrin II	µg/L	0.01				-	-	-	-	-	-	-	-	-	-	-	-	-
	Phorate	µg/L	0.01				-	-	-	-	-	-	-	-	-	-	-	-	-
	Phosmet	µg/L					-	-	-	-	-	-	-	-	-	-	-	-	-
	Lenacil	µg/L					-	-	-	-	-	-	-	-	-	-	-	-	-
	Picloram	µg/L					-	-	-	-	-	-	-	-	-	-	-	-	-
	Picoxystrobin	µg/L					-	-	-	-	-	-	-	-	-	-	-	-	-
	Pirimicarb	µg/L			1[#4]	1[#4]	-	-	-	-	-	-	-	-	-	-	-	-	-
	Pirimiphos-methyl	µg/L	0.01		0.015[#4]	0.015[#4]	-	-	-	-	-	-	-	-	-	-	-	-	-
	Pirimphos-ethyl	µg/L					-	-	-	-	-	-	-	-	-	-	-	-	-
	Prochloraz	µg/L			4[#4]	4[#4]	-	-	-	-	-	-	-	-	-	-	-	-	-
	Profenofos	µg/L					-	-	-	-	-	-	-	-	-	-	-	-	-
	Promecarb	µg/L					-	-	-	-	-	-	-	-	-	-	-	-	-
	Prometon	µg/L					-	-	-	-	-	-	-	-	-	-	-	-	-
	Prometryn	µg/L	0.01				-	-	-	-	-	-	-	-	-	-	-	-	-
	Pronamide	µg/L	0.01		100[#4]	100[#4]	-	-	-	-	-	-	-	-	-	-	-	-	-
	Propanil	µg/L					-	-	-	-	-	-	-	-	-	-	-	-	-

						Location	BH04008	BH04008	BH04008	BH04008	BH04008	BH04010	BH04010	BH04010	BH04010	BH04010	BH04010	BH04010	BH04010
						Sampled_Date_Time	25/03/2020	25/03/2020	21/04/2020	19/05/2020	23/06/2020	20/11/2019	23/01/2020	24/02/2020	06/04/2020	22/04/2020	27/05/2020	17/06/2020	25/09/2020
						Sample_Depth_Avg	4	4	3.5	3	4.5	0.73	0.32	23	23	23	23	11	0.72
						Project_ID	LTC - Phase 2 LTM	LTC - Phase 2 LTM	LTC - Phase 2 LTM	LTC - Phase 2	LTC - Phase 2 LTM	LTC - Phase 2	LTC - Phase 2	LTC - Phase 2 LTM	LTC - Phase 2 LTM	LTC - Phase 2 LTM	LTC - Phase 2 LTM	LTC - Phase 2 LTM	LTC - Phase 2 LTM
				UK Drinking Water Standards	UK Estuaries and coastal waters EQS	UK Freshwater EQS													
Chem_Group	**Analyte**	**Units**	**MDL**																
	Propazine	µg/L	0.01				-	-	-	-	-	-	-	-	-	-	-	-	-
	Propham	µg/L					-	-	-	-	-	-	-	-	-	-	-	-	-
	Propiconazole	µg/L					-	-	-	-	-	-	-	-	-	-	-	-	-
	Propoxycarbazone-sodium	µg/L					-	-	-	-	-	-	-	-	-	-	-	-	-
	Pursuit	µg/L					-	-	-	-	-	-	-	-	-	-	-	-	-
	Pyriproxyfen	µg/L					-	-	-	-	-	-	-	-	-	-	-	-	-
	Quinclorac	µg/L					-	-	-	-	-	-	-	-	-	-	-	-	-
	Quinoxyfen	µg/L					-	-	-	-	-	-	-	-	-	-	-	-	-
	Savey	µg/L					-	-	-	-	-	-	-	-	-	-	-	-	-
	Sethoxydim	µg/L					-	-	-	-	-	-	-	-	-	-	-	-	-
	Simazine	µg/L	0.01		1[#2]	1[#2]	-	-	-	-	-	-	-	-	-	-	-	-	-
	Tebuthiuron	µg/L					-	-	-	-	-	-	-	-	-	-	-	-	-
	Terbutryn	µg/L	0.01				-	-	-	-	-	-	-	-	-	-	-	-	-
	Terbuthylazine	µg/L					-	-	-	-	-	-	-	-	-	-	-	-	-
	Terbutylazine	µg/L										-	-						
	Phosalone	µg/L	0.01				-	-	-	-	-	-	-	-	-	-	-	-	-
	Phosphamidon	µg/L	0.01				-	-	-	-	-	-	-	-	-	-	-	-	-
	Thiobencarb	µg/L					-	-	-	-	-	-	-	-	-	-	-	-	-
	Thiophanate-methyl	µg/L					-	-	-	-	-	-	-	-	-	-	-	-	-
	Triadimefon	µg/L	0.01				-	-	-	-	-	-	-	-	-	-	-	-	-
	Triadimenol	µg/L					-	-	-	-	-	-	-	-	-	-	-	-	-
	Triallate	µg/L	0.01		0.25[#4]	0.25[#4]	-	-	-	-	-	-	-	-	-	-	-	-	-
	Triasulfuron	µg/L					-	-	-	-	-	-	-	-	-	-	-	-	-
	Tributyl phosphate	µg/L	0.01		50[#4]	50[#4]	-	-	-	-	-	-	-	-	-	-	-	-	-
	Triclopyr	µg/L					-	-	-	-	-	-	-	-	-	-	-	-	-
	Triclosan	µg/L					-	-	-	-	-	-	-	-	-	-	-	-	-
	Trifluralin	µg/L	0.01		0.03[#2]	0.03[#2]	-	-	-	-	-	-	-	-	-	-	-	-	-

						Location	BH04008	BH04008	BH04008	BH04008	BH04008	BH04010	BH04010	BH04010	BH04010	BH04010	BH04010	BH04010	BH04010
						Sampled_Date_Time	25/03/2020	25/03/2020	21/04/2020	19/05/2020	23/06/2020	20/11/2019	23/01/2020	24/02/2020	06/04/2020	22/04/2020	27/05/2020	17/06/2020	25/09/2020
						Sample_Depth_Avg	4	4	3.5	3	4.5	0.73	0.32	23	23	23	23	11	0.72
						Project_ID	LTC - Phase 2 LTM	LTC - Phase 2 LTM	LTC - Phase 2 LTM	LTC - Phase 2	LTC - Phase 2 LTM	LTC - Phase 2	LTC - Phase 2	LTC - Phase 2 LTM	LTC - Phase 2 LTM	LTC - Phase 2 LTM	LTC - Phase 2 LTM	LTC - Phase 2 LTM	LTC - Phase 2 LTM
				UK Drinking Water Standards	UK Estuaries and coastal waters EQS	UK Freshwater EQS													
Chem_Group	**Analyte**	**Units**	**MDL**																
	Tebuconazole	µg/L					-	-	-	-	-	-	-	-	-	-	-	-	-
	Telodrin	µg/L	0.01				-	-	-	-	-	-	-	-	-	-	-	-	-
	Triazophos	µg/L	0.01		0.005[#4]	0.005[#4]	-	-	-	-	-	-	-	-	-	-	-	-	-
	Tricyclazole	µg/L					-	-	-	-	-	-	-	-	-	-	-	-	-
Surrogate	Surrogate Value	%					-	-	-	-	-	-	-	-	-	-	-	-	-
SVOC TIC	SVOC TICS - Detect	Detect					1	0	0	0	0	-	-	-	-	-	-	-	-
	SVOC Tentatively Identified Compounds	µg/L	10				10.5	<10	<10	<10	<10	-	-	-	-	-	-	-	-
VOC TIC	VOC TICs - Detect	Detect					0	0	0	0	0	-	-	-	-	-	-	-	-
	VOC Tentatively Identified Compounds	µg/l	10				<10	<10	<10	<10	<10	-	-	-	-	-	-	-	-
Other	Biochemical Oxygen Demand (5-day test)	µg/L	1000				-	-	-	-	-	-	-	-	-	-	-	-	<1000
	Redox	mV					-	-	-	-	-	-	-	-	-	-	-	-	-
	Salinity (no units)	PSS-78										<2	-						
	Conductivity @ 20oC	µS/cm	5				2930	2920	2770	2750	2810	754	779	757	807	764	790	718	821
	Total Dissolved Solids (Filtered)	mg/L	10				1840	1900	1900	1850	1810	615	606	633	518	656	650	651	634
	Biological Oxygen Demand	mg/L	1				<1	<1	<1	<1	<1	<1	<1	<1	<1	<1	4.72	<1	-
	Chemical Oxygen Demand	mg/L	7				37.9	51	74.6	46.2	58.8	18.2	<7	7.33	<7	10.7	11.3	<7	11.7
	Dissolved Organic Carbon (Filtered)	µg/L	3000				11,100	12,200	12,400	12,900	12,300	<3000	<3000	3120	<3000	<3000	<3000	3410	<3000
	pH (Lab)	pH_Units	1	6.5-9.5[#1]	6-8.5(MAC)[#46]	6-9(MAC)[#46]	7.03	7.09	6.95	7.17	7.11	7.9	7.65	7.6	7.35	7.36	8	7.42	7.48
	Total Organic Carbon	mg/l	3									-	-						

Environmental Standards Comments

						Location	BH04008	BH04008	BH04008	BH04008	BH04008	BH04010	BH04010	BH04010	BH04010	BH04010	BH04010	BH04010	BH04010
						Sampled_Date_Time	25/03/2020	25/03/2020	21/04/2020	19/05/2020	23/06/2020	20/11/2019	23/01/2020	24/02/2020	06/04/2020	22/04/2020	27/05/2020	17/06/2020	25/09/2020
						Sample_Depth_Avg	4	4	3.5	3	4.5	0.73	0.32	23	23	23	23	11	0.72
						Project_ID	LTC - Phase 2 LTM	LTC - Phase 2 LTM	LTC - Phase 2 LTM	LTC - Phase 2	LTC - Phase 2 LTM	LTC - Phase 2	LTC - Phase 2	LTC - Phase 2 LTM	LTC - Phase 2 LTM	LTC - Phase 2 LTM	LTC - Phase 2 LTM	LTC - Phase 2 LTM	LTC - Phase 2 LTM
				UK Drinking Water Standards	UK Estuaries and coastal waters EQS	UK Freshwater EQS													
Chem_Group	**Analyte**	**Units**	**MDL**																
#1:Water Supply (Water Quality) Regulations 2016.																			
#2:Water Framework Directive (Standards and Classification) Directions (England and Wales) 2015.																			

#3:Operational Targets and EQS. EA, April 2018
#4:Water Framework Directive (Standards & Classification) Directions (England & Wales) 2015. Dissolved fraction.
#5:Water Framework Directive (Standards & Classification) Directions (England & Wales) 2015. Dissolved fraction. Lowest criteria presented (<40mg/l of CaCO3). See 'further assessment' if criteria exceeded and hardness (CaCO3) data available.
#6:Water Framework Directive (Standards and Classification) Directions (England and Wales) 2015. Dissolved Fraction. If hexavalent chromium (CrVI) data is available, a value of 4.7µg/l may be appropriate for the remaining trivalent chromium (CrIII).
#7:Operational Targets and EQS. EA, April 2018. Dissolved fraction.
#8:Water Framework Directive (Standards and Classification) Directions (England and Wales) 2015. Dissolved Fraction. If DOC >1mg/l then a higher criteria applies [3.76+(2.677x((DOC/2)-0.5))]
#9:Water Framework Directive (Standards & Classification) Directions (England & Wales) 2015. Dissolved & bioavailable (bio) fraction plus background. M-BAT tool to assess: http://wfduk.org/resources/rivers-lakes-metal-bioavailability-assessment-tool-m-bat
#10:Water Framework Directive (Standards & Classification) Directions (England & Wales) 2015. Bioavailable (bio) fraction. M-BAT tool to assess: http://wfduk.org/resources/rivers-lakes-metal-bioavailability-assessment-tool-m-bat
#11:Water Framework Directive (Standards and Classification) Directions (England and Wales) 2015. Dissolved Fraction. MAC adopted in absence of AA value.
#12:Guidelines for Drinking-water Quality, 4th Edition. WHO, 2011. Informal value.
#13:Operational Targets and EQS. EA, April 2018.
#14:Operational Targets and EQS. EA, April 2018. Lowest criteria presented (<200mg/l CaCO3). See 'further assessment' values if criteria exceeded and hardness (CaCO3) data available.
#15:Guidelines for Drinking-water Quality, 4th Edition. WHO, 2011. Based on taste rather than a formal guideline.
#16:Operational Targets and EQS. EA, April 2018. Dissolved plus ambient background concentration. For saltwater, an Ambient Background Concentration of 1.1 µg/l has been used.
#17:Water Framework Directive (Standards and Classification) Directions (England and Wales) 2015. Indicator of 'good' status (90%ile) - Ammonia standard for lakes and rivers (total ammonia as nitrogen).
#18:Operational Targets and EQS. EA, April 2018. Dissolved fraction. Lowest criteria presented (<50 mg/l CaCO3). See 'further assessment' values if criteria exceeded and hardness (CaCO3) data available.
#19:Water Supply (Water Quality) Regulations 2016. As NO3.
#20:Water Supply (Water Quality) Regulations 2016. As NO2.

						Location	BH04008	BH04008	BH04008	BH04008	BH04008	BH04010	BH04010	BH04010	BH04010	BH04010	BH04010	BH04010	BH04010
						Sampled_Date_Time	25/03/2020	25/03/2020	21/04/2020	19/05/2020	23/06/2020	20/11/2019	23/01/2020	24/02/2020	06/04/2020	22/04/2020	27/05/2020	17/06/2020	25/09/2020
						Sample_Depth_Avg	4	4	3.5	3	4.5	0.73	0.32	23	23	23	23	11	0.72
						Project_ID	LTC - Phase 2 LTM	LTC - Phase 2 LTM	LTC - Phase 2 LTM	LTC - Phase 2	LTC - Phase 2 LTM	LTC - Phase 2	LTC - Phase 2	LTC - Phase 2 LTM	LTC - Phase 2 LTM	LTC - Phase 2 LTM	LTC - Phase 2 LTM	LTC - Phase 2 LTM	LTC - Phase 2 LTM
				UK Drinking Water Standards	UK Estuaries and coastal waters EQS	UK Freshwater EQS													
Chem_Group	**Analyte**	**Units**	**MDL**																

#21:Water Supply (Water Quality) Regulations 2016. As SO4.
#22:Water Supply (Water Quality) Regulations 2016. Value of 0.1µg/l for PAH split between four individual PAH. Requires summation of benzo(b)fluoranthene, benzo(k)fluoranthene, benzo(ghiperylene and indeno(123cd)pyrene to use 0.1µg/l value.
#23:Water Framework Directive (Standards and Classification) Directions (England and Wales) 2015. Benzo(a)pyrene can be considered as a marker for other PAH for comparison with the corresponding AA-EQS in water.
#24:No UK DWS for total petroleum hydrocarbons (TPH), or speciated TPH fractions. A value of 10 µg/l is adopted for sum TPH based on the rescinded Private Water Supply Regulations, 1991.
#25:No UK EQS for total petroleum hydrocarbons (TPH), or speciated TPH fractions. A value of 50 µg/l is adopted for sum TPH protection of surface water based on 50µg/l-1000µg/l (Surface Waters (Abstraction for Drinking Water) Regulations 1989).
#26:Guidelines for Drinking-water Quality, 4th Edition. WHO, 2011
#27:Proposed Environmental Quality Standard, in absence of legislative standard (Ayscough et al., 2002). https://assets.publishing.service.gov.uk/government/uploads/system/uploads/attachment_data/file/291223/sp2-115-tr4-e-e.pdf
#28:Guidelines for Drinking-water Quality, 4th Edition. WHO, 2011. Value of 500µg/l for sum xylenes split between isomers. Requires summation of m,p & o isomers to use 500µg/l value.
#29:Operational Targets and EQS. EA, April 2018. Value of 30µg/l for sum xylenes split between isomers. Requires summation of m,p & o isomers to use 30µg/l value.
#30:The taste and odour threshold of 15µg/l is commonly adopted as a guide.
#31:The taste and odour threshold of 15µg/l is commonly adopted as a guide. In situations where there is no risk to a drinking water supply or aquifer, a PNEC value of 2,600µg/l may be used.
#32:Water Framework Directive (Standards and Classification) Directions (England and Wales) 2015. Value of 140µg/l for tetrachloroethane split between 2 isomers. Requires summation of 2 isomers to use 140µg/l value.
#33:Guidelines for Drinking-water Quality, 4th Edition. WHO, 2011. In Scotland a value of 200µg/l is used (WAT-PS-10-01).
#34:US EPA Regional Screening Levels, May 2019. https://www.epa.gov/risk/regional-screening-levels-rsls-generic-tables
#35:Guidelines for Drinking-water Quality, 4th Edition. WHO, 2011. In Scotland a value of 7µg/l is used (WAT-PS-10-01).
#36:Water Supply (Water Quality) Regulations 2016. Value of 100µg/l for sum trihalomethanes split between individual compounds. Requires summation of chloroform, bromoform, chlorodibromomethane and bromodichloromethane to use 100µg/l value.
#37:Guidelines for Drinking-water Quality, 4th Edition. WHO, 2011. Value of 50µg/l for sum cis & trans-DCE split between isomers. Requires summation of cis & trans-DCE isomers to use 50µg/l value.
#38:Water Supply (Water Quality) Regulations 2016. Value of 10µg/l for sum of TCE & PCE split between individual compounds. Requires summation of TCE & PCE to use 10µg/l value.
#39:Water Framework Directive (Standards and Classification) Directions (England and Wales) 2015. Value of 0.4µg/l for sum isomers split between 3 isomers. Requires summation of isomers to use 0.4µg/l value.
#40:Water Framework Directive (Standards and Classification) Directions (England and Wales) 2015. Value of 20µg/l for sum isomers split between 3 isomers. Requires summation of isomers to use 20µg/l value.
#41:Position statement (WAT-PS-10-01), SEPA August 2014.
#42:Water Framework Directive (Standards and Classification) Directions (England and Wales) 2015. Value of 0.025µg/l for sum DDT isomers split between 4 isomers. Requires summation of 4 isomers to use 0.025µg/l value.
#43:Water Framework Directive (Standards and Classification) Directions (England and Wales) 2015. Value of 0.005µg/l for sum isomers split between 4 isomers. Requires summation of isomers to use 0.005µg/l value.
#44:Water Framework Directive (Standards and Classification) Directions (England and Wales) 2015. Value of 0.01µg/l for sum isomers split between 4 isomers. Requires summation of isomers to use 0.01µg/l value.
#45:Water Framework Directive (Standards and Classification) Directions (England and Wales) 2015. Relates to p,p-DDT (CAS 50-29-3)
#46:Operational Targets and EQS. EA, April 2018. Maximum Allowable Concentration (MAC) adopted in absence of Annual Average (AA) value.

Key

<0.6	Result MDL exceeds GAC
27.8	Result exceeds GAC
-	Determinand not tested for

Notes

Where a range is given a determinand has been analysed for by more than one method

						Location	BH04011	BH04011	BH04011	BH04011	BH04011	BH04011	BH04011	BH04011	BH04011	BH04012	BH04012	BH04012	BH04012
						Sampled_Date_Time	20/11/2019	28/01/2020	19/02/2020	25/03/2020	21/04/2020	20/05/2020	23/06/2020	23/06/2020	23/09/2020	20/11/2019	28/01/2020	20/02/2020	25/03/2020
						Sample_Depth_Avg	1.53	0.45	33	33	30	33	34	34	0.73	0.71	0.66	11	11
						Project_ID	LTC - Phase 2	LTC - Phase 2	LTC - Phase 2 LTM	LTC - Phase 2 LTM	LTC - Phase 2 LTM	LTC - Phase 2 LTM	LTC - Phase 2 LTM	LTC - Phase 2 LTM	LTC - Phase 2 LTM	LTC - Phase 2	LTC - Phase 2	LTC - Phase 2 LTM	LTC - Phase 2 LTM
				UK Drinking Water Standards	UK Estuaries and coastal waters EQS	UK Freshwater EQS													
Chem_Group	**Analyte**	**Units**	**MDL**																
Metals	Antimony	µg/L	4	5[#1]			-	-	-	-	-	-	-	-	-	-	-	-	-
	Antimony (Filtered)	µg/L	1	5[#1]			-	-								-	-		
	Arsenic	µg/L	2	10[#1]	25[#2]	50[#2]	-	-	<2	<2	<2	<2	<2	<2	<2	-	-	<2	<2
	Arsenic (Filtered)	µg/L	0.5	10[#1]	25[#2]	50[#2]	<0.5	0.634	<0.5	<0.5	<0.5	<0.5	<0.5	<0.5	<0.5	0.93	<0.5	<0.5	<0.5
	Barium (Filtered)	µg/L	0.2	1300[#3]			-	-								-	-		
	Beryllium (Filtered)	µg/L	0.1				-	-								-	-		
	Boron	µg/L	20	1000[#1]	7000[#4]	2000[#4]	-	-	37.9	46.2	48.4	53.8	43.3	39.7	<20	-	-	74.8	65.5
	Boron (Filtered)	µg/L	10	1000[#1]	7000[#4]	2000[#4]	44.1	53	43.4	40.8	50.2	43.6	39.9	39.7	50.4	72.7	84.3	61.3	63.6
	Cadmium	µg/L	0.5	5[#1]	0.2[#5]	0.08[#6]	-	-	<0.5	<0.5	<0.5	<0.5	<0.5	<0.5	<0.5	-	-	<0.5	<0.5
	Cadmium (Filtered)	µg/L	0.08	5[#1]	0.2[#5]	0.08[#6]	<0.08	<0.08	<0.08	<0.08	<0.08	<0.08	<0.08	<0.08	<0.08	<0.08	<0.08	<0.08	<0.08
	Chromium (hexavalent) (Filtered)	µg/L	3		0.6[#5]	3.4[#5]	7.89	13.1	<3	<3	<3	<3	<3	3.38	<3	5.88	3.88	<3	<3
	Chromium	µg/L	3	50[#1]	0.6[#5]	3.4[#7]	-	-	<3	<3	<3	<3	<3	<3	<3	-	-	<3	<3
	Chromium (Filtered)	µg/L	1	50[#1]	0.6[#5]	3.4[#7]	<1	10.4	<1	<1	<1	1.12	2.49	2.53	<1	8.17	<1	<1	<1
	Chromium (Trivalent) (Filtered)	µg/L	3			4.7[#5]	<3	<3	-	<3	<3	<3	<3	<3	<3	<3	<3	-	<3
	Cobalt (Filtered)	µg/L	0.5		3[#8]	3[#8]	<0.5	<0.5	-	<0.5	<0.5	<0.5	<0.5	<0.5	<0.5	<0.5	<0.5	-	<0.5
	Copper	µg/L	1	2000[#1]	3.76[#9]	1(bio)[#10]	-	-	-	<1	<1	1.08	1.09	1.02	<1	-	-	-	1.61
	Copper (Filtered)	µg/L	0.3	2000[#1]	3.76[#9]	1(bio)[#10]	2.08	2.15	<0.3	0.428	0.697	0.583	0.99	1.04	1.11	1.05	0.587	<0.3	0.445
	Iron (Filtered)	µg/L	19	200[#1]	1000[#2]	1000[#2]	27.6	<19	<19	<19	28.7	<19	<19	<19	<19	26.6	<19	22.2	<19
	Lead	µg/L	1	10[#1]	1.3[#5]	1.2(bio)[#10]	-	-	-	-	-	-	-	-	-	-	-	-	-
	Lead (Filtered)	µg/L	0.2	10[#1]	1.3[#5]	1.2(bio)[#10]	0.558	<0.2	<0.2	<0.2	<0.2	<0.2	<0.2	<0.2	<0.2	<0.2	<0.2	<0.2	<0.2
	Manganese	µg/L	1	50[#1]		123(bio)[#11]	-	-	<1	1.39	1.84	1.7	5.72	3.72	<1	-	-	18.2	48.7
	Manganese (Filtered)	µg/L	3	50[#1]		123(bio)[#11]	13.1	<3	<3	<3	<3	<3	<3	<3	<3	6.92	4.06	<3	5.28
	Mercury	µg/L	0.02	1[#1]	0.07(MAC)[#12]	0.07(MAC)[#12]	-	-	<0.02	<0.02	<0.02	<0.02	<0.02	<0.02	<0.02	-	-	<0.02	<0.02
	Mercury (Filtered)	µg/L	0.01	1[#1]	0.07(MAC)[#12]	0.07(MAC)[#12]	<0.01	<0.01	<0.01	<0.01	<0.01	<0.01	<0.01	<0.01	<0.01	<0.01	<0.01	<0.01	<0.01
	Molybdenum	µg/L	9	70[#13]			-	-	-	-	-	-	-	-	-	-	-	-	-
	Molybdenum (Filtered)	µg/L	3	70[#13]			-	-								-	-		
	Nickel	µg/L	1	20[#1]	8.6[#5]	4(bio)[#10]	-	-	2.67	2.58	2.54	2.17	2.16	2	1.59	-	-	1.99	3.04
	Nickel (Filtered)	µg/L	0.4	20[#1]	8.6[#5]	4(bio)[#10]	2.82	1.84	2.29	2.49	2.42	2.82	2.08	2.37	2.29	1.77	0.778	0.916	0.948

						Location	BH04011	BH04011	BH04011	BH04011	BH04011	BH04011	BH04011	BH04011	BH04011	BH04012	BH04012	BH04012	BH04012
						Sampled_Date_Time	20/11/2019	28/01/2020	19/02/2020	25/03/2020	21/04/2020	20/05/2020	23/06/2020	23/06/2020	23/09/2020	20/11/2019	28/01/2020	20/02/2020	25/03/2020
						Sample_Depth_Avg	1.53	0.45	33	33	30	33	34	34	0.73	0.71	0.66	11	11
						Project_ID	LTC - Phase 2	LTC - Phase 2	LTC - Phase 2 LTM	LTC - Phase 2 LTM	LTC - Phase 2 LTM	LTC - Phase 2 LTM	LTC - Phase 2 LTM	LTC - Phase 2 LTM	LTC - Phase 2 LTM	LTC - Phase 2	LTC - Phase 2	LTC - Phase 2 LTM	LTC - Phase 2 LTM
				UK Drinking Water Standards	UK Estuaries and coastal waters EQS	UK Freshwater EQS													
Chem_Group	**Analyte**	**Units**	**MDL**																
	Selenium	µg/L	1	10[#1]			-	-	2.72	2.92	2.25	2.42	2.17	2.25	1.54	-	-	1.25	1.61
	Selenium (Filtered)	µg/L	1	10[#1]			2.6	4.33	2.19	-	-	-	-	-	-	1.85	<1	1.08	-
	Strontium (Filtered)	µg/L	1				592	462	-	637	562	614	680	710	574	583	539	513	601
	Vanadium	µg/L	5		100[#14]	20[#15]	-	-	-	-	-	-	-	-	-	-	-	-	-
	Vanadium (Filtered)	µg/L	1		100[#14]	20[#15]	-	-								-	-		
	Zinc	µg/L	5	3000[#16]	7.9[#17]	10.9(bio)[#10]	-	-	13.9	7.63	7.69	12.9	10.1	7.78	5.31	-	-	8.72	8
	Zinc (Filtered)	µg/L	1	3000[#16]	7.9[#17]	10.9(bio)[#10]	11.1	<1	7.42	-	-	-	-	-	-	3.23	4.19	3.51	-
Inorganics	Total Hardness	mg/l	0.35				514	33.7	420	430	421	405	302	308	242	439	419	417	451
	Alkalinity (Bicarbonate as CaCO3)	mg/L	2				260	150	-	-	-	-	-	-	329	195	220	-	-
	Alkalinity (Bicarbonate) as HCO3	mg/L	2				317	<2	333	342	327	317	260	264	-	238	268	262	287
	Alkalinity (total) as CaCO3	mg/L	2						273	280	268	259	213	216	270			215	235
	Ammoniacal Nitrogen as N (Filtered)	mg/L	0.01		0.021[#2]	0.6[#18]	0.019	0.282	0.0236	0.0607	0.194	0.0177	0.106	0.0291	0.017	0.0198	0.0151	0.0128	0.012
	Ammoniacal Nitrogen as NH3	mg/L	0.2				-	-	-	-	-	-	-	-	-	-	-	-	-
	Ammoniacal Nitrogen as NH3 (Filtered)	mg/L	0.01				-	-	-	-	-	-	-	-	-	-	-	-	-
	Bromide (Filtered)	mg/L	0.06				0.192	0.721	-	0.138	0.138	0.166	0.202	0.208	0.145	0.257	0.369	0.239	0.197
	Calcium (Filtered)	mg/L	0.2				140	5.87	137	141	149	160	110	113	139	150	144	137	144
	Chloride (Filtered)	mg/L	0.08	250[#1]		250[#4]	55.2	145	54.5	51.2	52.5	55.1	63.4	63.6	55.2	43.9	44.7	41.7	42.2
	Cyanide (Free) (Filtered)	µg/L	2.5	50[#1]	1[#2]	1[#2]	<2.5	<2.5	<2.5	<2.5	<2.5	<2.5	<2.5	<2.5	<2.5	<2.5	<2.5	<2.5	<2.5
	Cyanide Total (Filtered)	µg/L	5	50[#1]	1[#2]	1[#2]	<5	<5	<5	<5	<5	<5	<5	<5	<5	<5	<5	<5	<5
	cyanides-complex (Filtered)	µg/L	5	50[#1]	1[#2]	1[#2]	<5	<5	<5	<5	<5	<5	<5	<5	<5	<5	<5	<5	<5
	Fluoride (Filtered)	µg/L	500	1500[#1]	5000[#8]	1000[#19]	<500	<500	<500	<500	<500	<500	<500	<500	<500	<500	<500	<500	<500
	Iodide	mg/L					<0.1	<0.1	-	<0.1	<0.1	<0.1	<0.1	<0.1	<0.1	<0.1	<0.1	<0.1	<0.1
	Magnesium (Filtered)	mg/L	0.036				9.53	0.184	9.46	10.9	9.99	10.5	7.72	7.87	8.85	9.84	8.49	8.52	10.4
	Nitrate (as N) (Filtered)	mg/L	0.0677				12.5	11.2	59.2	58	57.5	58.3	62.3	61.1	60.6	24.2	23.6	104	102
	Nitrate (as NO3-) (Filtered)	mg/L	0.3	50(NO3)[#20]			55.3	49.4	-	-	-	-	-	-	-	107	104	-	-
	Nitrite (as NO2-) (Filtered)	mg/L	0.04	0.5(NO2)[#21]			-	-								-	-		
	Phosphorus	µg/L	20				-	-	-	52	55.4	51.7	82.9	38.3	21.1	-	-	-	73.1

						Location	BH04011	BH04011	BH04011	BH04011	BH04011	BH04011	BH04011	BH04011	BH04011	BH04012	BH04012	BH04012	BH04012
						Sampled_Date_Time	20/11/2019	28/01/2020	19/02/2020	25/03/2020	21/04/2020	20/05/2020	23/06/2020	23/06/2020	23/09/2020	20/11/2019	28/01/2020	20/02/2020	25/03/2020
						Sample_Depth_Avg	1.53	0.45	33	33	30	33	34	34	0.73	0.71	0.66	11	11
						Project_ID	LTC - Phase 2	LTC - Phase 2	LTC - Phase 2 LTM	LTC - Phase 2 LTM	LTC - Phase 2 LTM	LTC - Phase 2 LTM	LTC - Phase 2 LTM	LTC - Phase 2 LTM	LTC - Phase 2 LTM	LTC - Phase 2	LTC - Phase 2	LTC - Phase 2 LTM	LTC - Phase 2 LTM
				UK Drinking Water Standards	UK Estuaries and coastal waters EQS	UK Freshwater EQS													
Chem_Group	**Analyte**	**Units**	**MDL**																
	Phosphorus (Filtered)	µg/L	10				-	-	-	34.4	34.3	33.3	40.4	51.5	29.7	-	-	-	18.4
	Potassium (Filtered)	mg/L	0.2				8.17	19.1	6.69	8.07	7.29	8.79	9.87	10.1	6.67	3.6	3.08	2.66	3.32
	Sodium (Filtered)	mg/L	0.076	200[#1]			39.8	222	30.8	28.8	29	38.2	52.2	53.2	30.8	31.1	28.9	26.4	28.7
	Sulphate (Filtered)	mg/L	2	250(SO4)[#22]		400[#4]	86.1	162	85	82.5	82.9	85.7	82	82.8	88.9	107	103	92.6	101
	Orthophosphate as P (Filtered)	µg/L	20				22.8	<20	30.3	-	-	-	-	-	-	<20	<20	<20	-
PAH	Naphthalene	µg/L	0.01		2[#2]	2[#2]	<0.01	<0.01	<0.01	<1 - 0.0145	<0.01	<1 - 0.0227	<1 - 0.0319	<1 - 0.0292	<0.02	<0.01	<0.01	<0.01	<0.01
	Acenaphthene	µg/L	0.005			No UK EQS	<0.005	<0.005	<0.005	<0.005	<0.005	<0.005	<0.01	<0.01	<0.01	<0.005	<0.005	<0.005	<0.005
	Acenaphthylene	µg/L	0.005			No UK EQS	<0.005	<0.005	<0.005	<0.005	<0.005	<0.005	<0.01	<0.01	<0.01	<0.005	<0.005	<0.005	<0.005
	Fluoranthene	µg/L	0.005		0.0063[#2]	0.0063[#2]	0.00645	0.00576	<0.005	<0.005	<0.005	<0.005	<0.01	<0.01	<0.01	<0.005	<0.005	0.00582	<0.005
	Anthracene	µg/L	0.005		0.1[#2]	0.1[#2]	<0.005	<0.005	<0.005	<0.005	<0.005	<0.005	<0.01	<0.01	<0.01	<0.005	<0.005	<0.005	<0.005
	Phenanthrene	µg/L	0.005			No UK EQS	<0.005	<0.005	<0.005	<0.005	<0.005	<0.005	<0.01	<0.01	<0.01	<0.005	<0.005	<0.005	<0.005
	Fluorene	µg/L	0.005			No UK EQS	<0.005	<0.005	<0.005	<0.005	<0.005	<0.005	<0.01	<0.01	<0.01	<0.005	<0.005	<0.005	<0.005
	Chrysene	µg/L	0.005			No UK EQS	<0.005	<0.005	<0.005	<0.005	<0.005	<0.005	<0.01	<0.01	<0.01	<0.005	<0.005	<0.005	<0.005
	Pyrene	µg/L	0.005			No UK EQS	0.00576	0.00596	<0.005	<0.005	<0.005	<0.005	<0.01	<0.01	<0.01	<0.005	<0.005	0.00621	<0.005
	Benzo(a)anthracene	µg/L	0.005			No UK EQS	<0.005	<0.005	<0.005	<0.005	<0.005	<0.005	<0.01	<0.01	<0.01	<0.005	<0.005	<0.005	<0.005
	Benzo(b)fluoranthene	µg/L	0.005	0.025[#23]	See BaP[#24]	See BaP[#24]	0.00633	<0.005	<0.005	<0.005	<1 - 0.00702	<0.005	<0.01	<0.01	<0.01	<0.005	<0.005	<0.005	<0.005
	Benzo(k)fluoranthene	µg/L	0.005	0.025[#23]	See BaP[#24]	See BaP[#24]	<0.005	<0.005	<0.005	<0.005	<1 - 0.00595	<0.005	<0.01	<0.01	<0.01	<0.005	<0.005	<0.005	<0.005
	Benzo(a)pyrene	µg/L	0.002	0.01[#1]	0.00017[#24]	0.00017[#24]	0.00471	0.00337	<0.002	<0.002	<1 - 0.00741	<0.002	<0.004	<0.004	<0.004	<0.002	<0.002	<0.002	<0.002
	Dibenz(a,h)anthracene	µg/L	0.005			No UK EQS	<0.005	<0.005	<0.005	<0.005	<0.005	<0.005	<0.01	<0.01	<0.01	<0.005	<0.005	<0.005	<0.005
	Benzo(g,h,i)perylene	µg/L	0.005	0.025[#23]	See BaP[#24]	See BaP[#24]	<0.005	<0.005	<0.005	<0.005	<0.005	<0.005	<0.01	<0.01	<0.01	<0.005	<0.005	<0.005	<0.005
	Indeno(1,2,3-c,d)pyrene	µg/L	0.005	0.025[#23]	See BaP[#24]	See BaP[#24]	<0.005	<0.005	<0.005	<0.005	<0.005	<0.005	<0.01	<0.01	<0.01	<0.005	<0.005	<0.005	<0.005
	PAH 16 Total	µg/L	0.082				<0.082	<0.082	<0.082	<0.082	<0.082	<0.082	<0.164	<0.164	<0.164	<0.082	<0.082	<0.082	<0.082
TPH CWG	>C5-C6 Aliphatics	µg/L	10	See TPH	See TPH	See TPH	<10	<10	<10	<10	<10	<10	<10	<10	<10	<10	<10	<10	<10
	>C6-C8 Aliphatics	µg/L	10	See TPH	See TPH	See TPH	<10	<10	<10	<10	<10	<10	<10	<10	<10	<10	<10	<10	<10
	>C8-C10 Aliphatics	µg/L	10	See TPH	See TPH	See TPH	<10	<10	<10	<10	<10	<10	<10	<10	<10	<10	<10	<10	<10
	>C10-C12 Aliphatics	µg/L	10	See TPH	See TPH	See TPH	<10	<10	<10	<10	<10	<10	<10	<10	<10	<10	<10	<10	<10
	>C12-C16 Aliphatics	µg/L	10	See TPH	See TPH	See TPH	<10	<10	<10	<10	<10	<10	<20	<20	<20	<10	<10	<10	<10

						Location	BH04011	BH04011	BH04011	BH04011	BH04011	BH04011	BH04011	BH04011	BH04011	BH04012	BH04012	BH04012	BH04012
						Sampled_Date_Time	20/11/2019	28/01/2020	19/02/2020	25/03/2020	21/04/2020	20/05/2020	23/06/2020	23/06/2020	23/09/2020	20/11/2019	28/01/2020	20/02/2020	25/03/2020
						Sample_Depth_Avg	1.53	0.45	33	33	30	33	34	34	0.73	0.71	0.66	11	11
						Project_ID	LTC - Phase 2	LTC - Phase 2	LTC - Phase 2 LTM	LTC - Phase 2 LTM	LTC - Phase 2 LTM	LTC - Phase 2 LTM	LTC - Phase 2 LTM	LTC - Phase 2 LTM	LTC - Phase 2 LTM	LTC - Phase 2	LTC - Phase 2	LTC - Phase 2 LTM	LTC - Phase 2 LTM
				UK Drinking Water Standards	UK Estuaries and coastal waters EQS	UK Freshwater EQS													
Chem_Group	**Analyte**	**Units**	**MDL**																
	>C16-C21 Aliphatics	µg/L	10	See TPH	See TPH	See TPH	<10	<10	<10	<10	<10	<10	<20	<20	<20	<10	<10	<10	<10
	>C21-C35 Aliphatics	µg/L	10	See TPH	See TPH	See TPH	<10	<10	<10	<10	<10	<10	<20	<20	<20	<10	<10	<10	<10
	>C16-C35 Aliphatics	µg/L	10				<10	<10	<10	<10	<10	<10	<20	<20	<20	<10	<10	<10	<10
	Total Aliphatics >C12-C35	µg/L	10				<10	<10	<10	<10	<10	<10	<20	<20	<20	<10	<10	<10	<10
	>EC5-EC7 Aromatics	µg/L	10						-	-	-	-	-	-	-			-	-
	>EC6-EC7 Aromatics	µg/L	10				<10	<10	<10	<10	<10	<10	<10	<10	<10	<10	<10	<10	<10
	>EC7-EC8 Aromatics	µg/L	10	See TPH	See TPH	See TPH	<10	<10	<10	<10	<10	<10	<10	<10	<10	<10	<10	<10	<10
	>EC8-EC10 Aromatics	µg/L	10	See TPH	See TPH	See TPH	<10	<10	<10	<10	<10	<10	<10	<10	<10	11	<10	<10	<10
	>EC10-EC12 Aromatics	µg/L	10	See TPH	See TPH	See TPH	<10	<10	<10	<10	<10	<10	<10	<10	<10	<10	<10	<10	<10
	>EC12-EC16 Aromatics	µg/L	10	See TPH	See TPH	See TPH	<10	<10	<10	<10	<10	<10	<20	<20	<20	<10	<10	<10	<10
	>EC16-EC21 Aromatics	µg/L	10	See TPH	See TPH	See TPH	<10	<10	<10	<10	<10	<10	<20	<20	<20	<10	<10	<10	<10
	>EC21-EC35 Aromatics	µg/L	10	See TPH	See TPH	See TPH	<10	<10	<10	<10	<10	<10	<20	<20	<20	<10	<10	<10	<10
	Total Aromatics >EC12-EC35	µg/L	10				<10	<10	<10	<10	<10	<10	<20	<20	<20	<10	<10	<10	<10
	TPH >C5-C35 Aliphatics/Aromatics	µg/L	10	|10[#25]	|50[#26]	|50[#26]	<10	<10	<10	<10	<10	<10	<10	<20	<20	17	<10	<10	<10
TPH	GRO >C5-12	µg/L	50				<50	<50	<50	<50	<50	<50	<50	<50	<50	<50	<50	<50	<50
BTEX and MTBE	Benzene	µg/L	1	1[#1]	8[#2]	10[#2]	<7	<7	<7	<1	<1	<1	<1	<1	<1	<7	<7	<7	<7
	Toluene	µg/L	1	700[#3]	74[#2]	74[#2]	<4	<4	<4	<1	<1	<1	<1	<1	<1	6	<4	<4	<4
	Ethylbenzene	µg/L	1	300[#3]	20[#27]	20[#27]	<5	<5	<5	<1	<1	<1	<1	<1	<1	<5	<5	<5	<5
	Xylene (m & p)	µg/L	1	250[#28]	15[#29]	15[#29]	<8	<8	<8	<1	<1	<1	<1	<1	<1	<8	<8	<8	<8
	Xylene (o)	µg/L	1	250[#28]	15[#29]	15[#29]	<3	<3	<3	<1	<1	<1	<1	<1	<1	3	<3	<3	<3
	Xylene Total	µg/L	2	500[#3]	30[#4]	30[#4]	<11	<11	<11	<2	<2	<2	<2	<2	<2	<11	<11	<11	<11
	MTBE	µg/L	1	15[#30]	15[#30]	15[#31]	<3	<3	<3	<1	<1	<1	<1	<1	<1	<3	<3	<3	<3
	Total BTEX	µg/L	28				<28	<28	<28	<28	<28	<28	<28	<28	<28	<28	<28	<28	<28
VOC	Styrene	µg/L	1		50[#4]	50[#4]	-	-	-	<1	<1	<1	<1	<1	<1	-	-	-	-
	cis-1,3-dichloropropene	µg/L	1				-	-	-	<1	<1	<1	<1	<1	<1	-	-	-	-
	trans-1,3-dichloropropene	µg/L	1				-	-	-	<1	<1	<1	<1	<1	<1	-	-	-	-
	1,1,1,2-tetrachloroethane	µg/L	1			70[#32]	-	-	-	<1	<1	<1	<1	<1	<1	-	-	-	-

						Location	BH04011	BH04011	BH04011	BH04011	BH04011	BH04011	BH04011	BH04011	BH04011	BH04012	BH04012	BH04012	BH04012
						Sampled_Date_Time	20/11/2019	28/01/2020	19/02/2020	25/03/2020	21/04/2020	20/05/2020	23/06/2020	23/06/2020	23/09/2020	20/11/2019	28/01/2020	20/02/2020	25/03/2020
						Sample_Depth_Avg	1.53	0.45	33	33	30	33	34	34	0.73	0.71	0.66	11	11
						Project_ID	LTC - Phase 2	LTC - Phase 2	LTC - Phase 2 LTM	LTC - Phase 2 LTM	LTC - Phase 2 LTM	LTC - Phase 2 LTM	LTC - Phase 2 LTM	LTC - Phase 2 LTM	LTC - Phase 2 LTM	LTC - Phase 2	LTC - Phase 2	LTC - Phase 2 LTM	LTC - Phase 2 LTM
				UK Drinking Water Standards	UK Estuaries and coastal waters EQS	UK Freshwater EQS													
Chem_Group	**Analyte**	**Units**	**MDL**																
	1,1,1-trichloroethane	µg/L	1	2000[#33]	100[#4]	100[#4]	-	-	-	<1	<1	<1	<1	<1	<1	-	-	-	-
	1,1,2,2-tetrachloroethane	µg/L	1			70[#32]	-	-	-	<1	<1	<1	<1	<1	<1	-	-	-	-
	1,1,2-trichloroethane	µg/L	1		300[#4]	400[#4]	-	-	-	<1	<1	<1	<1	<1	<1	-	-	-	-
	1,1-dichloroethane	µg/L	1	2.8[#34]			-	-	-	<1	<1	<1	<1	<1	<1	-	-	-	-
	1,1-dichloroethene	µg/L	1	140[#35]			-	-	-	<1	<1	<1	<1	<1	<1	-	-	-	-
	1,1-dichloropropene	µg/L	1				-	-	-	<1	<1	<1	<1	<1	<1	-	-	-	-
	1,2,3-trichloropropane	µg/L	1				-	-	-	<1	<1	<1	<1	<1	<1	-	-	-	-
	1,2,4-trimethylbenzene	µg/L	1				-	-	-	<1	<1	<1	<1	<1	<1	-	-	-	-
	1,2-dibromo-3-chloropropane	µg/L	1				-	-	-	<1	<1	<1	<1	<1	<1	-	-	-	-
	1,2-dibromoethane	µg/L	1				-	-	-	<1	<1	<1	<1	<1	<1	-	-	-	-
	1,2-dichloroethane	µg/L	1	3[#1]	10[#2]	10[#2]	-	-	-	<1	<1	<1	<1	<1	<1	-	-	-	-
	1,2-dichloropropane	µg/L	1				-	-	-	<1	<1	<1	<1	<1	<1	-	-	-	-
	1,3,5-trimethylbenzene	µg/L	1				-	-	-	<1	<1	<1	<1	<1	<1	-	-	-	-
	1,3-dichloropropane	µg/L	1				-	-	-	<1	<1	<1	<1	<1	<1	-	-	-	-
	2,2-dichloropropane	µg/L	1				-	-	-	<1	<1	<1	<1	<1	<1	-	-	-	-
	2-chlorotoluene	µg/L	1				-	-	-	<1	<1	<1	<1	<1	<1	-	-	-	-
	4-chlorotoluene	µg/L	1				-	-	-	<1	<1	<1	<1	<1	<1	-	-	-	-
	Bromobenzene	µg/L	1				-	-	-	<1	<1	<1	<1	<1	<1	-	-	-	-
	Bromochloromethane	µg/L	1				-	-	-	<1	<1	<1	<1	<1	<1	-	-	-	-
	Bromodichloromethane	µg/L	1	25[#36]			-	-	-	<1	<1	<1	<1	<1	<1	-	-	-	-
	Bromoform	µg/L	1	25[#36]			-	-	-	<1	<1	<1	<1	<1	<1	-	-	-	-
	Bromomethane	µg/L	1				-	-	-	<1	<1	<1	<1	<1	<1	-	-	-	-
	Carbon disulfide	µg/L	1				-	-	-	<1	<1	<1	<1	<1	<1	-	-	-	-
	Carbon tetrachloride	µg/L	1	3[#1]	12[#2]	12[#2]	-	-	-	<1	<1	<1	<1	<1	<1	-	-	-	-
	Chlorodibromomethane	µg/L	1	25[#36]			-	-	-	<1	<1	<1	<1	<1	<1	-	-	-	-
	Chloroethane	µg/L	1				-	-	-	<1	<1	<1	<1	<1	<1	-	-	-	-
	Chloroform	µg/L	1	25[#36]	2.5[#2]	2.5[#2]	-	-	-	<1	<1	<1	<1	<1	<1	-	-	-	-

						Location	BH04011	BH04011	BH04011	BH04011	BH04011	BH04011	BH04011	BH04011	BH04011	BH04012	BH04012	BH04012	BH04012
						Sampled_Date_Time	20/11/2019	28/01/2020	19/02/2020	25/03/2020	21/04/2020	20/05/2020	23/06/2020	23/06/2020	23/09/2020	20/11/2019	28/01/2020	20/02/2020	25/03/2020
						Sample_Depth_Avg	1.53	0.45	33	33	30	33	34	34	0.73	0.71	0.66	11	11
						Project_ID	LTC - Phase 2	LTC - Phase 2	LTC - Phase 2 LTM	LTC - Phase 2 LTM	LTC - Phase 2 LTM	LTC - Phase 2 LTM	LTC - Phase 2 LTM	LTC - Phase 2 LTM	LTC - Phase 2 LTM	LTC - Phase 2	LTC - Phase 2	LTC - Phase 2 LTM	LTC - Phase 2 LTM
				UK Drinking Water Standards	UK Estuaries and coastal waters EQS	UK Freshwater EQS													
Chem_Group	**Analyte**	**Units**	**MDL**																
	Chloromethane	µg/L	1				-	-	-	<1	<1	<1	<1	<1	<1	-	-	-	-
	cis-1,2-dichloroethene	µg/L	1	25[#37]			-	-	-	<1	<1	<1	<1	<1	<1	-	-	-	-
	Dibromomethane	µg/L	1				-	-	-	<1	<1	<1	<1	<1	<1	-	-	-	-
	Dichlorodifluoromethane	µg/L	1				-	-	-	<1	<1	<1	<1	<1	<1	-	-	-	-
	Dichloromethane	µg/L	3		20[#2]	20[#2]	-	-	-	<3	<3	<3	<3	<3	<3	-	-	-	-
	Isopropylbenzene	µg/L	1				-	-	-	<1	<1	<1	<1	<1	<1	-	-	-	-
	n-butylbenzene	µg/L	1				-	-	-	<1	<1	<1	<1	<1	<1	-	-	-	-
	n-propylbenzene	µg/L	1				-	-	-	<1	<1	<1	<1	<1	<1	-	-	-	-
	p-isopropyltoluene	µg/L	1				-	-	-	<1	<1	<1	<1	<1	<1	-	-	-	-
	sec-butylbenzene	µg/L	1				-	-	-	<1	<1	<1	<1	<1	<1	-	-	-	-
	Trichloroethene	µg/L	1	5[#38]	10[#2]	10[#2]	-	-	-	<1	<1	<1	<1	<1	<1	-	-	-	-
	tert-butylbenzene	µg/L	1				-	-	-	<1	<1	<1	<1	<1	<1	-	-	-	-
	Tetrachloroethene	µg/L	1	5[#38]	10[#2]	10[#2]	-	-	-	<1	<1	<1	<1	<1	<1	-	-	-	-
	trans-1,2-dichloroethene	µg/L	1	25[#37]			-	-	-	<1	<1	<1	<1	<1	<1	-	-	-	-
	Trichlorofluoromethane	µg/L	1				-	-	-	<1	<1	<1	<1	<1	<1	-	-	-	-
	Vinyl chloride	µg/L	1	0.5[#1]			-	-	-	<1	<1	<1	<1	<1	<1	-	-	-	-
	tert-Amyl methyl ether	µg/L	1				-	-	-	<1	<1	<1	<1	<1	<1	-	-	-	-
VOC/SVOC	1,2,3-trichlorobenzene	µg/L	0.01		0.13[#39]	0.13[#39]	-	-	<0.01	<1	<1	<1	<1	<1	<1	-	-	-	-
	1,2,4-trichlorobenzene	µg/L	0.01		0.13[#39]	0.13[#39]	-	-	<0.01	<1	<1	<1	<1	<1	<1	-	-	-	-
	1,2-dichlorobenzene	µg/L	1		6.7[#40]	6.7[#40]	-	-	-	<1	<1	<1	<1	<1	<1	-	-	-	-
	1,3,5-Trichlorobenzene	µg/L	0.01		0.13[#39]	0.13[#39]	-	-	<0.01	<1	<1	<1	<1	<1	<1	-	-	-	-
	1,3-dichlorobenzene	µg/L	1		6.7[#40]	6.7[#40]	-	-	-	<1	<1	<1	<1	<1	<1	-	-	-	-
	1,4-dichlorobenzene	µg/L	1		6.7[#40]	6.7[#40]	-	-	-	<1	<1	<1	<1	<1	<1	-	-	-	-
	Chlorobenzene	µg/L	1	100[#41]			-	-	-	<1	<1	<1	<1	<1	<1	-	-	-	-
	Hexachlorobutadiene	µg/L	0.01		0.6(MAC)[#12]	0.6(MAC)[#12]	-	-	<0.01	<1	<1	<1	<1	<1	<1	-	-	-	-
SVOC	4-bromophenyl phenyl ether	µg/L	1				-	-	-	<1	<1	<1	<1	<1	<1	-	-	-	-
	4-nitroaniline	µg/L	1				-	-	-	<1	<1	<1	<1	<1	<1	-	-	-	-

						Location	BH04011	BH04011	BH04011	BH04011	BH04011	BH04011	BH04011	BH04011	BH04011	BH04012	BH04012	BH04012	BH04012
						Sampled_Date_Time	20/11/2019	28/01/2020	19/02/2020	25/03/2020	21/04/2020	20/05/2020	23/06/2020	23/06/2020	23/09/2020	20/11/2019	28/01/2020	20/02/2020	25/03/2020
						Sample_Depth_Avg	1.53	0.45	33	33	30	33	34	34	0.73	0.71	0.66	11	11
						Project_ID	LTC - Phase 2	LTC - Phase 2	LTC - Phase 2 LTM	LTC - Phase 2 LTM	LTC - Phase 2 LTM	LTC - Phase 2 LTM	LTC - Phase 2 LTM	LTC - Phase 2 LTM	LTC - Phase 2 LTM	LTC - Phase 2	LTC - Phase 2	LTC - Phase 2 LTM	LTC - Phase 2 LTM
				UK Drinking Water Standards	UK Estuaries and coastal waters EQS	UK Freshwater EQS													
Chem_Group	**Analyte**	**Units**	**MDL**																
	4-nitrophenol	µg/L	1				-	-	-	<1	<1	<1	<1	<1	<1	-	-	-	-
	2,4,5-trichlorophenol	µg/L	1				-	-	-	<1	<1	<1	<1	<1	<1	-	-	-	-
	2,4,6-trichlorophenol	µg/L	1				-	-	-	<1	<1	<1	<1	<1	<1	-	-	-	-
	2,4-dichlorophenol	µg/L	1		0.42[#2]	4.2[#2]	-	-	-	<1	<1	<1	<1	<1	<1	-	-	-	-
	2,4-dimethylphenol	µg/L	1				-	-	-	<1	<1	<1	<1	<1	<1	-	-	-	-
	2,4-dinitrotoluene	µg/L	1				-	-	-	<1	<1	<1	<1	<1	<1	-	-	-	-
	2,6-dinitrotoluene	µg/L	1				-	-	-	<1	<1	<1	<1	<1	<1	-	-	-	-
	2-chloronaphthalene	µg/L	1				-	-	-	<1	<1	<1	<1	<1	<1	-	-	-	-
	2-chlorophenol	µg/L	1		50[#4]	50[#4]	-	-	-	<1	<1	<1	<1	<1	<1	-	-	-	-
	2-methylnaphthalene	µg/L	1				-	-	-	<1	<1	<1	<1	<1	<1	-	-	-	-
	2-methylphenol	µg/L	1				-	-	-	<1	<1	<1	<1	<1	<1	-	-	-	-
	2-nitroaniline	µg/L	1				-	-	-	<1	<1	<1	<1	<1	<1	-	-	-	-
	2-nitrophenol	µg/L	1				-	-	-	<1	<1	<1	<1	<1	<1	-	-	-	-
	3-nitroaniline	µg/L	1				-	-	-	<1	<1	<1	<1	<1	<1	-	-	-	-
	4,6-Dinitro-2-methylphenol	µg/L					<0.03	<0.03	<0.03	-	-	-	-	-	-	-	-	-	-
	4-chloro-3-methylphenol	µg/L	1		40[#4]	40[#4]	-	-	-	<1	<1	<1	<1	<1	<1	-	-	-	-
	4-chloroaniline	µg/L	1				-	-	-	<1	<1	<1	<1	<1	<1	-	-	-	-
	4-chlorophenyl phenyl ether	µg/L	1				-	-	-	<1	<1	<1	<1	<1	<1	-	-	-	-
	4-methylphenol	µg/L	1				-	-	-	<1	<1	<1	<1	<1	<1	-	-	-	-
	Azobenzene	µg/L	1				-	-	-	<1	<1	<1	<1	<1	<1	-	-	-	-
	Bis(2-chloroethoxy) methane	µg/L	1				-	-	-	<1	<1	<1	<1	<1	<1	-	-	-	-
	Bis(2-chloroethyl)ether	µg/L	1				-	-	-	<1	<1	<1	<1	<1	<1	-	-	-	-
	Bis(2-ethylhexyl) phthalate	µg/L	2		1.3[#2]	1.3[#2]	-	-	-	<2	<2	<2	<2	<2	<2	-	-	-	-
	Butyl benzyl phthalate	µg/L	1		0.75[#2]	7.5[#2]	-	-	-	<1	<1	<1	<1	<1	<1	-	-	-	-
	Carbazole	µg/L	1				-	-	-	<1	<1	<1	<1	<1	<1	-	-	-	-
	Dibenzofuran	µg/L	1				-	-	-	<1	<1	<1	<1	<1	<1	-	-	-	-
	Diethylphthalate	µg/L	1		200[#4]	200[#4]	-	-	-	<1	<1	<1	<1	<1	<1	-	-	-	-

						Location	BH04011	BH04011	BH04011	BH04011	BH04011	BH04011	BH04011	BH04011	BH04011	BH04012	BH04012	BH04012	BH04012
						Sampled_Date_Time	20/11/2019	28/01/2020	19/02/2020	25/03/2020	21/04/2020	20/05/2020	23/06/2020	23/06/2020	23/09/2020	20/11/2019	28/01/2020	20/02/2020	25/03/2020
						Sample_Depth_Avg	1.53	0.45	33	33	30	33	34	34	0.73	0.71	0.66	11	11
						Project_ID	LTC - Phase 2	LTC - Phase 2	LTC - Phase 2 LTM	LTC - Phase 2 LTM	LTC - Phase 2 LTM	LTC - Phase 2 LTM	LTC - Phase 2 LTM	LTC - Phase 2 LTM	LTC - Phase 2 LTM	LTC - Phase 2	LTC - Phase 2	LTC - Phase 2 LTM	LTC - Phase 2 LTM
				UK Drinking Water Standards	UK Estuaries and coastal waters EQS	UK Freshwater EQS													
Chem_Group	**Analyte**	**Units**	**MDL**																
	Dimethyl phthalate	µg/L	1		800[#4]	800[#4]	-	-	-	<1	<1	<1	<1	<1	<1	-	-	-	-
	Di-n-butyl phthalate	µg/L	1		8[#4]	8[#4]	-	-	-	<1	<1	<1	<1	<1	<1	-	-	-	-
	Di-n-octyl phthalate	µg/L	5		20[#4]	20[#4]	-	-	-	<5	<5	<5	<5	<5	<5	-	-	-	-
	Hexachlorobenzene	µg/L	0.01		0.05(MAC)[#12]	0.05(MAC)[#12]	<0.01	<0.01	<0.01	<1	<1	<1	<1	<1	<1	-	-	-	-
	Hexachlorocyclopentadiene	µg/L	1				-	-	-	<1	<1	<1	<1	<1	<1	-	-	-	-
	Hexachloroethane	µg/L	1				-	-	-	<1	<1	<1	<1	<1	<1	-	-	-	-
	Isophorone	µg/L	1				-	-	-	<1	<1	<1	<1	<1	<1	-	-	-	-
	Nitrobenzene	µg/L	1				-	-	-	<1	<1	<1	<1	<1	<1	-	-	-	-
	N-nitrosodi-n-propylamine	µg/L	1				-	-	-	<1	<1	<1	<1	<1	<1	-	-	-	-
	Pentachlorobenzene	µg/L	0.01		0.0007[#2]	0.007[#2]	<0.01	<0.01	<0.01	-	-	-	-	-	-	-	-	-	-
	Pentachloronitrobenzene	µg/L	0.01				<0.01	<0.01	<0.01	-	-	-	-	-	-	-	-	-	-
	Pentachlorophenol	µg/L	1		0.4[#2]	0.4[#2]	-	-	-	<1	<1	<1	<1	<1	<1	-	-	-	-
PCB	Heptachlorobiphenyl, 2,3,3,4,4,5,5- (PCB 189)	µg/L	0.015				-	-	-	-	-	-	-	-	-	-	-	-	-
	Hexachlorobiphenyl, 2,3,3,4,4,5- (PCB 156)	µg/L	0.015				-	-	-	-	-	-	-	-	-	-	-	-	-
	Hexachlorobiphenyl, 2,3,3,4,4,5- (PCB 157)	µg/L	0.015				-	-	-	-	-	-	-	-	-	-	-	-	-
	Hexachlorobiphenyl, 2,3,4,4,5,5- (PCB 167)	µg/L	0.015				-	-	-	-	-	-	-	-	-	-	-	-	-
	Hexachlorobiphenyl, 3,3,4,4,5,5- (PCB 169)	µg/L	0.015				-	-	-	-	-	-	-	-	-	-	-	-	-
	PCB 101	µg/L	0.015				-	-	-	-	-	-	-	-	-	-	-	-	-
	PCB 118	µg/L	0.015				-	-	-	-	-	-	-	-	-	-	-	-	-
	PCB 138	µg/L	0.015				-	-	-	-	-	-	-	-	-	-	-	-	-
	PCB 153	µg/L	0.015				-	-	-	-	-	-	-	-	-	-	-	-	-
	PCB 180	µg/L	0.015				-	-	-	-	-	-	-	-	-	-	-	-	-
	PCB 28	µg/L	0.015				-	-	-	-	-	-	-	-	-	-	-	-	-
	PCB 52	µg/L	0.015				-	-	-	-	-	-	-	-	-	-	-	-	-
	Pentachlorobiphenyl, 2,3,3,4,4- (PCB 105)	µg/L	0.015				-	-	-	-	-	-	-	-	-	-	-	-	-
	Pentachlorobiphenyl, 2,3,4,4,5- (PCB 114)	µg/L	0.015				-	-	-	-	-	-	-	-	-	-	-	-	-
	Pentachlorobiphenyl, 2,3,4,4,5- (PCB 123)	µg/L	0.015				-	-	-	-	-	-	-	-	-	-	-	-	-

						Location	BH04011	BH04011	BH04011	BH04011	BH04011	BH04011	BH04011	BH04011	BH04011	BH04012	BH04012	BH04012	BH04012
						Sampled_Date_Time	20/11/2019	28/01/2020	19/02/2020	25/03/2020	21/04/2020	20/05/2020	23/06/2020	23/06/2020	23/09/2020	20/11/2019	28/01/2020	20/02/2020	25/03/2020
						Sample_Depth_Avg	1.53	0.45	33	33	30	33	34	34	0.73	0.71	0.66	11	11
						Project_ID	LTC - Phase 2	LTC - Phase 2	LTC - Phase 2 LTM	LTC - Phase 2 LTM	LTC - Phase 2 LTM	LTC - Phase 2 LTM	LTC - Phase 2 LTM	LTC - Phase 2 LTM	LTC - Phase 2 LTM	LTC - Phase 2	LTC - Phase 2	LTC - Phase 2 LTM	LTC - Phase 2 LTM
				UK Drinking Water Standards	UK Estuaries and coastal waters EQS	UK Freshwater EQS													
Chem_Group	**Analyte**	**Units**	**MDL**																
	Pentachlorobiphenyl, 3,3,4,4,5- (PCB 126)	µg/L	0.015				-	-	-	-	-	-	-	-	-	-	-	-	-
	Tetrachlorobiphenyl, 3,3,4,4- (PCB 77)	µg/L	0.015				-	-	-	-	-	-	-	-	-	-	-	-	-
	Tetrachlorobiphenyl, 3,4,4,5- (PCB 81)	µg/L	0.015				-	-	-	-	-	-	-	-	-	-	-	-	-
	Total PCB 7 Congeners	µg/L	0.105				-	-	-	-	-	-	-	-	-	-	-	-	-
Phenolics	Xylenols (Filtered)	µg/L	0.5				<0.5	<0.5	<0.5	<0.5	<0.5	<0.5	1.24	0.59	<0.5	<0.5	<0.5	<0.5	<0.5
	Cresol Total (Filtered)	µg/L	0.5				<0.5	<0.5	<0.5	<0.5	<0.5	<0.5	<0.5	<0.5	<0.5	<0.5	<0.5	<0.5	<0.5
	Phenol	µg/L	1	5800[#34]	7.7[#2]	7.7[#2]	-	-	-	<1	<1	<1	<1	<1	<1	-	-	-	-
	Phenol (Filtered)	µg/L	0.5	5800[#34]	7.7[#2]	7.7[#2]	<0.5	<0.5	<0.5	<0.5	<0.5	<0.5	<0.5	<0.5	<0.5	<0.5	<0.5	<0.5	<0.5
	Phenols Monohydric (Filtered)	µg/L	0.5				<0.5	<0.5	<0.5	<0.5	<0.5	<0.5	1.24	0.59	<0.5	<0.5	<0.5	<0.5	<0.5
Organotins	Tributyltin	µg/L	0.001		0.0002[#2]	0.0002[#2]	-	-	-	-	-	-	-	-	-	-	-	-	-
Biological	Coliforms Total (Confirmed)	CFU/100mL					-	-	-	-	-	-	-	-	-	-	-	-	-
	Coliforms Total (Presumptive)	CFU/100mL					-	-	-	-	-	-	-	-	-	-	-	-	-
	Escherichia coli (Confirmed)	CFU/100mL					-	-	-	-	-	-	-	-	-	-	-	-	-
	Escherichia coli (Presumptive)	CFU/100mL					-	-	-	-	-	-	-	-	-	-	-	-	-
	Faecal streptococci (Confirmed)	CFU/100mL					-	-	-	-	-	-	-	-	-	-	-	-	-
	Faecal streptococci (Presumptive)	CFU/100mL					-	-	-	-	-	-	-	-	-	-	-	-	-
	Faecal Streptococci cfu/100ml	cfu/100ml					-	-								-	-		
	Coliform	cfu/100 ml					-	-								-	-		
	Salmonella	Detect					-	-	-	-	-	-	-	-	-	-	-	-	-
Pesticides	1-(3.4-Dichlorophenyl) urea (DCPU)	µg/l					<0.02	<0.02	<0.02	-	-	-	-	-	-	-	-	-	-
	2-(4-Chlorophenoxy)propionic acid, 4-CPP	µg/l					<0.01	<0.01	<0.01	-	-	-	-	-	-	-	-	-	-
	2-amino-N-(isopropyl)benzamide	µg/l					<0.02	<0.02	<0.02	-	-	-	-	-	-	-	-	-	-
	2-Chloro-2.6-diethylacetanilide	µg/l					<0.01	<0.01	<0.01	-	-	-	-	-	-	-	-	-	-
	Acibenzolar-S-methyl	µg/l					<0.03	<0.03	<0.03	-	-	-	-	-	-	-	-	-	-
	Aminopyralid	µg/l					<0.05	<0.05	<0.05	-	-	-	-	-	-	-	-	-	-
	Azoxystrobin	µg/L					<0.01	<0.01	<0.01	-	-	-	-	-	-	-	-	-	-
	BAM	µg/l					<0.01	0.015	0.01	-	-	-	-	-	-	-	-	-	-

						Location	BH04011	BH04011	BH04011	BH04011	BH04011	BH04011	BH04011	BH04011	BH04011	BH04012	BH04012	BH04012	BH04012
						Sampled_Date_Time	20/11/2019	28/01/2020	19/02/2020	25/03/2020	21/04/2020	20/05/2020	23/06/2020	23/06/2020	23/09/2020	20/11/2019	28/01/2020	20/02/2020	25/03/2020
						Sample_Depth_Avg	1.53	0.45	33	33	30	33	34	34	0.73	0.71	0.66	11	11
						Project_ID	LTC - Phase 2	LTC - Phase 2	LTC - Phase 2 LTM	LTC - Phase 2 LTM	LTC - Phase 2 LTM	LTC - Phase 2 LTM	LTC - Phase 2 LTM	LTC - Phase 2 LTM	LTC - Phase 2 LTM	LTC - Phase 2	LTC - Phase 2	LTC - Phase 2 LTM	LTC - Phase 2 LTM
				UK Drinking Water Standards	UK Estuaries and coastal waters EQS	UK Freshwater EQS													
Chem_Group	**Analyte**	**Units**	**MDL**																
	Benalaxyl	µg/l					<0.02	<0.02	<0.02	-	-	-	-	-	-	-	-	-	-
	Bentazone methyl	µg/l					<0.03	<0.03	<0.03	-	-	-	-	-	-	-	-	-	-
	Bifenox	µg/L					<0.04	<0.04	<0.04	-	-	-	-	-	-	-	-	-	-
	Bitertanol	µg/l					<0.02	<0.02	<0.02	-	-	-	-	-	-	-	-	-	-
	Boscalid	µg/l					<0.01	<0.01	<0.01	-	-	-	-	-	-	-	-	-	-
	Cadusafos	µg/l					<0.02	<0.02	<0.02	-	-	-	-	-	-	-	-	-	-
	Carfentrazone-ethyl	µg/L					<0.04	<0.04	<0.04	-	-	-	-	-	-	-	-	-	-
	Chloridazon-desphenyl	µg/l					<0.03	<0.03	<0.03	-	-	-	-	-	-	-	-	-	-
	Chloridazon-methyl desphenyl	µg/l					<0.05	<0.05	<0.05	-	-	-	-	-	-	-	-	-	-
	Chlorotoluron-desmethyl	µg/l					<0.02	<0.02	<0.02	-	-	-	-	-	-	-	-	-	-
	Chlorpropham	µg/L			10[#4]	10[#4]	<0.05	<0.05	<0.05	-	-	-	-	-	-	-	-	-	-
	Clodinafop	µg/l					<0.03	<0.03	<0.03	-	-	-	-	-	-	-	-	-	-
	Clomeprop	µg/l					<0.01	<0.01	<0.01	-	-	-	-	-	-	-	-	-	-
	Crimidine	µg/l					<0.03	<0.03	<0.03	-	-	-	-	-	-	-	-	-	-
	Cybutryne (Irgarol)	µg/l					<0.01	<0.01	<0.01	-	-	-	-	-	-	-	-	-	-
	Cyprazine	µg/l					<0.02	<0.02	<0.02	-	-	-	-	-	-	-	-	-	-
	Cyprodinil	µg/L					<0.02	<0.02	<0.02	-	-	-	-	-	-	-	-	-	-
	Dichlofenthion	µg/l					<0.05	<0.05	<0.05	-	-	-	-	-	-	-	-	-	-
	Dichlormid	µg/l					<0.05	<0.05	<0.05	-	-	-	-	-	-	-	-	-	-
	Diethofencarb	µg/l					<0.02	<0.02	<0.02	-	-	-	-	-	-	-	-	-	-
	Difenacoum	µg/l					<0.02	<0.02	<0.02	-	-	-	-	-	-	-	-	-	-
	Dimefuron	µg/l					<0.02	<0.02	<0.02	-	-	-	-	-	-	-	-	-	-
	Dimethachlo	µg/l					<0.01	<0.01	<0.01	-	-	-	-	-	-	-	-	-	-
	Dimethenamid	µg/l					<0.01	<0.01	<0.01	-	-	-	-	-	-	-	-	-	-
	Dimethomorph	µg/l					<0.01	<0.01	<0.01	-	-	-	-	-	-	-	-	-	-
	Dinoterb	µg/l					<0.04	<0.04	<0.04	-	-	-	-	-	-	-	-	-	-
	Diuron desmethyl (DCPMU)	µg/l					<0.03	<0.03	<0.03	-	-	-	-	-	-	-	-	-	-

						Location	BH04011	BH04011	BH04011	BH04011	BH04011	BH04011	BH04011	BH04011	BH04011	BH04012	BH04012	BH04012	BH04012
						Sampled_Date_Time	20/11/2019	28/01/2020	19/02/2020	25/03/2020	21/04/2020	20/05/2020	23/06/2020	23/06/2020	23/09/2020	20/11/2019	28/01/2020	20/02/2020	25/03/2020
						Sample_Depth_Avg	1.53	0.45	33	33	30	33	34	34	0.73	0.71	0.66	11	11
						Project_ID	LTC - Phase 2	LTC - Phase 2	LTC - Phase 2 LTM	LTC - Phase 2 LTM	LTC - Phase 2 LTM	LTC - Phase 2 LTM	LTC - Phase 2 LTM	LTC - Phase 2 LTM	LTC - Phase 2 LTM	LTC - Phase 2	LTC - Phase 2	LTC - Phase 2 LTM	LTC - Phase 2 LTM
				UK Drinking Water Standards	UK Estuaries and coastal waters EQS	UK Freshwater EQS													
Chem_Group	**Analyte**	**Units**	**MDL**																
	Epoxiconazole	µg/l					<0.03	<0.03	<0.03	-	-	-	-	-	-	-	-	-	-
	Etrimphos	µg/L	0.01				<0.01	<0.01	<0.01	-	-	-	-	-	-	-	-	-	-
	Fenoxaprop	µg/l					<0.03	<0.03	<0.03	-	-	-	-	-	-	-	-	-	-
	Fenpropidin	µg/l					<0.02	<0.02	<0.02	-	-	-	-	-	-	-	-	-	-
	Fenuron	µg/l					<0.01	<0.01	<0.01	-	-	-	-	-	-	-	-	-	-
	Fipronil	µg/L					<0.05	<0.05	<0.05	-	-	-	-	-	-	-	-	-	-
	Florasulam	µg/l					<0.02	<0.02	<0.02	-	-	-	-	-	-	-	-	-	-
	Fluazifop	µg/l					<0.02	<0.04	<0.02	-	-	-	-	-	-	-	-	-	-
	Fluazifop-P-butyl	µg/L					<0.02	<0.02	<0.02	-	-	-	-	-	-	-	-	-	-
	Foramsulfuron	µg/l					<0.01	<0.01	<0.01	-	-	-	-	-	-	-	-	-	-
	Furathiocarb	µg/l					<0.02	<0.02	<0.02	-	-	-	-	-	-	-	-	-	-
	Haloxyfop	µg/l					<0.03	<0.03	<0.03	-	-	-	-	-	-	-	-	-	-
	Haloxyfop-p-methyl	µg/l					<0.03	<0.03	<0.03	-	-	-	-	-	-	-	-	-	-
	Heptachlor epoxide	µg/L	0.01	0.03[#1]			<0.01	<0.01	<0.01	-	-	-	-	-	-	-	-	-	-
	Imazamox	µg/l					<0.01	<0.01	<0.01	-	-	-	-	-	-	-	-	-	-
	Indoxacarb	µg/L					<0.05	<0.05	<0.05	-	-	-	-	-	-	-	-	-	-
	Isoproturon-desmethyl	µg/l					<0.02	<0.02	<0.02	-	-	-	-	-	-	-	-	-	-
	Isoproturon-monodesmethyl	µg/l					<0.02	<0.02	<0.02	-	-	-	-	-	-	-	-	-	-
	Isopyrazam	µg/l					<0.03	<0.03	<0.03	-	-	-	-	-	-	-	-	-	-
	Kresoxim-methyl	µg/l					<0.03	<0.03	<0.03	-	-	-	-	-	-	-	-	-	-
	Malaoxon	µg/l					<0.02	<0.02	<0.02	-	-	-	-	-	-	-	-	-	-
	Mandipropamid	µg/l					-	-	<0.02	-	-	-	-	-	-	-	-	-	-
	Mecarbam	µg/l					<0.02	<0.02	<0.02	-	-	-	-	-	-	-	-	-	-
	Mesotrione	µg/l					<0.05	<0.05	<0.05	-	-	-	-	-	-	-	-	-	-
	Metconazole	µg/l					<0.02	<0.02	<0.02	-	-	-	-	-	-	-	-	-	-
	Metribuzin-desamino	µg/l					<0.01	<0.01	<0.01	-	-	-	-	-	-	-	-	-	-
	Naptalam	µg/l					<0.03	<0.03	<0.03	-	-	-	-	-	-	-	-	-	-

						Location	BH04011	BH04011	BH04011	BH04011	BH04011	BH04011	BH04011	BH04011	BH04011	BH04012	BH04012	BH04012	BH04012
						Sampled_Date_Time	20/11/2019	28/01/2020	19/02/2020	25/03/2020	21/04/2020	20/05/2020	23/06/2020	23/06/2020	23/09/2020	20/11/2019	28/01/2020	20/02/2020	25/03/2020
						Sample_Depth_Avg	1.53	0.45	33	33	30	33	34	34	0.73	0.71	0.66	11	11
						Project_ID	LTC - Phase 2	LTC - Phase 2	LTC - Phase 2 LTM	LTC - Phase 2 LTM	LTC - Phase 2 LTM	LTC - Phase 2 LTM	LTC - Phase 2 LTM	LTC - Phase 2 LTM	LTC - Phase 2 LTM	LTC - Phase 2	LTC - Phase 2	LTC - Phase 2 LTM	LTC - Phase 2 LTM
				UK Drinking Water Standards	UK Estuaries and coastal waters EQS	UK Freshwater EQS													
Chem_Group	**Analyte**	**Units**	**MDL**																
	Nicosulfuron	µg/l					<0.01	<0.01	<0.01	-	-	-	-	-	-	-	-	-	-
	Nuarimol	µg/l					<0.02	<0.02	<0.02	-	-	-	-	-	-	-	-	-	-
	Oxadixyl	µg/l					<0.03	<0.03	<0.03	-	-	-	-	-	-	-	-	-	-
	Paraoxon-ethyl	µg/l					<0.02	<0.02	<0.02	-	-	-	-	-	-	-	-	-	-
	Parathion-ethyl	µg/l					<0.05	<0.05	<0.05	-	-	-	-	-	-	-	-	-	-
	Penconazole	µg/l					<0.02	<0.02	<0.02	-	-	-	-	-	-	-	-	-	-
	Pencycuron	µg/l					<0.02	<0.02	<0.02	-	-	-	-	-	-	-	-	-	-
	Phosphamidon II (E)	µg/l	0.01				<0.01	<0.02	<0.01	-	-	-	-	-	-	-	-	-	-
	Pretilachlor	µg/l					<0.02	<0.02	<0.02	-	-	-	-	-	-	-	-	-	-
	Primisulfuron-methyl	µg/l					<0.02	<0.02	<0.02	-	-	-	-	-	-	-	-	-	-
	Prodiamine	µg/l					<0.05	<0.05	<0.05	-	-	-	-	-	-	-	-	-	-
	Propaquizafop	µg/l					<0.03	<0.03	<0.03	-	-	-	-	-	-	-	-	-	-
	Propetamphos	µg/L	0.01		0.03[#4]	0.03[#4]	-	-	<0.01	-	-	-	-	-	-	-	-	-	-
	Prosulfocarb	µg/l					<0.01	<0.01	<0.01	-	-	-	-	-	-	-	-	-	-
	Prothioconazole	µg/l					<0.05	<0.05	<0.05	-	-	-	-	-	-	-	-	-	-
	Pyribenzoxim	µg/l					<0.05	<0.05	<0.05	-	-	-	-	-	-	-	-	-	-
	Quinmerac	µg/l					<0.01	<0.01	<0.01	-	-	-	-	-	-	-	-	-	-
	Quizalofop	µg/l					<0.05	<0.05	<0.05	-	-	-	-	-	-	-	-	-	-
	Rimsulfuron	µg/l					<0.01	<0.01	<0.01	-	-	-	-	-	-	-	-	-	-
	Sebuthylazine	µg/l					<0.01	<0.01	<0.01	-	-	-	-	-	-	-	-	-	-
	Simazine-2-hydroxy	µg/l					<0.01	<0.01	<0.01	-	-	-	-	-	-	-	-	-	-
	Sodium Acifluorfen	µg/L					<0.01	<0.01	<0.01	-	-	-	-	-	-	-	-	-	-
	Sulfosulfuron	µg/l					<0.01	<0.01	<0.01	-	-	-	-	-	-	-	-	-	-
	Tecnazene	µg/L	0.01		1[#4]	1[#4]	-	-	<0.01	-	-	-	-	-	-	-	-	-	-
	Teflubenzuron	µg/l					<0.03	<0.03	<0.03	-	-	-	-	-	-	-	-	-	-
	Terbuthylazine-desethyl	µg/l					<0.01	<0.01	<0.01	-	-	-	-	-	-	-	-	-	-
	Terbuthylazine-desethyl-2-hydroxy	µg/l					<0.01	0.039	<0.01	-	-	-	-	-	-	-	-	-	-

						Location	BH04011	BH04011	BH04011	BH04011	BH04011	BH04011	BH04011	BH04011	BH04011	BH04012	BH04012	BH04012	BH04012
						Sampled_Date_Time	20/11/2019	28/01/2020	19/02/2020	25/03/2020	21/04/2020	20/05/2020	23/06/2020	23/06/2020	23/09/2020	20/11/2019	28/01/2020	20/02/2020	25/03/2020
						Sample_Depth_Avg	1.53	0.45	33	33	30	33	34	34	0.73	0.71	0.66	11	11
						Project_ID	LTC - Phase 2	LTC - Phase 2	LTC - Phase 2 LTM	LTC - Phase 2 LTM	LTC - Phase 2 LTM	LTC - Phase 2 LTM	LTC - Phase 2 LTM	LTC - Phase 2 LTM	LTC - Phase 2 LTM	LTC - Phase 2	LTC - Phase 2	LTC - Phase 2 LTM	LTC - Phase 2 LTM
				UK Drinking Water Standards	UK Estuaries and coastal waters EQS	UK Freshwater EQS													
Chem_Group	**Analyte**	**Units**	**MDL**																
	Terbuthylazine-hydroxy	µg/l					0.02	0.446	<0.01	-	-	-	-	-	-	-	-	-	-
	Thiabendazole	µg/L			5[#4]	5[#4]	<0.03	<0.03	<0.03	-	-	-	-	-	-	-	-	-	-
	Thiamethoxam	µg/L					<0.01	<0.01	<0.01	-	-	-	-	-	-	-	-	-	-
	Tribenuron-methyl	µg/L					<0.01	<0.01	<0.01	-	-	-	-	-	-	-	-	-	-
	Trietazine	µg/L	0.01				<0.01	<0.01	<0.01	-	-	-	-	-	-	-	-	-	-
	Trifloxysulfuron-sodium	µg/l					<0.01	<0.01	<0.01	-	-	-	-	-	-	-	-	-	-
	Triflusulfuron-methyl	µg/l					<0.01	<0.01	<0.01	-	-	-	-	-	-	-	-	-	-
	Triforine	µg/l					<0.05	<0.05	<0.05	-	-	-	-	-	-	-	-	-	-
	Triticonazole	µg/l					<0.01	<0.01	<0.01	-	-	-	-	-	-	-	-	-	-
	Desmetryn	mg/L					<0.00001	<0.00001	<0.00001	-	-	-	-	-	-	-	-	-	-
	Simetryn	mg/L					<0.00001	<0.00001	<0.00001	-	-	-	-	-	-	-	-	-	-
	Clothianidin	µg/L					<0.01	<0.01	<0.01	-	-	-	-	-	-	-	-	-	-
	Cymoxanil	µg/L					<0.05	<0.05	<0.05	-	-	-	-	-	-	-	-	-	-
	Fluazifop-butyl	µg/L					<0.02	<0.02	<0.02	-	-	-	-	-	-	-	-	-	-
	Imazamethabenz-methyl	µg/L					<0.01	<0.01	<0.01	-	-	-	-	-	-	-	-	-	-
	Mesosulfuron-methyl	µg/L					<0.02	<0.02	<0.02	-	-	-	-	-	-	-	-	-	-
	Metamitron	µg/L					<0.03	<0.03	<0.03	-	-	-	-	-	-	-	-	-	-
	Metobromuron	µg/L					<0.03	<0.03	<0.03	-	-	-	-	-	-	-	-	-	-
	Monuron	µg/L					<0.02	<0.02	<0.02	-	-	-	-	-	-	-	-	-	-
	Secbumeton	µg/L					<0.01	<0.01	<0.01	-	-	-	-	-	-	-	-	-	-
	Spiroxamine	µg/L					<0.01	<0.01	<0.01	-	-	-	-	-	-	-	-	-	-
	Clomazon	µg/L					<0.01	<0.01	<0.01	-	-	-	-	-	-	-	-	-	-
	Metazachlor	µg/L	0.01				<0.01	<0.01	<0.01	-	-	-	-	-	-	-	-	-	-
	Methabenzthiazuran	µg/L					<0.01	<0.01	<0.01	-	-	-	-	-	-	-	-	-	-
	Iprovalicarb	µg/L					<0.01	<0.01	<0.01	-	-	-	-	-	-	-	-	-	-
	Chloroxuron	µg/L					<0.01	<0.01	<0.01	-	-	-	-	-	-	-	-	-	-
	Neburon	µg/L					<0.01	<0.01	<0.01	-	-	-	-	-	-	-	-	-	-

						Location	BH04011	BH04011	BH04011	BH04011	BH04011	BH04011	BH04011	BH04011	BH04011	BH04012	BH04012	BH04012	BH04012
						Sampled_Date_Time	20/11/2019	28/01/2020	19/02/2020	25/03/2020	21/04/2020	20/05/2020	23/06/2020	23/06/2020	23/09/2020	20/11/2019	28/01/2020	20/02/2020	25/03/2020
						Sample_Depth_Avg	1.53	0.45	33	33	30	33	34	34	0.73	0.71	0.66	11	11
						Project_ID	LTC - Phase 2	LTC - Phase 2	LTC - Phase 2 LTM	LTC - Phase 2 LTM	LTC - Phase 2 LTM	LTC - Phase 2 LTM	LTC - Phase 2 LTM	LTC - Phase 2 LTM	LTC - Phase 2 LTM	LTC - Phase 2	LTC - Phase 2	LTC - Phase 2 LTM	LTC - Phase 2 LTM
				UK Drinking Water Standards	UK Estuaries and coastal waters EQS	UK Freshwater EQS													
Chem_Group	**Analyte**	**Units**	**MDL**																
	Metribuzin	µg/L					<0.03	<0.03	<0.03	-	-	-	-	-	-	-	-	-	-
	2,3,6-Trichlorobenzoic Acid (Tba)	µg/L					<0.1	<0.8	<0.1	-	-	-	-	-	-	-	-	-	-
	2,4,5-Trichlorophenoxy Acetic Acid	µg/L					<0.01	<0.01	<0.01	-	-	-	-	-	-	-	-	-	-
	2,4,5-TP (Silvex)	µg/L					<0.01	<0.01	<0.01	-	-	-	-	-	-	-	-	-	-
	Pyrimethanil	µg/L					<0.02	<0.02	<0.02	-	-	-	-	-	-	-	-	-	-
	Hedonal	µg/L			0.3[#2]	0.3[#2]	<0.01	<0.01	<0.01	-	-	-	-	-	-	-	-	-	-
	2,4-DDT	µg/L	0.01		0.00625[#42]	0.00625[#42]	<0.01	<0.01	<0.01	-	-	-	-	-	-	-	-	-	-
	Propachlor	µg/L	0.01				<0.01	<0.01	<0.01	-	-	-	-	-	-	-	-	-	-
	Propamocarb	µg/L					<0.03	<0.03	<0.03	-	-	-	-	-	-	-	-	-	-
	2,4-Dichlorprop	µg/L					<0.01	<0.01	<0.01	-	-	-	-	-	-	-	-	-	-
	3-Hydroxy Carbofuran	µg/L					<0.01	<0.01	<0.01	-	-	-	-	-	-	-	-	-	-
	4-(2,4-Dichlorophenoxy)butyric Acid (2,4-DB)	µg/L					<0.02	<0.02	<0.02	-	-	-	-	-	-	-	-	-	-
	4,4-DDE	µg/L	0.01		0.00625[#42]	0.00625[#42]	<0.01	<0.01	<0.01	-	-	-	-	-	-	-	-	-	-
	4-Bromo-3,5-dimethylphenyl-N-methylcarbamate	µg/L					<0.02	<0.02	<0.02	-	-	-	-	-	-	-	-	-	-
	a-BHC	µg/L	0.01				<0.01	<0.01	<0.01	-	-	-	-	-	-	-	-	-	-
	Acetochlor	µg/L					<0.03	<0.03	<0.03	-	-	-	-	-	-	-	-	-	-
	Aldicarb	µg/L					<0.05	<0.05	<0.05	-	-	-	-	-	-	-	-	-	-
	Aldicarb sulfone	µg/L					<0.01	<0.01	<0.01	-	-	-	-	-	-	-	-	-	-
	Aldrin	µg/L	0.01	0.03[#1]	0.00125[#43]	0.0025[#44]	<0.01	<0.01	<0.01	-	-	-	-	-	-	-	-	-	-
	Ametryn	µg/L					<0.01	<0.01	<0.01	-	-	-	-	-	-	-	-	-	-
	Amidosulfuron	µg/L					<0.02	<0.02	<0.02	-	-	-	-	-	-	-	-	-	-
	Acetamiprid	µg/L					<0.01	<0.01	<0.01	-	-	-	-	-	-	-	-	-	-
	Aclonifen	µg/L					<0.03	<0.03	<0.03	-	-	-	-	-	-	-	-	-	-
	Actril (Ioxynil)	µg/L			10[#4]	10[#4]	<0.01	<0.01	<0.01	-	-	-	-	-	-	-	-	-	-
	Atraton	µg/L					<0.01	<0.01	<0.01	-	-	-	-	-	-	-	-	-	-
	Atrazine	µg/L	0.01		0.6[#2]	0.6[#2]	0.028 - 0.128	0.016 - 0.053	0.032 - 0.0769	-	-	-	-	-	-	-	-	-	-
	Azinophos methyl	µg/L	0.02		0.01[#8]	0.01[#8]	<0.02	<0.02	<0.02	-	-	-	-	-	-	-	-	-	-

						Location	BH04011	BH04011	BH04011	BH04011	BH04011	BH04011	BH04011	BH04011	BH04011	BH04012	BH04012	BH04012	BH04012
						Sampled_Date_Time	20/11/2019	28/01/2020	19/02/2020	25/03/2020	21/04/2020	20/05/2020	23/06/2020	23/06/2020	23/09/2020	20/11/2019	28/01/2020	20/02/2020	25/03/2020
						Sample_Depth_Avg	1.53	0.45	33	33	30	33	34	34	0.73	0.71	0.66	11	11
						Project_ID	LTC - Phase 2	LTC - Phase 2	LTC - Phase 2 LTM	LTC - Phase 2 LTM	LTC - Phase 2 LTM	LTC - Phase 2 LTM	LTC - Phase 2 LTM	LTC - Phase 2 LTM	LTC - Phase 2 LTM	LTC - Phase 2	LTC - Phase 2	LTC - Phase 2 LTM	LTC - Phase 2 LTM
				UK Drinking Water Standards	UK Estuaries and coastal waters EQS	UK Freshwater EQS													
Chem_Group	**Analyte**	**Units**	**MDL**																
	Baygon	µg/L					<0.01	<0.01	<0.01	-	-	-	-	-	-	-	-	-	-
	b-BHC	µg/L	0.01				<0.01	<0.01	<0.01	-	-	-	-	-	-	-	-	-	-
	Benazolin	µg/L					<0.05	<0.05	<0.05	-	-	-	-	-	-	-	-	-	-
	Bendiocarb	µg/L					<0.01	<0.01	<0.01	-	-	-	-	-	-	-	-	-	-
	Bentazone	µg/L			500[#4]	500[#4]	<0.01	<0.01	<0.01	-	-	-	-	-	-	-	-	-	-
	Bidrin	µg/L					<0.01	<0.01	<0.01	-	-	-	-	-	-	-	-	-	-
	Bromacil	µg/L					<0.01	<0.01	<0.01	-	-	-	-	-	-	-	-	-	-
	Bromazil	µg/L					<0.03	<0.03	<0.03	-	-	-	-	-	-	-	-	-	-
	Bromophos-ethyl	µg/L					<0.03	<0.03	<0.03	-	-	-	-	-	-	-	-	-	-
	Bromoxynil	µg/L			100[#4]	100[#4]	<0.01	<0.01	<0.01	-	-	-	-	-	-	-	-	-	-
	Carbaryl	µg/L					<0.01	<0.01	<0.01	-	-	-	-	-	-	-	-	-	-
	Carbendazim	µg/L				0.15[#4]	<0.01	<0.01	<0.01	-	-	-	-	-	-	-	-	-	-
	Carbetamide	µg/L					<0.01	<0.01	<0.01	-	-	-	-	-	-	-	-	-	-
	Carbofuran	µg/L					<0.01	<0.01	<0.01	-	-	-	-	-	-	-	-	-	-
	Carbophenothion	µg/L	0.01				-	-	<0.01	-	-	-	-	-	-	-	-	-	-
	Carboxin	µg/L					<0.02	<0.02	<0.02	-	-	-	-	-	-	-	-	-	-
	Chlorbromuron	µg/L					<0.01	<0.01	<0.01	-	-	-	-	-	-	-	-	-	-
	Chlordane (cis)	µg/L	0.01				<0.01	<0.01	<0.01	-	-	-	-	-	-	-	-	-	-
	Azinphos Ethyl	µg/L	0.02				<0.04	<0.04	<0.02	-	-	-	-	-	-	-	-	-	-
	Chlordane (trans)	µg/L	0.01				<0.01	<0.01	<0.01	-	-	-	-	-	-	-	-	-	-
	Chlorfenvinphos	µg/L	0.01		0.1[#2]	0.1[#2]	<0.01	<0.01	<0.01	-	-	-	-	-	-	-	-	-	-
	Chloridazon	µg/L					<0.01	<0.01	<0.01	-	-	-	-	-	-	-	-	-	-
	Chlorotoluron	µg/L			2[#4]	2[#4]	<0.01	<0.01	<0.01	-	-	-	-	-	-	-	-	-	-
	Chlorpyrifos	µg/L	0.01		0.03[#2]		<0.005	<0.005	<0.005	-	-	-	-	-	-	-	-	-	-
	Chlorpyrifos-methyl	µg/L	0.01				<0.01	<0.01	<0.01	-	-	-	-	-	-	-	-	-	-
	Chlorsulfuron	µg/L					-	-	<0.01	-	-	-	-	-	-	-	-	-	-
	Clopyralid	µg/L					<0.03	<0.03	<0.03	-	-	-	-	-	-	-	-	-	-

						Location	BH04011	BH04011	BH04011	BH04011	BH04011	BH04011	BH04011	BH04011	BH04011	BH04012	BH04012	BH04012	BH04012
						Sampled_Date_Time	20/11/2019	28/01/2020	19/02/2020	25/03/2020	21/04/2020	20/05/2020	23/06/2020	23/06/2020	23/09/2020	20/11/2019	28/01/2020	20/02/2020	25/03/2020
						Sample_Depth_Avg	1.53	0.45	33	33	30	33	34	34	0.73	0.71	0.66	11	11
						Project_ID	LTC - Phase 2	LTC - Phase 2	LTC - Phase 2 LTM	LTC - Phase 2 LTM	LTC - Phase 2 LTM	LTC - Phase 2 LTM	LTC - Phase 2 LTM	LTC - Phase 2 LTM	LTC - Phase 2 LTM	LTC - Phase 2	LTC - Phase 2	LTC - Phase 2 LTM	LTC - Phase 2 LTM
				UK Drinking Water Standards	UK Estuaries and coastal waters EQS	UK Freshwater EQS													
Chem_Group	**Analyte**	**Units**	**MDL**																
	Coumaphos	µg/L	0.01		0.03[#4]	0.03[#4]	<0.01	<0.01	<0.01	-	-	-	-	-	-	-	-	-	-
	Cyanazine	µg/L	0.01				<0.01	<0.01	<0.01	-	-	-	-	-	-	-	-	-	-
	Cyproconazole	µg/L					<0.01	<0.01	<0.01	-	-	-	-	-	-	-	-	-	-
	Cyromazine	µg/L					<0.05	<0.05	<0.05	-	-	-	-	-	-	-	-	-	-
	d-BHC	µg/L	0.01				<0.01	<0.01	<0.01	-	-	-	-	-	-	-	-	-	-
	DDD	µg/L	0.01		0.00625[#42]	0.00625[#42]	<0.01	<0.01	<0.01	-	-	-	-	-	-	-	-	-	-
	DDT	µg/L	0.01		0.01[#45]	0.01[#45]	<0.01	<0.01	<0.01	-	-	-	-	-	-	-	-	-	-
	Deisopropylatrazine	µg/L					<0.01	<0.01	<0.01	-	-	-	-	-	-	-	-	-	-
	Chlorothalonil	µg/L	0.01			0.035[#2]	<0.01	<0.01	<0.01	-	-	-	-	-	-	-	-	-	-
	Deethylatrazine	µg/L					0.014	<0.01	0.012	-	-	-	-	-	-	-	-	-	-
	Demeton-S-methyl	µg/L	0.01				-	-	<0.01	-	-	-	-	-	-	-	-	-	-
	Diazinon	µg/L	0.01		0.01[#2]	0.01[#2]	<0.01	<0.01	<0.01	-	-	-	-	-	-	-	-	-	-
	Dicamba	µg/L					<0.03	<0.03	<0.03	-	-	-	-	-	-	-	-	-	-
	Dichlobenil	µg/L	0.01				-	-	<0.01	-	-	-	-	-	-	-	-	-	-
	Dichlorvos	µg/L	0.01		0.04[#4]	0.001[#4]	<0.01	<0.01	<0.01	-	-	-	-	-	-	-	-	-	-
	Diclofop	µg/L					<0.02	<0.02	<0.02	-	-	-	-	-	-	-	-	-	-
	Dieldrin	µg/L	0.01	0.03[#1]	0.00125[#43]	0.0025[#44]	<0.01	<0.01	<0.01	-	-	-	-	-	-	-	-	-	-
	Difenoconazole	µg/L					<0.02	<0.02	<0.02	-	-	-	-	-	-	-	-	-	-
	Difenoxuron	µg/L					<0.02	<0.02	<0.02	-	-	-	-	-	-	-	-	-	-
	Diflubenzuron	µg/L			0.005[#4]	0.001[#4]	<0.02	<0.02	<0.02	-	-	-	-	-	-	-	-	-	-
	Diflufenican	µg/L					<0.01	<0.01	<0.01	-	-	-	-	-	-	-	-	-	-
	Dimethoate	µg/L	0.01		0.48[#2]	0.48[#2]	<0.01	<0.01	<0.01	-	-	-	-	-	-	-	-	-	-
	Dinoseb	µg/L					<0.02	<0.02	<0.02	-	-	-	-	-	-	-	-	-	-
	Disulfoton	µg/L	0.01				-	-	<0.01	-	-	-	-	-	-	-	-	-	-
	Diuron	µg/L			0.2[#2]	0.2[#2]	<0.01	<0.01	<0.01	-	-	-	-	-	-	-	-	-	-
	Endosulfan I	µg/L	0.01				<0.01	<0.01	<0.01	-	-	-	-	-	-	-	-	-	-
	Endosulfan II	µg/L	0.02				<0.02	<0.02	<0.02	-	-	-	-	-	-	-	-	-	-

						Location	BH04011	BH04011	BH04011	BH04011	BH04011	BH04011	BH04011	BH04011	BH04011	BH04012	BH04012	BH04012	BH04012
						Sampled_Date_Time	20/11/2019	28/01/2020	19/02/2020	25/03/2020	21/04/2020	20/05/2020	23/06/2020	23/06/2020	23/09/2020	20/11/2019	28/01/2020	20/02/2020	25/03/2020
						Sample_Depth_Avg	1.53	0.45	33	33	30	33	34	34	0.73	0.71	0.66	11	11
						Project_ID	LTC - Phase 2	LTC - Phase 2	LTC - Phase 2 LTM	LTC - Phase 2 LTM	LTC - Phase 2 LTM	LTC - Phase 2 LTM	LTC - Phase 2 LTM	LTC - Phase 2 LTM	LTC - Phase 2 LTM	LTC - Phase 2	LTC - Phase 2	LTC - Phase 2 LTM	LTC - Phase 2 LTM
				UK Drinking Water Standards	UK Estuaries and coastal waters EQS	UK Freshwater EQS													
Chem_Group	**Analyte**	**Units**	**MDL**																
	Endosulfan sulphate	µg/L	0.02				-	-	<0.02	-	-	-	-	-	-	-	-	-	-
	Endrin	µg/L	0.01		0.00125[#43]	0.0025[#44]	<0.01	<0.01	<0.01	-	-	-	-	-	-	-	-	-	-
	s-Ethyl dipropylthiocarbamate	µg/L					<0.02	<0.02	<0.02	-	-	-	-	-	-	-	-	-	-
	Ethiofencarb	µg/L					<0.02	<0.02	<0.02	-	-	-	-	-	-	-	-	-	-
	Ethion	µg/L	0.01				<0.02	<0.02	<0.01	-	-	-	-	-	-	-	-	-	-
	Ethoprop	µg/L					<0.02	<0.02	<0.02	-	-	-	-	-	-	-	-	-	-
	Ethofumesate	µg/L					<0.01	<0.01	<0.01	-	-	-	-	-	-	-	-	-	-
	Etridiazole	µg/L	0.01				<0.01	<0.01	<0.01	-	-	-	-	-	-	-	-	-	-
	Fenamiphos	µg/L					<0.02	<0.02	<0.02	-	-	-	-	-	-	-	-	-	-
	Fenarimol	µg/L					<0.03	<0.03	<0.03	-	-	-	-	-	-	-	-	-	-
	Fenitrothion	µg/L	0.01		0.01[#4]	0.01[#4]	<0.01	<0.01	<0.01	-	-	-	-	-	-	-	-	-	-
	Fensulfothion	µg/L					<0.02	<0.02	<0.02	-	-	-	-	-	-	-	-	-	-
	Fenhexamid	µg/L					<0.03	<0.03	<0.03	-	-	-	-	-	-	-	-	-	-
	Fenoxycarb	µg/L					<0.02	<0.02	<0.02	-	-	-	-	-	-	-	-	-	-
	Fenthion	µg/L	0.01				<0.01	<0.01	<0.01	-	-	-	-	-	-	-	-	-	-
	Fenpropimorf	µg/L					<0.01	<0.01	<0.01	-	-	-	-	-	-	-	-	-	-
	Fluroxypyr	µg/L					<0.02	<0.02	<0.02	-	-	-	-	-	-	-	-	-	-
	Flutolanil	µg/L					<0.02	<0.02	<0.02	-	-	-	-	-	-	-	-	-	-
	Fonofos	µg/L					<0.05	<0.05	<0.05	-	-	-	-	-	-	-	-	-	-
	EPTC	µg/L					-	-								-	-		
	g-BHC (Lindane)	µg/L	0.01				<0.01	<0.01	<0.01	-	-	-	-	-	-	-	-	-	-
	Haloxyfop-methyl	µg/L					<0.03	<0.03	<0.03	-	-	-	-	-	-	-	-	-	-
	Thifensulfuron	µg/L					<0.01	<0.01	<0.01	-	-	-	-	-	-	-	-	-	-
	Heptachlor	µg/L	0.01	0.03[#1]			<0.01	<0.01	<0.01	-	-	-	-	-	-	-	-	-	-
	Hexaconazole	µg/L					<0.02	<0.02	<0.02	-	-	-	-	-	-	-	-	-	-
	Hexazinone	µg/L					<0.01	<0.01	<0.01	-	-	-	-	-	-	-	-	-	-
	Hydroxyatrazine	µg/L					0.021	0.02	0.024	-	-	-	-	-	-	-	-	-	-

						Location	BH04011	BH04011	BH04011	BH04011	BH04011	BH04011	BH04011	BH04011	BH04011	BH04012	BH04012	BH04012	BH04012
						Sampled_Date_Time	20/11/2019	28/01/2020	19/02/2020	25/03/2020	21/04/2020	20/05/2020	23/06/2020	23/06/2020	23/09/2020	20/11/2019	28/01/2020	20/02/2020	25/03/2020
						Sample_Depth_Avg	1.53	0.45	33	33	30	33	34	34	0.73	0.71	0.66	11	11
						Project_ID	LTC - Phase 2	LTC - Phase 2	LTC - Phase 2 LTM	LTC - Phase 2 LTM	LTC - Phase 2 LTM	LTC - Phase 2 LTM	LTC - Phase 2 LTM	LTC - Phase 2 LTM	LTC - Phase 2 LTM	LTC - Phase 2	LTC - Phase 2	LTC - Phase 2 LTM	LTC - Phase 2 LTM
				UK Drinking Water Standards	UK Estuaries and coastal waters EQS	UK Freshwater EQS													
Chem_Group	**Analyte**	**Units**	**MDL**																
	Iprodione	µg/L					<0.03	<0.03	<0.03	-	-	-	-	-	-	-	-	-	-
	Isodrin	µg/L	0.01		0.00125[#43]	0.0025[#44]	<0.01	<0.01	<0.01	-	-	-	-	-	-	-	-	-	-
	Isoproturon	µg/L			0.3[#2]	0.3[#2]	<0.01	<0.01	<0.01	-	-	-	-	-	-	-	-	-	-
	Linuron	µg/L			0.5[#2]	0.5[#2]	<0.02	<0.02	<0.02	-	-	-	-	-	-	-	-	-	-
	Malathion	µg/L	0.01		0.02[#4]	0.01[#4]	<0.01	<0.01	<0.01	-	-	-	-	-	-	-	-	-	-
	2-Methyl-4-chlorophenoxyacetic acid	µg/L					<0.01	<0.01	<0.01	-	-	-	-	-	-	-	-	-	-
	2-Methyl-4-Chlorophenoxy Butanoic Acid	µg/L					<0.02	<0.02	<0.02	-	-	-	-	-	-	-	-	-	-
	Mecoprop	µg/L			18[#2]	18[#2]	<0.01	<0.01	<0.01	-	-	-	-	-	-	-	-	-	-
	Mefenpyr-diethyl	µg/L					<0.02	<0.02	<0.02	-	-	-	-	-	-	-	-	-	-
	Metachlor	µg/L	0.01		0.3[#2]	0.3[#2]	<0.01	<0.01	<0.01	-	-	-	-	-	-	-	-	-	-
	Metalaxyl	µg/L					<0.01	<0.01	<0.01	-	-	-	-	-	-	-	-	-	-
	Methamidophos	µg/L					<0.01	<0.01	<0.01	-	-	-	-	-	-	-	-	-	-
	Methidathion	µg/L					<0.01	<0.01	<0.01	-	-	-	-	-	-	-	-	-	-
	Methiocarb	µg/L				0.01[#4]	<0.01	<0.01	<0.01	-	-	-	-	-	-	-	-	-	-
	Methomyl	µg/L					<0.01	<0.01	<0.01	-	-	-	-	-	-	-	-	-	-
	Methoxychlor	µg/L	0.01				<0.01	<0.01	<0.01	-	-	-	-	-	-	-	-	-	-
	Methoxyfenozide	µg/L					<0.03	<0.03	<0.03	-	-	-	-	-	-	-	-	-	-
	Methyl parathion	µg/L	0.01				<0.01	<0.01	<0.01	-	-	-	-	-	-	-	-	-	-
	Metolachlor	µg/L					<0.01	<0.01	<0.01	-	-	-	-	-	-	-	-	-	-
	Metoxuron	µg/L					<0.01	<0.01	<0.01	-	-	-	-	-	-	-	-	-	-
	Metsulfuron Methyl	µg/L					<0.01	<0.01	<0.01	-	-	-	-	-	-	-	-	-	-
	Mevinphos (Phosdrin)	µg/L	0.01			0.02(MAC)[#46]	<0.01	<0.01	<0.01	-	-	-	-	-	-	-	-	-	-
	Molinate	µg/L					<0.01	<0.01	<0.01	-	-	-	-	-	-	-	-	-	-
	Monlinuran	µg/L					<0.02	<0.02	<0.02	-	-	-	-	-	-	-	-	-	-
	Monocrotophos	µg/L					<0.01	<0.01	<0.01	-	-	-	-	-	-	-	-	-	-
	Napropamide	µg/L					<0.01	<0.01	<0.01	-	-	-	-	-	-	-	-	-	-
	Flusilazole (NuStar)	µg/L					<0.01	<0.01	<0.01	-	-	-	-	-	-	-	-	-	-

						Location	BH04011	BH04011	BH04011	BH04011	BH04011	BH04011	BH04011	BH04011	BH04011	BH04012	BH04012	BH04012	BH04012
						Sampled_Date_Time	20/11/2019	28/01/2020	19/02/2020	25/03/2020	21/04/2020	20/05/2020	23/06/2020	23/06/2020	23/09/2020	20/11/2019	28/01/2020	20/02/2020	25/03/2020
						Sample_Depth_Avg	1.53	0.45	33	33	30	33	34	34	0.73	0.71	0.66	11	11
						Project_ID	LTC - Phase 2	LTC - Phase 2	LTC - Phase 2 LTM	LTC - Phase 2 LTM	LTC - Phase 2 LTM	LTC - Phase 2 LTM	LTC - Phase 2 LTM	LTC - Phase 2 LTM	LTC - Phase 2 LTM	LTC - Phase 2	LTC - Phase 2	LTC - Phase 2 LTM	LTC - Phase 2 LTM
				UK Drinking Water Standards	UK Estuaries and coastal waters EQS	UK Freshwater EQS													
Chem_Group	**Analyte**	**Units**	**MDL**																
	o,p-DDD	µg/L	0.01				<0.01	<0.01	<0.01	-	-	-	-	-	-	-	-	-	-
	o,p'-DDE	µg/L	0.01				<0.01	<0.01	<0.01	-	-	-	-	-	-	-	-	-	-
	o,p-Methoxychlor	µg/L	0.01				-	-	<0.01	-	-	-	-	-	-	-	-	-	-
	Omethoate	µg/L	0.01			0.01[#4]	<0.01	<0.02	<0.01	-	-	-	-	-	-	-	-	-	-
	Oxamyl	µg/L					<0.01	<0.01	<0.01	-	-	-	-	-	-	-	-	-	-
	Paclobutrazol	µg/L					<0.02	<0.02	<0.02	-	-	-	-	-	-	-	-	-	-
	Methyl Paraoxon	µg/L					<0.02	<0.02	<0.02	-	-	-	-	-	-	-	-	-	-
	Parathion	µg/L	0.01				<0.01	<0.01	<0.01	-	-	-	-	-	-	-	-	-	-
	Pendimethalin	µg/L	0.01			0.3[#2]	<0.01	<0.01	<0.01	-	-	-	-	-	-	-	-	-	-
	Imidacloprid	µg/L					<0.01	<0.01	<0.01	-	-	-	-	-	-	-	-	-	-
	Permethrin	µg/L	0.01		0.0002[#4]	0.001[#4]	-	-	<0.01	-	-	-	-	-	-	-	-	-	-
	Permethrin II	µg/L	0.01				-	-	<0.01	-	-	-	-	-	-	-	-	-	-
	Phorate	µg/L	0.01				<0.01	<0.01	<0.01	-	-	-	-	-	-	-	-	-	-
	Phosmet	µg/L					<0.05	<0.05	<0.05	-	-	-	-	-	-	-	-	-	-
	Lenacil	µg/L					<0.03	<0.03	<0.03	-	-	-	-	-	-	-	-	-	-
	Picloram	µg/L					<0.02	<0.02	<0.02	-	-	-	-	-	-	-	-	-	-
	Picoxystrobin	µg/L					<0.01	<0.01	<0.01	-	-	-	-	-	-	-	-	-	-
	Pirimicarb	µg/L			1[#4]	1[#4]	<0.01	<0.01	<0.01	-	-	-	-	-	-	-	-	-	-
	Pirimiphos-methyl	µg/L	0.01		0.015[#4]	0.015[#4]	<0.01	<0.01	<0.01	-	-	-	-	-	-	-	-	-	-
	Pirimphos-ethyl	µg/L					<0.02	<0.02	<0.02	-	-	-	-	-	-	-	-	-	-
	Prochloraz	µg/L			4[#4]	4[#4]	<0.02	<0.02	<0.02	-	-	-	-	-	-	-	-	-	-
	Profenofos	µg/L					<0.01	<0.01	<0.01	-	-	-	-	-	-	-	-	-	-
	Promecarb	µg/L					<0.01	<0.01	<0.01	-	-	-	-	-	-	-	-	-	-
	Prometon	µg/L					<0.02	<0.02	<0.02	-	-	-	-	-	-	-	-	-	-
	Prometryn	µg/L	0.01				<0.01	<0.01 - 0.054	<0.01	-	-	-	-	-	-	-	-	-	-
	Pronamide	µg/L	0.01		100[#4]	100[#4]	<0.01	<0.01	<0.01	-	-	-	-	-	-	-	-	-	-
	Propanil	µg/L					<0.03	<0.03	<0.03	-	-	-	-	-	-	-	-	-	-

						Location	BH04011	BH04011	BH04011	BH04011	BH04011	BH04011	BH04011	BH04011	BH04011	BH04012	BH04012	BH04012	BH04012
						Sampled_Date_Time	20/11/2019	28/01/2020	19/02/2020	25/03/2020	21/04/2020	20/05/2020	23/06/2020	23/06/2020	23/09/2020	20/11/2019	28/01/2020	20/02/2020	25/03/2020
						Sample_Depth_Avg	1.53	0.45	33	33	30	33	34	34	0.73	0.71	0.66	11	11
						Project_ID	LTC - Phase 2	LTC - Phase 2	LTC - Phase 2 LTM	LTC - Phase 2 LTM	LTC - Phase 2 LTM	LTC - Phase 2 LTM	LTC - Phase 2 LTM	LTC - Phase 2 LTM	LTC - Phase 2 LTM	LTC - Phase 2	LTC - Phase 2	LTC - Phase 2 LTM	LTC - Phase 2 LTM
				UK Drinking Water Standards	UK Estuaries and coastal waters EQS	UK Freshwater EQS													
Chem_Group	**Analyte**	**Units**	**MDL**																
	Propazine	µg/L	0.01				<0.01	<0.01	<0.01	-	-	-	-	-	-	-	-	-	-
	Propham	µg/L					<0.05	<0.05	<0.05	-	-	-	-	-	-	-	-	-	-
	Propiconazole	µg/L					<0.01	0.125	<0.01	-	-	-	-	-	-	-	-	-	-
	Propoxycarbazone-sodium	µg/L					<0.01	<0.01	<0.01	-	-	-	-	-	-	-	-	-	-
	Pursuit	µg/L					<0.01	<0.01	<0.01	-	-	-	-	-	-	-	-	-	-
	Pyriproxyfen	µg/L					<0.03	<0.03	<0.03	-	-	-	-	-	-	-	-	-	-
	Quinclorac	µg/L					<0.02	<0.02	<0.02	-	-	-	-	-	-	-	-	-	-
	Quinoxyfen	µg/L					<0.04	<0.04	<0.04	-	-	-	-	-	-	-	-	-	-
	Savey	µg/L					<0.02	<0.02	<0.02	-	-	-	-	-	-	-	-	-	-
	Sethoxydim	µg/L					<0.02	<0.02	<0.02	-	-	-	-	-	-	-	-	-	-
	Simazine	µg/L	0.01		1[#2]	1[#2]	<0.01 - 0.012	<0.01	<0.01	-	-	-	-	-	-	-	-	-	-
	Tebuthiuron	µg/L					<0.02	<0.02	<0.02	-	-	-	-	-	-	-	-	-	-
	Terbutryn	µg/L	0.01				<0.01 - 0.107	0.054 - 1.66	0.0301 - 0.036	-	-	-	-	-	-	-	-	-	-
	Terbuthylazine	µg/L					-	-	<0.01	-	-	-	-	-	-	-	-	-	-
	Terbutylazine	µg/L					<0.01	<0.01								-	-		
	Phosalone	µg/L	0.01				<0.01	<0.01	<0.01	-	-	-	-	-	-	-	-	-	-
	Phosphamidon	µg/L	0.01				<0.01	<0.01	<0.01	-	-	-	-	-	-	-	-	-	-
	Thiobencarb	µg/L					<0.01	<0.01	<0.01	-	-	-	-	-	-	-	-	-	-
	Thiophanate-methyl	µg/L					<0.03	<0.03	<0.03	-	-	-	-	-	-	-	-	-	-
	Triadimefon	µg/L	0.01				<0.01	<0.01	<0.01	-	-	-	-	-	-	-	-	-	-
	Triadimenol	µg/L					<0.01	<0.01	<0.01	-	-	-	-	-	-	-	-	-	-
	Triallate	µg/L	0.01		0.25[#4]	0.25[#4]	<0.05	<0.05	<0.01	-	-	-	-	-	-	-	-	-	-
	Triasulfuron	µg/L					<0.02	<0.02	<0.02	-	-	-	-	-	-	-	-	-	-
	Tributyl phosphate	µg/L	0.01		50[#4]	50[#4]	<0.01	-	-	-	-	-	-	-	-	-	-	-	-
	Triclopyr	µg/L					<0.03	<0.03	<0.03	-	-	-	-	-	-	-	-	-	-
	Triclosan	µg/L					<0.05	<0.25	<0.062	-	-	-	-	-	-	-	-	-	-
	Trifluralin	µg/L	0.01		0.03[#2]	0.03[#2]	<0.01	<0.01	<0.02	-	-	-	-	-	-	-	-	-	-

						Location	BH04011	BH04011	BH04011	BH04011	BH04011	BH04011	BH04011	BH04011	BH04011	BH04012	BH04012	BH04012	BH04012
						Sampled_Date_Time	20/11/2019	28/01/2020	19/02/2020	25/03/2020	21/04/2020	20/05/2020	23/06/2020	23/06/2020	23/09/2020	20/11/2019	28/01/2020	20/02/2020	25/03/2020
						Sample_Depth_Avg	1.53	0.45	33	33	30	33	34	34	0.73	0.71	0.66	11	11
						Project_ID	LTC - Phase 2	LTC - Phase 2	LTC - Phase 2 LTM	LTC - Phase 2 LTM	LTC - Phase 2 LTM	LTC - Phase 2 LTM	LTC - Phase 2 LTM	LTC - Phase 2 LTM	LTC - Phase 2 LTM	LTC - Phase 2	LTC - Phase 2	LTC - Phase 2 LTM	LTC - Phase 2 LTM
				UK Drinking Water Standards	UK Estuaries and coastal waters EQS	UK Freshwater EQS													
Chem_Group	**Analyte**	**Units**	**MDL**																
	Tebuconazole	µg/L					<0.01	0.11	<0.01	-	-	-	-	-	-	-	-	-	-
	Telodrin	µg/L	0.01				<0.01	<0.01	<0.01	-	-	-	-	-	-	-	-	-	-
	Triazophos	µg/L	0.01		0.005[#4]	0.005[#4]	<0.02	<0.02	<0.01	-	-	-	-	-	-	-	-	-	-
	Tricyclazole	µg/L					<0.01	<0.01	<0.01	-	-	-	-	-	-	-	-	-	-
Surrogate	Surrogate Value	%					-	-	-	-	-	-	-	-	-	-	-	-	-
SVOC TIC	SVOC TICS - Detect	Detect					-	-	-	0	0	0	0	0	0	-	-	-	-
	SVOC Tentatively Identified Compounds	µg/L	10				-	-	-	<10	<10	<10	<10	<10	<10	-	-	-	-
VOC TIC	VOC TICs - Detect	Detect					-	-	-	0	0	0	0	0	0	-	-	-	-
	VOC Tentatively Identified Compounds	µg/l	10				-	-	-	<10	<10	<10	<10	<10	<10	-	-	-	-
Other	Biochemical Oxygen Demand (5-day test)	µg/L	1000				-	-	-	-	-	-	-	-	2040	-	-	-	-
	Redox	mV					-	-	-	-	-	-	-	-	-	-	-	-	-
	Salinity (no units)	PSS-78					<2	<2								<2	<2		
	Conductivity @ 20oC	µS/cm	5				770	1280	802	793	818	817	788	759	846	837	821	780	781
	Total Dissolved Solids (Filtered)	mg/L	10				593	717	-	593	591	613	556	556	624	594	658	621	637
	Biological Oxygen Demand	mg/L	1				<1	<1	<1	<1	<1	<1	<1	<1	-	<1	<1	<1	<1
	Chemical Oxygen Demand	mg/L	7				7.12	16.7	<7	<7	<7	<7	<7	<7	<7	7.61	7.12	<7	8.29
	Dissolved Organic Carbon (Filtered)	µg/L	3000				3000	5190	<3000	<3000	8990	<3000	<3000	3460	<3000	<3000	<3000	<3000	<3000
	pH (Lab)	pH_Units	1	6.5-9.5[#1]	6-8.5(MAC)[#46]	6-9(MAC)[#46]	7.81	11.4	8.05	7.61	7.36	7.77	8.09	8.12	7.52	7.66	7.83	7.76	7.65
	Total Organic Carbon	mg/l	3				-	-								-	-		

Environmental Standards Comments

						Location	BH04011	BH04011	BH04011	BH04011	BH04011	BH04011	BH04011	BH04011	BH04011	BH04012	BH04012	BH04012	BH04012
						Sampled_Date_Time	20/11/2019	28/01/2020	19/02/2020	25/03/2020	21/04/2020	20/05/2020	23/06/2020	23/06/2020	23/09/2020	20/11/2019	28/01/2020	20/02/2020	25/03/2020
						Sample_Depth_Avg	1.53	0.45	33	33	30	33	34	34	0.73	0.71	0.66	11	11
						Project_ID	LTC - Phase 2	LTC - Phase 2	LTC - Phase 2 LTM	LTC - Phase 2 LTM	LTC - Phase 2 LTM	LTC - Phase 2 LTM	LTC - Phase 2 LTM	LTC - Phase 2 LTM	LTC - Phase 2 LTM	LTC - Phase 2	LTC - Phase 2	LTC - Phase 2 LTM	LTC - Phase 2 LTM
				UK Drinking Water Standards	UK Estuaries and coastal waters EQS	UK Freshwater EQS													
Chem_Group	**Analyte**	**Units**	**MDL**																

#1:Water Supply (Water Quality) Regulations 2016.
#2:Water Framework Directive (Standards and Classification) Directions (England and Wales) 2015.
#3:Operational Targets and EQS. EA, April 2018
#4:Water Framework Directive (Standards & Classification) Directions (England & Wales) 2015. Dissolved fraction.
#5:Water Framework Directive (Standards & Classification) Directions (England & Wales) 2015. Dissolved fraction. Lowest criteria presented (<40mg/l of CaCO3). See 'further assessment' if criteria exceeded and hardness (CaCO3) data available.
#6:Water Framework Directive (Standards and Classification) Directions (England and Wales) 2015. Dissolved Fraction. If hexavalent chromium (CrVI) data is available, a value of 4.7µg/l may be appropriate for the remaining trivalent chromium (CrIII).
#7:Operational Targets and EQS. EA, April 2018. Dissolved fraction.
#8:Water Framework Directive (Standards and Classification) Directions (England and Wales) 2015. Dissolved Fraction. If DOC >1mg/l then a higher criteria applies [3.76+(2.677x((DOC/2)-0.5))]
#9:Water Framework Directive (Standards & Classification) Directions (England & Wales) 2015. Dissolved & bioavailable (bio) fraction plus background. M-BAT tool to assess: http://wfduk.org/resources/rivers-lakes-metal-bioavailability-assessment-tool-m-bat
#10:Water Framework Directive (Standards & Classification) Directions (England & Wales) 2015. Bioavailable (bio) fraction. M-BAT tool to assess: http://wfduk.org/resources/rivers-lakes-metal-bioavailability-assessment-tool-m-bat
#11:Water Framework Directive (Standards and Classification) Directions (England and Wales) 2015. Dissolved Fraction. MAC adopted in absence of AA value.
#12:Guidelines for Drinking-water Quality, 4th Edition. WHO, 2011. Informal value.
#13:Operational Targets and EQS. EA, April 2018.
#14:Operational Targets and EQS. EA, April 2018. Lowest criteria presented (<200mg/l CaCO3). See 'further assessment' values if criteria exceeded and hardness (CaCO3) data available.
#15:Guidelines for Drinking-water Quality, 4th Edition. WHO, 2011. Based on taste rather than a formal guideline.
#16:Operational Targets and EQS. EA, April 2018. Dissolved plus ambient background concentration. For saltwater, an Ambient Background Concentration of 1.1 µg/l has been used.
#17:Water Framework Directive (Standards and Classification) Directions (England and Wales) 2015. Indicator of 'good' status (90%ile) - Ammonia standard for lakes and rivers (total ammonia as nitrogen).
#18:Operational Targets and EQS. EA, April 2018. Dissolved fraction. Lowest criteria presented (<50 mg/l CaCO3). See 'further assessment' values if criteria exceeded and hardness (CaCO3) data available.
#19:Water Supply (Water Quality) Regulations 2016. As NO3.
#20:Water Supply (Water Quality) Regulations 2016. As NO2

						Location	BH04011	BH04011	BH04011	BH04011	BH04011	BH04011	BH04011	BH04011	BH04011	BH04012	BH04012	BH04012	BH04012
						Sampled_Date_Time	20/11/2019	28/01/2020	19/02/2020	25/03/2020	21/04/2020	20/05/2020	23/06/2020	23/06/2020	23/09/2020	20/11/2019	28/01/2020	20/02/2020	25/03/2020
						Sample_Depth_Avg	1.53	0.45	33	33	30	33	34	34	0.73	0.71	0.66	11	11
						Project_ID	LTC - Phase 2	LTC - Phase 2	LTC - Phase 2 LTM	LTC - Phase 2 LTM	LTC - Phase 2 LTM	LTC - Phase 2 LTM	LTC - Phase 2 LTM	LTC - Phase 2 LTM	LTC - Phase 2 LTM	LTC - Phase 2	LTC - Phase 2	LTC - Phase 2 LTM	LTC - Phase 2 LTM
				UK Drinking Water Standards	UK Estuaries and coastal waters EQS	UK Freshwater EQS													
Chem_Group	**Analyte**	**Units**	**MDL**																

#21:Water Supply (Water Quality) Regulations 2016. As SO4.
#22:Water Supply (Water Quality) Regulations 2016. Value of 0.1µg/l for PAH split between four individual PAH. Requires summation of benzo(b)fluoranthene, benzo(k)fluoranthene, benzo(ghiperylene and indeno(123cd)pyrene to use 0.1µg/l value.
#23:Water Framework Directive (Standards and Classification) Directions (England and Wales) 2015. Benzo(a)pyrene can be considered as a marker for other PAH for comparison with the corresponding AA-EQS in water.
#24:No UK DWS for total petroleum hydrocarbons (TPH), or speciated TPH fractions. A value of 10 µg/l is adopted for sum TPH based on the rescinded Private Water Supply Regulations, 1991.
#25:No UK EQS for total petroleum hydrocarbons (TPH), or speciated TPH fractions. A value of 50 µg/l is adopted for sum TPH protection of surface water based on 50µg/l-1000µg/l (Surface Waters (Abstraction for Drinking Water) Regulations 1989).
#26:Guidelines for Drinking-water Quality, 4th Edition. WHO, 2011
#27:Proposed Environmental Quality Standard, in absence of legislative standard (Ayscough et al., 2002). https://assets.publishing.service.gov.uk/government/uploads/system/uploads/attachment_data/file/291223/sp2-115-tr4-e-e.pdf
#28:Guidelines for Drinking-water Quality, 4th Edition. WHO, 2011. Value of 500µg/l for sum xylenes split between isomers. Requires summation of m,p & o isomers to use 500µg/l value.
#29:Operational Targets and EQS. EA, April 2018. Value of 30µg/l for sum xylenes split between isomers. Requires summation of m,p & o isomers to use 30µg/l value.
#30:The taste and odour threshold of 15µg/l is commonly adopted as a guide.
#31:The taste and odour threshold of 15µg/l is commonly adopted as a guide. In situations where there is no risk to a drinking water supply or aquifer, a PNEC value of 2,600µg/l may be used.
#32:Water Framework Directive (Standards and Classification) Directions (England and Wales) 2015. Value of 140µg/l for tetrachloroethane split between 2 isomers. Requires summation of 2 isomers to use 140µg/l value.
#33:Guidelines for Drinking-water Quality, 4th Edition. WHO, 2011. In Scotland a value of 200µg/l is used (WAT-PS-10-01).
#34:US EPA Regional Screening Levels, May 2019. https://www.epa.gov/risk/regional-screening-levels-rsls-generic-tables
#35:Guidelines for Drinking-water Quality, 4th Edition. WHO, 2011. In Scotland a value of 7µg/l is used (WAT-PS-10-01).
#36:Water Supply (Water Quality) Regulations 2016. Value of 100µg/l for sum trihalomethanes split between individual compounds. Requires summation of chloroform, bromoform, chlorodibromomethane and bromodichloromethane to use 100µg/l value.
#37:Guidelines for Drinking-water Quality, 4th Edition. WHO, 2011. Value of 50µg/l for sum cis & trans-DCE split between isomers. Requires summation of cis & trans-DCE isomers to use 50µg/l value.
#38:Water Supply (Water Quality) Regulations 2016. Value of 10µg/l for sum of TCE & PCE split between individual compounds. Requires summation of TCE & PCE to use 10µg/l value.
#39:Water Framework Directive (Standards and Classification) Directions (England and Wales) 2015. Value of 0.4µg/l for sum isomers split between 3 isomers. Requires summation of isomers to use 0.4µg/l value.
#40:Water Framework Directive (Standards and Classification) Directions (England and Wales) 2015. Value of 20µg/l for sum isomers split between 3 isomers. Requires summation of isomers to use 20µg/l value.
#41:Position statement (WAT-PS-10-01), SEPA August 2014.
#42:Water Framework Directive (Standards and Classification) Directions (England and Wales) 2015. Value of 0.025µg/l for sum DDT isomers split between 4 isomers. Requires summation of 4 isomers to use 0.025µg/l value.
#43:Water Framework Directive (Standards and Classification) Directions (England and Wales) 2015. Value of 0.005µg/l for sum isomers split between 4 isomers. Requires summation of isomers to use 0.005µg/l value.
#44:Water Framework Directive (Standards and Classification) Directions (England and Wales) 2015. Value of 0.01µg/l for sum isomers split between 4 isomers. Requires summation of isomers to use 0.01µg/l value.
#45:Water Framework Directive (Standards and Classification) Directions (England and Wales) 2015. Relates to p,p-DDT (CAS 50-29-3)
#46:Operational Targets and EQS. EA, April 2018. Maximum Allowable Concentration (MAC) adopted in absence of Annual Average (AA) value.

Key

<0.6	Result MDL exceeds GAC
27.8	Result exceeds GAC
-	Determinand not tested for

Notes

Where a range is given a determinand has been analysed for by more than one method

						Location	BH04012	BH04012	BH04012	BH04012	BH04012	BH04012	BH04013	BH04013	BH04013	BH04013	BH04013	BH04013	BH04013	BH04014
						Sampled_Date_Time	21/04/2020	20/05/2020	23/06/2020	23/06/2020	23/09/2020	23/09/2020	20/11/2019	27/01/2020	20/02/2020	24/03/2020	20/04/2020	19/05/2020	09/06/2020	07/11/2019
						Sample_Depth_Avg	17	14.5	15	15	0	0	1.84	1.6	20	20.5	18	21.5	33	0.52
						Project_ID	LTC - Phase 2 LTM	LTC - Phase 2 LTM	LTC - Phase 2 LTM	LTC - Phase 2 LTM	LTC - Phase 2 LTM	LTC - Phase 2 LTM	LTC - Phase 2	LTC - Phase 2	LTC - Phase 2 LTM	LTC - Phase 2 LTM	LTC - Phase 2 LTM	LTC - Phase 2	LTC - Phase 2 LTM	LTC - Phase 2
				UK Drinking Water Standards	UK Estuaries and coastal waters EQS	UK Freshwater EQS														
Chem_Group	**Analyte**	**Units**	**MDL**																	
Metals	Antimony	µg/L	4	5[#1]			-	-	-	-	-	-	-	-	-	-	-	-	-	-
	Antimony (Filtered)	µg/L	1	5[#1]									-	-						-
	Arsenic	µg/L	2	10[#1]	25[#2]	50[#2]	<2	4.61	<2	<2	<2	<2	-	-	<2	<2	<2	<2	<2	-
	Arsenic (Filtered)	µg/L	0.5	10[#1]	25[#2]	50[#2]	<0.5	<0.5	<0.5	<0.5	<0.5	<0.5	<0.5	<0.5	<0.5	<0.5	<0.5	<0.5	<0.5	<0.5
	Barium (Filtered)	µg/L	0.2	1300[#3]									-	-						-
	Beryllium (Filtered)	µg/L	0.1										-	-						-
	Boron	µg/L	20	1000[#1]	7000[#4]	2000[#4]	65.7	78.9	62.4	66.6	35.8	67.5	-	-	78.8	70.7	77.4	96	69.9	-
	Boron (Filtered)	µg/L	10	1000[#1]	7000[#4]	2000[#4]	68	65.1	61.4	59.7	64.9	65.5	64.6	55.1	61.9	70.2	73.1	84.4	66.5	52.7
	Cadmium	µg/L	0.5	5[#1]	0.2[#5]	0.08[#6]	<0.5	<0.5	<0.5	<0.5	<0.5	<0.5	-	-	<0.5	<0.5	<0.5	<0.5	<0.5	-
	Cadmium (Filtered)	µg/L	0.08	5[#1]	0.2[#5]	0.08[#6]	<0.08	<0.08	<0.08	<0.08	<0.08	<0.08	<0.08	<0.08	<0.08	<0.08	<0.08	<0.08	<0.08	<0.08
	Chromium (hexavalent) (Filtered)	µg/L	3		0.6[#5]	3.4[#5]	<3	<3	<3	<3	<3	<3	<3	<3	<3	<3	7.44	<3	<3	<3
	Chromium	µg/L	3	50[#1]	0.6[#5]	3.4[#7]	<3	11	<3	<3	<3	3.38	-	-	<3	<3	<3	<3	<3	-
	Chromium (Filtered)	µg/L	1	50[#1]	0.6[#5]	3.4[#7]	<1	<1	<1	<1	<1	<1	<1	<1	<1	<1	<1	<1	<1	6.56
	Chromium (Trivalent) (Filtered)	µg/L	3			4.7[#5]	<3	<3	<3	<3	<3	<3	<3	<3	-	<3	<3	<3	<3	6.56
	Cobalt (Filtered)	µg/L	0.5		3[#8]	3[#8]	<0.5	<0.5	<0.5	<0.5	<0.5	<0.5	<0.5	<0.5	-	<0.5	<0.5	<0.5	<0.5	<0.5
	Copper	µg/L	1	2000[#1]	3.76[#9]	1(bio)[#10]	1.04	6.57	<1	1.07	<1	3.43	-	-	-	2.07	1.9	1.37	<1	-
	Copper (Filtered)	µg/L	0.3	2000[#1]	3.76[#9]	1(bio)[#10]	0.421	0.319	0.492	0.316	0.477	0.559	0.431	0.51	0.648	0.587	0.512	0.543	1.76	0.676
	Iron (Filtered)	µg/L	19	200[#1]	1000[#2]	1000[#2]	<19	32.3	<19	<19	<19	<19	19.1	<19	465	<19	<19	<19	<19	<19
	Lead	µg/L	1	10[#1]	1.3[#5]	1.2(bio)[#10]	-	-	-	-	-	-	-	-	-	-	-	-	-	-
	Lead (Filtered)	µg/L	0.2	10[#1]	1.3[#5]	1.2(bio)[#10]	<0.2	<0.2	<0.2	<0.2	<0.2	<0.2	<0.2	<0.2	0.43	<0.2	<0.2	<0.2	<0.2	<0.2
	Manganese	µg/L	1	50[#1]		123(bio)[#11]	16.8	366	9.06	12.8	34.1	118	-	-	185	231	372	391	66.8	-
	Manganese (Filtered)	µg/L	3	50[#1]		123(bio)[#11]	<3	31.5	<3	<3	<3	<3	68.1	<3	149	18.1	33.5	134	4.55	<3
	Mercury	µg/L	0.02	1[#1]	0.07(MAC)[#12]	0.07(MAC)[#12]	<0.02	<0.02	<0.02	<0.02	<0.02	<0.02	-	-	<0.02	<0.02	<0.02	<0.02	<0.02	-
	Mercury (Filtered)	µg/L	0.01	1[#1]	0.07(MAC)[#12]	0.07(MAC)[#12]	<0.01	0.138	<0.01	<0.01	<0.01	<0.01	<0.01	<0.01	<0.01	<0.01	<0.01	<0.01	<0.01	<0.01
	Molybdenum	µg/L	9	70[#13]			-	-	-	-	-	-	-	-	-	-	-	-	-	-
	Molybdenum (Filtered)	µg/L	3	70[#13]									-	-						-
	Nickel	µg/L	1	20[#1]	8.6[#5]	4(bio)[#10]	1.88	15.2	1.45	1.53	1.73	5.44	-	-	4.56	4.92	4.96	3.77	2.31	-
	Nickel (Filtered)	µg/L	0.4	20[#1]	8.6[#5]	4(bio)[#10]	0.91	1.98	1.17	1	1.14	0.972	3.64	2.52	3.56	1.6	1.95	2.37	1.76	1.29

						Location	BH04012	BH04012	BH04012	BH04012	BH04012	BH04012	BH04013	BH04013	BH04013	BH04013	BH04013	BH04013	BH04013	BH04014
						Sampled_Date_Time	21/04/2020	20/05/2020	23/06/2020	23/06/2020	23/09/2020	23/09/2020	20/11/2019	27/01/2020	20/02/2020	24/03/2020	20/04/2020	19/05/2020	09/06/2020	07/11/2019
						Sample_Depth_Avg	17	14.5	15	15	0	0	1.84	1.6	20	20.5	18	21.5	33	0.52
						Project_ID	LTC - Phase 2 LTM	LTC - Phase 2 LTM	LTC - Phase 2 LTM	LTC - Phase 2 LTM	LTC - Phase 2 LTM	LTC - Phase 2 LTM	LTC - Phase 2	LTC - Phase 2	LTC - Phase 2 LTM	LTC - Phase 2 LTM	LTC - Phase 2 LTM	LTC - Phase 2	LTC - Phase 2 LTM	LTC - Phase 2
				UK Drinking Water Standards	UK Estuaries and coastal waters EQS	UK Freshwater EQS														
Chem_Group	**Analyte**	**Units**	**MDL**																	
	Selenium	µg/L	1	10[#1]			1.14	1.67	1.45	1.43	<1	1.75	-	-	2.19	2.46	2.21	2.23	1.99	-
	Selenium (Filtered)	µg/L	1	10[#1]			-	-	-	-	-	-	2.86	<1	1.94	-	-	-	-	2.17
	Strontium (Filtered)	µg/L	1				523	537	587	556	536	540	642	697	618	699	675	846	595	615
	Vanadium	µg/L	5		100[#14]	20[#15]	-	-	-	-	-	-	-	-	-	-	-	-	-	-
	Vanadium (Filtered)	µg/L	1		100[#14]	20[#15]							-	-						-
	Zinc	µg/L	5	3000[#16]	7.9[#17]	10.9(bio)[#10]	18.5	89.1	9.92	19.3	<5	18.1	-	-	17.6	14.8	17.1	16.3	13.1	-
	Zinc (Filtered)	µg/L	1	3000[#16]	7.9[#17]	10.9(bio)[#10]	-	-	-	-	-	-	4.19	2.29	10.3	-	-	-	-	3.87
Inorganics	Total Hardness	mg/l	0.35				418	742	396	396	314	548	451	428	446	531	508	657	425	490
	Alkalinity (Bicarbonate as CaCO3)	mg/L	2				-	-	-	-	458	317	230	209	-	-	-	270	-	290
	Alkalinity (Bicarbonate) as HCO3	mg/L	2				266	444	244	240	-	-	281	255	329	238	322	329	299	354
	Alkalinity (total) as CaCO3	mg/L	2				218	364	200	196	375	260			270	195	264		245	
	Ammoniacal Nitrogen as N (Filtered)	mg/L	0.01		0.021[#2]	0.6[#18]	0.0514	0.04	0.0234	0.0492	0.0221	0.0183	0.0681	0.0659	0.0423	0.032	0.0443	0.128	0.0316	0.0116
	Ammoniacal Nitrogen as NH3	mg/L	0.2				-	-	-	-	-	-	-	-	-	-	-	-	-	-
	Ammoniacal Nitrogen as NH3 (Filtered)	mg/L	0.01				-	-	-	-	-	-	-	-	-	-	-	-	-	-
	Bromide (Filtered)	mg/L	0.06				0.202	0.191	0.191	0.18	0.188	0.19	0.296	0.797	0.611	0.631	0.74	1.64	<0.3	0.165
	Calcium (Filtered)	mg/L	0.2				148	165	154	146	145	144	146	144	151	150	166	204	147	158
	Chloride (Filtered)	mg/L	0.08	250[#1]		250[#4]	43.3	42.4	42.6	42.6	43.2	43.2	67.7	163	174	176	193	389	78.9	57.3
	Cyanide (Free) (Filtered)	µg/L	2.5	50[#1]	1[#2]	1[#2]	<2.5	<2.5	<2.5	<2.5	<2.5	<2.5	<2.5	<2.5	<2.5	<2.5	<2.5	<2.5	<2.5	<2.5
	Cyanide Total (Filtered)	µg/L	5	50[#1]	1[#2]	1[#2]	<5	<5	<5	<5	<5	<5	<5	<5	<5	<5	<5	<5	<5	<5
	cyanides-complex (Filtered)	µg/L	5	50[#1]	1[#2]	1[#2]	<5	<5	<5	<5	<5	<5	<5	<5	<5	<5	<5	<5	<5	<5
	Fluoride (Filtered)	µg/L	500	1500[#1]	5000[#8]	1000[#19]	<500	<500	<500	<500	<500	<500	<500	<500	<500	<500	<500	<500	<500	<500
	Iodide	mg/L					<0.1	<0.1	<0.1	<0.1	<0.1	<0.1	<0.1	<0.1	<0.1	<0.1	<0.1	<0.1	<0.1	<0.1
	Magnesium (Filtered)	mg/L	0.036				8.85	10.3	8.9	8.41	8.13	7.98	10.2	10.5	13.5	16.2	16.9	32.8	11	11.1
	Nitrate (as N) (Filtered)	mg/L	0.0677				111	106	108	159	104	104	20.3	17.8	77.9	83.9	87.9	78.7	91.4	13
	Nitrate (as NO3-) (Filtered)	mg/L	0.3	50(NO3)[#20]			-	-	-	-	-	-	89.8	78.8	-	-	-	-	-	57.4
	Nitrite (as NO2-) (Filtered)	mg/L	0.04	0.5(NO2)[#21]									-	-						-
	Phosphorus	µg/L	20				45.1	345	47.5	49.2	56.3	162	-	-	-	60.4	81.7	61	31.2	-

						Location	BH04012	BH04012	BH04012	BH04012	BH04012	BH04012	BH04013	BH04013	BH04013	BH04013	BH04013	BH04013	BH04013	BH04014
						Sampled_Date_Time	21/04/2020	20/05/2020	23/06/2020	23/06/2020	23/09/2020	23/09/2020	20/11/2019	27/01/2020	20/02/2020	24/03/2020	20/04/2020	19/05/2020	09/06/2020	07/11/2019
						Sample_Depth_Avg	17	14.5	15	15	0	0	1.84	1.6	20	20.5	18	21.5	33	0.52
						Project_ID	LTC - Phase 2 LTM	LTC - Phase 2 LTM	LTC - Phase 2 LTM	LTC - Phase 2 LTM	LTC - Phase 2 LTM	LTC - Phase 2 LTM	LTC - Phase 2	LTC - Phase 2	LTC - Phase 2 LTM	LTC - Phase 2 LTM	LTC - Phase 2 LTM	LTC - Phase 2	LTC - Phase 2 LTM	LTC - Phase 2
				UK Drinking Water Standards	UK Estuaries and coastal waters EQS	UK Freshwater EQS														
Chem_Group	**Analyte**	**Units**	**MDL**																	
	Phosphorus (Filtered)	µg/L	10				16.4	<10	22.1	18.7	19.2	21	-	-	-	11.9	12.8	<10	21.4	-
	Potassium (Filtered)	mg/L	0.2				2.91	3.39	3.01	2.87	2.64	2.59	6.15	7.05	5.69	7.04	6.75	8.31	6.2	7.43
	Sodium (Filtered)	mg/L	0.076	200[#1]			26.8	29.2	25.1	23.8	24.6	24.3	46.8	84	79.5	82.9	108	255	46.2	29.3
	Sulphate (Filtered)	mg/L	2	250(SO4)[#22]		400[#4]	99.2	104	99.1	99.1	98.8	98.5	90.8	90.4	93.7	98.4	101	123	87.4	96.3
	Orthophosphate as P (Filtered)	µg/L	20				-	-	-	-	-	-	<20	32.3	<20	-	-	-	-	32.6
PAH	Naphthalene	µg/L	0.01		2[#2]	2[#2]	<0.01	0.0325	0.0618	0.136	0.0308	0.124	<0.01	<0.01	<0.01	<0.01	<0.01	0.0174	0.0109	<0.01
	Acenaphthene	µg/L	0.005			No UK EQS	<0.005	<0.005	<0.005	<0.005	<0.01	<0.01	<0.005	<0.005	<0.005	<0.005	<0.005	<0.005	<0.005	<0.005
	Acenaphthylene	µg/L	0.005			No UK EQS	<0.005	<0.005	<0.005	<0.005	<0.01	<0.01	<0.005	<0.005	<0.005	<0.005	<0.005	<0.005	<0.005	<0.005
	Fluoranthene	µg/L	0.005		0.0063[#2]	0.0063[#2]	<0.005	<0.005	<0.005	<0.005	<0.01	<0.01	<0.005	<0.005	<0.005	<0.005	<0.005	<0.005	<0.005	<0.005
	Anthracene	µg/L	0.005		0.1[#2]	0.1[#2]	<0.005	<0.005	<0.005	<0.005	<0.01	<0.01	<0.005	<0.005	<0.005	<0.005	<0.005	<0.005	<0.005	<0.005
	Phenanthrene	µg/L	0.005			No UK EQS	<0.005	<0.005	<0.005	<0.005	<0.01	<0.01	<0.005	<0.005	<0.005	<0.005	<0.005	<0.005	<0.005	<0.005
	Fluorene	µg/L	0.005			No UK EQS	<0.005	<0.005	<0.005	<0.005	<0.01	<0.01	<0.005	<0.005	<0.005	<0.005	<0.005	<0.005	<0.005	<0.005
	Chrysene	µg/L	0.005			No UK EQS	<0.005	<0.005	<0.005	<0.005	<0.01	<0.01	<0.005	<0.005	<0.005	<0.005	<0.005	<0.005	<0.005	<0.005
	Pyrene	µg/L	0.005			No UK EQS	<0.005	<0.005	<0.005	<0.005	<0.01	<0.01	<0.005	<0.005	<0.005	<0.005	<0.005	<0.005	<0.005	<0.005
	Benzo(a)anthracene	µg/L	0.005			No UK EQS	<0.005	<0.005	<0.005	<0.005	<0.01	<0.01	<0.005	<0.005	<0.005	<0.005	<0.005	<0.005	<0.005	<0.005
	Benzo(b)fluoranthene	µg/L	0.005	0.025[#23]	See BaP[#24]	See BaP[#24]	0.0146	<0.005	<0.005	<0.005	<0.01	<0.01	<0.005	<0.005	<0.005	<0.005	0.0152	<0.005	<0.005	<0.005
	Benzo(k)fluoranthene	µg/L	0.005	0.025[#23]	See BaP[#24]	See BaP[#24]	0.0112	<0.005	<0.005	<0.005	<0.01	<0.01	<0.005	<0.005	<0.005	<0.005	0.0137	<0.005	<0.005	<0.005
	Benzo(a)pyrene	µg/L	0.002	0.01[#1]	0.00017[#24]	0.00017[#24]	<0.002	<0.002	<0.002	<0.002	<0.004	<0.004	<0.002	<0.002	<0.002	<0.002	0.0144	<0.002	<0.002	<0.002
	Dibenz(a,h)anthracene	µg/L	0.005			No UK EQS	<0.005	<0.005	<0.005	<0.005	<0.01	<0.01	<0.005	<0.005	<0.005	<0.005	0.0254	<0.005	<0.005	<0.005
	Benzo(g,h,i)perylene	µg/L	0.005	0.025[#23]	See BaP[#24]	See BaP[#24]	<0.005	<0.005	<0.005	<0.005	<0.01	<0.01	<0.005	<0.005	<0.005	<0.005	<0.005	<0.005	<0.005	<0.005
	Indeno(1,2,3-c,d)pyrene	µg/L	0.005	0.025[#23]	See BaP[#24]	See BaP[#24]	<0.005	<0.005	<0.005	<0.005	<0.01	<0.01	<0.005	<0.005	<0.005	<0.005	0.0154	<0.005	<0.005	<0.005
	PAH 16 Total	µg/L	0.082				<0.082	<0.082	<0.082	0.136	<0.164	<0.164	<0.082	<0.082	<0.082	<0.082	0.0841	<0.082	<0.082	<0.082
TPH CWG	>C5-C6 Aliphatics	µg/L	10	See TPH	See TPH	See TPH	<10	<10	<10	<10	<10	<10	<10	<10	<10	<10	<10	<10	<10	<10
	>C6-C8 Aliphatics	µg/L	10	See TPH	See TPH	See TPH	<10	<10	<10	<10	<10	<10	<10	<10	<10	<10	<10	<10	<10	<10
	>C8-C10 Aliphatics	µg/L	10	See TPH	See TPH	See TPH	<10	<10	<10	<10	<10	<10	<10	<10	<10	<10	<10	<10	<10	<10
	>C10-C12 Aliphatics	µg/L	10	See TPH	See TPH	See TPH	<10	<10	<10	<10	<10	<10	<10	<10	<10	<10	<10	<10	<10	<10
	>C12-C16 Aliphatics	µg/L	10	See TPH	See TPH	See TPH	<10	<10	<10	<10	<20	<20	<10	<10	<10	<10	<10	<10	<10	<10

						Location	BH04012	BH04012	BH04012	BH04012	BH04012	BH04012	BH04013	BH04013	BH04013	BH04013	BH04013	BH04013	BH04013	BH04014
						Sampled_Date_Time	21/04/2020	20/05/2020	23/06/2020	23/06/2020	23/09/2020	23/09/2020	20/11/2019	27/01/2020	20/02/2020	24/03/2020	20/04/2020	19/05/2020	09/06/2020	07/11/2019
						Sample_Depth_Avg	17	14.5	15	15	0	0	1.84	1.6	20	20.5	18	21.5	33	0.52
						Project_ID	LTC - Phase 2 LTM	LTC - Phase 2 LTM	LTC - Phase 2 LTM	LTC - Phase 2 LTM	LTC - Phase 2 LTM	LTC - Phase 2 LTM	LTC - Phase 2	LTC - Phase 2	LTC - Phase 2 LTM	LTC - Phase 2 LTM	LTC - Phase 2 LTM	LTC - Phase 2	LTC - Phase 2 LTM	LTC - Phase 2
				UK Drinking Water Standards	UK Estuaries and coastal waters EQS	UK Freshwater EQS														
Chem_Group	**Analyte**	**Units**	**MDL**																	
	>C16-C21 Aliphatics	µg/L	10	See TPH	See TPH	See TPH	<10	<10	<10	<10	<20	<20	<10	<10	<10	<10	<10	<10	<10	<10
	>C21-C35 Aliphatics	µg/L	10	See TPH	See TPH	See TPH	<10	<10	<10	<10	<20	<20	<10	<10	<10	<10	<10	<10	<10	<10
	>C16-C35 Aliphatics	µg/L	10				<10	<10	<10	<10	<20	<20	<10	<10	<10	<10	<10	<10	<10	<10
	Total Aliphatics >C12-C35	µg/L	10				<10	<10	<10	<10	<20	<20	<10	<10	<10	<10	<10	<10	<10	<10
	>EC5-EC7 Aromatics	µg/L	10				-	-	-	-	-	-			-	-	-	-	-	
	>EC6-EC7 Aromatics	µg/L	10				<10	<10	<10	<10	<10	<10	<10	<10	<10	<10	<10	<10	<10	<10
	>EC7-EC8 Aromatics	µg/L	10	See TPH	See TPH	See TPH	<10	<10	<10	<10	<10	<10	<10	<10	<10	<10	<10	<10	<10	<10
	>EC8-EC10 Aromatics	µg/L	10	See TPH	See TPH	See TPH	<10	<10	<10	<10	<10	<10	18	<10	<10	<10	<10	<10	<10	<10
	>EC10-EC12 Aromatics	µg/L	10	See TPH	See TPH	See TPH	<10	<10	<10	<10	<10	<10	<10	<10	<10	<10	<10	<10	<10	<10
	>EC12-EC16 Aromatics	µg/L	10	See TPH	See TPH	See TPH	<10	<10	<10	<10	<20	<20	<10	<10	<10	<10	<10	<10	<10	<10
	>EC16-EC21 Aromatics	µg/L	10	See TPH	See TPH	See TPH	<10	<10	<10	<10	<20	<20	<10	<10	<10	<10	<10	<10	<10	<10
	>EC21-EC35 Aromatics	µg/L	10	See TPH	See TPH	See TPH	<10	<10	<10	<10	<20	<20	<10	<10	<10	<10	<10	<10	<10	<10
	Total Aromatics >EC12-EC35	µg/L	10				<10	<10	<10	<10	<20	<20	<10	<10	<10	<10	<10	<10	<10	<10
	TPH >C5-C35 Aliphatics/Aromatics	µg/L	10	|10[#25]	|50[#26]	|50[#26]	<10	<10	<10	<10	<20	<20	46	<10	<10	<10	<10	<10	<10	<10
TPH	GRO >C5-12	µg/L	50				<50	<50	<50	<50	<50	<50	<50	<50	<50	<50	<50	<50	<50	<50
BTEX and MTBE	Benzene	µg/L	1	1[#1]	8[#2]	10[#2]	<7	<7	<7	<7	<7	<7	<7	<7	<7	<7	<7	<7	<7	<7
	Toluene	µg/L	1	700[#3]	74[#2]	74[#2]	<4	<4	<4	<4	<4	<4	6	<4	<4	<4	<4	<4	<4	<4
	Ethylbenzene	µg/L	1	300[#3]	20[#27]	20[#27]	<5	<5	<5	<5	<5	<5	<5	<5	<5	<5	<5	<5	<5	<5
	Xylene (m & p)	µg/L	1	250[#28]	15[#29]	15[#29]	<8	<8	<8	<8	<8	<8	8	<8	<8	<8	<8	<8	<8	<8
	Xylene (o)	µg/L	1	250[#28]	15[#29]	15[#29]	<3	<3	<3	<3	<3	<3	4	<3	<3	<3	<3	<3	<3	<3
	Xylene Total	µg/L	2	500[#3]	30[#4]	30[#4]	<11	<11	<11	<11	<11	<11	12	<11	<11	<11	<11	<11	<11	<11
	MTBE	µg/L	1	15[#30]	15[#30]	15[#31]	<3	<3	<3	<3	<3	<3	<3	<3	<3	<3	<3	<3	<3	<3
	Total BTEX	µg/L	28				<28	<28	<28	<28	<28	<28	<28	<28	<28	<28	<28	<28	<28	<28
VOC	Styrene	µg/L	1		50[#4]	50[#4]	-	-	-	-	-	-	-	-	-	-	-	-	-	-
	cis-1,3-dichloropropene	µg/L	1				-	-	-	-	-	-	-	-	-	-	-	-	-	-
	trans-1,3-dichloropropene	µg/L	1				-	-	-	-	-	-	-	-	-	-	-	-	-	-
	1,1,1,2-tetrachloroethane	µg/L	1			70[#32]	-	-	-	-	-	-	-	-	-	-	-	-	-	-

						Location	BH04012	BH04012	BH04012	BH04012	BH04012	BH04012	BH04013	BH04013	BH04013	BH04013	BH04013	BH04013	BH04013	BH04014
						Sampled_Date_Time	21/04/2020	20/05/2020	23/06/2020	23/06/2020	23/09/2020	23/09/2020	20/11/2019	27/01/2020	20/02/2020	24/03/2020	20/04/2020	19/05/2020	09/06/2020	07/11/2019
						Sample_Depth_Avg	17	14.5	15	15	0	0	1.84	1.6	20	20.5	18	21.5	33	0.52
						Project_ID	LTC - Phase 2 LTM	LTC - Phase 2 LTM	LTC - Phase 2 LTM	LTC - Phase 2 LTM	LTC - Phase 2 LTM	LTC - Phase 2 LTM	LTC - Phase 2	LTC - Phase 2	LTC - Phase 2 LTM	LTC - Phase 2 LTM	LTC - Phase 2 LTM	LTC - Phase 2	LTC - Phase 2 LTM	LTC - Phase 2
				UK Drinking Water Standards	UK Estuaries and coastal waters EQS	UK Freshwater EQS														
Chem_Group	**Analyte**	**Units**	**MDL**																	
	1,1,1-trichloroethane	µg/L	1	2000[#33]	100[#4]	100[#4]	-	-	-	-	-	-	-	-	-	-	-	-	-	-
	1,1,2,2-tetrachloroethane	µg/L	1			70[#32]	-	-	-	-	-	-	-	-	-	-	-	-	-	-
	1,1,2-trichloroethane	µg/L	1		300[#4]	400[#4]	-	-	-	-	-	-	-	-	-	-	-	-	-	-
	1,1-dichloroethane	µg/L	1	2.8[#34]			-	-	-	-	-	-	-	-	-	-	-	-	-	-
	1,1-dichloroethene	µg/L	1	140[#35]			-	-	-	-	-	-	-	-	-	-	-	-	-	-
	1,1-dichloropropene	µg/L	1				-	-	-	-	-	-	-	-	-	-	-	-	-	-
	1,2,3-trichloropropane	µg/L	1				-	-	-	-	-	-	-	-	-	-	-	-	-	-
	1,2,4-trimethylbenzene	µg/L	1				-	-	-	-	-	-	-	-	-	-	-	-	-	-
	1,2-dibromo-3-chloropropane	µg/L	1				-	-	-	-	-	-	-	-	-	-	-	-	-	-
	1,2-dibromoethane	µg/L	1				-	-	-	-	-	-	-	-	-	-	-	-	-	-
	1,2-dichloroethane	µg/L	1	3[#1]	10[#2]	10[#2]	-	-	-	-	-	-	-	-	-	-	-	-	-	-
	1,2-dichloropropane	µg/L	1				-	-	-	-	-	-	-	-	-	-	-	-	-	-
	1,3,5-trimethylbenzene	µg/L	1				-	-	-	-	-	-	-	-	-	-	-	-	-	-
	1,3-dichloropropane	µg/L	1				-	-	-	-	-	-	-	-	-	-	-	-	-	-
	2,2-dichloropropane	µg/L	1				-	-	-	-	-	-	-	-	-	-	-	-	-	-
	2-chlorotoluene	µg/L	1				-	-	-	-	-	-	-	-	-	-	-	-	-	-
	4-chlorotoluene	µg/L	1				-	-	-	-	-	-	-	-	-	-	-	-	-	-
	Bromobenzene	µg/L	1				-	-	-	-	-	-	-	-	-	-	-	-	-	-
	Bromochloromethane	µg/L	1				-	-	-	-	-	-	-	-	-	-	-	-	-	-
	Bromodichloromethane	µg/L	1	25[#36]			-	-	-	-	-	-	-	-	-	-	-	-	-	-
	Bromoform	µg/L	1	25[#36]			-	-	-	-	-	-	-	-	-	-	-	-	-	-
	Bromomethane	µg/L	1				-	-	-	-	-	-	-	-	-	-	-	-	-	-
	Carbon disulfide	µg/L	1				-	-	-	-	-	-	-	-	-	-	-	-	-	-
	Carbon tetrachloride	µg/L	1	3[#1]	12[#2]	12[#2]	-	-	-	-	-	-	-	-	-	-	-	-	-	-
	Chlorodibromomethane	µg/L	1	25[#36]			-	-	-	-	-	-	-	-	-	-	-	-	-	-
	Chloroethane	µg/L	1				-	-	-	-	-	-	-	-	-	-	-	-	-	-
	Chloroform	µg/L	1	25[#36]	2.5[#2]	2.5[#2]	-	-	-	-	-	-	-	-	-	-	-	-	-	-

						Location	BH04012	BH04012	BH04012	BH04012	BH04012	BH04012	BH04013	BH04013	BH04013	BH04013	BH04013	BH04013	BH04013	BH04014
						Sampled_Date_Time	21/04/2020	20/05/2020	23/06/2020	23/06/2020	23/09/2020	23/09/2020	20/11/2019	27/01/2020	20/02/2020	24/03/2020	20/04/2020	19/05/2020	09/06/2020	07/11/2019
						Sample_Depth_Avg	17	14.5	15	15	0	0	1.84	1.6	20	20.5	18	21.5	33	0.52
						Project_ID	LTC - Phase 2 LTM	LTC - Phase 2 LTM	LTC - Phase 2 LTM	LTC - Phase 2 LTM	LTC - Phase 2 LTM	LTC - Phase 2 LTM	LTC - Phase 2	LTC - Phase 2	LTC - Phase 2 LTM	LTC - Phase 2 LTM	LTC - Phase 2 LTM	LTC - Phase 2	LTC - Phase 2 LTM	LTC - Phase 2
				UK Drinking Water Standards	UK Estuaries and coastal waters EQS	UK Freshwater EQS														
Chem_Group	**Analyte**	**Units**	**MDL**																	
	Chloromethane	µg/L	1				-	-	-	-	-	-	-	-	-	-	-	-	-	-
	cis-1,2-dichloroethene	µg/L	1	25[#37]			-	-	-	-	-	-	-	-	-	-	-	-	-	-
	Dibromomethane	µg/L	1				-	-	-	-	-	-	-	-	-	-	-	-	-	-
	Dichlorodifluoromethane	µg/L	1				-	-	-	-	-	-	-	-	-	-	-	-	-	-
	Dichloromethane	µg/L	3		20[#2]	20[#2]	-	-	-	-	-	-	-	-	-	-	-	-	-	-
	Isopropylbenzene	µg/L	1				-	-	-	-	-	-	-	-	-	-	-	-	-	-
	n-butylbenzene	µg/L	1				-	-	-	-	-	-	-	-	-	-	-	-	-	-
	n-propylbenzene	µg/L	1				-	-	-	-	-	-	-	-	-	-	-	-	-	-
	p-isopropyltoluene	µg/L	1				-	-	-	-	-	-	-	-	-	-	-	-	-	-
	sec-butylbenzene	µg/L	1				-	-	-	-	-	-	-	-	-	-	-	-	-	-
	Trichloroethene	µg/L	1	5[#38]	10[#2]	10[#2]	-	-	-	-	-	-	-	-	-	-	-	-	-	-
	tert-butylbenzene	µg/L	1				-	-	-	-	-	-	-	-	-	-	-	-	-	-
	Tetrachloroethene	µg/L	1	5[#38]	10[#2]	10[#2]	-	-	-	-	-	-	-	-	-	-	-	-	-	-
	trans-1,2-dichloroethene	µg/L	1	25[#37]			-	-	-	-	-	-	-	-	-	-	-	-	-	-
	Trichlorofluoromethane	µg/L	1				-	-	-	-	-	-	-	-	-	-	-	-	-	-
	Vinyl chloride	µg/L	1	0.5[#1]			-	-	-	-	-	-	-	-	-	-	-	-	-	-
	tert-Amyl methyl ether	µg/L	1				-	-	-	-	-	-	-	-	-	-	-	-	-	-
VOC/SVOC	1,2,3-trichlorobenzene	µg/L	0.01		0.13[#39]	0.13[#39]	-	-	-	-	-	-	-	-	-	-	-	-	-	-
	1,2,4-trichlorobenzene	µg/L	0.01		0.13[#39]	0.13[#39]	-	-	-	-	-	-	-	-	-	-	-	-	-	-
	1,2-dichlorobenzene	µg/L	1		6.7[#40]	6.7[#40]	-	-	-	-	-	-	-	-	-	-	-	-	-	-
	1,3,5-Trichlorobenzene	µg/L	0.01		0.13[#39]	0.13[#39]	-	-	-	-	-	-	-	-	-	-	-	-	-	-
	1,3-dichlorobenzene	µg/L	1		6.7[#40]	6.7[#40]	-	-	-	-	-	-	-	-	-	-	-	-	-	-
	1,4-dichlorobenzene	µg/L	1		6.7[#40]	6.7[#40]	-	-	-	-	-	-	-	-	-	-	-	-	-	-
	Chlorobenzene	µg/L	1	100[#41]			-	-	-	-	-	-	-	-	-	-	-	-	-	-
	Hexachlorobutadiene	µg/L	0.01		0.6(MAC)[#12]	0.6(MAC)[#12]	-	-	-	-	-	-	-	-	-	-	-	-	-	-
SVOC	4-bromophenyl phenyl ether	µg/L	1				-	-	-	-	-	-	-	-	-	-	-	-	-	-
	4-nitroaniline	µg/L	1				-	-	-	-	-	-	-	-	-	-	-	-	-	-

						Location	BH04012	BH04012	BH04012	BH04012	BH04012	BH04012	BH04013	BH04013	BH04013	BH04013	BH04013	BH04013	BH04013	BH04014
						Sampled_Date_Time	21/04/2020	20/05/2020	23/06/2020	23/06/2020	23/09/2020	23/09/2020	20/11/2019	27/01/2020	20/02/2020	24/03/2020	20/04/2020	19/05/2020	09/06/2020	07/11/2019
						Sample_Depth_Avg	17	14.5	15	15	0	0	1.84	1.6	20	20.5	18	21.5	33	0.52
						Project_ID	LTC - Phase 2 LTM	LTC - Phase 2 LTM	LTC - Phase 2 LTM	LTC - Phase 2 LTM	LTC - Phase 2 LTM	LTC - Phase 2 LTM	LTC - Phase 2	LTC - Phase 2	LTC - Phase 2 LTM	LTC - Phase 2 LTM	LTC - Phase 2 LTM	LTC - Phase 2	LTC - Phase 2 LTM	LTC - Phase 2
				UK Drinking Water Standards	UK Estuaries and coastal waters EQS	UK Freshwater EQS														
Chem_Group	**Analyte**	**Units**	**MDL**																	
	4-nitrophenol	µg/L	1				-	-	-	-	-	-	-	-	-	-	-	-	-	-
	2,4,5-trichlorophenol	µg/L	1				-	-	-	-	-	-	-	-	-	-	-	-	-	-
	2,4,6-trichlorophenol	µg/L	1				-	-	-	-	-	-	-	-	-	-	-	-	-	-
	2,4-dichlorophenol	µg/L	1		0.42[#2]	4.2[#2]	-	-	-	-	-	-	-	-	-	-	-	-	-	-
	2,4-dimethylphenol	µg/L	1				-	-	-	-	-	-	-	-	-	-	-	-	-	-
	2,4-dinitrotoluene	µg/L	1				-	-	-	-	-	-	-	-	-	-	-	-	-	-
	2,6-dinitrotoluene	µg/L	1				-	-	-	-	-	-	-	-	-	-	-	-	-	-
	2-chloronaphthalene	µg/L	1				-	-	-	-	-	-	-	-	-	-	-	-	-	-
	2-chlorophenol	µg/L	1		50[#4]	50[#4]	-	-	-	-	-	-	-	-	-	-	-	-	-	-
	2-methylnaphthalene	µg/L	1				-	-	-	-	-	-	-	-	-	-	-	-	-	-
	2-methylphenol	µg/L	1				-	-	-	-	-	-	-	-	-	-	-	-	-	-
	2-nitroaniline	µg/L	1				-	-	-	-	-	-	-	-	-	-	-	-	-	-
	2-nitrophenol	µg/L	1				-	-	-	-	-	-	-	-	-	-	-	-	-	-
	3-nitroaniline	µg/L	1				-	-	-	-	-	-	-	-	-	-	-	-	-	-
	4,6-Dinitro-2-methylphenol	µg/L					-	-	-	-	-	-	-	-	-	-	-	-	-	-
	4-chloro-3-methylphenol	µg/L	1		40[#4]	40[#4]	-	-	-	-	-	-	-	-	-	-	-	-	-	-
	4-chloroaniline	µg/L	1				-	-	-	-	-	-	-	-	-	-	-	-	-	-
	4-chlorophenyl phenyl ether	µg/L	1				-	-	-	-	-	-	-	-	-	-	-	-	-	-
	4-methylphenol	µg/L	1				-	-	-	-	-	-	-	-	-	-	-	-	-	-
	Azobenzene	µg/L	1				-	-	-	-	-	-	-	-	-	-	-	-	-	-
	Bis(2-chloroethoxy) methane	µg/L	1				-	-	-	-	-	-	-	-	-	-	-	-	-	-
	Bis(2-chloroethyl)ether	µg/L	1				-	-	-	-	-	-	-	-	-	-	-	-	-	-
	Bis(2-ethylhexyl) phthalate	µg/L	2		1.3[#2]	1.3[#2]	-	-	-	-	-	-	-	-	-	-	-	-	-	-
	Butyl benzyl phthalate	µg/L	1		0.75[#2]	7.5[#2]	-	-	-	-	-	-	-	-	-	-	-	-	-	-
	Carbazole	µg/L	1				-	-	-	-	-	-	-	-	-	-	-	-	-	-
	Dibenzofuran	µg/L	1				-	-	-	-	-	-	-	-	-	-	-	-	-	-
	Diethylphthalate	µg/L	1		200[#4]	200[#4]	-	-	-	-	-	-	-	-	-	-	-	-	-	-

						Location	BH04012	BH04012	BH04012	BH04012	BH04012	BH04012	BH04013	BH04013	BH04013	BH04013	BH04013	BH04013	BH04013	BH04014
						Sampled_Date_Time	21/04/2020	20/05/2020	23/06/2020	23/06/2020	23/09/2020	23/09/2020	20/11/2019	27/01/2020	20/02/2020	24/03/2020	20/04/2020	19/05/2020	09/06/2020	07/11/2019
						Sample_Depth_Avg	17	14.5	15	15	0	0	1.84	1.6	20	20.5	18	21.5	33	0.52
						Project_ID	LTC - Phase 2 LTM	LTC - Phase 2 LTM	LTC - Phase 2 LTM	LTC - Phase 2 LTM	LTC - Phase 2 LTM	LTC - Phase 2 LTM	LTC - Phase 2	LTC - Phase 2	LTC - Phase 2 LTM	LTC - Phase 2 LTM	LTC - Phase 2 LTM	LTC - Phase 2	LTC - Phase 2 LTM	LTC - Phase 2
				UK Drinking Water Standards	UK Estuaries and coastal waters EQS	UK Freshwater EQS														
Chem_Group	**Analyte**	**Units**	**MDL**																	
	Dimethyl phthalate	µg/L	1		800[#4]	800[#4]	-	-	-	-	-	-	-	-	-	-	-	-	-	-
	Di-n-butyl phthalate	µg/L	1		8[#4]	8[#4]	-	-	-	-	-	-	-	-	-	-	-	-	-	-
	Di-n-octyl phthalate	µg/L	5		20[#4]	20[#4]	-	-	-	-	-	-	-	-	-	-	-	-	-	-
	Hexachlorobenzene	µg/L	0.01		0.05(MAC)[#12]	0.05(MAC)[#12]	-	-	-	-	-	-	-	-	-	-	-	-	-	-
	Hexachlorocyclopentadiene	µg/L	1				-	-	-	-	-	-	-	-	-	-	-	-	-	-
	Hexachloroethane	µg/L	1				-	-	-	-	-	-	-	-	-	-	-	-	-	-
	Isophorone	µg/L	1				-	-	-	-	-	-	-	-	-	-	-	-	-	-
	Nitrobenzene	µg/L	1				-	-	-	-	-	-	-	-	-	-	-	-	-	-
	N-nitrosodi-n-propylamine	µg/L	1				-	-	-	-	-	-	-	-	-	-	-	-	-	-
	Pentachlorobenzene	µg/L	0.01		0.0007[#2]	0.007[#2]	-	-	-	-	-	-	-	-	-	-	-	-	-	-
	Pentachloronitrobenzene	µg/L	0.01				-	-	-	-	-	-	-	-	-	-	-	-	-	-
	Pentachlorophenol	µg/L	1		0.4[#2]	0.4[#2]	-	-	-	-	-	-	-	-	-	-	-	-	-	-
PCB	Heptachlorobiphenyl, 2,3,3,4,4,5,5- (PCB 189)	µg/L	0.015				-	-	-	-	-	-	-	-	-	-	-	-	-	-
	Hexachlorobiphenyl, 2,3,3,4,4,5- (PCB 156)	µg/L	0.015				-	-	-	-	-	-	-	-	-	-	-	-	-	-
	Hexachlorobiphenyl, 2,3,3,4,4,5- (PCB 157)	µg/L	0.015				-	-	-	-	-	-	-	-	-	-	-	-	-	-
	Hexachlorobiphenyl, 2,3,4,4,5,5- (PCB 167)	µg/L	0.015				-	-	-	-	-	-	-	-	-	-	-	-	-	-
	Hexachlorobiphenyl, 3,3,4,4,5,5- (PCB 169)	µg/L	0.015				-	-	-	-	-	-	-	-	-	-	-	-	-	-
	PCB 101	µg/L	0.015				-	-	-	-	-	-	-	-	-	-	-	-	-	-
	PCB 118	µg/L	0.015				-	-	-	-	-	-	-	-	-	-	-	-	-	-
	PCB 138	µg/L	0.015				-	-	-	-	-	-	-	-	-	-	-	-	-	-
	PCB 153	µg/L	0.015				-	-	-	-	-	-	-	-	-	-	-	-	-	-
	PCB 180	µg/L	0.015				-	-	-	-	-	-	-	-	-	-	-	-	-	-
	PCB 28	µg/L	0.015				-	-	-	-	-	-	-	-	-	-	-	-	-	-
	PCB 52	µg/L	0.015				-	-	-	-	-	-	-	-	-	-	-	-	-	-
	Pentachlorobiphenyl, 2,3,3,4,4- (PCB 105)	µg/L	0.015				-	-	-	-	-	-	-	-	-	-	-	-	-	-
	Pentachlorobiphenyl, 2,3,4,4,5- (PCB 114)	µg/L	0.015				-	-	-	-	-	-	-	-	-	-	-	-	-	-
	Pentachlorobiphenyl, 2,3,4,4,5- (PCB 123)	µg/L	0.015				-	-	-	-	-	-	-	-	-	-	-	-	-	-

						Location	BH04012	BH04012	BH04012	BH04012	BH04012	BH04012	BH04013	BH04013	BH04013	BH04013	BH04013	BH04013	BH04013	BH04014
						Sampled_Date_Time	21/04/2020	20/05/2020	23/06/2020	23/06/2020	23/09/2020	23/09/2020	20/11/2019	27/01/2020	20/02/2020	24/03/2020	20/04/2020	19/05/2020	09/06/2020	07/11/2019
						Sample_Depth_Avg	17	14.5	15	15	0	0	1.84	1.6	20	20.5	18	21.5	33	0.52
						Project_ID	LTC - Phase 2 LTM	LTC - Phase 2 LTM	LTC - Phase 2 LTM	LTC - Phase 2 LTM	LTC - Phase 2 LTM	LTC - Phase 2 LTM	LTC - Phase 2	LTC - Phase 2	LTC - Phase 2 LTM	LTC - Phase 2 LTM	LTC - Phase 2 LTM	LTC - Phase 2	LTC - Phase 2 LTM	LTC - Phase 2
				UK Drinking Water Standards	UK Estuaries and coastal waters EQS	UK Freshwater EQS														
Chem_Group	**Analyte**	**Units**	**MDL**																	
	Pentachlorobiphenyl, 3,3,4,4,5- (PCB 126)	µg/L	0.015				-	-	-	-	-	-	-	-	-	-	-	-	-	-
	Tetrachlorobiphenyl, 3,3,4,4- (PCB 77)	µg/L	0.015				-	-	-	-	-	-	-	-	-	-	-	-	-	-
	Tetrachlorobiphenyl, 3,4,4,5- (PCB 81)	µg/L	0.015				-	-	-	-	-	-	-	-	-	-	-	-	-	-
	Total PCB 7 Congeners	µg/L	0.105				-	-	-	-	-	-	-	-	-	-	-	-	-	-
Phenolics	Xylenols (Filtered)	µg/L	0.5				<0.5	<0.5	0.99	1.07	<0.5	<0.5	<0.5	<0.5	<0.5	<0.5	<0.5	<0.5	0.73	<0.5
	Cresol Total (Filtered)	µg/L	0.5				<0.5	<0.5	<0.5	<0.5	<0.5	<0.5	<0.5	<0.5	<0.5	<0.5	<0.5	<0.5	<0.5	<0.5
	Phenol	µg/L	1	5800[#34]	7.7[#2]	7.7[#2]	-	-	-	-	-	-	-	-	-	-	-	-	-	-
	Phenol (Filtered)	µg/L	0.5	5800[#34]	7.7[#2]	7.7[#2]	<0.5	<0.5	<0.5	<0.5	<0.5	<0.5	<0.5	<0.5	<0.5	<0.5	<0.5	<0.5	<0.5	<0.5
	Phenols Monohydric (Filtered)	µg/L	0.5				<0.5	<0.5	0.99	1.07	<0.5	<0.5	<0.5	<0.5	<0.5	<0.5	<0.5	<0.5	0.73	<0.5
Organotins	Tributyltin	µg/L	0.001		0.0002[#2]	0.0002[#2]	-	-	-	-	-	-	-	-	-	-	-	-	-	-
Biological	Coliforms Total (Confirmed)	CFU/100mL					-	-	-	-	-	-	-	-	-	-	-	-	-	-
	Coliforms Total (Presumptive)	CFU/100mL					-	-	-	-	-	-	-	-	-	-	-	-	-	-
	Escherichia coli (Confirmed)	CFU/100mL					-	-	-	-	-	-	-	-	-	-	-	-	-	-
	Escherichia coli (Presumptive)	CFU/100mL					-	-	-	-	-	-	-	-	-	-	-	-	-	-
	Faecal streptococci (Confirmed)	CFU/100mL					-	-	-	-	-	-	-	-	-	-	-	-	-	-
	Faecal streptococci (Presumptive)	CFU/100mL					-	-	-	-	-	-	-	-	-	-	-	-	-	-
	Faecal Streptococci cfu/100ml	cfu/100ml											-	-						-
	Coliform	cfu/100 ml											-	-						-
	Salmonella	Detect					-	-	-	-	-	-	-	-	-	-	-	-	-	-
Pesticides	1-(3.4-Dichlorophenyl) urea (DCPU)	µg/l					-	-	-	-	-	-	-	-	-	-	-	-	-	-
	2-(4-Chlorophenoxy)propionic acid, 4-CPP	µg/l					-	-	-	-	-	-	-	-	-	-	-	-	-	-
	2-amino-N-(isopropyl)benzamide	µg/l					-	-	-	-	-	-	-	-	-	-	-	-	-	-
	2-Chloro-2.6-diethylacetanilide	µg/l					-	-	-	-	-	-	-	-	-	-	-	-	-	-
	Acibenzolar-S-methyl	µg/l					-	-	-	-	-	-	-	-	-	-	-	-	-	-
	Aminopyralid	µg/l					-	-	-	-	-	-	-	-	-	-	-	-	-	-
	Azoxystrobin	µg/L					-	-	-	-	-	-	-	-	-	-	-	-	-	-
	BAM	µg/l					-	-	-	-	-	-	-	-	-	-	-	-	-	-

						Location	BH04012	BH04012	BH04012	BH04012	BH04012	BH04012	BH04013	BH04013	BH04013	BH04013	BH04013	BH04013	BH04013	BH04014
						Sampled_Date_Time	21/04/2020	20/05/2020	23/06/2020	23/06/2020	23/09/2020	23/09/2020	20/11/2019	27/01/2020	20/02/2020	24/03/2020	20/04/2020	19/05/2020	09/06/2020	07/11/2019
						Sample_Depth_Avg	17	14.5	15	15	0	0	1.84	1.6	20	20.5	18	21.5	33	0.52
						Project_ID	LTC - Phase 2 LTM	LTC - Phase 2 LTM	LTC - Phase 2 LTM	LTC - Phase 2 LTM	LTC - Phase 2 LTM	LTC - Phase 2 LTM	LTC - Phase 2	LTC - Phase 2	LTC - Phase 2 LTM	LTC - Phase 2 LTM	LTC - Phase 2 LTM	LTC - Phase 2	LTC - Phase 2 LTM	LTC - Phase 2
				UK Drinking Water Standards	UK Estuaries and coastal waters EQS	UK Freshwater EQS														
Chem_Group	**Analyte**	**Units**	**MDL**																	
	Benalaxyl	µg/l					-	-	-	-	-	-	-	-	-	-	-	-	-	-
	Bentazone methyl	µg/l					-	-	-	-	-	-	-	-	-	-	-	-	-	-
	Bifenox	µg/L					-	-	-	-	-	-	-	-	-	-	-	-	-	-
	Bitertanol	µg/l					-	-	-	-	-	-	-	-	-	-	-	-	-	-
	Boscalid	µg/l					-	-	-	-	-	-	-	-	-	-	-	-	-	-
	Cadusafos	µg/l					-	-	-	-	-	-	-	-	-	-	-	-	-	-
	Carfentrazone-ethyl	µg/L					-	-	-	-	-	-	-	-	-	-	-	-	-	-
	Chloridazon-desphenyl	µg/l					-	-	-	-	-	-	-	-	-	-	-	-	-	-
	Chloridazon-methyl desphenyl	µg/l					-	-	-	-	-	-	-	-	-	-	-	-	-	-
	Chlorotoluron-desmethyl	µg/l					-	-	-	-	-	-	-	-	-	-	-	-	-	-
	Chlorpropham	µg/L			10[#4]	10[#4]	-	-	-	-	-	-	-	-	-	-	-	-	-	-
	Clodinafop	µg/l					-	-	-	-	-	-	-	-	-	-	-	-	-	-
	Clomeprop	µg/l					-	-	-	-	-	-	-	-	-	-	-	-	-	-
	Crimidine	µg/l					-	-	-	-	-	-	-	-	-	-	-	-	-	-
	Cybutryne (Irgarol)	µg/l					-	-	-	-	-	-	-	-	-	-	-	-	-	-
	Cyprazine	µg/l					-	-	-	-	-	-	-	-	-	-	-	-	-	-
	Cyprodinil	µg/L					-	-	-	-	-	-	-	-	-	-	-	-	-	-
	Dichlofenthion	µg/l					-	-	-	-	-	-	-	-	-	-	-	-	-	-
	Dichlormid	µg/l					-	-	-	-	-	-	-	-	-	-	-	-	-	-
	Diethofencarb	µg/l					-	-	-	-	-	-	-	-	-	-	-	-	-	-
	Difenacoum	µg/l					-	-	-	-	-	-	-	-	-	-	-	-	-	-
	Dimefuron	µg/l					-	-	-	-	-	-	-	-	-	-	-	-	-	-
	Dimethachlo	µg/l					-	-	-	-	-	-	-	-	-	-	-	-	-	-
	Dimethenamid	µg/l					-	-	-	-	-	-	-	-	-	-	-	-	-	-
	Dimethomorph	µg/l					-	-	-	-	-	-	-	-	-	-	-	-	-	-
	Dinoterb	µg/l					-	-	-	-	-	-	-	-	-	-	-	-	-	-
	Diuron desmethyl (DCPMU)	µg/l					-	-	-	-	-	-	-	-	-	-	-	-	-	-

						Location	BH04012	BH04012	BH04012	BH04012	BH04012	BH04012	BH04013	BH04013	BH04013	BH04013	BH04013	BH04013	BH04013	BH04014
						Sampled_Date_Time	21/04/2020	20/05/2020	23/06/2020	23/06/2020	23/09/2020	23/09/2020	20/11/2019	27/01/2020	20/02/2020	24/03/2020	20/04/2020	19/05/2020	09/06/2020	07/11/2019
						Sample_Depth_Avg	17	14.5	15	15	0	0	1.84	1.6	20	20.5	18	21.5	33	0.52
						Project_ID	LTC - Phase 2 LTM	LTC - Phase 2 LTM	LTC - Phase 2 LTM	LTC - Phase 2 LTM	LTC - Phase 2 LTM	LTC - Phase 2 LTM	LTC - Phase 2	LTC - Phase 2	LTC - Phase 2 LTM	LTC - Phase 2 LTM	LTC - Phase 2 LTM	LTC - Phase 2	LTC - Phase 2 LTM	LTC - Phase 2
				UK Drinking Water Standards	UK Estuaries and coastal waters EQS	UK Freshwater EQS														
Chem_Group	**Analyte**	**Units**	**MDL**																	
	Epoxiconazole	µg/l					-	-	-	-	-	-	-	-	-	-	-	-	-	-
	Etrimphos	µg/L	0.01				-	-	-	-	-	-	-	-	-	-	-	-	-	-
	Fenoxaprop	µg/l					-	-	-	-	-	-	-	-	-	-	-	-	-	-
	Fenpropidin	µg/l					-	-	-	-	-	-	-	-	-	-	-	-	-	-
	Fenuron	µg/l					-	-	-	-	-	-	-	-	-	-	-	-	-	-
	Fipronil	µg/L					-	-	-	-	-	-	-	-	-	-	-	-	-	-
	Florasulam	µg/l					-	-	-	-	-	-	-	-	-	-	-	-	-	-
	Fluazifop	µg/l					-	-	-	-	-	-	-	-	-	-	-	-	-	-
	Fluazifop-P-butyl	µg/L					-	-	-	-	-	-	-	-	-	-	-	-	-	-
	Foramsulfuron	µg/l					-	-	-	-	-	-	-	-	-	-	-	-	-	-
	Furathiocarb	µg/l					-	-	-	-	-	-	-	-	-	-	-	-	-	-
	Haloxyfop	µg/l					-	-	-	-	-	-	-	-	-	-	-	-	-	-
	Haloxyfop-p-methyl	µg/l					-	-	-	-	-	-	-	-	-	-	-	-	-	-
	Heptachlor epoxide	µg/L	0.01	0.03[#1]			-	-	-	-	-	-	-	-	-	-	-	-	-	-
	Imazamox	µg/l					-	-	-	-	-	-	-	-	-	-	-	-	-	-
	Indoxacarb	µg/L					-	-	-	-	-	-	-	-	-	-	-	-	-	-
	Isoproturon-desmethyl	µg/l					-	-	-	-	-	-	-	-	-	-	-	-	-	-
	Isoproturon-monodesmethyl	µg/l					-	-	-	-	-	-	-	-	-	-	-	-	-	-
	Isopyrazam	µg/l					-	-	-	-	-	-	-	-	-	-	-	-	-	-
	Kresoxim-methyl	µg/l					-	-	-	-	-	-	-	-	-	-	-	-	-	-
	Malaoxon	µg/l					-	-	-	-	-	-	-	-	-	-	-	-	-	-
	Mandipropamid	µg/l					-	-	-	-	-	-	-	-	-	-	-	-	-	-
	Mecarbam	µg/l					-	-	-	-	-	-	-	-	-	-	-	-	-	-
	Mesotrione	µg/l					-	-	-	-	-	-	-	-	-	-	-	-	-	-
	Metconazole	µg/l					-	-	-	-	-	-	-	-	-	-	-	-	-	-
	Metribuzin-desamino	µg/l					-	-	-	-	-	-	-	-	-	-	-	-	-	-
	Naptalam	µg/l					-	-	-	-	-	-	-	-	-	-	-	-	-	-

						Location	BH04012	BH04012	BH04012	BH04012	BH04012	BH04012	BH04013	BH04013	BH04013	BH04013	BH04013	BH04013	BH04013	BH04014
						Sampled_Date_Time	21/04/2020	20/05/2020	23/06/2020	23/06/2020	23/09/2020	23/09/2020	20/11/2019	27/01/2020	20/02/2020	24/03/2020	20/04/2020	19/05/2020	09/06/2020	07/11/2019
						Sample_Depth_Avg	17	14.5	15	15	0	0	1.84	1.6	20	20.5	18	21.5	33	0.52
						Project_ID	LTC - Phase 2 LTM	LTC - Phase 2 LTM	LTC - Phase 2 LTM	LTC - Phase 2 LTM	LTC - Phase 2 LTM	LTC - Phase 2 LTM	LTC - Phase 2	LTC - Phase 2	LTC - Phase 2 LTM	LTC - Phase 2 LTM	LTC - Phase 2 LTM	LTC - Phase 2	LTC - Phase 2 LTM	LTC - Phase 2
				UK Drinking Water Standards	UK Estuaries and coastal waters EQS	UK Freshwater EQS														
Chem_Group	**Analyte**	**Units**	**MDL**																	
	Nicosulfuron	µg/l					-	-	-	-	-	-	-	-	-	-	-	-	-	-
	Nuarimol	µg/l					-	-	-	-	-	-	-	-	-	-	-	-	-	-
	Oxadixyl	µg/l					-	-	-	-	-	-	-	-	-	-	-	-	-	-
	Paraoxon-ethyl	µg/l					-	-	-	-	-	-	-	-	-	-	-	-	-	-
	Parathion-ethyl	µg/l					-	-	-	-	-	-	-	-	-	-	-	-	-	-
	Penconazole	µg/l					-	-	-	-	-	-	-	-	-	-	-	-	-	-
	Pencycuron	µg/l					-	-	-	-	-	-	-	-	-	-	-	-	-	-
	Phosphamidon II (E)	µg/l	0.01				-	-	-	-	-	-	-	-	-	-	-	-	-	-
	Pretilachlor	µg/l					-	-	-	-	-	-	-	-	-	-	-	-	-	-
	Primisulfuron-methyl	µg/l					-	-	-	-	-	-	-	-	-	-	-	-	-	-
	Prodiamine	µg/l					-	-	-	-	-	-	-	-	-	-	-	-	-	-
	Propaquizafop	µg/l					-	-	-	-	-	-	-	-	-	-	-	-	-	-
	Propetamphos	µg/L	0.01		0.03[#4]	0.03[#4]	-	-	-	-	-	-	-	-	-	-	-	-	-	-
	Prosulfocarb	µg/l					-	-	-	-	-	-	-	-	-	-	-	-	-	-
	Prothioconazole	µg/l					-	-	-	-	-	-	-	-	-	-	-	-	-	-
	Pyribenzoxim	µg/l					-	-	-	-	-	-	-	-	-	-	-	-	-	-
	Quinmerac	µg/l					-	-	-	-	-	-	-	-	-	-	-	-	-	-
	Quizalofop	µg/l					-	-	-	-	-	-	-	-	-	-	-	-	-	-
	Rimsulfuron	µg/l					-	-	-	-	-	-	-	-	-	-	-	-	-	-
	Sebuthylazine	µg/l					-	-	-	-	-	-	-	-	-	-	-	-	-	-
	Simazine-2-hydroxy	µg/l					-	-	-	-	-	-	-	-	-	-	-	-	-	-
	Sodium Acifluorfen	µg/L					-	-	-	-	-	-	-	-	-	-	-	-	-	-
	Sulfosulfuron	µg/l					-	-	-	-	-	-	-	-	-	-	-	-	-	-
	Tecnazene	µg/L	0.01		1[#4]	1[#4]	-	-	-	-	-	-	-	-	-	-	-	-	-	-
	Teflubenzuron	µg/l					-	-	-	-	-	-	-	-	-	-	-	-	-	-
	Terbuthylazine-desethyl	µg/l					-	-	-	-	-	-	-	-	-	-	-	-	-	-
	Terbuthylazine-desethyl-2-hydroxy	µg/l					-	-	-	-	-	-	-	-	-	-	-	-	-	-

						Location	BH04012	BH04012	BH04012	BH04012	BH04012	BH04012	BH04013	BH04013	BH04013	BH04013	BH04013	BH04013	BH04013	BH04014
						Sampled_Date_Time	21/04/2020	20/05/2020	23/06/2020	23/06/2020	23/09/2020	23/09/2020	20/11/2019	27/01/2020	20/02/2020	24/03/2020	20/04/2020	19/05/2020	09/06/2020	07/11/2019
						Sample_Depth_Avg	17	14.5	15	15	0	0	1.84	1.6	20	20.5	18	21.5	33	0.52
						Project_ID	LTC - Phase 2 LTM	LTC - Phase 2 LTM	LTC - Phase 2 LTM	LTC - Phase 2 LTM	LTC - Phase 2 LTM	LTC - Phase 2 LTM	LTC - Phase 2	LTC - Phase 2	LTC - Phase 2 LTM	LTC - Phase 2 LTM	LTC - Phase 2 LTM	LTC - Phase 2	LTC - Phase 2 LTM	LTC - Phase 2
				UK Drinking Water Standards	UK Estuaries and coastal waters EQS	UK Freshwater EQS														
Chem_Group	**Analyte**	**Units**	**MDL**																	
	Terbuthylazine-hydroxy	µg/l					-	-	-	-	-	-	-	-	-	-	-	-	-	-
	Thiabendazole	µg/L			5[#4]	5[#4]	-	-	-	-	-	-	-	-	-	-	-	-	-	-
	Thiamethoxam	µg/L					-	-	-	-	-	-	-	-	-	-	-	-	-	-
	Tribenuron-methyl	µg/L					-	-	-	-	-	-	-	-	-	-	-	-	-	-
	Trietazine	µg/L	0.01				-	-	-	-	-	-	-	-	-	-	-	-	-	-
	Trifloxysulfuron-sodium	µg/l					-	-	-	-	-	-	-	-	-	-	-	-	-	-
	Triflusulfuron-methyl	µg/l					-	-	-	-	-	-	-	-	-	-	-	-	-	-
	Triforine	µg/l					-	-	-	-	-	-	-	-	-	-	-	-	-	-
	Triticonazole	µg/l					-	-	-	-	-	-	-	-	-	-	-	-	-	-
	Desmetryn	mg/L					-	-	-	-	-	-	-	-	-	-	-	-	-	-
	Simetryn	mg/L					-	-	-	-	-	-	-	-	-	-	-	-	-	-
	Clothianidin	µg/L					-	-	-	-	-	-	-	-	-	-	-	-	-	-
	Cymoxanil	µg/L					-	-	-	-	-	-	-	-	-	-	-	-	-	-
	Fluazifop-butyl	µg/L					-	-	-	-	-	-	-	-	-	-	-	-	-	-
	Imazamethabenz-methyl	µg/L					-	-	-	-	-	-	-	-	-	-	-	-	-	-
	Mesosulfuron-methyl	µg/L					-	-	-	-	-	-	-	-	-	-	-	-	-	-
	Metamitron	µg/L					-	-	-	-	-	-	-	-	-	-	-	-	-	-
	Metobromuron	µg/L					-	-	-	-	-	-	-	-	-	-	-	-	-	-
	Monuron	µg/L					-	-	-	-	-	-	-	-	-	-	-	-	-	-
	Secbumeton	µg/L					-	-	-	-	-	-	-	-	-	-	-	-	-	-
	Spiroxamine	µg/L					-	-	-	-	-	-	-	-	-	-	-	-	-	-
	Clomazon	µg/L					-	-	-	-	-	-	-	-	-	-	-	-	-	-
	Metazachlor	µg/L	0.01				-	-	-	-	-	-	-	-	-	-	-	-	-	-
	Methabenzthiazuran	µg/L					-	-	-	-	-	-	-	-	-	-	-	-	-	-
	Iprovalicarb	µg/L					-	-	-	-	-	-	-	-	-	-	-	-	-	-
	Chloroxuron	µg/L					-	-	-	-	-	-	-	-	-	-	-	-	-	-
	Neburon	µg/L					-	-	-	-	-	-	-	-	-	-	-	-	-	-

						Location	BH04012	BH04012	BH04012	BH04012	BH04012	BH04012	BH04013	BH04013	BH04013	BH04013	BH04013	BH04013	BH04013	BH04014
						Sampled_Date_Time	21/04/2020	20/05/2020	23/06/2020	23/06/2020	23/09/2020	23/09/2020	20/11/2019	27/01/2020	20/02/2020	24/03/2020	20/04/2020	19/05/2020	09/06/2020	07/11/2019
						Sample_Depth_Avg	17	14.5	15	15	0	0	1.84	1.6	20	20.5	18	21.5	33	0.52
						Project_ID	LTC - Phase 2 LTM	LTC - Phase 2 LTM	LTC - Phase 2 LTM	LTC - Phase 2 LTM	LTC - Phase 2 LTM	LTC - Phase 2 LTM	LTC - Phase 2	LTC - Phase 2	LTC - Phase 2 LTM	LTC - Phase 2 LTM	LTC - Phase 2 LTM	LTC - Phase 2	LTC - Phase 2 LTM	LTC - Phase 2
				UK Drinking Water Standards	UK Estuaries and coastal waters EQS	UK Freshwater EQS														
Chem_Group	**Analyte**	**Units**	**MDL**																	
	Metribuzin	µg/L					-	-	-	-	-	-	-	-	-	-	-	-	-	-
	2,3,6-Trichlorobenzoic Acid (Tba)	µg/L					-	-	-	-	-	-	-	-	-	-	-	-	-	-
	2,4,5-Trichlorophenoxy Acetic Acid	µg/L					-	-	-	-	-	-	-	-	-	-	-	-	-	-
	2,4,5-TP (Silvex)	µg/L					-	-	-	-	-	-	-	-	-	-	-	-	-	-
	Pyrimethanil	µg/L					-	-	-	-	-	-	-	-	-	-	-	-	-	-
	Hedonal	µg/L			0.3[#2]	0.3[#2]	-	-	-	-	-	-	-	-	-	-	-	-	-	-
	2,4-DDT	µg/L	0.01		0.00625[#42]	0.00625[#42]	-	-	-	-	-	-	-	-	-	-	-	-	-	-
	Propachlor	µg/L	0.01				-	-	-	-	-	-	-	-	-	-	-	-	-	-
	Propamocarb	µg/L					-	-	-	-	-	-	-	-	-	-	-	-	-	-
	2,4-Dichlorprop	µg/L					-	-	-	-	-	-	-	-	-	-	-	-	-	-
	3-Hydroxy Carbofuran	µg/L					-	-	-	-	-	-	-	-	-	-	-	-	-	-
	4-(2,4-Dichlorophenoxy)butyric Acid (2,4-DB)	µg/L					-	-	-	-	-	-	-	-	-	-	-	-	-	-
	4,4-DDE	µg/L	0.01		0.00625[#42]	0.00625[#42]	-	-	-	-	-	-	-	-	-	-	-	-	-	-
	4-Bromo-3,5-dimethylphenyl-N-methylcarbamate	µg/L					-	-	-	-	-	-	-	-	-	-	-	-	-	-
	a-BHC	µg/L	0.01				-	-	-	-	-	-	-	-	-	-	-	-	-	-
	Acetochlor	µg/L					-	-	-	-	-	-	-	-	-	-	-	-	-	-
	Aldicarb	µg/L					-	-	-	-	-	-	-	-	-	-	-	-	-	-
	Aldicarb sulfone	µg/L					-	-	-	-	-	-	-	-	-	-	-	-	-	-
	Aldrin	µg/L	0.01	0.03[#1]	0.00125[#43]	0.0025[#44]	-	-	-	-	-	-	-	-	-	-	-	-	-	-
	Ametryn	µg/L					-	-	-	-	-	-	-	-	-	-	-	-	-	-
	Amidosulfuron	µg/L					-	-	-	-	-	-	-	-	-	-	-	-	-	-
	Acetamiprid	µg/L					-	-	-	-	-	-	-	-	-	-	-	-	-	-
	Aclonifen	µg/L					-	-	-	-	-	-	-	-	-	-	-	-	-	-
	Actril (Ioxynil)	µg/L			10[#4]	10[#4]	-	-	-	-	-	-	-	-	-	-	-	-	-	-
	Atraton	µg/L					-	-	-	-	-	-	-	-	-	-	-	-	-	-
	Atrazine	µg/L	0.01		0.6[#2]	0.6[#2]	-	-	-	-	-	-	-	-	-	-	-	-	-	-
	Azinophos methyl	µg/L	0.02		0.01[#8]	0.01[#8]	-	-	-	-	-	-	-	-	-	-	-	-	-	-

						Location	BH04012	BH04012	BH04012	BH04012	BH04012	BH04012	BH04013	BH04013	BH04013	BH04013	BH04013	BH04013	BH04013	BH04014
						Sampled_Date_Time	21/04/2020	20/05/2020	23/06/2020	23/06/2020	23/09/2020	23/09/2020	20/11/2019	27/01/2020	20/02/2020	24/03/2020	20/04/2020	19/05/2020	09/06/2020	07/11/2019
						Sample_Depth_Avg	17	14.5	15	15	0	0	1.84	1.6	20	20.5	18	21.5	33	0.52
						Project_ID	LTC - Phase 2 LTM	LTC - Phase 2 LTM	LTC - Phase 2 LTM	LTC - Phase 2 LTM	LTC - Phase 2 LTM	LTC - Phase 2 LTM	LTC - Phase 2	LTC - Phase 2	LTC - Phase 2 LTM	LTC - Phase 2 LTM	LTC - Phase 2 LTM	LTC - Phase 2	LTC - Phase 2 LTM	LTC - Phase 2
				UK Drinking Water Standards	UK Estuaries and coastal waters EQS	UK Freshwater EQS														
Chem_Group	**Analyte**	**Units**	**MDL**																	
	Baygon	µg/L					-	-	-	-	-	-	-	-	-	-	-	-	-	-
	b-BHC	µg/L	0.01				-	-	-	-	-	-	-	-	-	-	-	-	-	-
	Benazolin	µg/L					-	-	-	-	-	-	-	-	-	-	-	-	-	-
	Bendiocarb	µg/L					-	-	-	-	-	-	-	-	-	-	-	-	-	-
	Bentazone	µg/L			500[#4]	500[#4]	-	-	-	-	-	-	-	-	-	-	-	-	-	-
	Bidrin	µg/L					-	-	-	-	-	-	-	-	-	-	-	-	-	-
	Bromacil	µg/L					-	-	-	-	-	-	-	-	-	-	-	-	-	-
	Bromazil	µg/L					-	-	-	-	-	-	-	-	-	-	-	-	-	-
	Bromophos-ethyl	µg/L					-	-	-	-	-	-	-	-	-	-	-	-	-	-
	Bromoxynil	µg/L			100[#4]	100[#4]	-	-	-	-	-	-	-	-	-	-	-	-	-	-
	Carbaryl	µg/L					-	-	-	-	-	-	-	-	-	-	-	-	-	-
	Carbendazim	µg/L				0.15[#4]	-	-	-	-	-	-	-	-	-	-	-	-	-	-
	Carbetamide	µg/L					-	-	-	-	-	-	-	-	-	-	-	-	-	-
	Carbofuran	µg/L					-	-	-	-	-	-	-	-	-	-	-	-	-	-
	Carbophenothion	µg/L	0.01				-	-	-	-	-	-	-	-	-	-	-	-	-	-
	Carboxin	µg/L					-	-	-	-	-	-	-	-	-	-	-	-	-	-
	Chlorbromuron	µg/L					-	-	-	-	-	-	-	-	-	-	-	-	-	-
	Chlordane (cis)	µg/L	0.01				-	-	-	-	-	-	-	-	-	-	-	-	-	-
	Azinphos Ethyl	µg/L	0.02				-	-	-	-	-	-	-	-	-	-	-	-	-	-
	Chlordane (trans)	µg/L	0.01				-	-	-	-	-	-	-	-	-	-	-	-	-	-
	Chlorfenvinphos	µg/L	0.01		0.1[#2]	0.1[#2]	-	-	-	-	-	-	-	-	-	-	-	-	-	-
	Chloridazon	µg/L					-	-	-	-	-	-	-	-	-	-	-	-	-	-
	Chlorotoluron	µg/L			2[#4]	2[#4]	-	-	-	-	-	-	-	-	-	-	-	-	-	-
	Chlorpyrifos	µg/L	0.01		0.03[#2]		-	-	-	-	-	-	-	-	-	-	-	-	-	-
	Chlorpyrifos-methyl	µg/L	0.01				-	-	-	-	-	-	-	-	-	-	-	-	-	-
	Chlorsulfuron	µg/L					-	-	-	-	-	-	-	-	-	-	-	-	-	-
	Clopyralid	µg/L					-	-	-	-	-	-	-	-	-	-	-	-	-	-

						Location	BH04012	BH04012	BH04012	BH04012	BH04012	BH04012	BH04013	BH04013	BH04013	BH04013	BH04013	BH04013	BH04013	BH04014
						Sampled_Date_Time	21/04/2020	20/05/2020	23/06/2020	23/06/2020	23/09/2020	23/09/2020	20/11/2019	27/01/2020	20/02/2020	24/03/2020	20/04/2020	19/05/2020	09/06/2020	07/11/2019
						Sample_Depth_Avg	17	14.5	15	15	0	0	1.84	1.6	20	20.5	18	21.5	33	0.52
						Project_ID	LTC - Phase 2 LTM	LTC - Phase 2 LTM	LTC - Phase 2 LTM	LTC - Phase 2 LTM	LTC - Phase 2 LTM	LTC - Phase 2 LTM	LTC - Phase 2	LTC - Phase 2	LTC - Phase 2 LTM	LTC - Phase 2 LTM	LTC - Phase 2 LTM	LTC - Phase 2	LTC - Phase 2 LTM	LTC - Phase 2
				UK Drinking Water Standards	UK Estuaries and coastal waters EQS	UK Freshwater EQS														
Chem_Group	**Analyte**	**Units**	**MDL**																	
	Coumaphos	µg/L	0.01		0.03[#4]	0.03[#4]	-	-	-	-	-	-	-	-	-	-	-	-	-	-
	Cyanazine	µg/L	0.01				-	-	-	-	-	-	-	-	-	-	-	-	-	-
	Cyproconazole	µg/L					-	-	-	-	-	-	-	-	-	-	-	-	-	-
	Cyromazine	µg/L					-	-	-	-	-	-	-	-	-	-	-	-	-	-
	d-BHC	µg/L	0.01				-	-	-	-	-	-	-	-	-	-	-	-	-	-
	DDD	µg/L	0.01		0.00625[#42]	0.00625[#42]	-	-	-	-	-	-	-	-	-	-	-	-	-	-
	DDT	µg/L	0.01		0.01[#45]	0.01[#45]	-	-	-	-	-	-	-	-	-	-	-	-	-	-
	Deisopropylatrazine	µg/L					-	-	-	-	-	-	-	-	-	-	-	-	-	-
	Chlorothalonil	µg/L	0.01			0.035[#2]	-	-	-	-	-	-	-	-	-	-	-	-	-	-
	Deethylatrazine	µg/L					-	-	-	-	-	-	-	-	-	-	-	-	-	-
	Demeton-S-methyl	µg/L	0.01				-	-	-	-	-	-	-	-	-	-	-	-	-	-
	Diazinon	µg/L	0.01		0.01[#2]	0.01[#2]	-	-	-	-	-	-	-	-	-	-	-	-	-	-
	Dicamba	µg/L					-	-	-	-	-	-	-	-	-	-	-	-	-	-
	Dichlobenil	µg/L	0.01				-	-	-	-	-	-	-	-	-	-	-	-	-	-
	Dichlorvos	µg/L	0.01		0.04[#4]	0.001[#4]	-	-	-	-	-	-	-	-	-	-	-	-	-	-
	Diclofop	µg/L					-	-	-	-	-	-	-	-	-	-	-	-	-	-
	Dieldrin	µg/L	0.01	0.03[#1]	0.00125[#43]	0.0025[#44]	-	-	-	-	-	-	-	-	-	-	-	-	-	-
	Difenoconazole	µg/L					-	-	-	-	-	-	-	-	-	-	-	-	-	-
	Difenoxuron	µg/L					-	-	-	-	-	-	-	-	-	-	-	-	-	-
	Diflubenzuron	µg/L			0.005[#4]	0.001[#4]	-	-	-	-	-	-	-	-	-	-	-	-	-	-
	Diflufenican	µg/L					-	-	-	-	-	-	-	-	-	-	-	-	-	-
	Dimethoate	µg/L	0.01		0.48[#2]	0.48[#2]	-	-	-	-	-	-	-	-	-	-	-	-	-	-
	Dinoseb	µg/L					-	-	-	-	-	-	-	-	-	-	-	-	-	-
	Disulfoton	µg/L	0.01				-	-	-	-	-	-	-	-	-	-	-	-	-	-
	Diuron	µg/L			0.2[#2]	0.2[#2]	-	-	-	-	-	-	-	-	-	-	-	-	-	-
	Endosulfan I	µg/L	0.01				-	-	-	-	-	-	-	-	-	-	-	-	-	-
	Endosulfan II	µg/L	0.02				-	-	-	-	-	-	-	-	-	-	-	-	-	-

						Location	BH04012	BH04012	BH04012	BH04012	BH04012	BH04012	BH04013	BH04013	BH04013	BH04013	BH04013	BH04013	BH04013	BH04014
						Sampled_Date_Time	21/04/2020	20/05/2020	23/06/2020	23/06/2020	23/09/2020	23/09/2020	20/11/2019	27/01/2020	20/02/2020	24/03/2020	20/04/2020	19/05/2020	09/06/2020	07/11/2019
						Sample_Depth_Avg	17	14.5	15	15	0	0	1.84	1.6	20	20.5	18	21.5	33	0.52
						Project_ID	LTC - Phase 2 LTM	LTC - Phase 2 LTM	LTC - Phase 2 LTM	LTC - Phase 2 LTM	LTC - Phase 2 LTM	LTC - Phase 2 LTM	LTC - Phase 2	LTC - Phase 2	LTC - Phase 2 LTM	LTC - Phase 2 LTM	LTC - Phase 2 LTM	LTC - Phase 2	LTC - Phase 2 LTM	LTC - Phase 2
				UK Drinking Water Standards	UK Estuaries and coastal waters EQS	UK Freshwater EQS														
Chem_Group	**Analyte**	**Units**	**MDL**																	
	Endosulfan sulphate	µg/L	0.02				-	-	-	-	-	-	-	-	-	-	-	-	-	-
	Endrin	µg/L	0.01		0.00125[#43]	0.0025[#44]	-	-	-	-	-	-	-	-	-	-	-	-	-	-
	s-Ethyl dipropylthiocarbamate	µg/L					-	-	-	-	-	-	-	-	-	-	-	-	-	-
	Ethiofencarb	µg/L					-	-	-	-	-	-	-	-	-	-	-	-	-	-
	Ethion	µg/L	0.01				-	-	-	-	-	-	-	-	-	-	-	-	-	-
	Ethoprop	µg/L					-	-	-	-	-	-	-	-	-	-	-	-	-	-
	Ethofumesate	µg/L					-	-	-	-	-	-	-	-	-	-	-	-	-	-
	Etridiazole	µg/L	0.01				-	-	-	-	-	-	-	-	-	-	-	-	-	-
	Fenamiphos	µg/L					-	-	-	-	-	-	-	-	-	-	-	-	-	-
	Fenarimol	µg/L					-	-	-	-	-	-	-	-	-	-	-	-	-	-
	Fenitrothion	µg/L	0.01		0.01[#4]	0.01[#4]	-	-	-	-	-	-	-	-	-	-	-	-	-	-
	Fensulfothion	µg/L					-	-	-	-	-	-	-	-	-	-	-	-	-	-
	Fenhexamid	µg/L					-	-	-	-	-	-	-	-	-	-	-	-	-	-
	Fenoxycarb	µg/L					-	-	-	-	-	-	-	-	-	-	-	-	-	-
	Fenthion	µg/L	0.01				-	-	-	-	-	-	-	-	-	-	-	-	-	-
	Fenpropimorf	µg/L					-	-	-	-	-	-	-	-	-	-	-	-	-	-
	Fluroxypyr	µg/L					-	-	-	-	-	-	-	-	-	-	-	-	-	-
	Flutolanil	µg/L					-	-	-	-	-	-	-	-	-	-	-	-	-	-
	Fonofos	µg/L					-	-	-	-	-	-	-	-	-	-	-	-	-	-
	EPTC	µg/L											-	-						-
	g-BHC (Lindane)	µg/L	0.01				-	-	-	-	-	-	-	-	-	-	-	-	-	-
	Haloxyfop-methyl	µg/L					-	-	-	-	-	-	-	-	-	-	-	-	-	-
	Thifensulfuron	µg/L					-	-	-	-	-	-	-	-	-	-	-	-	-	-
	Heptachlor	µg/L	0.01	0.03[#1]			-	-	-	-	-	-	-	-	-	-	-	-	-	-
	Hexaconazole	µg/L					-	-	-	-	-	-	-	-	-	-	-	-	-	-
	Hexazinone	µg/L					-	-	-	-	-	-	-	-	-	-	-	-	-	-
	Hydroxyatrazine	µg/L					-	-	-	-	-	-	-	-	-	-	-	-	-	-

						Location	BH04012	BH04012	BH04012	BH04012	BH04012	BH04012	BH04013	BH04013	BH04013	BH04013	BH04013	BH04013	BH04013	BH04014
						Sampled_Date_Time	21/04/2020	20/05/2020	23/06/2020	23/06/2020	23/09/2020	23/09/2020	20/11/2019	27/01/2020	20/02/2020	24/03/2020	20/04/2020	19/05/2020	09/06/2020	07/11/2019
						Sample_Depth_Avg	17	14.5	15	15	0	0	1.84	1.6	20	20.5	18	21.5	33	0.52
						Project_ID	LTC - Phase 2 LTM	LTC - Phase 2 LTM	LTC - Phase 2 LTM	LTC - Phase 2 LTM	LTC - Phase 2 LTM	LTC - Phase 2 LTM	LTC - Phase 2	LTC - Phase 2	LTC - Phase 2 LTM	LTC - Phase 2 LTM	LTC - Phase 2 LTM	LTC - Phase 2	LTC - Phase 2 LTM	LTC - Phase 2
				UK Drinking Water Standards	UK Estuaries and coastal waters EQS	UK Freshwater EQS														
Chem_Group	**Analyte**	**Units**	**MDL**																	
	Iprodione	µg/L					-	-	-	-	-	-	-	-	-	-	-	-	-	-
	Isodrin	µg/L	0.01		0.00125[#43]	0.0025[#44]	-	-	-	-	-	-	-	-	-	-	-	-	-	-
	Isoproturon	µg/L			0.3[#2]	0.3[#2]	-	-	-	-	-	-	-	-	-	-	-	-	-	-
	Linuron	µg/L			0.5[#2]	0.5[#2]	-	-	-	-	-	-	-	-	-	-	-	-	-	-
	Malathion	µg/L	0.01		0.02[#4]	0.01[#4]	-	-	-	-	-	-	-	-	-	-	-	-	-	-
	2-Methyl-4-chlorophenoxyacetic acid	µg/L					-	-	-	-	-	-	-	-	-	-	-	-	-	-
	2-Methyl-4-Chlorophenoxy Butanoic Acid	µg/L					-	-	-	-	-	-	-	-	-	-	-	-	-	-
	Mecoprop	µg/L			18[#2]	18[#2]	-	-	-	-	-	-	-	-	-	-	-	-	-	-
	Mefenpyr-diethyl	µg/L					-	-	-	-	-	-	-	-	-	-	-	-	-	-
	Metachlor	µg/L	0.01		0.3[#2]	0.3[#2]	-	-	-	-	-	-	-	-	-	-	-	-	-	-
	Metalaxyl	µg/L					-	-	-	-	-	-	-	-	-	-	-	-	-	-
	Methamidophos	µg/L					-	-	-	-	-	-	-	-	-	-	-	-	-	-
	Methidathion	µg/L					-	-	-	-	-	-	-	-	-	-	-	-	-	-
	Methiocarb	µg/L				0.01[#4]	-	-	-	-	-	-	-	-	-	-	-	-	-	-
	Methomyl	µg/L					-	-	-	-	-	-	-	-	-	-	-	-	-	-
	Methoxychlor	µg/L	0.01				-	-	-	-	-	-	-	-	-	-	-	-	-	-
	Methoxyfenozide	µg/L					-	-	-	-	-	-	-	-	-	-	-	-	-	-
	Methyl parathion	µg/L	0.01				-	-	-	-	-	-	-	-	-	-	-	-	-	-
	Metolachlor	µg/L					-	-	-	-	-	-	-	-	-	-	-	-	-	-
	Metoxuron	µg/L					-	-	-	-	-	-	-	-	-	-	-	-	-	-
	Metsulfuron Methyl	µg/L					-	-	-	-	-	-	-	-	-	-	-	-	-	-
	Mevinphos (Phosdrin)	µg/L	0.01			0.02(MAC)[#46]	-	-	-	-	-	-	-	-	-	-	-	-	-	-
	Molinate	µg/L					-	-	-	-	-	-	-	-	-	-	-	-	-	-
	Monlinuran	µg/L					-	-	-	-	-	-	-	-	-	-	-	-	-	-
	Monocrotophos	µg/L					-	-	-	-	-	-	-	-	-	-	-	-	-	-
	Napropamide	µg/L					-	-	-	-	-	-	-	-	-	-	-	-	-	-
	Flusilazole (NuStar)	µg/L					-	-	-	-	-	-	-	-	-	-	-	-	-	-

						Location	BH04012	BH04012	BH04012	BH04012	BH04012	BH04012	BH04013	BH04013	BH04013	BH04013	BH04013	BH04013	BH04013	BH04014
						Sampled_Date_Time	21/04/2020	20/05/2020	23/06/2020	23/06/2020	23/09/2020	23/09/2020	20/11/2019	27/01/2020	20/02/2020	24/03/2020	20/04/2020	19/05/2020	09/06/2020	07/11/2019
						Sample_Depth_Avg	17	14.5	15	15	0	0	1.84	1.6	20	20.5	18	21.5	33	0.52
						Project_ID	LTC - Phase 2 LTM	LTC - Phase 2 LTM	LTC - Phase 2 LTM	LTC - Phase 2 LTM	LTC - Phase 2 LTM	LTC - Phase 2 LTM	LTC - Phase 2	LTC - Phase 2	LTC - Phase 2 LTM	LTC - Phase 2 LTM	LTC - Phase 2 LTM	LTC - Phase 2	LTC - Phase 2 LTM	LTC - Phase 2
				UK Drinking Water Standards	UK Estuaries and coastal waters EQS	UK Freshwater EQS														
Chem_Group	**Analyte**	**Units**	**MDL**																	
	o,p-DDD	µg/L	0.01				-	-	-	-	-	-	-	-	-	-	-	-	-	-
	o,p'-DDE	µg/L	0.01				-	-	-	-	-	-	-	-	-	-	-	-	-	-
	o,p-Methoxychlor	µg/L	0.01				-	-	-	-	-	-	-	-	-	-	-	-	-	-
	Omethoate	µg/L	0.01			0.01[#4]	-	-	-	-	-	-	-	-	-	-	-	-	-	-
	Oxamyl	µg/L					-	-	-	-	-	-	-	-	-	-	-	-	-	-
	Paclobutrazol	µg/L					-	-	-	-	-	-	-	-	-	-	-	-	-	-
	Methyl Paraoxon	µg/L					-	-	-	-	-	-	-	-	-	-	-	-	-	-
	Parathion	µg/L	0.01				-	-	-	-	-	-	-	-	-	-	-	-	-	-
	Pendimethalin	µg/L	0.01			0.3[#2]	-	-	-	-	-	-	-	-	-	-	-	-	-	-
	Imidacloprid	µg/L					-	-	-	-	-	-	-	-	-	-	-	-	-	-
	Permethrin	µg/L	0.01		0.0002[#4]	0.001[#4]	-	-	-	-	-	-	-	-	-	-	-	-	-	-
	Permethrin II	µg/L	0.01				-	-	-	-	-	-	-	-	-	-	-	-	-	-
	Phorate	µg/L	0.01				-	-	-	-	-	-	-	-	-	-	-	-	-	-
	Phosmet	µg/L					-	-	-	-	-	-	-	-	-	-	-	-	-	-
	Lenacil	µg/L					-	-	-	-	-	-	-	-	-	-	-	-	-	-
	Picloram	µg/L					-	-	-	-	-	-	-	-	-	-	-	-	-	-
	Picoxystrobin	µg/L					-	-	-	-	-	-	-	-	-	-	-	-	-	-
	Pirimicarb	µg/L			1[#4]	1[#4]	-	-	-	-	-	-	-	-	-	-	-	-	-	-
	Pirimiphos-methyl	µg/L	0.01		0.015[#4]	0.015[#4]	-	-	-	-	-	-	-	-	-	-	-	-	-	-
	Pirimphos-ethyl	µg/L					-	-	-	-	-	-	-	-	-	-	-	-	-	-
	Prochloraz	µg/L			4[#4]	4[#4]	-	-	-	-	-	-	-	-	-	-	-	-	-	-
	Profenofos	µg/L					-	-	-	-	-	-	-	-	-	-	-	-	-	-
	Promecarb	µg/L					-	-	-	-	-	-	-	-	-	-	-	-	-	-
	Prometon	µg/L					-	-	-	-	-	-	-	-	-	-	-	-	-	-
	Prometryn	µg/L	0.01				-	-	-	-	-	-	-	-	-	-	-	-	-	-
	Pronamide	µg/L	0.01		100[#4]	100[#4]	-	-	-	-	-	-	-	-	-	-	-	-	-	-
	Propanil	µg/L					-	-	-	-	-	-	-	-	-	-	-	-	-	-

						Location	BH04012	BH04012	BH04012	BH04012	BH04012	BH04012	BH04013	BH04013	BH04013	BH04013	BH04013	BH04013	BH04013	BH04014
						Sampled_Date_Time	21/04/2020	20/05/2020	23/06/2020	23/06/2020	23/09/2020	23/09/2020	20/11/2019	27/01/2020	20/02/2020	24/03/2020	20/04/2020	19/05/2020	09/06/2020	07/11/2019
						Sample_Depth_Avg	17	14.5	15	15	0	0	1.84	1.6	20	20.5	18	21.5	33	0.52
						Project_ID	LTC - Phase 2 LTM	LTC - Phase 2 LTM	LTC - Phase 2 LTM	LTC - Phase 2 LTM	LTC - Phase 2 LTM	LTC - Phase 2 LTM	LTC - Phase 2	LTC - Phase 2	LTC - Phase 2 LTM	LTC - Phase 2 LTM	LTC - Phase 2 LTM	LTC - Phase 2	LTC - Phase 2 LTM	LTC - Phase 2
				UK Drinking Water Standards	UK Estuaries and coastal waters EQS	UK Freshwater EQS														
Chem_Group	**Analyte**	**Units**	**MDL**																	
	Propazine	µg/L	0.01				-	-	-	-	-	-	-	-	-	-	-	-	-	-
	Propham	µg/L					-	-	-	-	-	-	-	-	-	-	-	-	-	-
	Propiconazole	µg/L					-	-	-	-	-	-	-	-	-	-	-	-	-	-
	Propoxycarbazone-sodium	µg/L					-	-	-	-	-	-	-	-	-	-	-	-	-	-
	Pursuit	µg/L					-	-	-	-	-	-	-	-	-	-	-	-	-	-
	Pyriproxyfen	µg/L					-	-	-	-	-	-	-	-	-	-	-	-	-	-
	Quinclorac	µg/L					-	-	-	-	-	-	-	-	-	-	-	-	-	-
	Quinoxyfen	µg/L					-	-	-	-	-	-	-	-	-	-	-	-	-	-
	Savey	µg/L					-	-	-	-	-	-	-	-	-	-	-	-	-	-
	Sethoxydim	µg/L					-	-	-	-	-	-	-	-	-	-	-	-	-	-
	Simazine	µg/L	0.01		1[#2]	1[#2]	-	-	-	-	-	-	-	-	-	-	-	-	-	-
	Tebuthiuron	µg/L					-	-	-	-	-	-	-	-	-	-	-	-	-	-
	Terbutryn	µg/L	0.01				-	-	-	-	-	-	-	-	-	-	-	-	-	-
	Terbuthylazine	µg/L					-	-	-	-	-	-	-	-	-	-	-	-	-	-
	Terbutylazine	µg/L											-	-						-
	Phosalone	µg/L	0.01				-	-	-	-	-	-	-	-	-	-	-	-	-	-
	Phosphamidon	µg/L	0.01				-	-	-	-	-	-	-	-	-	-	-	-	-	-
	Thiobencarb	µg/L					-	-	-	-	-	-	-	-	-	-	-	-	-	-
	Thiophanate-methyl	µg/L					-	-	-	-	-	-	-	-	-	-	-	-	-	-
	Triadimefon	µg/L	0.01				-	-	-	-	-	-	-	-	-	-	-	-	-	-
	Triadimenol	µg/L					-	-	-	-	-	-	-	-	-	-	-	-	-	-
	Triallate	µg/L	0.01		0.25[#4]	0.25[#4]	-	-	-	-	-	-	-	-	-	-	-	-	-	-
	Triasulfuron	µg/L					-	-	-	-	-	-	-	-	-	-	-	-	-	-
	Tributyl phosphate	µg/L	0.01		50[#4]	50[#4]	-	-	-	-	-	-	-	-	-	-	-	-	-	-
	Triclopyr	µg/L					-	-	-	-	-	-	-	-	-	-	-	-	-	-
	Triclosan	µg/L					-	-	-	-	-	-	-	-	-	-	-	-	-	-
	Trifluralin	µg/L	0.01		0.03[#2]	0.03[#2]	-	-	-	-	-	-	-	-	-	-	-	-	-	-

						Location	BH04012	BH04012	BH04012	BH04012	BH04012	BH04012	BH04013	BH04013	BH04013	BH04013	BH04013	BH04013	BH04013	BH04014
						Sampled_Date_Time	21/04/2020	20/05/2020	23/06/2020	23/06/2020	23/09/2020	23/09/2020	20/11/2019	27/01/2020	20/02/2020	24/03/2020	20/04/2020	19/05/2020	09/06/2020	07/11/2019
						Sample_Depth_Avg	17	14.5	15	15	0	0	1.84	1.6	20	20.5	18	21.5	33	0.52
						Project_ID	LTC - Phase 2 LTM	LTC - Phase 2 LTM	LTC - Phase 2 LTM	LTC - Phase 2 LTM	LTC - Phase 2 LTM	LTC - Phase 2 LTM	LTC - Phase 2	LTC - Phase 2	LTC - Phase 2 LTM	LTC - Phase 2 LTM	LTC - Phase 2 LTM	LTC - Phase 2	LTC - Phase 2 LTM	LTC - Phase 2
				UK Drinking Water Standards	UK Estuaries and coastal waters EQS	UK Freshwater EQS														
Chem_Group	**Analyte**	**Units**	**MDL**																	
	Tebuconazole	µg/L					-	-	-	-	-	-	-	-	-	-	-	-	-	-
	Telodrin	µg/L	0.01				-	-	-	-	-	-	-	-	-	-	-	-	-	-
	Triazophos	µg/L	0.01		0.005[#4]	0.005[#4]	-	-	-	-	-	-	-	-	-	-	-	-	-	-
	Tricyclazole	µg/L					-	-	-	-	-	-	-	-	-	-	-	-	-	-
Surrogate	Surrogate Value	%					-	-	-	-	-	-	-	-	-	-	-	-	-	-
SVOC TIC	SVOC TICS - Detect	Detect					-	-	-	-	-	-	-	-	-	-	-	-	-	-
	SVOC Tentatively Identified Compounds	µg/L	10				-	-	-	-	-	-	-	-	-	-	-	-	-	-
VOC TIC	VOC TICs - Detect	Detect					-	-	-	-	-	-	-	-	-	-	-	-	-	-
	VOC Tentatively Identified Compounds	µg/l	10				-	-	-	-	-	-	-	-	-	-	-	-	-	-
Other	Biochemical Oxygen Demand (5-day test)	µg/L	1000				-	-	-	-	<1000	<1000	-	-	-	-	-	-	-	-
	Redox	mV					-	-	-	-	-	-	-	-	-	-	-	-	-	-
	Salinity (no units)	PSS-78											<2	<2						<2
	Conductivity @ 20oC	µS/cm	5				811	732	675	704	798	796	853	1060	1160	1200	1230	1850	868	816
	Total Dissolved Solids (Filtered)	mg/L	10				662	671	715	699	672	657	630	867	856	882	914	1510	714	616
	Biological Oxygen Demand	mg/L	1				<1	<1	<1	<1	-	-	<1	<1	<1	<1	<1	<1	<1	<1
	Chemical Oxygen Demand	mg/L	7				<7	21.5	<7	<7	10.4	8.77	7.42	<7	10.9	9.93	19.8	10	<7	12.1
	Dissolved Organic Carbon (Filtered)	µg/L	3000				<3000	<3000	3150	<3000	<3000	3250	<3000	<3000	<3000	<3000	<3000	<3000	<3000	<3000
	pH (Lab)	pH_Units	1	6.5-9.5[#1]	6-8.5(MAC)[#46]	6-9(MAC)[#46]	7.53	7.59	7.72	7.75	7.63	7.67	7.65	8.01	7.72	7.46	7.21	7.62	7.32	7.58
	Total Organic Carbon	mg/l	3										-	-						-

Environmental Standards Comments

						Location	BH04012	BH04012	BH04012	BH04012	BH04012	BH04012	BH04013	BH04013	BH04013	BH04013	BH04013	BH04013	BH04013	BH04014
						Sampled_Date_Time	21/04/2020	20/05/2020	23/06/2020	23/06/2020	23/09/2020	23/09/2020	20/11/2019	27/01/2020	20/02/2020	24/03/2020	20/04/2020	19/05/2020	09/06/2020	07/11/2019
						Sample_Depth_Avg	17	14.5	15	15	0	0	1.84	1.6	20	20.5	18	21.5	33	0.52
						Project_ID	LTC - Phase 2 LTM	LTC - Phase 2 LTM	LTC - Phase 2 LTM	LTC - Phase 2 LTM	LTC - Phase 2 LTM	LTC - Phase 2 LTM	LTC - Phase 2	LTC - Phase 2	LTC - Phase 2 LTM	LTC - Phase 2 LTM	LTC - Phase 2 LTM	LTC - Phase 2	LTC - Phase 2 LTM	LTC - Phase 2
Chem_Group	**Analyte**	**Units**	**MDL**	UK Drinking Water Standards	UK Estuaries and coastal waters EQS	UK Freshwater EQS														
#1:Water Supply (Water Quality) Regulations 2016.																				
#2:Water Framework Directive (Standards and Classification) Directions (England and Wales) 2015.																				

#3:Operational Targets and EQS. EA, April 2018
#4:Water Framework Directive (Standards & Classification) Directions (England & Wales) 2015. Dissolved fraction.
#5:Water Framework Directive (Standards & Classification) Directions (England & Wales) 2015. Dissolved fraction. Lowest criteria presented (<40mg/l of CaCO3). See 'further assessment' if criteria exceeded and hardness (CaCO3) data available.
#6:Water Framework Directive (Standards and Classification) Directions (England and Wales) 2015. Dissolved Fraction. If hexavalent chromium (CrVI) data is available, a value of 4.7µg/l may be appropriate for the remaining trivalent chromium (CrIII).
#7:Operational Targets and EQS. EA, April 2018. Dissolved fraction.
#8:Water Framework Directive (Standards and Classification) Directions (England and Wales) 2015. Dissolved Fraction. If DOC >1mg/l then a higher criteria applies [3.76+(2.677x((DOC/2)-0.5))]
#9:Water Framework Directive (Standards & Classification) Directions (England & Wales) 2015. Dissolved & bioavailable (bio) fraction plus background. M-BAT tool to assess: http://wfduk.org/resources/rivers-lakes-metal-bioavailability-assessment-tool-m-bat
#10:Water Framework Directive (Standards & Classification) Directions (England & Wales) 2015. Bioavailable (bio) fraction. M-BAT tool to assess: http://wfduk.org/resources/rivers-lakes-metal-bioavailability-assessment-tool-m-bat
#11:Water Framework Directive (Standards and Classification) Directions (England and Wales) 2015. Dissolved Fraction. MAC adopted in absence of AA value.
#12:Guidelines for Drinking-water Quality, 4th Edition. WHO, 2011. Informal value.
#13:Operational Targets and EQS. EA, April 2018.
#14:Operational Targets and EQS. EA, April 2018. Lowest criteria presented (<200mg/l CaCO3). See 'further assessment' values if criteria exceeded and hardness (CaCO3) data available.
#15:Guidelines for Drinking-water Quality, 4th Edition. WHO, 2011. Based on taste rather than a formal guideline.
#16:Operational Targets and EQS. EA, April 2018. Dissolved plus ambient background concentration. For saltwater, an Ambient Background Concentration of 1.1 µg/l has been used.
#17:Water Framework Directive (Standards and Classification) Directions (England and Wales) 2015. Indicator of 'good' status (90%ile) - Ammonia standard for lakes and rivers (total ammonia as nitrogen).
#18:Operational Targets and EQS. EA, April 2018. Dissolved fraction. Lowest criteria presented (<50 mg/l CaCO3). See 'further assessment' values if criteria exceeded and hardness (CaCO3) data available.
#19:Water Supply (Water Quality) Regulations 2016. As NO3.
#20:Water Supply (Water Quality) Regulations 2016. As NO2.

						Location	BH04012	BH04012	BH04012	BH04012	BH04012	BH04012	BH04013	BH04013	BH04013	BH04013	BH04013	BH04013	BH04013	BH04014
						Sampled_Date_Time	21/04/2020	20/05/2020	23/06/2020	23/06/2020	23/09/2020	23/09/2020	20/11/2019	27/01/2020	20/02/2020	24/03/2020	20/04/2020	19/05/2020	09/06/2020	07/11/2019
						Sample_Depth_Avg	17	14.5	15	15	0	0	1.84	1.6	20	20.5	18	21.5	33	0.52
						Project_ID	LTC - Phase 2 LTM	LTC - Phase 2 LTM	LTC - Phase 2 LTM	LTC - Phase 2 LTM	LTC - Phase 2 LTM	LTC - Phase 2 LTM	LTC - Phase 2	LTC - Phase 2	LTC - Phase 2 LTM	LTC - Phase 2 LTM	LTC - Phase 2 LTM	LTC - Phase 2	LTC - Phase 2 LTM	LTC - Phase 2
				UK Drinking Water Standards	UK Estuaries and coastal waters EQS	UK Freshwater EQS														
Chem_Group	**Analyte**	**Units**	**MDL**																	

#21:Water Supply (Water Quality) Regulations 2016. As SO4.
#22:Water Supply (Water Quality) Regulations 2016. Value of 0.1µg/l for PAH split between four individual PAH. Requires summation of benzo(b)fluoranthene, benzo(k)fluoranthene, benzo(ghiperylene and indeno(123cd)pyrene to use 0.1µg/l value.
#23:Water Framework Directive (Standards and Classification) Directions (England and Wales) 2015. Benzo(a)pyrene can be considered as a marker for other PAH for comparison with the corresponding AA-EQS in water.
#24:No UK DWS for total petroleum hydrocarbons (TPH), or speciated TPH fractions. A value of 10 µg/l is adopted for sum TPH based on the rescinded Private Water Supply Regulations, 1991.
#25:No UK EQS for total petroleum hydrocarbons (TPH), or speciated TPH fractions. A value of 50 µg/l is adopted for sum TPH protection of surface water based on 50µg/l-1000µg/l (Surface Waters (Abstraction for Drinking Water) Regulations 1989).
#26:Guidelines for Drinking-water Quality, 4th Edition. WHO, 2011
#27:Proposed Environmental Quality Standard, in absence of legislative standard (Ayscough et al., 2002). https://assets.publishing.service.gov.uk/government/uploads/system/uploads/attachment_data/file/291223/sp2-115-tr4-e-e.pdf
#28:Guidelines for Drinking-water Quality, 4th Edition. WHO, 2011. Value of 500µg/l for sum xylenes split between isomers. Requires summation of m,p & o isomers to use 500µg/l value.
#29:Operational Targets and EQS. EA, April 2018. Value of 30µg/l for sum xylenes split between isomers. Requires summation of m,p & o isomers to use 30µg/l value.
#30:The taste and odour threshold of 15µg/l is commonly adopted as a guide.
#31:The taste and odour threshold of 15µg/l is commonly adopted as a guide. In situations where there is no risk to a drinking water supply or aquifer, a PNEC value of 2,600µg/l may be used.
#32:Water Framework Directive (Standards and Classification) Directions (England and Wales) 2015. Value of 140µg/l for tetrachloroethane split between 2 isomers. Requires summation of 2 isomers to use 140µg/l value.
#33:Guidelines for Drinking-water Quality, 4th Edition. WHO, 2011. In Scotland a value of 200µg/l is used (WAT-PS-10-01).
#34:US EPA Regional Screening Levels, May 2019. https://www.epa.gov/risk/regional-screening-levels-rsls-generic-tables
#35:Guidelines for Drinking-water Quality, 4th Edition. WHO, 2011. In Scotland a value of 7µg/l is used (WAT-PS-10-01).
#36:Water Supply (Water Quality) Regulations 2016. Value of 100µg/l for sum trihalomethanes split between individual compounds. Requires summation of chloroform, bromoform, chlorodibromomethane and bromodichloromethane to use 100µg/l value.
#37:Guidelines for Drinking-water Quality, 4th Edition. WHO, 2011. Value of 50µg/l for sum cis & trans-DCE split between isomers. Requires summation of cis & trans-DCE isomers to use 50µg/l value.
#38:Water Supply (Water Quality) Regulations 2016. Value of 10µg/l for sum of TCE & PCE split between individual compounds. Requires summation of TCE & PCE to use 10µg/l value.
#39:Water Framework Directive (Standards and Classification) Directions (England and Wales) 2015. Value of 0.4µg/l for sum isomers split between 3 isomers. Requires summation of isomers to use 0.4µg/l value.
#40:Water Framework Directive (Standards and Classification) Directions (England and Wales) 2015. Value of 20µg/l for sum isomers split between 3 isomers. Requires summation of isomers to use 20µg/l value.
#41:Position statement (WAT-PS-10-01), SEPA August 2014.
#42:Water Framework Directive (Standards and Classification) Directions (England and Wales) 2015. Value of 0.025µg/l for sum DDT isomers split between 4 isomers. Requires summation of 4 isomers to use 0.025µg/l value.
#43:Water Framework Directive (Standards and Classification) Directions (England and Wales) 2015. Value of 0.005µg/l for sum isomers split between 4 isomers. Requires summation of isomers to use 0.005µg/l value.
#44:Water Framework Directive (Standards and Classification) Directions (England and Wales) 2015. Value of 0.01µg/l for sum isomers split between 4 isomers. Requires summation of isomers to use 0.01µg/l value.
#45:Water Framework Directive (Standards and Classification) Directions (England and Wales) 2015. Relates to p,p-DDT (CAS 50-29-3)
#46:Operational Targets and EQS. EA, April 2018. Maximum Allowable Concentration (MAC) adopted in absence of Annual Average (AA) value.

Key

<0.6	Result MDL exceeds GAC
27.8	Result exceeds GAC
-	Determinand not tested for

Notes

Where a range is given a determinand has been analysed for by more than one method

						Location	BH04014	BH04014	BH04014	BH04014	BH04014	BH04014	BH04014	BH04015	BH04015	BH04015	BH04015	BH04015	BH04015	BH04015
						Sampled_Date_Time	27/01/2020	19/02/2020	18/03/2020	20/04/2020	19/05/2020	09/06/2020	22/09/2020	20/11/2019	27/01/2020	20/02/2020	24/03/2020	20/04/2020	20/04/2020	19/05/2020
						Sample_Depth_Avg	0.39	33	33	34	33	36.42	0.82	1.46	0.87	30	30	30	30	30
						Project_ID	LTC - Phase 2	LTC - Phase 2	LTC - Phase 2	LTC - Phase 2 LTM	LTC - Phase 2 LTM	LTC - Phase 2 LTM	LTC - Phase 2 LTM	LTC - Phase 2	LTC - Phase 2	LTC - Phase 2 LTM	LTC - Phase 2 LTM	LTC - Phase 2 LTM	LTC - Phase 2 LTM	LTC - Phase 2
				UK Drinking Water Standards	UK Estuaries and coastal waters EQS	UK Freshwater EQS														
Chem_Group	**Analyte**	**Units**	**MDL**																	
Metals	Antimony	µg/L	4	5[#1]			-	-	-	-	-	-	-	-	-	-	-	-	-	-
	Antimony (Filtered)	µg/L	1	5[#1]			-							-	-					
	Arsenic	µg/L	2	10[#1]	25[#2]	50[#2]	-	<2	<2	<2	<2	<2	<2	-	-	<2	<2	<2	<2	<2
	Arsenic (Filtered)	µg/L	0.5	10[#1]	25[#2]	50[#2]	0.63	<0.5	<0.5	<0.5	<0.5	<0.5	<0.5	<0.5	<0.5	<0.5	<0.5	<0.5	<0.5	<0.5
	Barium (Filtered)	µg/L	0.2	1300[#3]			-							-	-					
	Beryllium (Filtered)	µg/L	0.1				-							-	-					
	Boron	µg/L	20	1000[#1]	7000[#4]	2000[#4]	-	40.1	44.8	60.1	54.7	39.4	51.3	-	-	55.9	49.9	55.5	56.9	68.6
	Boron (Filtered)	µg/L	10	1000[#1]	7000[#4]	2000[#4]	43.6	48.4	44.2	52.5	54.6	49.1	49.7	43.1	45.1	42.1	48.5	47.2	46.2	72.1
	Cadmium	µg/L	0.5	5[#1]	0.2[#5]	0.08[#6]	-	<0.5	<0.5	<0.5	<0.5	<0.5	<0.5	-	-	<0.5	<0.5	<0.5	<0.5	<0.5
	Cadmium (Filtered)	µg/L	0.08	5[#1]	0.2[#5]	0.08[#6]	<0.08	<0.08	<0.08	<0.08	<0.08	<0.08	<0.08	<0.08	<0.08	<0.08	<0.08	<0.08	<0.08	<0.08
	Chromium (hexavalent) (Filtered)	µg/L	3		0.6[#5]	3.4[#5]	4.92	<3	9.99	7.61	<3	<3	<3	3.18	<3	<3	<3	3.28	7.34	<3
	Chromium	µg/L	3	50[#1]	0.6[#5]	3.4[#7]	-	<3	<3	<3	<3	<3	<3	-	-	<3	<3	<3	<3	<3
	Chromium (Filtered)	µg/L	1	50[#1]	0.6[#5]	3.4[#7]	<1	<1	<1	<1	<1	<1	<1	5.15	<1	<1	<1	<1	<1	<1
	Chromium (Trivalent) (Filtered)	µg/L	3			4.7[#5]	<3	-	<3	<3	<3	<3	<3	<3	<3	-	<3	<3	<3	<3
	Cobalt (Filtered)	µg/L	0.5		3[#8]	3[#8]	1.1	-	<0.5	<0.5	<0.5	<0.5	<0.5	<0.5	<0.5	-	<0.5	<0.5	<0.5	<0.5
	Copper	µg/L	1	2000[#1]	3.76[#9]	1(bio)[#10]	-	-	<1	1.18	<1	<1	<1	-	-	-	<1	2.24	2.02	1.41
	Copper (Filtered)	µg/L	0.3	2000[#1]	3.76[#9]	1(bio)[#10]	2.03	0.622	<0.3	0.767	0.795	1.1	0.81	0.791	0.496	0.751	0.662	0.526	0.597	0.806
	Iron (Filtered)	µg/L	19	200[#1]	1000[#2]	1000[#2]	<19	19.3	<19	<19	<19	<19	<19	<19	<19	111	<19	<19	<19	<19
	Lead	µg/L	1	10[#1]	1.3[#5]	1.2(bio)[#10]	-	-	-	-	-	-	-	-	-	-	-	-	-	-
	Lead (Filtered)	µg/L	0.2	10[#1]	1.3[#5]	1.2(bio)[#10]	<0.2	0.339	<0.2	<0.2	<0.2	<0.2	<0.2	<0.2	<0.2	0.324	<0.2	<0.2	<0.2	<0.2
	Manganese	µg/L	1	50[#1]		123(bio)[#11]	-	3.9	2.49	5.79	3	3.9	<1	-	-	23.5	96	67.3	71.8	878
	Manganese (Filtered)	µg/L	3	50[#1]		123(bio)[#11]	<3	<3	<3	<3	<3	<3	<3	7.75	5.07	20.2	87	7.1	8.3	486
	Mercury	µg/L	0.02	1[#1]	0.07(MAC)[#12]	0.07(MAC)[#12]	-	<0.02	<0.02	<0.02	<0.02	<0.02	<0.02	-	-	<0.02	<0.02	<0.02	<0.02	<0.02
	Mercury (Filtered)	µg/L	0.01	1[#1]	0.07(MAC)[#12]	0.07(MAC)[#12]	<0.01	<0.01	<0.01	<0.01	<0.01	<0.01	<0.01	<0.01	<0.01	<0.01	<0.01	<0.01	<0.01	<0.01
	Molybdenum	µg/L	9	70[#13]			-	-	-	-	-	-	-	-	-	-	-	-	-	-
	Molybdenum (Filtered)	µg/L	3	70[#13]			-							-	-					
	Nickel	µg/L	1	20[#1]	8.6[#5]	4(bio)[#10]	-	1.39	3.37	<1	1.1	<1	<1	-	-	4.49	4.45	4.15	4.35	7.95
	Nickel (Filtered)	µg/L	0.4	20[#1]	8.6[#5]	4(bio)[#10]	21.5	1.05	2.55	0.816	1	0.772	0.668	3.23	3.79	3.78	4.13	2.84	3.19	7.38

						Location	BH04014	BH04014	BH04014	BH04014	BH04014	BH04014	BH04014	BH04015	BH04015	BH04015	BH04015	BH04015	BH04015	BH04015
						Sampled_Date_Time	27/01/2020	19/02/2020	18/03/2020	20/04/2020	19/05/2020	09/06/2020	22/09/2020	20/11/2019	27/01/2020	20/02/2020	24/03/2020	20/04/2020	20/04/2020	19/05/2020
						Sample_Depth_Avg	0.39	33	33	34	33	36.42	0.82	1.46	0.87	30	30	30	30	30
						Project_ID	LTC - Phase 2	LTC - Phase 2	LTC - Phase 2	LTC - Phase 2 LTM	LTC - Phase 2 LTM	LTC - Phase 2 LTM	LTC - Phase 2 LTM	LTC - Phase 2	LTC - Phase 2	LTC - Phase 2 LTM	LTC - Phase 2 LTM	LTC - Phase 2 LTM	LTC - Phase 2 LTM	LTC - Phase 2
				UK Drinking Water Standards	UK Estuaries and coastal waters EQS	UK Freshwater EQS														
Chem_Group	**Analyte**	**Units**	**MDL**																	
	Selenium	µg/L	1	10[#1]			-	2.37	2.87	2.59	2.38	2.16	2.53	-	-	2.25	2.51	2.51	2.52	1.52
	Selenium (Filtered)	µg/L	1	10[#1]			4.15	2.02	-	-	-	-	-	2.19	<1	1.95	-	-	-	-
	Strontium (Filtered)	µg/L	1				558	554	584	559	555	565	593	588	613	592	716	563	551	1040
	Vanadium	µg/L	5		100[#14]	20[#15]	-	-	-	-	-	-	-	-	-	-	-	-	-	-
	Vanadium (Filtered)	µg/L	1		100[#14]	20[#15]	-							-	-					
	Zinc	µg/L	5	3000[#16]	7.9[#17]	10.9(bio)[#10]	-	36.9	8.75	5.58	8.18	9.85	<5	-	-	14.9	7.88	28.1	27.9	13.5
	Zinc (Filtered)	µg/L	1	3000[#16]	7.9[#17]	10.9(bio)[#10]	6.83	29.7	-	-	-	-	-	4.55	6.52	10.5	-	-	-	-
Inorganics	Total Hardness	mg/l	0.35				365	449	437	443	444	445	431	597	435	429	473	477	483	776
	Alkalinity (Bicarbonate as CaCO3)	mg/L	2				221	-	-	-	-	-	323	250	277	-	-	-	-	-
	Alkalinity (Bicarbonate) as HCO3	mg/L	2				269	349	342	341	348	348	-	305	338	336	336	340	339	342
	Alkalinity (total) as CaCO3	mg/L	2					286	280	279	285	285	265			275	275	279	278	280
	Ammoniacal Nitrogen as N (Filtered)	mg/L	0.01		0.021[#2]	0.6[#18]	0.758	0.0155	0.0304	0.0657	0.0335	0.0198	0.0322	0.0578	0.0424	0.0253	0.105	0.0798	0.0178	0.649
	Ammoniacal Nitrogen as NH3	mg/L	0.2				-	-	-	-	-	-	-	-	-	-	-	-	-	-
	Ammoniacal Nitrogen as NH3 (Filtered)	mg/L	0.01				-	-	-	-	-	-	-	-	-	-	-	-	-	-
	Bromide (Filtered)	mg/L	0.06				0.639	0.142	0.239	0.16	0.164	<0.3	0.177	0.168	0.267	0.267	0.483	0.172	0.179	2.57
	Calcium (Filtered)	mg/L	0.2				113	149	148	153	155	157	148	150	150	152	162	151	149	252
	Chloride (Filtered)	mg/L	0.08	250[#1]		250[#4]	123	55.6	66.2	56.6	56.6	57.4	56.7	55.5	66.4	77.5	159	62	62.7	676
	Cyanide (Free) (Filtered)	µg/L	2.5	50[#1]	1[#2]	1[#2]	<2.5	<2.5	<2.5	<2.5	<2.5	18.3	<2.5	<2.5	<2.5	<2.5	<2.5	<2.5	<2.5	<2.5
	Cyanide Total (Filtered)	µg/L	5	50[#1]	1[#2]	1[#2]	<5	<5	<5	<5	95.9	19.3	<5	<5	<5	<5	<5	<5	<5	<5
	cyanides-complex (Filtered)	µg/L	5	50[#1]	1[#2]	1[#2]	<5	<5	<5	<5	95	<5	<5	<5	<5	<5	<5	<5	<5	<5
	Fluoride (Filtered)	µg/L	500	1500[#1]	5000[#8]	1000[#19]	<500	<500	<500	<500	<500	<500	<500	<500	<500	<500	<500	<500	<500	<500
	Iodide	mg/L					<0.1	<0.1	<0.1	<0.1	<0.1	<0.1	<0.1	<0.1	<0.1	<0.1	<0.1	<0.1	<0.1	<0.1
	Magnesium (Filtered)	mg/L	0.036				7.94	10.5	10.2	10.7	11.4	11.7	10.4	10.1	10.4	10.6	16.2	10.4	10.4	35.2
	Nitrate (as N) (Filtered)	mg/L	0.0677				9.01	60.4	57.2	60.2	57.6	60.5	61.3	12.7	12.4	55.9	56.3	61.4	57.9	45.5
	Nitrate (as NO3-) (Filtered)	mg/L	0.3	50(NO3)[#20]			39.9	-	-	-	-	-	-	56.2	54.9	-	-	-	-	-
	Nitrite (as NO2-) (Filtered)	mg/L	0.04	0.5(NO2)[#21]			-							-	-					
	Phosphorus	µg/L	20				-	-	47.2	63.5	49.5	60.5	39.8	-	-	-	38.6	70.6	62.7	36.8

						Location	BH04014	BH04014	BH04014	BH04014	BH04014	BH04014	BH04014	BH04015	BH04015	BH04015	BH04015	BH04015	BH04015	BH04015
						Sampled_Date_Time	27/01/2020	19/02/2020	18/03/2020	20/04/2020	19/05/2020	09/06/2020	22/09/2020	20/11/2019	27/01/2020	20/02/2020	24/03/2020	20/04/2020	20/04/2020	19/05/2020
						Sample_Depth_Avg	0.39	33	33	34	33	36.42	0.82	1.46	0.87	30	30	30	30	30
						Project_ID	LTC - Phase 2	LTC - Phase 2	LTC - Phase 2	LTC - Phase 2 LTM	LTC - Phase 2 LTM	LTC - Phase 2 LTM	LTC - Phase 2 LTM	LTC - Phase 2	LTC - Phase 2	LTC - Phase 2 LTM	LTC - Phase 2 LTM	LTC - Phase 2 LTM	LTC - Phase 2 LTM	LTC - Phase 2
				UK Drinking Water Standards	UK Estuaries and coastal waters EQS	UK Freshwater EQS														
Chem_Group	**Analyte**	**Units**	**MDL**																	
	Phosphorus (Filtered)	µg/L	10				-	-	33.7	27.8	37	39	32.1	-	-	-	14.9	21.3	20.5	22.2
	Potassium (Filtered)	mg/L	0.2				10.6	6.72	7.25	7.14	7.29	7.4	6.88	7.33	8	6.9	9.21	7.09	6.97	10.9
	Sodium (Filtered)	mg/L	0.076	200[#1]			92.5	29.3	38.8	29.5	31.5	31	28.8	29	37.6	37	89.1	30.6	31.5	401
	Sulphate (Filtered)	mg/L	2	250(SO4)[#22]		400[#4]	104	88.3	97.5	91.6	90.4	92.4	96.4	95.3	90.2	86	104	92.1	93.3	176
	Orthophosphate as P (Filtered)	µg/L	20				<20	26.4	33.3	-	-	-	-	20.9	353	<20	-	-	-	-
PAH	Naphthalene	µg/L	0.01		2[#2]	2[#2]	<0.01	<0.01	<0.01	<0.01	0.0162	<0.01	<0.02	<0.01	<0.01	<0.01	<0.01	<0.01	<0.01	0.0159
	Acenaphthene	µg/L	0.005			No UK EQS	<0.005	<0.005	<0.005	<0.005	<0.005	<0.005	<0.01	<0.005	<0.005	<0.005	<0.005	<0.005	<0.005	<0.005
	Acenaphthylene	µg/L	0.005			No UK EQS	<0.005	<0.005	<0.005	<0.005	<0.005	<0.005	<0.01	<0.005	<0.005	<0.005	<0.005	<0.005	<0.005	<0.005
	Fluoranthene	µg/L	0.005		0.0063[#2]	0.0063[#2]	<0.005	<0.005	<0.005	<0.005	<0.005	<0.005	<0.01	0.00527	<0.005	<0.005	<0.005	<0.005	<0.005	<0.005
	Anthracene	µg/L	0.005		0.1[#2]	0.1[#2]	<0.005	<0.005	<0.005	<0.005	<0.005	<0.005	<0.01	<0.005	<0.005	<0.005	<0.005	<0.005	<0.005	<0.005
	Phenanthrene	µg/L	0.005			No UK EQS	<0.005	<0.005	<0.005	<0.005	<0.005	<0.005	<0.01	<0.005	<0.005	<0.005	<0.005	<0.005	<0.005	<0.005
	Fluorene	µg/L	0.005			No UK EQS	<0.005	<0.005	<0.005	<0.005	<0.005	<0.005	<0.01	<0.005	<0.005	<0.005	<0.005	<0.005	<0.005	<0.005
	Chrysene	µg/L	0.005			No UK EQS	<0.005	<0.005	<0.005	<0.005	<0.005	<0.005	<0.01	<0.005	<0.005	<0.005	<0.005	<0.005	<0.005	<0.005
	Pyrene	µg/L	0.005			No UK EQS	<0.005	<0.005	<0.005	<0.005	<0.005	<0.005	<0.01	0.00547	<0.005	<0.005	<0.005	<0.005	<0.005	<0.005
	Benzo(a)anthracene	µg/L	0.005			No UK EQS	<0.005	<0.005	<0.005	<0.005	<0.005	<0.005	<0.01	<0.005	<0.005	<0.005	<0.005	<0.005	<0.005	<0.005
	Benzo(b)fluoranthene	µg/L	0.005	0.025[#23]	See BaP[#24]	See BaP[#24]	<0.005	<0.005	<0.005	0.0085	<0.005	<0.005	<0.01	0.00567	<0.005	<0.005	<0.005	<0.005	<0.005	<0.005
	Benzo(k)fluoranthene	µg/L	0.005	0.025[#23]	See BaP[#24]	See BaP[#24]	<0.005	<0.005	<0.005	0.00712	<0.005	<0.005	<0.01	<0.005	<0.005	<0.005	<0.005	<0.005	<0.005	<0.005
	Benzo(a)pyrene	µg/L	0.002	0.01[#1]	0.00017[#24]	0.00017[#24]	<0.002	<0.002	<0.002	0.00599	<0.002	<0.002	<0.004	<0.016	<0.002	<0.002	<0.002	<0.002	<0.002	<0.002
	Dibenz(a,h)anthracene	µg/L	0.005			No UK EQS	<0.005	<0.005	<0.005	0.0103	<0.005	<0.005	<0.01	<0.005	<0.005	<0.005	<0.005	<0.005	<0.005	<0.005
	Benzo(g,h,i)perylene	µg/L	0.005	0.025[#23]	See BaP[#24]	See BaP[#24]	<0.005	<0.005	<0.005	<0.005	<0.005	<0.005	<0.01	<0.005	<0.005	<0.005	<0.005	<0.005	<0.005	<0.005
	Indeno(1,2,3-c,d)pyrene	µg/L	0.005	0.025[#23]	See BaP[#24]	See BaP[#24]	<0.005	<0.005	<0.005	0.00649	<0.005	<0.005	<0.01	<0.005	<0.005	<0.005	<0.005	<0.005	<0.005	<0.005
	PAH 16 Total	µg/L	0.082				<0.082	<0.082	<0.082	<0.082	<0.082	<0.082	<0.164	<0.082	<0.082	<0.082	<0.082	<0.082	<0.082	<0.082
TPH CWG	>C5-C6 Aliphatics	µg/L	10	See TPH	See TPH	See TPH	<10	<10	<10	<10	<10	<10	<10	<10	<10	<10	<10	<10	<10	<10
	>C6-C8 Aliphatics	µg/L	10	See TPH	See TPH	See TPH	<10	<10	<10	<10	<10	<10	<10	<10	<10	<10	<10	<10	<10	<10
	>C8-C10 Aliphatics	µg/L	10	See TPH	See TPH	See TPH	<10	<10	<10	<10	<10	<10	<10	<10	<10	<10	<10	<10	<10	<10
	>C10-C12 Aliphatics	µg/L	10	See TPH	See TPH	See TPH	<10	<10	<10	<10	<10	<10	<10	<10	<10	<10	<10	<10	<10	<10
	>C12-C16 Aliphatics	µg/L	10	See TPH	See TPH	See TPH	<10	<10	<10	<10	<10	<10	<20	<10	<10	<10	<10	<10	<10	<10

						Location	BH04014	BH04014	BH04014	BH04014	BH04014	BH04014	BH04014	BH04015	BH04015	BH04015	BH04015	BH04015	BH04015	BH04015
						Sampled_Date_Time	27/01/2020	19/02/2020	18/03/2020	20/04/2020	19/05/2020	09/06/2020	22/09/2020	20/11/2019	27/01/2020	20/02/2020	24/03/2020	20/04/2020	20/04/2020	19/05/2020
						Sample_Depth_Avg	0.39	33	33	34	33	36.42	0.82	1.46	0.87	30	30	30	30	30
						Project_ID	LTC - Phase 2	LTC - Phase 2	LTC - Phase 2	LTC - Phase 2 LTM	LTC - Phase 2 LTM	LTC - Phase 2 LTM	LTC - Phase 2 LTM	LTC - Phase 2	LTC - Phase 2	LTC - Phase 2 LTM	LTC - Phase 2 LTM	LTC - Phase 2 LTM	LTC - Phase 2 LTM	LTC - Phase 2
				UK Drinking Water Standards	UK Estuaries and coastal waters EQS	UK Freshwater EQS														
Chem_Group	**Analyte**	**Units**	**MDL**																	
	>C16-C21 Aliphatics	µg/L	10	See TPH	See TPH	See TPH	<10	<10	<10	<10	<10	<10	<20	<10	<10	<10	<10	<10	<10	<10
	>C21-C35 Aliphatics	µg/L	10	See TPH	See TPH	See TPH	<10	<10	<10	<10	<10	<10	<20	<10	<10	<10	<10	<10	<10	<10
	>C16-C35 Aliphatics	µg/L	10				<10	<10	<10	<10	<10	<10	<20	<10	<10	<10	<10	<10	<10	<10
	Total Aliphatics >C12-C35	µg/L	10				<10	<10	<10	<10	<10	<10	<20	<10	<10	<10	<10	<10	<10	<10
	>EC5-EC7 Aromatics	µg/L	10					-	-	-	-	-	-			-	-	-	-	-
	>EC6-EC7 Aromatics	µg/L	10				<10	<10	<10	<10	<10	<10	<10	<10	<10	<10	<10	<10	<10	<10
	>EC7-EC8 Aromatics	µg/L	10	See TPH	See TPH	See TPH	<10	<10	<10	<10	<10	<10	<10	<10	<10	<10	<10	<10	<10	<10
	>EC8-EC10 Aromatics	µg/L	10	See TPH	See TPH	See TPH	<10	<10	<10	<10	<10	<10	<10	<10	<10	<10	<10	<10	<10	<10
	>EC10-EC12 Aromatics	µg/L	10	See TPH	See TPH	See TPH	<10	<10	<10	<10	<10	<10	<10	<10	<10	<10	<10	<10	<10	<10
	>EC12-EC16 Aromatics	µg/L	10	See TPH	See TPH	See TPH	<10	<10	<10	<10	<10	<10	<20	<10	<10	<10	<10	<10	<10	<10
	>EC16-EC21 Aromatics	µg/L	10	See TPH	See TPH	See TPH	<10	<10	<10	<10	<10	<10	<20	<10	<10	<10	<10	<10	<10	<10
	>EC21-EC35 Aromatics	µg/L	10	See TPH	See TPH	See TPH	<10	<10	<10	<10	<10	<10	<20	<10	<10	<10	<10	<10	<10	<10
	Total Aromatics >EC12-EC35	µg/L	10				<10	<10	<10	<10	<10	<10	<20	<10	<10	<10	<10	<10	<10	<10
	TPH >C5-C35 Aliphatics/Aromatics	µg/L	10	|10[#25]	|50[#26]	|50[#26]	<10	<10	<10	<10	<10	<10	<20	<10	<10	<10	<10	<10	<10	<10
TPH	GRO >C5-12	µg/L	50				<50	<50	<50	<50	<50	<50	<50	<50	<50	<50	<50	<50	<50	<50
BTEX and MTBE	Benzene	µg/L	1	1[#1]	8[#2]	10[#2]	<7	<7	<7	<7	<7	<7	<7	<7	<7	<7	<7	<7	<7	<7
	Toluene	µg/L	1	700[#3]	74[#2]	74[#2]	<4	<4	<4	<4	<4	<4	<4	<4	<4	<4	<4	<4	<4	<4
	Ethylbenzene	µg/L	1	300[#3]	20[#27]	20[#27]	<5	<5	<5	<5	<5	<5	<5	<5	<5	<5	<5	<5	<5	<5
	Xylene (m & p)	µg/L	1	250[#28]	15[#29]	15[#29]	<8	<8	<8	<8	<8	<8	<8	<8	<8	<8	<8	<8	<8	<8
	Xylene (o)	µg/L	1	250[#28]	15[#29]	15[#29]	<3	<3	<3	<3	<3	<3	<3	<3	<3	<3	<3	<3	<3	<3
	Xylene Total	µg/L	2	500[#3]	30[#4]	30[#4]	<11	<11	<11	<11	<11	<11	<11	<11	<11	<11	<11	<11	<11	<11
	MTBE	µg/L	1	15[#30]	15[#30]	15[#31]	<3	<3	<3	<3	<3	<3	<3	<3	<3	<3	<3	<3	<3	<3
	Total BTEX	µg/L	28				<28	<28	<28	<28	<28	<28	<28	<28	<28	<28	<28	<28	<28	<28
VOC	Styrene	µg/L	1		50[#4]	50[#4]	-	-	-	-	-	-	-	-	-	-	-	-	-	-
	cis-1,3-dichloropropene	µg/L	1				-	-	-	-	-	-	-	-	-	-	-	-	-	-
	trans-1,3-dichloropropene	µg/L	1				-	-	-	-	-	-	-	-	-	-	-	-	-	-
	1,1,1,2-tetrachloroethane	µg/L	1			70[#32]	-	-	-	-	-	-	-	-	-	-	-	-	-	-

						Location	BH04014	BH04014	BH04014	BH04014	BH04014	BH04014	BH04014	BH04015	BH04015	BH04015	BH04015	BH04015	BH04015	BH04015
						Sampled_Date_Time	27/01/2020	19/02/2020	18/03/2020	20/04/2020	19/05/2020	09/06/2020	22/09/2020	20/11/2019	27/01/2020	20/02/2020	24/03/2020	20/04/2020	20/04/2020	19/05/2020
						Sample_Depth_Avg	0.39	33	33	34	33	36.42	0.82	1.46	0.87	30	30	30	30	30
						Project_ID	LTC - Phase 2	LTC - Phase 2	LTC - Phase 2	LTC - Phase 2 LTM	LTC - Phase 2 LTM	LTC - Phase 2 LTM	LTC - Phase 2 LTM	LTC - Phase 2	LTC - Phase 2	LTC - Phase 2 LTM	LTC - Phase 2 LTM	LTC - Phase 2 LTM	LTC - Phase 2 LTM	LTC - Phase 2
				UK Drinking Water Standards	UK Estuaries and coastal waters EQS	UK Freshwater EQS														
Chem_Group	**Analyte**	**Units**	**MDL**																	
	1,1,1-trichloroethane	µg/L	1	2000[#33]	100[#4]	100[#4]	-	-	-	-	-	-	-	-	-	-	-	-	-	-
	1,1,2,2-tetrachloroethane	µg/L	1			70[#32]	-	-	-	-	-	-	-	-	-	-	-	-	-	-
	1,1,2-trichloroethane	µg/L	1		300[#4]	400[#4]	-	-	-	-	-	-	-	-	-	-	-	-	-	-
	1,1-dichloroethane	µg/L	1	2.8[#34]			-	-	-	-	-	-	-	-	-	-	-	-	-	-
	1,1-dichloroethene	µg/L	1	140[#35]			-	-	-	-	-	-	-	-	-	-	-	-	-	-
	1,1-dichloropropene	µg/L	1				-	-	-	-	-	-	-	-	-	-	-	-	-	-
	1,2,3-trichloropropane	µg/L	1				-	-	-	-	-	-	-	-	-	-	-	-	-	-
	1,2,4-trimethylbenzene	µg/L	1				-	-	-	-	-	-	-	-	-	-	-	-	-	-
	1,2-dibromo-3-chloropropane	µg/L	1				-	-	-	-	-	-	-	-	-	-	-	-	-	-
	1,2-dibromoethane	µg/L	1				-	-	-	-	-	-	-	-	-	-	-	-	-	-
	1,2-dichloroethane	µg/L	1	3[#1]	10[#2]	10[#2]	-	-	-	-	-	-	-	-	-	-	-	-	-	-
	1,2-dichloropropane	µg/L	1				-	-	-	-	-	-	-	-	-	-	-	-	-	-
	1,3,5-trimethylbenzene	µg/L	1				-	-	-	-	-	-	-	-	-	-	-	-	-	-
	1,3-dichloropropane	µg/L	1				-	-	-	-	-	-	-	-	-	-	-	-	-	-
	2,2-dichloropropane	µg/L	1				-	-	-	-	-	-	-	-	-	-	-	-	-	-
	2-chlorotoluene	µg/L	1				-	-	-	-	-	-	-	-	-	-	-	-	-	-
	4-chlorotoluene	µg/L	1				-	-	-	-	-	-	-	-	-	-	-	-	-	-
	Bromobenzene	µg/L	1				-	-	-	-	-	-	-	-	-	-	-	-	-	-
	Bromochloromethane	µg/L	1				-	-	-	-	-	-	-	-	-	-	-	-	-	-
	Bromodichloromethane	µg/L	1	25[#36]			-	-	-	-	-	-	-	-	-	-	-	-	-	-
	Bromoform	µg/L	1	25[#36]			-	-	-	-	-	-	-	-	-	-	-	-	-	-
	Bromomethane	µg/L	1				-	-	-	-	-	-	-	-	-	-	-	-	-	-
	Carbon disulfide	µg/L	1				-	-	-	-	-	-	-	-	-	-	-	-	-	-
	Carbon tetrachloride	µg/L	1	3[#1]	12[#2]	12[#2]	-	-	-	-	-	-	-	-	-	-	-	-	-	-
	Chlorodibromomethane	µg/L	1	25[#36]			-	-	-	-	-	-	-	-	-	-	-	-	-	-
	Chloroethane	µg/L	1				-	-	-	-	-	-	-	-	-	-	-	-	-	-
	Chloroform	µg/L	1	25[#36]	2.5[#2]	2.5[#2]	-	-	-	-	-	-	-	-	-	-	-	-	-	-

						Location	BH04014	BH04014	BH04014	BH04014	BH04014	BH04014	BH04014	BH04015	BH04015	BH04015	BH04015	BH04015	BH04015	BH04015
						Sampled_Date_Time	27/01/2020	19/02/2020	18/03/2020	20/04/2020	19/05/2020	09/06/2020	22/09/2020	20/11/2019	27/01/2020	20/02/2020	24/03/2020	20/04/2020	20/04/2020	19/05/2020
						Sample_Depth_Avg	0.39	33	33	34	33	36.42	0.82	1.46	0.87	30	30	30	30	30
						Project_ID	LTC - Phase 2	LTC - Phase 2	LTC - Phase 2	LTC - Phase 2 LTM	LTC - Phase 2 LTM	LTC - Phase 2 LTM	LTC - Phase 2 LTM	LTC - Phase 2	LTC - Phase 2	LTC - Phase 2 LTM	LTC - Phase 2 LTM	LTC - Phase 2 LTM	LTC - Phase 2 LTM	LTC - Phase 2
				UK Drinking Water Standards	UK Estuaries and coastal waters EQS	UK Freshwater EQS														
Chem_Group	**Analyte**	**Units**	**MDL**																	
	Chloromethane	µg/L	1				-	-	-	-	-	-	-	-	-	-	-	-	-	-
	cis-1,2-dichloroethene	µg/L	1	25[#37]			-	-	-	-	-	-	-	-	-	-	-	-	-	-
	Dibromomethane	µg/L	1				-	-	-	-	-	-	-	-	-	-	-	-	-	-
	Dichlorodifluoromethane	µg/L	1				-	-	-	-	-	-	-	-	-	-	-	-	-	-
	Dichloromethane	µg/L	3		20[#2]	20[#2]	-	-	-	-	-	-	-	-	-	-	-	-	-	-
	Isopropylbenzene	µg/L	1				-	-	-	-	-	-	-	-	-	-	-	-	-	-
	n-butylbenzene	µg/L	1				-	-	-	-	-	-	-	-	-	-	-	-	-	-
	n-propylbenzene	µg/L	1				-	-	-	-	-	-	-	-	-	-	-	-	-	-
	p-isopropyltoluene	µg/L	1				-	-	-	-	-	-	-	-	-	-	-	-	-	-
	sec-butylbenzene	µg/L	1				-	-	-	-	-	-	-	-	-	-	-	-	-	-
	Trichloroethene	µg/L	1	5[#38]	10[#2]	10[#2]	-	-	-	-	-	-	-	-	-	-	-	-	-	-
	tert-butylbenzene	µg/L	1				-	-	-	-	-	-	-	-	-	-	-	-	-	-
	Tetrachloroethene	µg/L	1	5[#38]	10[#2]	10[#2]	-	-	-	-	-	-	-	-	-	-	-	-	-	-
	trans-1,2-dichloroethene	µg/L	1	25[#37]			-	-	-	-	-	-	-	-	-	-	-	-	-	-
	Trichlorofluoromethane	µg/L	1				-	-	-	-	-	-	-	-	-	-	-	-	-	-
	Vinyl chloride	µg/L	1	0.5[#1]			-	-	-	-	-	-	-	-	-	-	-	-	-	-
	tert-Amyl methyl ether	µg/L	1				-	-	-	-	-	-	-	-	-	-	-	-	-	-
VOC/SVOC	1,2,3-trichlorobenzene	µg/L	0.01		0.13[#39]	0.13[#39]	-	-	-	-	-	-	-	-	-	-	-	-	-	-
	1,2,4-trichlorobenzene	µg/L	0.01		0.13[#39]	0.13[#39]	-	-	-	-	-	-	-	-	-	-	-	-	-	-
	1,2-dichlorobenzene	µg/L	1		6.7[#40]	6.7[#40]	-	-	-	-	-	-	-	-	-	-	-	-	-	-
	1,3,5-Trichlorobenzene	µg/L	0.01		0.13[#39]	0.13[#39]	-	-	-	-	-	-	-	-	-	-	-	-	-	-
	1,3-dichlorobenzene	µg/L	1		6.7[#40]	6.7[#40]	-	-	-	-	-	-	-	-	-	-	-	-	-	-
	1,4-dichlorobenzene	µg/L	1		6.7[#40]	6.7[#40]	-	-	-	-	-	-	-	-	-	-	-	-	-	-
	Chlorobenzene	µg/L	1	100[#41]			-	-	-	-	-	-	-	-	-	-	-	-	-	-
	Hexachlorobutadiene	µg/L	0.01		0.6(MAC)[#12]	0.6(MAC)[#12]	-	-	-	-	-	-	-	-	-	-	-	-	-	-
SVOC	4-bromophenyl phenyl ether	µg/L	1				-	-	-	-	-	-	-	-	-	-	-	-	-	-
	4-nitroaniline	µg/L	1				-	-	-	-	-	-	-	-	-	-	-	-	-	-

						Location	BH04014	BH04014	BH04014	BH04014	BH04014	BH04014	BH04014	BH04015	BH04015	BH04015	BH04015	BH04015	BH04015	BH04015
						Sampled_Date_Time	27/01/2020	19/02/2020	18/03/2020	20/04/2020	19/05/2020	09/06/2020	22/09/2020	20/11/2019	27/01/2020	20/02/2020	24/03/2020	20/04/2020	20/04/2020	19/05/2020
						Sample_Depth_Avg	0.39	33	33	34	33	36.42	0.82	1.46	0.87	30	30	30	30	30
						Project_ID	LTC - Phase 2	LTC - Phase 2	LTC - Phase 2	LTC - Phase 2 LTM	LTC - Phase 2 LTM	LTC - Phase 2 LTM	LTC - Phase 2 LTM	LTC - Phase 2	LTC - Phase 2	LTC - Phase 2 LTM	LTC - Phase 2 LTM	LTC - Phase 2 LTM	LTC - Phase 2 LTM	LTC - Phase 2
				UK Drinking Water Standards	UK Estuaries and coastal waters EQS	UK Freshwater EQS														
Chem_Group	**Analyte**	**Units**	**MDL**																	
	4-nitrophenol	µg/L	1				-	-	-	-	-	-	-	-	-	-	-	-	-	-
	2,4,5-trichlorophenol	µg/L	1				-	-	-	-	-	-	-	-	-	-	-	-	-	-
	2,4,6-trichlorophenol	µg/L	1				-	-	-	-	-	-	-	-	-	-	-	-	-	-
	2,4-dichlorophenol	µg/L	1		0.42[#2]	4.2[#2]	-	-	-	-	-	-	-	-	-	-	-	-	-	-
	2,4-dimethylphenol	µg/L	1				-	-	-	-	-	-	-	-	-	-	-	-	-	-
	2,4-dinitrotoluene	µg/L	1				-	-	-	-	-	-	-	-	-	-	-	-	-	-
	2,6-dinitrotoluene	µg/L	1				-	-	-	-	-	-	-	-	-	-	-	-	-	-
	2-chloronaphthalene	µg/L	1				-	-	-	-	-	-	-	-	-	-	-	-	-	-
	2-chlorophenol	µg/L	1		50[#4]	50[#4]	-	-	-	-	-	-	-	-	-	-	-	-	-	-
	2-methylnaphthalene	µg/L	1				-	-	-	-	-	-	-	-	-	-	-	-	-	-
	2-methylphenol	µg/L	1				-	-	-	-	-	-	-	-	-	-	-	-	-	-
	2-nitroaniline	µg/L	1				-	-	-	-	-	-	-	-	-	-	-	-	-	-
	2-nitrophenol	µg/L	1				-	-	-	-	-	-	-	-	-	-	-	-	-	-
	3-nitroaniline	µg/L	1				-	-	-	-	-	-	-	-	-	-	-	-	-	-
	4,6-Dinitro-2-methylphenol	µg/L					-	-	-	-	-	-	-	-	-	-	-	-	-	-
	4-chloro-3-methylphenol	µg/L	1		40[#4]	40[#4]	-	-	-	-	-	-	-	-	-	-	-	-	-	-
	4-chloroaniline	µg/L	1				-	-	-	-	-	-	-	-	-	-	-	-	-	-
	4-chlorophenyl phenyl ether	µg/L	1				-	-	-	-	-	-	-	-	-	-	-	-	-	-
	4-methylphenol	µg/L	1				-	-	-	-	-	-	-	-	-	-	-	-	-	-
	Azobenzene	µg/L	1				-	-	-	-	-	-	-	-	-	-	-	-	-	-
	Bis(2-chloroethoxy) methane	µg/L	1				-	-	-	-	-	-	-	-	-	-	-	-	-	-
	Bis(2-chloroethyl)ether	µg/L	1				-	-	-	-	-	-	-	-	-	-	-	-	-	-
	Bis(2-ethylhexyl) phthalate	µg/L	2		1.3[#2]	1.3[#2]	-	-	-	-	-	-	-	-	-	-	-	-	-	-
	Butyl benzyl phthalate	µg/L	1		0.75[#2]	7.5[#2]	-	-	-	-	-	-	-	-	-	-	-	-	-	-
	Carbazole	µg/L	1				-	-	-	-	-	-	-	-	-	-	-	-	-	-
	Dibenzofuran	µg/L	1				-	-	-	-	-	-	-	-	-	-	-	-	-	-
	Diethylphthalate	µg/L	1		200[#4]	200[#4]	-	-	-	-	-	-	-	-	-	-	-	-	-	-

						Location	BH04014	BH04014	BH04014	BH04014	BH04014	BH04014	BH04014	BH04015	BH04015	BH04015	BH04015	BH04015	BH04015	BH04015
						Sampled_Date_Time	27/01/2020	19/02/2020	18/03/2020	20/04/2020	19/05/2020	09/06/2020	22/09/2020	20/11/2019	27/01/2020	20/02/2020	24/03/2020	20/04/2020	20/04/2020	19/05/2020
						Sample_Depth_Avg	0.39	33	33	34	33	36.42	0.82	1.46	0.87	30	30	30	30	30
						Project_ID	LTC - Phase 2	LTC - Phase 2	LTC - Phase 2	LTC - Phase 2 LTM	LTC - Phase 2 LTM	LTC - Phase 2 LTM	LTC - Phase 2 LTM	LTC - Phase 2	LTC - Phase 2	LTC - Phase 2 LTM	LTC - Phase 2 LTM	LTC - Phase 2 LTM	LTC - Phase 2 LTM	LTC - Phase 2
				UK Drinking Water Standards	UK Estuaries and coastal waters EQS	UK Freshwater EQS														
Chem_Group	**Analyte**	**Units**	**MDL**																	
	Dimethyl phthalate	µg/L	1		800[#4]	800[#4]	-	-	-	-	-	-	-	-	-	-	-	-	-	-
	Di-n-butyl phthalate	µg/L	1		8[#4]	8[#4]	-	-	-	-	-	-	-	-	-	-	-	-	-	-
	Di-n-octyl phthalate	µg/L	5		20[#4]	20[#4]	-	-	-	-	-	-	-	-	-	-	-	-	-	-
	Hexachlorobenzene	µg/L	0.01		0.05(MAC)[#12]	0.05(MAC)[#12]	-	-	-	-	-	-	-	-	-	-	-	-	-	-
	Hexachlorocyclopentadiene	µg/L	1				-	-	-	-	-	-	-	-	-	-	-	-	-	-
	Hexachloroethane	µg/L	1				-	-	-	-	-	-	-	-	-	-	-	-	-	-
	Isophorone	µg/L	1				-	-	-	-	-	-	-	-	-	-	-	-	-	-
	Nitrobenzene	µg/L	1				-	-	-	-	-	-	-	-	-	-	-	-	-	-
	N-nitrosodi-n-propylamine	µg/L	1				-	-	-	-	-	-	-	-	-	-	-	-	-	-
	Pentachlorobenzene	µg/L	0.01		0.0007[#2]	0.007[#2]	-	-	-	-	-	-	-	-	-	-	-	-	-	-
	Pentachloronitrobenzene	µg/L	0.01				-	-	-	-	-	-	-	-	-	-	-	-	-	-
	Pentachlorophenol	µg/L	1		0.4[#2]	0.4[#2]	-	-	-	-	-	-	-	-	-	-	-	-	-	-
PCB	Heptachlorobiphenyl, 2,3,3,4,4,5,5- (PCB 189)	µg/L	0.015				-	-	-	-	-	-	-	-	-	-	-	-	-	-
	Hexachlorobiphenyl, 2,3,3,4,4,5- (PCB 156)	µg/L	0.015				-	-	-	-	-	-	-	-	-	-	-	-	-	-
	Hexachlorobiphenyl, 2,3,3,4,4,5- (PCB 157)	µg/L	0.015				-	-	-	-	-	-	-	-	-	-	-	-	-	-
	Hexachlorobiphenyl, 2,3,4,4,5,5- (PCB 167)	µg/L	0.015				-	-	-	-	-	-	-	-	-	-	-	-	-	-
	Hexachlorobiphenyl, 3,3,4,4,5,5- (PCB 169)	µg/L	0.015				-	-	-	-	-	-	-	-	-	-	-	-	-	-
	PCB 101	µg/L	0.015				-	-	-	-	-	-	-	-	-	-	-	-	-	-
	PCB 118	µg/L	0.015				-	-	-	-	-	-	-	-	-	-	-	-	-	-
	PCB 138	µg/L	0.015				-	-	-	-	-	-	-	-	-	-	-	-	-	-
	PCB 153	µg/L	0.015				-	-	-	-	-	-	-	-	-	-	-	-	-	-
	PCB 180	µg/L	0.015				-	-	-	-	-	-	-	-	-	-	-	-	-	-
	PCB 28	µg/L	0.015				-	-	-	-	-	-	-	-	-	-	-	-	-	-
	PCB 52	µg/L	0.015				-	-	-	-	-	-	-	-	-	-	-	-	-	-
	Pentachlorobiphenyl, 2,3,3,4,4- (PCB 105)	µg/L	0.015				-	-	-	-	-	-	-	-	-	-	-	-	-	-
	Pentachlorobiphenyl, 2,3,4,4,5- (PCB 114)	µg/L	0.015				-	-	-	-	-	-	-	-	-	-	-	-	-	-
	Pentachlorobiphenyl, 2,3,4,4,5- (PCB 123)	µg/L	0.015				-	-	-	-	-	-	-	-	-	-	-	-	-	-

						Location	BH04014	BH04014	BH04014	BH04014	BH04014	BH04014	BH04014	BH04015	BH04015	BH04015	BH04015	BH04015	BH04015	BH04015
						Sampled_Date_Time	27/01/2020	19/02/2020	18/03/2020	20/04/2020	19/05/2020	09/06/2020	22/09/2020	20/11/2019	27/01/2020	20/02/2020	24/03/2020	20/04/2020	20/04/2020	19/05/2020
						Sample_Depth_Avg	0.39	33	33	34	33	36.42	0.82	1.46	0.87	30	30	30	30	30
						Project_ID	LTC - Phase 2	LTC - Phase 2	LTC - Phase 2	LTC - Phase 2 LTM	LTC - Phase 2 LTM	LTC - Phase 2 LTM	LTC - Phase 2 LTM	LTC - Phase 2	LTC - Phase 2	LTC - Phase 2 LTM	LTC - Phase 2 LTM	LTC - Phase 2 LTM	LTC - Phase 2 LTM	LTC - Phase 2
				UK Drinking Water Standards	UK Estuaries and coastal waters EQS	UK Freshwater EQS														
Chem_Group	**Analyte**	**Units**	**MDL**																	
	Pentachlorobiphenyl, 3,3,4,4,5- (PCB 126)	µg/L	0.015				-	-	-	-	-	-	-	-	-	-	-	-	-	-
	Tetrachlorobiphenyl, 3,3,4,4- (PCB 77)	µg/L	0.015				-	-	-	-	-	-	-	-	-	-	-	-	-	-
	Tetrachlorobiphenyl, 3,4,4,5- (PCB 81)	µg/L	0.015				-	-	-	-	-	-	-	-	-	-	-	-	-	-
	Total PCB 7 Congeners	µg/L	0.105				-	-	-	-	-	-	-	-	-	-	-	-	-	-
Phenolics	Xylenols (Filtered)	µg/L	0.5				<2.5	<0.5	<0.5	<0.5	<0.5	<0.5	<0.5	<0.5	<0.5	<0.5	<0.5	<0.5	<0.5	<0.5
	Cresol Total (Filtered)	µg/L	0.5				<2.5	<0.5	<0.5	<0.5	<0.5	<0.5	<0.5	<0.5	<0.5	<0.5	<0.5	<0.5	<0.5	<0.5
	Phenol	µg/L	1	5800[#34]	7.7[#2]	7.7[#2]	-	-	-	-	-	-	-	-	-	-	-	-	-	-
	Phenol (Filtered)	µg/L	0.5	5800[#34]	7.7[#2]	7.7[#2]	3.54	<0.5	<0.5	<0.5	<0.5	<0.5	<0.5	<0.5	<0.5	<0.5	<0.5	<0.5	<0.5	<0.5
	Phenols Monohydric (Filtered)	µg/L	0.5				3.54	<0.5	<0.5	<0.5	<0.5	<0.5	<0.5	<0.5	<0.5	<0.5	<0.5	<0.5	<0.5	<0.5
Organotins	Tributyltin	µg/L	0.001		0.0002[#2]	0.0002[#2]	-	-	-	-	-	-	-	-	-	-	-	-	-	-
Biological	Coliforms Total (Confirmed)	CFU/100mL					-	-	-	-	-	-	-	-	-	-	-	-	-	-
	Coliforms Total (Presumptive)	CFU/100mL					-	-	-	-	-	-	-	-	-	-	-	-	-	-
	Escherichia coli (Confirmed)	CFU/100mL					-	-	-	-	-	-	-	-	-	-	-	-	-	-
	Escherichia coli (Presumptive)	CFU/100mL					-	-	-	-	-	-	-	-	-	-	-	-	-	-
	Faecal streptococci (Confirmed)	CFU/100mL					-	-	-	-	-	-	-	-	-	-	-	-	-	-
	Faecal streptococci (Presumptive)	CFU/100mL					-	-	-	-	-	-	-	-	-	-	-	-	-	-
	Faecal Streptococci cfu/100ml	cfu/100ml					-							-	-					
	Coliform	cfu/100 ml					-							-	-					
	Salmonella	Detect					-	-	-	-	-	-	-	-	-	-	-	-	-	-
Pesticides	1-(3.4-Dichlorophenyl) urea (DCPU)	µg/l					-	-	-	-	-	-	-	-	-	-	-	-	-	-
	2-(4-Chlorophenoxy)propionic acid, 4-CPP	µg/l					-	-	-	-	-	-	-	-	-	-	-	-	-	-
	2-amino-N-(isopropyl)benzamide	µg/l					-	-	-	-	-	-	-	-	-	-	-	-	-	-
	2-Chloro-2.6-diethylacetanilide	µg/l					-	-	-	-	-	-	-	-	-	-	-	-	-	-
	Acibenzolar-S-methyl	µg/l					-	-	-	-	-	-	-	-	-	-	-	-	-	-
	Aminopyralid	µg/l					-	-	-	-	-	-	-	-	-	-	-	-	-	-
	Azoxystrobin	µg/L					-	-	-	-	-	-	-	-	-	-	-	-	-	-
	BAM	µg/l					-	-	-	-	-	-	-	-	-	-	-	-	-	-

						Location	BH04014	BH04014	BH04014	BH04014	BH04014	BH04014	BH04014	BH04015	BH04015	BH04015	BH04015	BH04015	BH04015	BH04015
						Sampled_Date_Time	27/01/2020	19/02/2020	18/03/2020	20/04/2020	19/05/2020	09/06/2020	22/09/2020	20/11/2019	27/01/2020	20/02/2020	24/03/2020	20/04/2020	20/04/2020	19/05/2020
						Sample_Depth_Avg	0.39	33	33	34	33	36.42	0.82	1.46	0.87	30	30	30	30	30
						Project_ID	LTC - Phase 2	LTC - Phase 2	LTC - Phase 2	LTC - Phase 2 LTM	LTC - Phase 2 LTM	LTC - Phase 2 LTM	LTC - Phase 2 LTM	LTC - Phase 2	LTC - Phase 2	LTC - Phase 2 LTM	LTC - Phase 2 LTM	LTC - Phase 2 LTM	LTC - Phase 2 LTM	LTC - Phase 2
				UK Drinking Water Standards	UK Estuaries and coastal waters EQS	UK Freshwater EQS														
Chem_Group	**Analyte**	**Units**	**MDL**																	
	Benalaxyl	µg/l					-	-	-	-	-	-	-	-	-	-	-	-	-	-
	Bentazone methyl	µg/l					-	-	-	-	-	-	-	-	-	-	-	-	-	-
	Bifenox	µg/L					-	-	-	-	-	-	-	-	-	-	-	-	-	-
	Bitertanol	µg/l					-	-	-	-	-	-	-	-	-	-	-	-	-	-
	Boscalid	µg/l					-	-	-	-	-	-	-	-	-	-	-	-	-	-
	Cadusafos	µg/l					-	-	-	-	-	-	-	-	-	-	-	-	-	-
	Carfentrazone-ethyl	µg/L					-	-	-	-	-	-	-	-	-	-	-	-	-	-
	Chloridazon-desphenyl	µg/l					-	-	-	-	-	-	-	-	-	-	-	-	-	-
	Chloridazon-methyl desphenyl	µg/l					-	-	-	-	-	-	-	-	-	-	-	-	-	-
	Chlorotoluron-desmethyl	µg/l					-	-	-	-	-	-	-	-	-	-	-	-	-	-
	Chlorpropham	µg/L			10[#4]	10[#4]	-	-	-	-	-	-	-	-	-	-	-	-	-	-
	Clodinafop	µg/l					-	-	-	-	-	-	-	-	-	-	-	-	-	-
	Clomeprop	µg/l					-	-	-	-	-	-	-	-	-	-	-	-	-	-
	Crimidine	µg/l					-	-	-	-	-	-	-	-	-	-	-	-	-	-
	Cybutryne (Irgarol)	µg/l					-	-	-	-	-	-	-	-	-	-	-	-	-	-
	Cyprazine	µg/l					-	-	-	-	-	-	-	-	-	-	-	-	-	-
	Cyprodinil	µg/L					-	-	-	-	-	-	-	-	-	-	-	-	-	-
	Dichlofenthion	µg/l					-	-	-	-	-	-	-	-	-	-	-	-	-	-
	Dichlormid	µg/l					-	-	-	-	-	-	-	-	-	-	-	-	-	-
	Diethofencarb	µg/l					-	-	-	-	-	-	-	-	-	-	-	-	-	-
	Difenacoum	µg/l					-	-	-	-	-	-	-	-	-	-	-	-	-	-
	Dimefuron	µg/l					-	-	-	-	-	-	-	-	-	-	-	-	-	-
	Dimethachlo	µg/l					-	-	-	-	-	-	-	-	-	-	-	-	-	-
	Dimethenamid	µg/l					-	-	-	-	-	-	-	-	-	-	-	-	-	-
	Dimethomorph	µg/l					-	-	-	-	-	-	-	-	-	-	-	-	-	-
	Dinoterb	µg/l					-	-	-	-	-	-	-	-	-	-	-	-	-	-
	Diuron desmethyl (DCPMU)	µg/l					-	-	-	-	-	-	-	-	-	-	-	-	-	-

						Location	BH04014	BH04014	BH04014	BH04014	BH04014	BH04014	BH04014	BH04015	BH04015	BH04015	BH04015	BH04015	BH04015	BH04015
						Sampled_Date_Time	27/01/2020	19/02/2020	18/03/2020	20/04/2020	19/05/2020	09/06/2020	22/09/2020	20/11/2019	27/01/2020	20/02/2020	24/03/2020	20/04/2020	20/04/2020	19/05/2020
						Sample_Depth_Avg	0.39	33	33	34	33	36.42	0.82	1.46	0.87	30	30	30	30	30
						Project_ID	LTC - Phase 2	LTC - Phase 2	LTC - Phase 2	LTC - Phase 2 LTM	LTC - Phase 2 LTM	LTC - Phase 2 LTM	LTC - Phase 2 LTM	LTC - Phase 2	LTC - Phase 2	LTC - Phase 2 LTM	LTC - Phase 2 LTM	LTC - Phase 2 LTM	LTC - Phase 2 LTM	LTC - Phase 2
				UK Drinking Water Standards	UK Estuaries and coastal waters EQS	UK Freshwater EQS														
Chem_Group	**Analyte**	**Units**	**MDL**																	
	Epoxiconazole	µg/l					-	-	-	-	-	-	-	-	-	-	-	-	-	-
	Etrimphos	µg/L	0.01				-	-	-	-	-	-	-	-	-	-	-	-	-	-
	Fenoxaprop	µg/l					-	-	-	-	-	-	-	-	-	-	-	-	-	-
	Fenpropidin	µg/l					-	-	-	-	-	-	-	-	-	-	-	-	-	-
	Fenuron	µg/l					-	-	-	-	-	-	-	-	-	-	-	-	-	-
	Fipronil	µg/L					-	-	-	-	-	-	-	-	-	-	-	-	-	-
	Florasulam	µg/l					-	-	-	-	-	-	-	-	-	-	-	-	-	-
	Fluazifop	µg/l					-	-	-	-	-	-	-	-	-	-	-	-	-	-
	Fluazifop-P-butyl	µg/L					-	-	-	-	-	-	-	-	-	-	-	-	-	-
	Foramsulfuron	µg/l					-	-	-	-	-	-	-	-	-	-	-	-	-	-
	Furathiocarb	µg/l					-	-	-	-	-	-	-	-	-	-	-	-	-	-
	Haloxyfop	µg/l					-	-	-	-	-	-	-	-	-	-	-	-	-	-
	Haloxyfop-p-methyl	µg/l					-	-	-	-	-	-	-	-	-	-	-	-	-	-
	Heptachlor epoxide	µg/L	0.01	0.03[#1]			-	-	-	-	-	-	-	-	-	-	-	-	-	-
	Imazamox	µg/l					-	-	-	-	-	-	-	-	-	-	-	-	-	-
	Indoxacarb	µg/L					-	-	-	-	-	-	-	-	-	-	-	-	-	-
	Isoproturon-desmethyl	µg/l					-	-	-	-	-	-	-	-	-	-	-	-	-	-
	Isoproturon-monodesmethyl	µg/l					-	-	-	-	-	-	-	-	-	-	-	-	-	-
	Isopyrazam	µg/l					-	-	-	-	-	-	-	-	-	-	-	-	-	-
	Kresoxim-methyl	µg/l					-	-	-	-	-	-	-	-	-	-	-	-	-	-
	Malaoxon	µg/l					-	-	-	-	-	-	-	-	-	-	-	-	-	-
	Mandipropamid	µg/l					-	-	-	-	-	-	-	-	-	-	-	-	-	-
	Mecarbam	µg/l					-	-	-	-	-	-	-	-	-	-	-	-	-	-
	Mesotrione	µg/l					-	-	-	-	-	-	-	-	-	-	-	-	-	-
	Metconazole	µg/l					-	-	-	-	-	-	-	-	-	-	-	-	-	-
	Metribuzin-desamino	µg/l					-	-	-	-	-	-	-	-	-	-	-	-	-	-
	Naptalam	µg/l					-	-	-	-	-	-	-	-	-	-	-	-	-	-

						Location	BH04014	BH04014	BH04014	BH04014	BH04014	BH04014	BH04014	BH04015	BH04015	BH04015	BH04015	BH04015	BH04015	BH04015
						Sampled_Date_Time	27/01/2020	19/02/2020	18/03/2020	20/04/2020	19/05/2020	09/06/2020	22/09/2020	20/11/2019	27/01/2020	20/02/2020	24/03/2020	20/04/2020	20/04/2020	19/05/2020
						Sample_Depth_Avg	0.39	33	33	34	33	36.42	0.82	1.46	0.87	30	30	30	30	30
						Project_ID	LTC - Phase 2	LTC - Phase 2	LTC - Phase 2	LTC - Phase 2 LTM	LTC - Phase 2 LTM	LTC - Phase 2 LTM	LTC - Phase 2 LTM	LTC - Phase 2	LTC - Phase 2	LTC - Phase 2 LTM	LTC - Phase 2 LTM	LTC - Phase 2 LTM	LTC - Phase 2 LTM	LTC - Phase 2
				UK Drinking Water Standards	UK Estuaries and coastal waters EQS	UK Freshwater EQS														
Chem_Group	**Analyte**	**Units**	**MDL**																	
	Nicosulfuron	µg/l					-	-	-	-	-	-	-	-	-	-	-	-	-	-
	Nuarimol	µg/l					-	-	-	-	-	-	-	-	-	-	-	-	-	-
	Oxadixyl	µg/l					-	-	-	-	-	-	-	-	-	-	-	-	-	-
	Paraoxon-ethyl	µg/l					-	-	-	-	-	-	-	-	-	-	-	-	-	-
	Parathion-ethyl	µg/l					-	-	-	-	-	-	-	-	-	-	-	-	-	-
	Penconazole	µg/l					-	-	-	-	-	-	-	-	-	-	-	-	-	-
	Pencycuron	µg/l					-	-	-	-	-	-	-	-	-	-	-	-	-	-
	Phosphamidon II (E)	µg/l	0.01				-	-	-	-	-	-	-	-	-	-	-	-	-	-
	Pretilachlor	µg/l					-	-	-	-	-	-	-	-	-	-	-	-	-	-
	Primisulfuron-methyl	µg/l					-	-	-	-	-	-	-	-	-	-	-	-	-	-
	Prodiamine	µg/l					-	-	-	-	-	-	-	-	-	-	-	-	-	-
	Propaquizafop	µg/l					-	-	-	-	-	-	-	-	-	-	-	-	-	-
	Propetamphos	µg/L	0.01		0.03[#4]	0.03[#4]	-	-	-	-	-	-	-	-	-	-	-	-	-	-
	Prosulfocarb	µg/l					-	-	-	-	-	-	-	-	-	-	-	-	-	-
	Prothioconazole	µg/l					-	-	-	-	-	-	-	-	-	-	-	-	-	-
	Pyribenzoxim	µg/l					-	-	-	-	-	-	-	-	-	-	-	-	-	-
	Quinmerac	µg/l					-	-	-	-	-	-	-	-	-	-	-	-	-	-
	Quizalofop	µg/l					-	-	-	-	-	-	-	-	-	-	-	-	-	-
	Rimsulfuron	µg/l					-	-	-	-	-	-	-	-	-	-	-	-	-	-
	Sebuthylazine	µg/l					-	-	-	-	-	-	-	-	-	-	-	-	-	-
	Simazine-2-hydroxy	µg/l					-	-	-	-	-	-	-	-	-	-	-	-	-	-
	Sodium Acifluorfen	µg/L					-	-	-	-	-	-	-	-	-	-	-	-	-	-
	Sulfosulfuron	µg/l					-	-	-	-	-	-	-	-	-	-	-	-	-	-
	Tecnazene	µg/L	0.01		1[#4]	1[#4]	-	-	-	-	-	-	-	-	-	-	-	-	-	-
	Teflubenzuron	µg/l					-	-	-	-	-	-	-	-	-	-	-	-	-	-
	Terbuthylazine-desethyl	µg/l					-	-	-	-	-	-	-	-	-	-	-	-	-	-
	Terbuthylazine-desethyl-2-hydroxy	µg/l					-	-	-	-	-	-	-	-	-	-	-	-	-	-

						Location	BH04014	BH04014	BH04014	BH04014	BH04014	BH04014	BH04014	BH04015	BH04015	BH04015	BH04015	BH04015	BH04015	BH04015
						Sampled_Date_Time	27/01/2020	19/02/2020	18/03/2020	20/04/2020	19/05/2020	09/06/2020	22/09/2020	20/11/2019	27/01/2020	20/02/2020	24/03/2020	20/04/2020	20/04/2020	19/05/2020
						Sample_Depth_Avg	0.39	33	33	34	33	36.42	0.82	1.46	0.87	30	30	30	30	30
						Project_ID	LTC - Phase 2	LTC - Phase 2	LTC - Phase 2	LTC - Phase 2 LTM	LTC - Phase 2 LTM	LTC - Phase 2 LTM	LTC - Phase 2 LTM	LTC - Phase 2	LTC - Phase 2	LTC - Phase 2 LTM	LTC - Phase 2 LTM	LTC - Phase 2 LTM	LTC - Phase 2 LTM	LTC - Phase 2
				UK Drinking Water Standards	UK Estuaries and coastal waters EQS	UK Freshwater EQS														
Chem_Group	**Analyte**	**Units**	**MDL**																	
	Terbuthylazine-hydroxy	µg/l					-	-	-	-	-	-	-	-	-	-	-	-	-	-
	Thiabendazole	µg/L			5[#4]	5[#4]	-	-	-	-	-	-	-	-	-	-	-	-	-	-
	Thiamethoxam	µg/L					-	-	-	-	-	-	-	-	-	-	-	-	-	-
	Tribenuron-methyl	µg/L					-	-	-	-	-	-	-	-	-	-	-	-	-	-
	Trietazine	µg/L	0.01				-	-	-	-	-	-	-	-	-	-	-	-	-	-
	Trifloxysulfuron-sodium	µg/l					-	-	-	-	-	-	-	-	-	-	-	-	-	-
	Triflusulfuron-methyl	µg/l					-	-	-	-	-	-	-	-	-	-	-	-	-	-
	Triforine	µg/l					-	-	-	-	-	-	-	-	-	-	-	-	-	-
	Triticonazole	µg/l					-	-	-	-	-	-	-	-	-	-	-	-	-	-
	Desmetryn	mg/L					-	-	-	-	-	-	-	-	-	-	-	-	-	-
	Simetryn	mg/L					-	-	-	-	-	-	-	-	-	-	-	-	-	-
	Clothianidin	µg/L					-	-	-	-	-	-	-	-	-	-	-	-	-	-
	Cymoxanil	µg/L					-	-	-	-	-	-	-	-	-	-	-	-	-	-
	Fluazifop-butyl	µg/L					-	-	-	-	-	-	-	-	-	-	-	-	-	-
	Imazamethabenz-methyl	µg/L					-	-	-	-	-	-	-	-	-	-	-	-	-	-
	Mesosulfuron-methyl	µg/L					-	-	-	-	-	-	-	-	-	-	-	-	-	-
	Metamitron	µg/L					-	-	-	-	-	-	-	-	-	-	-	-	-	-
	Metobromuron	µg/L					-	-	-	-	-	-	-	-	-	-	-	-	-	-
	Monuron	µg/L					-	-	-	-	-	-	-	-	-	-	-	-	-	-
	Secbumeton	µg/L					-	-	-	-	-	-	-	-	-	-	-	-	-	-
	Spiroxamine	µg/L					-	-	-	-	-	-	-	-	-	-	-	-	-	-
	Clomazon	µg/L					-	-	-	-	-	-	-	-	-	-	-	-	-	-
	Metazachlor	µg/L	0.01				-	-	-	-	-	-	-	-	-	-	-	-	-	-
	Methabenzthiazuran	µg/L					-	-	-	-	-	-	-	-	-	-	-	-	-	-
	Iprovalicarb	µg/L					-	-	-	-	-	-	-	-	-	-	-	-	-	-
	Chloroxuron	µg/L					-	-	-	-	-	-	-	-	-	-	-	-	-	-
	Neburon	µg/L					-	-	-	-	-	-	-	-	-	-	-	-	-	-

						Location	BH04014	BH04014	BH04014	BH04014	BH04014	BH04014	BH04014	BH04015	BH04015	BH04015	BH04015	BH04015	BH04015	BH04015
						Sampled_Date_Time	27/01/2020	19/02/2020	18/03/2020	20/04/2020	19/05/2020	09/06/2020	22/09/2020	20/11/2019	27/01/2020	20/02/2020	24/03/2020	20/04/2020	20/04/2020	19/05/2020
						Sample_Depth_Avg	0.39	33	33	34	33	36.42	0.82	1.46	0.87	30	30	30	30	30
						Project_ID	LTC - Phase 2	LTC - Phase 2	LTC - Phase 2	LTC - Phase 2 LTM	LTC - Phase 2 LTM	LTC - Phase 2 LTM	LTC - Phase 2 LTM	LTC - Phase 2	LTC - Phase 2	LTC - Phase 2 LTM	LTC - Phase 2 LTM	LTC - Phase 2 LTM	LTC - Phase 2 LTM	LTC - Phase 2
				UK Drinking Water Standards	UK Estuaries and coastal waters EQS	UK Freshwater EQS														
Chem_Group	**Analyte**	**Units**	**MDL**																	
	Metribuzin	µg/L					-	-	-	-	-	-	-	-	-	-	-	-	-	-
	2,3,6-Trichlorobenzoic Acid (Tba)	µg/L					-	-	-	-	-	-	-	-	-	-	-	-	-	-
	2,4,5-Trichlorophenoxy Acetic Acid	µg/L					-	-	-	-	-	-	-	-	-	-	-	-	-	-
	2,4,5-TP (Silvex)	µg/L					-	-	-	-	-	-	-	-	-	-	-	-	-	-
	Pyrimethanil	µg/L					-	-	-	-	-	-	-	-	-	-	-	-	-	-
	Hedonal	µg/L			0.3[#2]	0.3[#2]	-	-	-	-	-	-	-	-	-	-	-	-	-	-
	2,4-DDT	µg/L	0.01		0.00625[#42]	0.00625[#42]	-	-	-	-	-	-	-	-	-	-	-	-	-	-
	Propachlor	µg/L	0.01				-	-	-	-	-	-	-	-	-	-	-	-	-	-
	Propamocarb	µg/L					-	-	-	-	-	-	-	-	-	-	-	-	-	-
	2,4-Dichlorprop	µg/L					-	-	-	-	-	-	-	-	-	-	-	-	-	-
	3-Hydroxy Carbofuran	µg/L					-	-	-	-	-	-	-	-	-	-	-	-	-	-
	4-(2,4-Dichlorophenoxy)butyric Acid (2,4-DB)	µg/L					-	-	-	-	-	-	-	-	-	-	-	-	-	-
	4,4-DDE	µg/L	0.01		0.00625[#42]	0.00625[#42]	-	-	-	-	-	-	-	-	-	-	-	-	-	-
	4-Bromo-3,5-dimethylphenyl-N-methylcarbamate	µg/L					-	-	-	-	-	-	-	-	-	-	-	-	-	-
	a-BHC	µg/L	0.01				-	-	-	-	-	-	-	-	-	-	-	-	-	-
	Acetochlor	µg/L					-	-	-	-	-	-	-	-	-	-	-	-	-	-
	Aldicarb	µg/L					-	-	-	-	-	-	-	-	-	-	-	-	-	-
	Aldicarb sulfone	µg/L					-	-	-	-	-	-	-	-	-	-	-	-	-	-
	Aldrin	µg/L	0.01	0.03[#1]	0.00125[#43]	0.0025[#44]	-	-	-	-	-	-	-	-	-	-	-	-	-	-
	Ametryn	µg/L					-	-	-	-	-	-	-	-	-	-	-	-	-	-
	Amidosulfuron	µg/L					-	-	-	-	-	-	-	-	-	-	-	-	-	-
	Acetamiprid	µg/L					-	-	-	-	-	-	-	-	-	-	-	-	-	-
	Aclonifen	µg/L					-	-	-	-	-	-	-	-	-	-	-	-	-	-
	Actril (Ioxynil)	µg/L			10[#4]	10[#4]	-	-	-	-	-	-	-	-	-	-	-	-	-	-
	Atraton	µg/L					-	-	-	-	-	-	-	-	-	-	-	-	-	-
	Atrazine	µg/L	0.01		0.6[#2]	0.6[#2]	-	-	-	-	-	-	-	-	-	-	-	-	-	-
	Azinophos methyl	µg/L	0.02		0.01[#8]	0.01[#8]	-	-	-	-	-	-	-	-	-	-	-	-	-	-

						Location	BH04014	BH04014	BH04014	BH04014	BH04014	BH04014	BH04014	BH04015	BH04015	BH04015	BH04015	BH04015	BH04015	BH04015
						Sampled_Date_Time	27/01/2020	19/02/2020	18/03/2020	20/04/2020	19/05/2020	09/06/2020	22/09/2020	20/11/2019	27/01/2020	20/02/2020	24/03/2020	20/04/2020	20/04/2020	19/05/2020
						Sample_Depth_Avg	0.39	33	33	34	33	36.42	0.82	1.46	0.87	30	30	30	30	30
						Project_ID	LTC - Phase 2	LTC - Phase 2	LTC - Phase 2	LTC - Phase 2 LTM	LTC - Phase 2 LTM	LTC - Phase 2 LTM	LTC - Phase 2 LTM	LTC - Phase 2	LTC - Phase 2	LTC - Phase 2 LTM	LTC - Phase 2 LTM	LTC - Phase 2 LTM	LTC - Phase 2 LTM	LTC - Phase 2
				UK Drinking Water Standards	UK Estuaries and coastal waters EQS	UK Freshwater EQS														
Chem_Group	**Analyte**	**Units**	**MDL**																	
	Baygon	µg/L					-	-	-	-	-	-	-	-	-	-	-	-	-	-
	b-BHC	µg/L	0.01				-	-	-	-	-	-	-	-	-	-	-	-	-	-
	Benazolin	µg/L					-	-	-	-	-	-	-	-	-	-	-	-	-	-
	Bendiocarb	µg/L					-	-	-	-	-	-	-	-	-	-	-	-	-	-
	Bentazone	µg/L			500[#4]	500[#4]	-	-	-	-	-	-	-	-	-	-	-	-	-	-
	Bidrin	µg/L					-	-	-	-	-	-	-	-	-	-	-	-	-	-
	Bromacil	µg/L					-	-	-	-	-	-	-	-	-	-	-	-	-	-
	Bromazil	µg/L					-	-	-	-	-	-	-	-	-	-	-	-	-	-
	Bromophos-ethyl	µg/L					-	-	-	-	-	-	-	-	-	-	-	-	-	-
	Bromoxynil	µg/L			100[#4]	100[#4]	-	-	-	-	-	-	-	-	-	-	-	-	-	-
	Carbaryl	µg/L					-	-	-	-	-	-	-	-	-	-	-	-	-	-
	Carbendazim	µg/L				0.15[#4]	-	-	-	-	-	-	-	-	-	-	-	-	-	-
	Carbetamide	µg/L					-	-	-	-	-	-	-	-	-	-	-	-	-	-
	Carbofuran	µg/L					-	-	-	-	-	-	-	-	-	-	-	-	-	-
	Carbophenothion	µg/L	0.01				-	-	-	-	-	-	-	-	-	-	-	-	-	-
	Carboxin	µg/L					-	-	-	-	-	-	-	-	-	-	-	-	-	-
	Chlorbromuron	µg/L					-	-	-	-	-	-	-	-	-	-	-	-	-	-
	Chlordane (cis)	µg/L	0.01				-	-	-	-	-	-	-	-	-	-	-	-	-	-
	Azinphos Ethyl	µg/L	0.02				-	-	-	-	-	-	-	-	-	-	-	-	-	-
	Chlordane (trans)	µg/L	0.01				-	-	-	-	-	-	-	-	-	-	-	-	-	-
	Chlorfenvinphos	µg/L	0.01		0.1[#2]	0.1[#2]	-	-	-	-	-	-	-	-	-	-	-	-	-	-
	Chloridazon	µg/L					-	-	-	-	-	-	-	-	-	-	-	-	-	-
	Chlorotoluron	µg/L			2[#4]	2[#4]	-	-	-	-	-	-	-	-	-	-	-	-	-	-
	Chlorpyrifos	µg/L	0.01		0.03[#2]		-	-	-	-	-	-	-	-	-	-	-	-	-	-
	Chlorpyrifos-methyl	µg/L	0.01				-	-	-	-	-	-	-	-	-	-	-	-	-	-
	Chlorsulfuron	µg/L					-	-	-	-	-	-	-	-	-	-	-	-	-	-
	Clopyralid	µg/L					-	-	-	-	-	-	-	-	-	-	-	-	-	-

						Location	BH04014	BH04014	BH04014	BH04014	BH04014	BH04014	BH04014	BH04015	BH04015	BH04015	BH04015	BH04015	BH04015	BH04015
						Sampled_Date_Time	27/01/2020	19/02/2020	18/03/2020	20/04/2020	19/05/2020	09/06/2020	22/09/2020	20/11/2019	27/01/2020	20/02/2020	24/03/2020	20/04/2020	20/04/2020	19/05/2020
						Sample_Depth_Avg	0.39	33	33	34	33	36.42	0.82	1.46	0.87	30	30	30	30	30
						Project_ID	LTC - Phase 2	LTC - Phase 2	LTC - Phase 2	LTC - Phase 2 LTM	LTC - Phase 2 LTM	LTC - Phase 2 LTM	LTC - Phase 2 LTM	LTC - Phase 2	LTC - Phase 2	LTC - Phase 2 LTM	LTC - Phase 2 LTM	LTC - Phase 2 LTM	LTC - Phase 2 LTM	LTC - Phase 2
				UK Drinking Water Standards	UK Estuaries and coastal waters EQS	UK Freshwater EQS														
Chem_Group	**Analyte**	**Units**	**MDL**																	
	Coumaphos	µg/L	0.01		0.03[#4]	0.03[#4]	-	-	-	-	-	-	-	-	-	-	-	-	-	-
	Cyanazine	µg/L	0.01				-	-	-	-	-	-	-	-	-	-	-	-	-	-
	Cyproconazole	µg/L					-	-	-	-	-	-	-	-	-	-	-	-	-	-
	Cyromazine	µg/L					-	-	-	-	-	-	-	-	-	-	-	-	-	-
	d-BHC	µg/L	0.01				-	-	-	-	-	-	-	-	-	-	-	-	-	-
	DDD	µg/L	0.01		0.00625[#42]	0.00625[#42]	-	-	-	-	-	-	-	-	-	-	-	-	-	-
	DDT	µg/L	0.01		0.01[#45]	0.01[#45]	-	-	-	-	-	-	-	-	-	-	-	-	-	-
	Deisopropylatrazine	µg/L					-	-	-	-	-	-	-	-	-	-	-	-	-	-
	Chlorothalonil	µg/L	0.01			0.035[#2]	-	-	-	-	-	-	-	-	-	-	-	-	-	-
	Deethylatrazine	µg/L					-	-	-	-	-	-	-	-	-	-	-	-	-	-
	Demeton-S-methyl	µg/L	0.01				-	-	-	-	-	-	-	-	-	-	-	-	-	-
	Diazinon	µg/L	0.01		0.01[#2]	0.01[#2]	-	-	-	-	-	-	-	-	-	-	-	-	-	-
	Dicamba	µg/L					-	-	-	-	-	-	-	-	-	-	-	-	-	-
	Dichlobenil	µg/L	0.01				-	-	-	-	-	-	-	-	-	-	-	-	-	-
	Dichlorvos	µg/L	0.01		0.04[#4]	0.001[#4]	-	-	-	-	-	-	-	-	-	-	-	-	-	-
	Diclofop	µg/L					-	-	-	-	-	-	-	-	-	-	-	-	-	-
	Dieldrin	µg/L	0.01	0.03[#1]	0.00125[#43]	0.0025[#44]	-	-	-	-	-	-	-	-	-	-	-	-	-	-
	Difenoconazole	µg/L					-	-	-	-	-	-	-	-	-	-	-	-	-	-
	Difenoxuron	µg/L					-	-	-	-	-	-	-	-	-	-	-	-	-	-
	Diflubenzuron	µg/L			0.005[#4]	0.001[#4]	-	-	-	-	-	-	-	-	-	-	-	-	-	-
	Diflufenican	µg/L					-	-	-	-	-	-	-	-	-	-	-	-	-	-
	Dimethoate	µg/L	0.01		0.48[#2]	0.48[#2]	-	-	-	-	-	-	-	-	-	-	-	-	-	-
	Dinoseb	µg/L					-	-	-	-	-	-	-	-	-	-	-	-	-	-
	Disulfoton	µg/L	0.01				-	-	-	-	-	-	-	-	-	-	-	-	-	-
	Diuron	µg/L			0.2[#2]	0.2[#2]	-	-	-	-	-	-	-	-	-	-	-	-	-	-
	Endosulfan I	µg/L	0.01				-	-	-	-	-	-	-	-	-	-	-	-	-	-
	Endosulfan II	µg/L	0.02				-	-	-	-	-	-	-	-	-	-	-	-	-	-

						Location	BH04014	BH04014	BH04014	BH04014	BH04014	BH04014	BH04014	BH04015	BH04015	BH04015	BH04015	BH04015	BH04015	BH04015
						Sampled_Date_Time	27/01/2020	19/02/2020	18/03/2020	20/04/2020	19/05/2020	09/06/2020	22/09/2020	20/11/2019	27/01/2020	20/02/2020	24/03/2020	20/04/2020	20/04/2020	19/05/2020
						Sample_Depth_Avg	0.39	33	33	34	33	36.42	0.82	1.46	0.87	30	30	30	30	30
						Project_ID	LTC - Phase 2	LTC - Phase 2	LTC - Phase 2	LTC - Phase 2 LTM	LTC - Phase 2 LTM	LTC - Phase 2 LTM	LTC - Phase 2 LTM	LTC - Phase 2	LTC - Phase 2	LTC - Phase 2 LTM	LTC - Phase 2 LTM	LTC - Phase 2 LTM	LTC - Phase 2 LTM	LTC - Phase 2
				UK Drinking Water Standards	UK Estuaries and coastal waters EQS	UK Freshwater EQS														
Chem_Group	**Analyte**	**Units**	**MDL**																	
	Endosulfan sulphate	µg/L	0.02				-	-	-	-	-	-	-	-	-	-	-	-	-	-
	Endrin	µg/L	0.01		0.00125[#43]	0.0025[#44]	-	-	-	-	-	-	-	-	-	-	-	-	-	-
	s-Ethyl dipropylthiocarbamate	µg/L					-	-	-	-	-	-	-	-	-	-	-	-	-	-
	Ethiofencarb	µg/L					-	-	-	-	-	-	-	-	-	-	-	-	-	-
	Ethion	µg/L	0.01				-	-	-	-	-	-	-	-	-	-	-	-	-	-
	Ethoprop	µg/L					-	-	-	-	-	-	-	-	-	-	-	-	-	-
	Ethofumesate	µg/L					-	-	-	-	-	-	-	-	-	-	-	-	-	-
	Etridiazole	µg/L	0.01				-	-	-	-	-	-	-	-	-	-	-	-	-	-
	Fenamiphos	µg/L					-	-	-	-	-	-	-	-	-	-	-	-	-	-
	Fenarimol	µg/L					-	-	-	-	-	-	-	-	-	-	-	-	-	-
	Fenitrothion	µg/L	0.01		0.01[#4]	0.01[#4]	-	-	-	-	-	-	-	-	-	-	-	-	-	-
	Fensulfothion	µg/L					-	-	-	-	-	-	-	-	-	-	-	-	-	-
	Fenhexamid	µg/L					-	-	-	-	-	-	-	-	-	-	-	-	-	-
	Fenoxycarb	µg/L					-	-	-	-	-	-	-	-	-	-	-	-	-	-
	Fenthion	µg/L	0.01				-	-	-	-	-	-	-	-	-	-	-	-	-	-
	Fenpropimorf	µg/L					-	-	-	-	-	-	-	-	-	-	-	-	-	-
	Fluroxypyr	µg/L					-	-	-	-	-	-	-	-	-	-	-	-	-	-
	Flutolanil	µg/L					-	-	-	-	-	-	-	-	-	-	-	-	-	-
	Fonofos	µg/L					-	-	-	-	-	-	-	-	-	-	-	-	-	-
	EPTC	µg/L					-							-	-					
	g-BHC (Lindane)	µg/L	0.01				-	-	-	-	-	-	-	-	-	-	-	-	-	-
	Haloxyfop-methyl	µg/L					-	-	-	-	-	-	-	-	-	-	-	-	-	-
	Thifensulfuron	µg/L					-	-	-	-	-	-	-	-	-	-	-	-	-	-
	Heptachlor	µg/L	0.01	0.03[#1]			-	-	-	-	-	-	-	-	-	-	-	-	-	-
	Hexaconazole	µg/L					-	-	-	-	-	-	-	-	-	-	-	-	-	-
	Hexazinone	µg/L					-	-	-	-	-	-	-	-	-	-	-	-	-	-
	Hydroxyatrazine	µg/L					-	-	-	-	-	-	-	-	-	-	-	-	-	-

						Location	BH04014	BH04014	BH04014	BH04014	BH04014	BH04014	BH04014	BH04015	BH04015	BH04015	BH04015	BH04015	BH04015	BH04015
						Sampled_Date_Time	27/01/2020	19/02/2020	18/03/2020	20/04/2020	19/05/2020	09/06/2020	22/09/2020	20/11/2019	27/01/2020	20/02/2020	24/03/2020	20/04/2020	20/04/2020	19/05/2020
						Sample_Depth_Avg	0.39	33	33	34	33	36.42	0.82	1.46	0.87	30	30	30	30	30
						Project_ID	LTC - Phase 2	LTC - Phase 2	LTC - Phase 2	LTC - Phase 2 LTM	LTC - Phase 2 LTM	LTC - Phase 2 LTM	LTC - Phase 2 LTM	LTC - Phase 2	LTC - Phase 2	LTC - Phase 2 LTM	LTC - Phase 2 LTM	LTC - Phase 2 LTM	LTC - Phase 2 LTM	LTC - Phase 2
				UK Drinking Water Standards	UK Estuaries and coastal waters EQS	UK Freshwater EQS														
Chem_Group	**Analyte**	**Units**	**MDL**																	
	Iprodione	µg/L					-	-	-	-	-	-	-	-	-	-	-	-	-	-
	Isodrin	µg/L	0.01		0.00125[#43]	0.0025[#44]	-	-	-	-	-	-	-	-	-	-	-	-	-	-
	Isoproturon	µg/L			0.3[#2]	0.3[#2]	-	-	-	-	-	-	-	-	-	-	-	-	-	-
	Linuron	µg/L			0.5[#2]	0.5[#2]	-	-	-	-	-	-	-	-	-	-	-	-	-	-
	Malathion	µg/L	0.01		0.02[#4]	0.01[#4]	-	-	-	-	-	-	-	-	-	-	-	-	-	-
	2-Methyl-4-chlorophenoxyacetic acid	µg/L					-	-	-	-	-	-	-	-	-	-	-	-	-	-
	2-Methyl-4-Chlorophenoxy Butanoic Acid	µg/L					-	-	-	-	-	-	-	-	-	-	-	-	-	-
	Mecoprop	µg/L			18[#2]	18[#2]	-	-	-	-	-	-	-	-	-	-	-	-	-	-
	Mefenpyr-diethyl	µg/L					-	-	-	-	-	-	-	-	-	-	-	-	-	-
	Metachlor	µg/L	0.01		0.3[#2]	0.3[#2]	-	-	-	-	-	-	-	-	-	-	-	-	-	-
	Metalaxyl	µg/L					-	-	-	-	-	-	-	-	-	-	-	-	-	-
	Methamidophos	µg/L					-	-	-	-	-	-	-	-	-	-	-	-	-	-
	Methidathion	µg/L					-	-	-	-	-	-	-	-	-	-	-	-	-	-
	Methiocarb	µg/L				0.01[#4]	-	-	-	-	-	-	-	-	-	-	-	-	-	-
	Methomyl	µg/L					-	-	-	-	-	-	-	-	-	-	-	-	-	-
	Methoxychlor	µg/L	0.01				-	-	-	-	-	-	-	-	-	-	-	-	-	-
	Methoxyfenozide	µg/L					-	-	-	-	-	-	-	-	-	-	-	-	-	-
	Methyl parathion	µg/L	0.01				-	-	-	-	-	-	-	-	-	-	-	-	-	-
	Metolachlor	µg/L					-	-	-	-	-	-	-	-	-	-	-	-	-	-
	Metoxuron	µg/L					-	-	-	-	-	-	-	-	-	-	-	-	-	-
	Metsulfuron Methyl	µg/L					-	-	-	-	-	-	-	-	-	-	-	-	-	-
	Mevinphos (Phosdrin)	µg/L	0.01			0.02(MAC)[#46]	-	-	-	-	-	-	-	-	-	-	-	-	-	-
	Molinate	µg/L					-	-	-	-	-	-	-	-	-	-	-	-	-	-
	Monlinuran	µg/L					-	-	-	-	-	-	-	-	-	-	-	-	-	-
	Monocrotophos	µg/L					-	-	-	-	-	-	-	-	-	-	-	-	-	-
	Napropamide	µg/L					-	-	-	-	-	-	-	-	-	-	-	-	-	-
	Flusilazole (NuStar)	µg/L					-	-	-	-	-	-	-	-	-	-	-	-	-	-

						Location	BH04014	BH04014	BH04014	BH04014	BH04014	BH04014	BH04014	BH04015	BH04015	BH04015	BH04015	BH04015	BH04015	BH04015
						Sampled_Date_Time	27/01/2020	19/02/2020	18/03/2020	20/04/2020	19/05/2020	09/06/2020	22/09/2020	20/11/2019	27/01/2020	20/02/2020	24/03/2020	20/04/2020	20/04/2020	19/05/2020
						Sample_Depth_Avg	0.39	33	33	34	33	36.42	0.82	1.46	0.87	30	30	30	30	30
						Project_ID	LTC - Phase 2	LTC - Phase 2	LTC - Phase 2	LTC - Phase 2 LTM	LTC - Phase 2 LTM	LTC - Phase 2 LTM	LTC - Phase 2 LTM	LTC - Phase 2	LTC - Phase 2	LTC - Phase 2 LTM	LTC - Phase 2 LTM	LTC - Phase 2 LTM	LTC - Phase 2 LTM	LTC - Phase 2
				UK Drinking Water Standards	UK Estuaries and coastal waters EQS	UK Freshwater EQS														
Chem_Group	**Analyte**	**Units**	**MDL**																	
	o,p-DDD	µg/L	0.01				-	-	-	-	-	-	-	-	-	-	-	-	-	-
	o,p'-DDE	µg/L	0.01				-	-	-	-	-	-	-	-	-	-	-	-	-	-
	o,p-Methoxychlor	µg/L	0.01				-	-	-	-	-	-	-	-	-	-	-	-	-	-
	Omethoate	µg/L	0.01			0.01[#4]	-	-	-	-	-	-	-	-	-	-	-	-	-	-
	Oxamyl	µg/L					-	-	-	-	-	-	-	-	-	-	-	-	-	-
	Paclobutrazol	µg/L					-	-	-	-	-	-	-	-	-	-	-	-	-	-
	Methyl Paraoxon	µg/L					-	-	-	-	-	-	-	-	-	-	-	-	-	-
	Parathion	µg/L	0.01				-	-	-	-	-	-	-	-	-	-	-	-	-	-
	Pendimethalin	µg/L	0.01			0.3[#2]	-	-	-	-	-	-	-	-	-	-	-	-	-	-
	Imidacloprid	µg/L					-	-	-	-	-	-	-	-	-	-	-	-	-	-
	Permethrin	µg/L	0.01		0.0002[#4]	0.001[#4]	-	-	-	-	-	-	-	-	-	-	-	-	-	-
	Permethrin II	µg/L	0.01				-	-	-	-	-	-	-	-	-	-	-	-	-	-
	Phorate	µg/L	0.01				-	-	-	-	-	-	-	-	-	-	-	-	-	-
	Phosmet	µg/L					-	-	-	-	-	-	-	-	-	-	-	-	-	-
	Lenacil	µg/L					-	-	-	-	-	-	-	-	-	-	-	-	-	-
	Picloram	µg/L					-	-	-	-	-	-	-	-	-	-	-	-	-	-
	Picoxystrobin	µg/L					-	-	-	-	-	-	-	-	-	-	-	-	-	-
	Pirimicarb	µg/L			1[#4]	1[#4]	-	-	-	-	-	-	-	-	-	-	-	-	-	-
	Pirimiphos-methyl	µg/L	0.01		0.015[#4]	0.015[#4]	-	-	-	-	-	-	-	-	-	-	-	-	-	-
	Pirimphos-ethyl	µg/L					-	-	-	-	-	-	-	-	-	-	-	-	-	-
	Prochloraz	µg/L			4[#4]	4[#4]	-	-	-	-	-	-	-	-	-	-	-	-	-	-
	Profenofos	µg/L					-	-	-	-	-	-	-	-	-	-	-	-	-	-
	Promecarb	µg/L					-	-	-	-	-	-	-	-	-	-	-	-	-	-
	Prometon	µg/L					-	-	-	-	-	-	-	-	-	-	-	-	-	-
	Prometryn	µg/L	0.01				-	-	-	-	-	-	-	-	-	-	-	-	-	-
	Pronamide	µg/L	0.01		100[#4]	100[#4]	-	-	-	-	-	-	-	-	-	-	-	-	-	-
	Propanil	µg/L					-	-	-	-	-	-	-	-	-	-	-	-	-	-

						Location	BH04014	BH04014	BH04014	BH04014	BH04014	BH04014	BH04014	BH04015	BH04015	BH04015	BH04015	BH04015	BH04015	BH04015
						Sampled_Date_Time	27/01/2020	19/02/2020	18/03/2020	20/04/2020	19/05/2020	09/06/2020	22/09/2020	20/11/2019	27/01/2020	20/02/2020	24/03/2020	20/04/2020	20/04/2020	19/05/2020
						Sample_Depth_Avg	0.39	33	33	34	33	36.42	0.82	1.46	0.87	30	30	30	30	30
						Project_ID	LTC - Phase 2	LTC - Phase 2	LTC - Phase 2	LTC - Phase 2 LTM	LTC - Phase 2 LTM	LTC - Phase 2 LTM	LTC - Phase 2 LTM	LTC - Phase 2	LTC - Phase 2	LTC - Phase 2 LTM	LTC - Phase 2 LTM	LTC - Phase 2 LTM	LTC - Phase 2 LTM	LTC - Phase 2
				UK Drinking Water Standards	UK Estuaries and coastal waters EQS	UK Freshwater EQS														
Chem_Group	**Analyte**	**Units**	**MDL**																	
	Propazine	µg/L	0.01				-	-	-	-	-	-	-	-	-	-	-	-	-	-
	Propham	µg/L					-	-	-	-	-	-	-	-	-	-	-	-	-	-
	Propiconazole	µg/L					-	-	-	-	-	-	-	-	-	-	-	-	-	-
	Propoxycarbazone-sodium	µg/L					-	-	-	-	-	-	-	-	-	-	-	-	-	-
	Pursuit	µg/L					-	-	-	-	-	-	-	-	-	-	-	-	-	-
	Pyriproxyfen	µg/L					-	-	-	-	-	-	-	-	-	-	-	-	-	-
	Quinclorac	µg/L					-	-	-	-	-	-	-	-	-	-	-	-	-	-
	Quinoxyfen	µg/L					-	-	-	-	-	-	-	-	-	-	-	-	-	-
	Savey	µg/L					-	-	-	-	-	-	-	-	-	-	-	-	-	-
	Sethoxydim	µg/L					-	-	-	-	-	-	-	-	-	-	-	-	-	-
	Simazine	µg/L	0.01		1[#2]	1[#2]	-	-	-	-	-	-	-	-	-	-	-	-	-	-
	Tebuthiuron	µg/L					-	-	-	-	-	-	-	-	-	-	-	-	-	-
	Terbutryn	µg/L	0.01				-	-	-	-	-	-	-	-	-	-	-	-	-	-
	Terbuthylazine	µg/L					-	-	-	-	-	-	-	-	-	-	-	-	-	-
	Terbutylazine	µg/L					-							-	-					
	Phosalone	µg/L	0.01				-	-	-	-	-	-	-	-	-	-	-	-	-	-
	Phosphamidon	µg/L	0.01				-	-	-	-	-	-	-	-	-	-	-	-	-	-
	Thiobencarb	µg/L					-	-	-	-	-	-	-	-	-	-	-	-	-	-
	Thiophanate-methyl	µg/L					-	-	-	-	-	-	-	-	-	-	-	-	-	-
	Triadimefon	µg/L	0.01				-	-	-	-	-	-	-	-	-	-	-	-	-	-
	Triadimenol	µg/L					-	-	-	-	-	-	-	-	-	-	-	-	-	-
	Triallate	µg/L	0.01		0.25[#4]	0.25[#4]	-	-	-	-	-	-	-	-	-	-	-	-	-	-
	Triasulfuron	µg/L					-	-	-	-	-	-	-	-	-	-	-	-	-	-
	Tributyl phosphate	µg/L	0.01		50[#4]	50[#4]	-	-	-	-	-	-	-	-	-	-	-	-	-	-
	Triclopyr	µg/L					-	-	-	-	-	-	-	-	-	-	-	-	-	-
	Triclosan	µg/L					-	-	-	-	-	-	-	-	-	-	-	-	-	-
	Trifluralin	µg/L	0.01		0.03[#2]	0.03[#2]	-	-	-	-	-	-	-	-	-	-	-	-	-	-

						Location	BH04014	BH04014	BH04014	BH04014	BH04014	BH04014	BH04014	BH04015	BH04015	BH04015	BH04015	BH04015	BH04015	BH04015
						Sampled_Date_Time	27/01/2020	19/02/2020	18/03/2020	20/04/2020	19/05/2020	09/06/2020	22/09/2020	20/11/2019	27/01/2020	20/02/2020	24/03/2020	20/04/2020	20/04/2020	19/05/2020
						Sample_Depth_Avg	0.39	33	33	34	33	36.42	0.82	1.46	0.87	30	30	30	30	30
						Project_ID	LTC - Phase 2	LTC - Phase 2	LTC - Phase 2	LTC - Phase 2 LTM	LTC - Phase 2 LTM	LTC - Phase 2 LTM	LTC - Phase 2 LTM	LTC - Phase 2	LTC - Phase 2	LTC - Phase 2 LTM	LTC - Phase 2 LTM	LTC - Phase 2 LTM	LTC - Phase 2 LTM	LTC - Phase 2
				UK Drinking Water Standards	UK Estuaries and coastal waters EQS	UK Freshwater EQS														
Chem_Group	**Analyte**	**Units**	**MDL**																	
	Tebuconazole	µg/L					-	-	-	-	-	-	-	-	-	-	-	-	-	-
	Telodrin	µg/L	0.01				-	-	-	-	-	-	-	-	-	-	-	-	-	-
	Triazophos	µg/L	0.01		0.005[#4]	0.005[#4]	-	-	-	-	-	-	-	-	-	-	-	-	-	-
	Tricyclazole	µg/L					-	-	-	-	-	-	-	-	-	-	-	-	-	-
Surrogate	Surrogate Value	%					-	-	-	-	-	-	-	-	-	-	-	-	-	-
SVOC TIC	SVOC TICS - Detect	Detect					-	-	-	-	-	-	-	-	-	-	-	-	-	-
	SVOC Tentatively Identified Compounds	µg/L	10				-	-	-	-	-	-	-	-	-	-	-	-	-	-
VOC TIC	VOC TICs - Detect	Detect					-	-	-	-	-	-	-	-	-	-	-	-	-	-
	VOC Tentatively Identified Compounds	µg/l	10				-	-	-	-	-	-	-	-	-	-	-	-	-	-
Other	Biochemical Oxygen Demand (5-day test)	µg/L	1000				-	-	-	-	-	-	<1000	-	-	-	-	-	-	-
	Redox	mV					-	-	-	-	-	-	-	-	-	-	-	-	-	-
	Salinity (no units)	PSS-78					<2							-	<2					
	Conductivity @ 20oC	µS/cm	5				922	831	871	825	844	824	839	816	860	884	1120	838	856	2620
	Total Dissolved Solids (Filtered)	mg/L	10				657	638	616	600	619	656	651	615	613	652	817	606	600	2120
	Biological Oxygen Demand	mg/L	1				4.19	<1	<1	<1	<1	<1	-	<1	<1	<1	<1	<1	<1	<1
	Chemical Oxygen Demand	mg/L	7				23.3	<7	11.1	<7	<7	<7	<7	7.94	<7	8.29	<7	8.97	<7	26.4
	Dissolved Organic Carbon (Filtered)	µg/L	3000				4710	3010	<3000	<3000	<3000	<3000	3100	<3000	<3000	<3000	<3000	<3000	<3000	<3000
	pH (Lab)	pH_Units	1	6.5-9.5[#1]	6-8.5(MAC)[#46]	6-9(MAC)[#46]	8.1	8.1	7.55	7.31	7.52	7.59	7.33	7.77	8.06	7.71	7.43	7.26	7.24	7.46
	Total Organic Carbon	mg/l	3				-							-	-					

Environmental Standards Comments

						Location	BH04014	BH04014	BH04014	BH04014	BH04014	BH04014	BH04014	BH04015	BH04015	BH04015	BH04015	BH04015	BH04015	BH04015
						Sampled_Date_Time	27/01/2020	19/02/2020	18/03/2020	20/04/2020	19/05/2020	09/06/2020	22/09/2020	20/11/2019	27/01/2020	20/02/2020	24/03/2020	20/04/2020	20/04/2020	19/05/2020
						Sample_Depth_Avg	0.39	33	33	34	33	36.42	0.82	1.46	0.87	30	30	30	30	30
						Project_ID	LTC - Phase 2	LTC - Phase 2	LTC - Phase 2	LTC - Phase 2 LTM	LTC - Phase 2 LTM	LTC - Phase 2 LTM	LTC - Phase 2 LTM	LTC - Phase 2	LTC - Phase 2	LTC - Phase 2 LTM	LTC - Phase 2 LTM	LTC - Phase 2 LTM	LTC - Phase 2 LTM	LTC - Phase 2
				UK Drinking Water Standards	UK Estuaries and coastal waters EQS	UK Freshwater EQS														
Chem_Group	**Analyte**	**Units**	**MDL**																	

#1:Water Supply (Water Quality) Regulations 2016.
#2:Water Framework Directive (Standards and Classification) Directions (England and Wales) 2015.
#3:Operational Targets and EQS. EA, April 2018
#4:Water Framework Directive (Standards & Classification) Directions (England & Wales) 2015. Dissolved fraction.
#5:Water Framework Directive (Standards & Classification) Directions (England & Wales) 2015. Dissolved fraction. Lowest criteria presented (<40mg/l of CaCO3). See 'further assessment' if criteria exceeded and hardness (CaCO3) data available.
#6:Water Framework Directive (Standards and Classification) Directions (England and Wales) 2015. Dissolved Fraction. If hexavalent chromium (CrVI) data is available, a value of 4.7µg/l may be appropriate for the remaining trivalent chromium (CrIII).
#7:Operational Targets and EQS. EA, April 2018. Dissolved fraction.
#8:Water Framework Directive (Standards and Classification) Directions (England and Wales) 2015. Dissolved Fraction. If DOC >1mg/l then a higher criteria applies [3.76+(2.677x((DOC/2)-0.5))]
#9:Water Framework Directive (Standards & Classification) Directions (England & Wales) 2015. Dissolved & bioavailable (bio) fraction plus background. M-BAT tool to assess: http://wfduk.org/resources/rivers-lakes-metal-bioavailability-assessment-tool-m-bat
#10:Water Framework Directive (Standards & Classification) Directions (England & Wales) 2015. Bioavailable (bio) fraction. M-BAT tool to assess: http://wfduk.org/resources/rivers-lakes-metal-bioavailability-assessment-tool-m-bat
#11:Water Framework Directive (Standards and Classification) Directions (England and Wales) 2015. Dissolved Fraction. MAC adopted in absence of AA value.
#12:Guidelines for Drinking-water Quality, 4th Edition. WHO, 2011. Informal value.
#13:Operational Targets and EQS. EA, April 2018.
#14:Operational Targets and EQS. EA, April 2018. Lowest criteria presented (<200mg/l CaCO3). See 'further assessment' values if criteria exceeded and hardness (CaCO3) data available.
#15:Guidelines for Drinking-water Quality, 4th Edition. WHO, 2011. Based on taste rather than a formal guideline.
#16:Operational Targets and EQS. EA, April 2018. Dissolved plus ambient background concentration. For saltwater, an Ambient Background Concentration of 1.1 µg/l has been used.
#17:Water Framework Directive (Standards and Classification) Directions (England and Wales) 2015. Indicator of 'good' status (90%ile) - Ammonia standard for lakes and rivers (total ammonia as nitrogen).
#18:Operational Targets and EQS. EA, April 2018. Dissolved fraction. Lowest criteria presented (<50 mg/l CaCO3). See 'further assessment' values if criteria exceeded and hardness (CaCO3) data available.
#19:Water Supply (Water Quality) Regulations 2016. As NO3.
#20:Water Supply (Water Quality) Regulations 2016. As NO2

						Location	BH04014	BH04014	BH04014	BH04014	BH04014	BH04014	BH04014	BH04015	BH04015	BH04015	BH04015	BH04015	BH04015	BH04015
						Sampled_Date_Time	27/01/2020	19/02/2020	18/03/2020	20/04/2020	19/05/2020	09/06/2020	22/09/2020	20/11/2019	27/01/2020	20/02/2020	24/03/2020	20/04/2020	20/04/2020	19/05/2020
						Sample_Depth_Avg	0.39	33	33	34	33	36.42	0.82	1.46	0.87	30	30	30	30	30
						Project_ID	LTC - Phase 2	LTC - Phase 2	LTC - Phase 2	LTC - Phase 2 LTM	LTC - Phase 2 LTM	LTC - Phase 2 LTM	LTC - Phase 2 LTM	LTC - Phase 2	LTC - Phase 2	LTC - Phase 2 LTM	LTC - Phase 2 LTM	LTC - Phase 2 LTM	LTC - Phase 2 LTM	LTC - Phase 2
				UK Drinking Water Standards	UK Estuaries and coastal waters EQS	UK Freshwater EQS														
Chem_Group	**Analyte**	**Units**	**MDL**																	

#21:Water Supply (Water Quality) Regulations 2016. As SO4.
#22:Water Supply (Water Quality) Regulations 2016. Value of 0.1µg/l for PAH split between four individual PAH. Requires summation of benzo(b)fluoranthene, benzo(k)fluoranthene, benzo(ghiperylene and indeno(123cd)pyrene to use 0.1µg/l value.
#23:Water Framework Directive (Standards and Classification) Directions (England and Wales) 2015. Benzo(a)pyrene can be considered as a marker for other PAH for comparison with the corresponding AA-EQS in water.
#24:No UK DWS for total petroleum hydrocarbons (TPH), or speciated TPH fractions. A value of 10 µg/l is adopted for sum TPH based on the rescinded Private Water Supply Regulations, 1991.
#25:No UK EQS for total petroleum hydrocarbons (TPH), or speciated TPH fractions. A value of 50 µg/l is adopted for sum TPH protection of surface water based on 50µg/l-1000µg/l (Surface Waters (Abstraction for Drinking Water) Regulations 1989).
#26:Guidelines for Drinking-water Quality, 4th Edition. WHO, 2011
#27:Proposed Environmental Quality Standard, in absence of legislative standard (Ayscough et al., 2002). https://assets.publishing.service.gov.uk/government/uploads/system/uploads/attachment_data/file/291223/sp2-115-tr4-e-e.pdf
#28:Guidelines for Drinking-water Quality, 4th Edition. WHO, 2011. Value of 500µg/l for sum xylenes split between isomers. Requires summation of m,p & o isomers to use 500µg/l value.
#29:Operational Targets and EQS. EA, April 2018. Value of 30µg/l for sum xylenes split between isomers. Requires summation of m,p & o isomers to use 30µg/l value.
#30:The taste and odour threshold of 15µg/l is commonly adopted as a guide.
#31:The taste and odour threshold of 15µg/l is commonly adopted as a guide. In situations where there is no risk to a drinking water supply or aquifer, a PNEC value of 2,600µg/l may be used.
#32:Water Framework Directive (Standards and Classification) Directions (England and Wales) 2015. Value of 140µg/l for tetrachloroethane split between 2 isomers. Requires summation of 2 isomers to use 140µg/l value.
#33:Guidelines for Drinking-water Quality, 4th Edition. WHO, 2011. In Scotland a value of 200µg/l is used (WAT-PS-10-01).
#34:US EPA Regional Screening Levels, May 2019. https://www.epa.gov/risk/regional-screening-levels-rsls-generic-tables
#35:Guidelines for Drinking-water Quality, 4th Edition. WHO, 2011. In Scotland a value of 7µg/l is used (WAT-PS-10-01).
#36:Water Supply (Water Quality) Regulations 2016. Value of 100µg/l for sum trihalomethanes split between individual compounds. Requires summation of chloroform, bromoform, chlorodibromomethane and bromodichloromethane to use 100µg/l value.
#37:Guidelines for Drinking-water Quality, 4th Edition. WHO, 2011. Value of 50µg/l for sum cis & trans-DCE split between isomers. Requires summation of cis & trans-DCE isomers to use 50µg/l value.
#38:Water Supply (Water Quality) Regulations 2016. Value of 10µg/l for sum of TCE & PCE split between individual compounds. Requires summation of TCE & PCE to use 10µg/l value.
#39:Water Framework Directive (Standards and Classification) Directions (England and Wales) 2015. Value of 0.4µg/l for sum isomers split between 3 isomers. Requires summation of isomers to use 0.4µg/l value.
#40:Water Framework Directive (Standards and Classification) Directions (England and Wales) 2015. Value of 20µg/l for sum isomers split between 3 isomers. Requires summation of isomers to use 20µg/l value.
#41:Position statement (WAT-PS-10-01), SEPA August 2014.
#42:Water Framework Directive (Standards and Classification) Directions (England and Wales) 2015. Value of 0.025µg/l for sum DDT isomers split between 4 isomers. Requires summation of 4 isomers to use 0.025µg/l value.
#43:Water Framework Directive (Standards and Classification) Directions (England and Wales) 2015. Value of 0.005µg/l for sum isomers split between 4 isomers. Requires summation of isomers to use 0.005µg/l value.
#44:Water Framework Directive (Standards and Classification) Directions (England and Wales) 2015. Value of 0.01µg/l for sum isomers split between 4 isomers. Requires summation of isomers to use 0.01µg/l value.
#45:Water Framework Directive (Standards and Classification) Directions (England and Wales) 2015. Relates to p,p-DDT (CAS 50-29-3)
#46:Operational Targets and EQS. EA, April 2018. Maximum Allowable Concentration (MAC) adopted in absence of Annual Average (AA) value.

Key

<0.6	Result MDL exceeds GAC
27.8	Result exceeds GAC
-	Determinand not tested for

Notes

Where a range is given a determinand has been analysed for by more than one method

						Location	BH04015	BH04017	BH04017	BH04017	BH04017	BH04017	BH04017	BH04017	BH04017	BH04017	BH04017	BH04019	BH04019
						Sampled_Date_Time	09/06/2020	07/11/2019	23/01/2020	25/02/2020	25/02/2020	06/04/2020	22/04/2020	27/05/2020	17/06/2020	17/06/2020	25/09/2020	26/11/2019	16/01/2020
						Sample_Depth_Avg	32.37	2.32	0.5	32	32	32	32	32	32.5	32.5	0.97	1.04	2.85
						Project_ID	LTC - Phase 2 LTM	LTC - Phase 2	LTC - Phase 2	LTC - Phase 2 LTM	LTC - Phase 2 LTM	LTC - Phase 2 LTM	LTC - Phase 2 LTM	LTC - Phase 2 LTM	LTC - Phase 2 LTM	LTC - Phase 2	LTC - Phase 2 LTM	LTC - Phase 2	LTC - Phase 2
				UK Drinking Water Standards	UK Estuaries and coastal waters EQS	UK Freshwater EQS													
Chem_Group	**Analyte**	**Units**	**MDL**																
Metals	Antimony	µg/L	4	5[#1]			-	-	-	<4	<4	-	-	-	-	-	-	-	-
	Antimony (Filtered)	µg/L	1	5[#1]				-	-	-	-							-	-
	Arsenic	µg/L	2	10[#1]	25[#2]	50[#2]	<2	-	-	<2	<2	<2	<2	<2	<2	<2	<2	-	-
	Arsenic (Filtered)	µg/L	0.5	10[#1]	25[#2]	50[#2]	<0.5	<0.5	<0.5	<0.5	<0.5	<0.5	<0.5	<0.5	<0.5	<0.5	<0.5	<0.5	2.24
	Barium (Filtered)	µg/L	0.2	1300[#3]				-	-	-	-							-	-
	Beryllium (Filtered)	µg/L	0.1					-	-	-	-							-	-
	Boron	µg/L	20	1000[#1]	7000[#4]	2000[#4]	49.5	-	-	38.2	32.4	<20	25.4	24.5	24	<20	23.6	-	-
	Boron (Filtered)	µg/L	10	1000[#1]	7000[#4]	2000[#4]	47	23.7	20.9	26.2	22.3	18.7	24.4	17.7	19.4	18.9	22.8	59.6	149
	Cadmium	µg/L	0.5	5[#1]	0.2[#5]	0.08[#6]	<0.5	-	-	<0.5	<0.5	<0.5	<0.5	<0.5	<0.5	<0.5	<0.5	-	-
	Cadmium (Filtered)	µg/L	0.08	5[#1]	0.2[#5]	0.08[#6]	<0.08	<0.08	<0.08	<0.08	<0.08	<0.08	<0.08	<0.08	<0.08	<0.08	<0.08	<0.08	<0.08
	Chromium (hexavalent) (Filtered)	µg/L	3		0.6[#5]	3.4[#5]	<3	4.35	6.32	7.18	7.08	10.5	6	5.91	5.04	5.04	5.67	<3	<3
	Chromium	µg/L	3	50[#1]	0.6[#5]	3.4[#7]	<3	-	-	6.06	6.3	6.58	6.25	5.65	5.15	5.09	5.54	-	-
	Chromium (Filtered)	µg/L	1	50[#1]	0.6[#5]	3.4[#7]	<1	3.89	5.29	6.06	5.66	4.74	5.61	5.14	5.67	5.27	4.96	<1	<1
	Chromium (Trivalent) (Filtered)	µg/L	3			4.7[#5]	<3	<3	<3	<3	<3	<3	<3	<3	<3	<3	<3	<3	<3
	Cobalt (Filtered)	µg/L	0.5		3[#8]	3[#8]	<0.5	<0.5	<0.5	<0.5	<0.5	<0.5	<0.5	<0.5	<0.5	<0.5	<0.5	2.12	1.22
	Copper	µg/L	1	2000[#1]	3.76[#9]	1(bio)[#10]	1.31	-	-	1.33	1.06	<1	1.58	<1	1.43	<1	1.07	-	-
	Copper (Filtered)	µg/L	0.3	2000[#1]	3.76[#9]	1(bio)[#10]	0.773	1.18	0.906	1.05	0.481	-	0.358	0.468	2.08	0.943	0.61	1.14	2.66
	Iron (Filtered)	µg/L	19	200[#1]	1000[#2]	1000[#2]	<19	<19	<19	32.5	<19	<19	<19	<19	<19	<19	<19	<19	217
	Lead	µg/L	1	10[#1]	1.3[#5]	1.2(bio)[#10]	-	-	-	-	-	-	-	-	-	-	-	-	-
	Lead (Filtered)	µg/L	0.2	10[#1]	1.3[#5]	1.2(bio)[#10]	0.277	<0.2	<0.2	0.564	<0.2	<0.2	<0.2	<0.2	<0.2	<0.2	<0.2	<0.2	<0.2
	Manganese	µg/L	1	50[#1]		123(bio)[#11]	365	-	-	8.79	7.74	4.38	19.2	3.91	6.12	5.86	6.92	-	-
	Manganese (Filtered)	µg/L	3	50[#1]		123(bio)[#11]	32.5	4.95	<3	4.56	<3	<3	<3	<3	<3	<3	<3	136	259
	Mercury	µg/L	0.02	1[#1]	0.07(MAC)[#12]	0.07(MAC)[#12]	<0.02	-	-	<0.02	<0.02	<0.02	<0.02	<0.02	<0.02	<0.02	<0.02	-	-
	Mercury (Filtered)	µg/L	0.01	1[#1]	0.07(MAC)[#12]	0.07(MAC)[#12]	<0.01	<0.01	<0.01	<0.01	<0.01	<0.01	<0.01	<0.01	<0.01	<0.01	<0.01	<0.01	<0.01
	Molybdenum	µg/L	9	70[#13]			-	-	-	<9	<9	-	-	-	-	-	-	-	-
	Molybdenum (Filtered)	µg/L	3	70[#13]				-	-	-	-							-	-
	Nickel	µg/L	1	20[#1]	8.6[#5]	4(bio)[#10]	4.87	-	-	2.65	2.48	2.28	2.6	2.34	1.95	2.19	2.48	-	-
	Nickel (Filtered)	µg/L	0.4	20[#1]	8.6[#5]	4(bio)[#10]	3.99	4.01	3.23	2.35	2.16	1.89	2.28	1.95	2.49	2.26	2.17	11.2	7.32

						Location	BH04015	BH04017	BH04017	BH04017	BH04017	BH04017	BH04017	BH04017	BH04017	BH04017	BH04017	BH04019	BH04019
						Sampled_Date_Time	09/06/2020	07/11/2019	23/01/2020	25/02/2020	25/02/2020	06/04/2020	22/04/2020	27/05/2020	17/06/2020	17/06/2020	25/09/2020	26/11/2019	16/01/2020
						Sample_Depth_Avg	32.37	2.32	0.5	32	32	32	32	32	32.5	32.5	0.97	1.04	2.85
						Project_ID	LTC - Phase 2 LTM	LTC - Phase 2	LTC - Phase 2	LTC - Phase 2 LTM	LTC - Phase 2 LTM	LTC - Phase 2 LTM	LTC - Phase 2 LTM	LTC - Phase 2 LTM	LTC - Phase 2 LTM	LTC - Phase 2	LTC - Phase 2 LTM	LTC - Phase 2	LTC - Phase 2
				UK Drinking Water Standards	UK Estuaries and coastal waters EQS	UK Freshwater EQS													
Chem_Group	**Analyte**	**Units**	**MDL**																
	Selenium	µg/L	1	10[#1]			1.89	-	-	1.6	1.64	1.29	1.56	1.3	1.65	1.58	1.54	-	-
	Selenium (Filtered)	µg/L	1	10[#1]			-	1.3	1.53	1.64	1.18	-	-	-	-	-	-	2.21	1.83
	Strontium (Filtered)	µg/L	1				719	495	468	461	459	449	456	457	467	472	482	628	916
	Vanadium	µg/L	5		100[#14]	20[#15]	-	-	-	<5	<5	-	-	-	-	-	-	-	-
	Vanadium (Filtered)	µg/L	1		100[#14]	20[#15]		-	-	-	-							-	-
	Zinc	µg/L	5	3000[#16]	7.9[#17]	10.9(bio)[#10]	14.2	-	-	7.14	9.98	<50	11.3	15.7	12.9	7.13	6.36	-	-
	Zinc (Filtered)	µg/L	1	3000[#16]	7.9[#17]	10.9(bio)[#10]	-	3.84	3.32	8.08	3.33	-	-	-	-	-	-	11.3	49.7
Inorganics	Total Hardness	mg/l	0.35				564	301	320	301	309	318	304	327	285	281	297	501	679
	Alkalinity (Bicarbonate as CaCO3)	mg/L	2				-	225	235	205	220	-	-	-	-	-	275	275	355
	Alkalinity (Bicarbonate) as HCO3	mg/L	2				335	275	287	250	268	275	267	244	263	267	-	336	433
	Alkalinity (total) as CaCO3	mg/L	2				275					225	219	200	216	219	225		
	Ammoniacal Nitrogen as N (Filtered)	mg/L	0.01		0.021[#2]	0.6[#18]	0.0804	0.0218	<0.01	0.0266	0.0105	<0.01	0.0291	0.0563	0.0385	0.0482	0.0455	1.36	2.9
	Ammoniacal Nitrogen as NH3	mg/L	0.2				-	-	-	-	-	-	-	-	-	-	-	-	-
	Ammoniacal Nitrogen as NH3 (Filtered)	mg/L	0.01				-	-	-	-	-	-	-	-	-	-	-	-	-
	Bromide (Filtered)	mg/L	0.06				0.788	0.121	0.144	0.111	0.103	0.131	0.0999	0.0939	0.111	0.111	0.12	0.229	2.83
	Calcium (Filtered)	mg/L	0.2				175	110	108	106	106	105	110	117	114	114	103	148	161
	Chloride (Filtered)	mg/L	0.08	250[#1]		250[#4]	255	31	30.6	29.4	29.4	30.9	30	30.5	30.7	30.6	30.9	72.4	643
	Cyanide (Free) (Filtered)	µg/L	2.5	50[#1]	1[#2]	1[#2]	<2.5	<2.5	<2.5	<2.5	<2.5	<2.5	<2.5	<2.5	<2.5	<2.5	<2.5	<2.5	<2.5
	Cyanide Total (Filtered)	µg/L	5	50[#1]	1[#2]	1[#2]	<5	<5	<5	<5	<5	<5	<5	<5	<5	<5	<5	<5	<5
	cyanides-complex (Filtered)	µg/L	5	50[#1]	1[#2]	1[#2]	<5	<5	<5	<5	<5	<5	<5	<5	<5	<5	<5	<5	<5
	Fluoride (Filtered)	µg/L	500	1500[#1]	5000[#8]	1000[#19]	<500	<500	<500	<500	<500	<500	<500	<500	<500	<500	<500	<500	<500
	Iodide	mg/L					<0.1	<0.1	<0.1	<0.1	<0.1	<0.1	<0.1	<0.1	<0.1	<0.1	<0.1	<0.1	<0.1
	Magnesium (Filtered)	mg/L	0.036				16.6	4.82	4.6	4.83	4.69	4.56	4.78	5.38	4.62	4.61	4.48	11.6	45.6
	Nitrate (as N) (Filtered)	mg/L	0.0677				55.3	12.2	12.6	-	-	58.7	54.1	57	55.2	55.1	55.3	-	14
	Nitrate (as NO3-) (Filtered)	mg/L	0.3	50(NO3)[#20]			-	54.1	55.7	57.3	58.3	-	-	-	-	-	-	56.3	62
	Nitrite (as NO2-) (Filtered)	mg/L	0.04	0.5(NO2)[#21]				-	-	-	-							-	-
	Phosphorus	µg/L	20				47.8	-	-	23.9	22.1	31.3	<20	25.4	22.4	27.6	29.4	-	-

						Location	BH04015	BH04017	BH04017	BH04017	BH04017	BH04017	BH04017	BH04017	BH04017	BH04017	BH04017	BH04019	BH04019
						Sampled_Date_Time	09/06/2020	07/11/2019	23/01/2020	25/02/2020	25/02/2020	06/04/2020	22/04/2020	27/05/2020	17/06/2020	17/06/2020	25/09/2020	26/11/2019	16/01/2020
						Sample_Depth_Avg	32.37	2.32	0.5	32	32	32	32	32	32.5	32.5	0.97	1.04	2.85
						Project_ID	LTC - Phase 2 LTM	LTC - Phase 2	LTC - Phase 2	LTC - Phase 2 LTM	LTC - Phase 2 LTM	LTC - Phase 2 LTM	LTC - Phase 2 LTM	LTC - Phase 2 LTM	LTC - Phase 2 LTM	LTC - Phase 2	LTC - Phase 2 LTM	LTC - Phase 2	LTC - Phase 2
				UK Drinking Water Standards	UK Estuaries and coastal waters EQS	UK Freshwater EQS													
Chem_Group	**Analyte**	**Units**	**MDL**																
	Phosphorus (Filtered)	µg/L	10				19.9	-	-	-	-	10.2	<10	<10	<10	<10	<10	-	-
	Potassium (Filtered)	mg/L	0.2				8.16	3.09	2.9	2.89	2.77	2.99	3.07	3.33	3.29	3.19	2.84	9.15	16.3
	Sodium (Filtered)	mg/L	0.076	200[#1]			122	17.3	17.2	17.3	17.2	16.5	17.6	19.9	16.6	16.6	17.1	40.7	321
	Sulphate (Filtered)	mg/L	2	250(SO4)[#22]		400[#4]	120	23.3	23.1	23.9	23	23.5	23.4	23.4	23.1	23	23.4	85.4	88
	Orthophosphate as P (Filtered)	µg/L	20				-	<20	<20	<20	<20	-	-	-	-	-	-	<20	<20
PAH	Naphthalene	µg/L	0.01		2[#2]	2[#2]	0.0262	0.0198	<0.01	<0.01	<0.01	<0.01	<0.01	0.0203	0.0199	0.0196	<0.02	<0.04	<0.05
	Acenaphthene	µg/L	0.005			No UK EQS	<0.005	<0.005	<0.005	<0.005	<0.005	<0.005	<0.005	<0.005	<0.005	<0.005	<0.01	<0.02	<0.025
	Acenaphthylene	µg/L	0.005			No UK EQS	<0.005	<0.005	<0.005	<0.005	<0.005	<0.005	<0.005	<0.005	<0.005	<0.005	<0.01	<0.02	<0.025
	Fluoranthene	µg/L	0.005		0.0063[#2]	0.0063[#2]	<0.005	0.00845	<0.005	<0.005	<0.005	<0.005	<0.005	<0.005	<0.005	<0.005	<0.01	<0.02	<0.025
	Anthracene	µg/L	0.005		0.1[#2]	0.1[#2]	<0.005	<0.005	<0.005	<0.005	<0.005	<0.005	<0.005	<0.005	<0.005	<0.005	<0.01	<0.02	<0.025
	Phenanthrene	µg/L	0.005			No UK EQS	<0.005	0.00868	<0.005	<0.005	<0.005	<0.005	<0.005	<0.005	<0.005	<0.005	<0.01	<0.02	<0.025
	Fluorene	µg/L	0.005			No UK EQS	<0.005	0.00758	<0.005	<0.005	<0.005	<0.005	<0.005	<0.005	<0.005	<0.005	<0.01	<0.02	<0.025
	Chrysene	µg/L	0.005			No UK EQS	<0.005	<0.005	<0.005	<0.005	<0.005	<0.005	<0.005	<0.005	<0.005	<0.005	<0.01	<0.02	<0.025
	Pyrene	µg/L	0.005			No UK EQS	<0.005	0.0109	<0.005	<0.005	<0.005	<0.005	<0.005	<0.005	<0.005	<0.005	<0.01	<0.02	<0.025
	Benzo(a)anthracene	µg/L	0.005			No UK EQS	<0.005	<0.005	<0.005	<0.005	<0.005	<0.005	<0.005	<0.005	<0.005	<0.005	<0.01	<0.02	<0.025
	Benzo(b)fluoranthene	µg/L	0.005	0.025[#23]	See BaP[#24]	See BaP[#24]	<0.005	<0.005	0.0084	<0.005	<0.005	<0.005	<0.005	<0.005	<0.005	<0.005	<0.01	<0.02	<0.025
	Benzo(k)fluoranthene	µg/L	0.005	0.025[#23]	See BaP[#24]	See BaP[#24]	<0.005	<0.005	<0.005	<0.005	<0.005	<0.005	<0.005	<0.005	<0.005	<0.005	<0.01	<0.02	<0.025
	Benzo(a)pyrene	µg/L	0.002	0.01[#1]	0.00017[#24]	0.00017[#24]	<0.002	<0.002	<0.002	<0.002	<0.002	<0.002	<0.002	<0.002	<0.002	<0.002	<0.004	<0.008	<0.01
	Dibenz(a,h)anthracene	µg/L	0.005			No UK EQS	<0.005	<0.005	<0.005	<0.005	<0.005	<0.005	<0.005	<0.005	<0.005	<0.005	<0.01	<0.02	<0.025
	Benzo(g,h,i)perylene	µg/L	0.005	0.025[#23]	See BaP[#24]	See BaP[#24]	<0.005	<0.005	<0.005	<0.005	<0.005	<0.005	<0.005	<0.005	<0.005	<0.005	<0.01	<0.02	<0.025
	Indeno(1,2,3-c,d)pyrene	µg/L	0.005	0.025[#23]	See BaP[#24]	See BaP[#24]	<0.005	<0.005	0.00542	<0.005	<0.005	<0.005	<0.005	<0.005	<0.005	<0.005	<0.01	<0.02	<0.025
	PAH 16 Total	µg/L	0.082				<0.082	<0.082	<0.082	<0.082	<0.082	<0.082	<0.082	<0.082	<0.082	<0.082	<0.164	<0.328	<0.41
TPH CWG	>C5-C6 Aliphatics	µg/L	10	See TPH	See TPH	See TPH	<10	<10	<10	<10	<10	<10	<10	<10	<10	<10	<10	<10	<10
	>C6-C8 Aliphatics	µg/L	10	See TPH	See TPH	See TPH	<10	<10	<10	<10	<10	<10	<10	<10	<10	<10	<10	<10	<10
	>C8-C10 Aliphatics	µg/L	10	See TPH	See TPH	See TPH	<10	<10	<10	<10	<10	<10	<10	<10	<10	<10	<10	<10	<10
	>C10-C12 Aliphatics	µg/L	10	See TPH	See TPH	See TPH	<10	<10	<10	<10	<10	<10	<10	<10	<10	<10	<10	<10	<10
	>C12-C16 Aliphatics	µg/L	10	See TPH	See TPH	See TPH	<10	<10	<10	<10	<10	<10	<10	<10	<10	<10	<20	<40	<50

						Location	BH04015	BH04017	BH04017	BH04017	BH04017	BH04017	BH04017	BH04017	BH04017	BH04017	BH04017	BH04019	BH04019
						Sampled_Date_Time	09/06/2020	07/11/2019	23/01/2020	25/02/2020	25/02/2020	06/04/2020	22/04/2020	27/05/2020	17/06/2020	17/06/2020	25/09/2020	26/11/2019	16/01/2020
						Sample_Depth_Avg	32.37	2.32	0.5	32	32	32	32	32	32.5	32.5	0.97	1.04	2.85
						Project_ID	LTC - Phase 2 LTM	LTC - Phase 2	LTC - Phase 2	LTC - Phase 2 LTM	LTC - Phase 2 LTM	LTC - Phase 2 LTM	LTC - Phase 2 LTM	LTC - Phase 2 LTM	LTC - Phase 2 LTM	LTC - Phase 2	LTC - Phase 2 LTM	LTC - Phase 2	LTC - Phase 2
				UK Drinking Water Standards	UK Estuaries and coastal waters EQS	UK Freshwater EQS													
Chem_Group	**Analyte**	**Units**	**MDL**																
	>C16-C21 Aliphatics	µg/L	10	See TPH	See TPH	See TPH	<10	<10	<10	<10	<10	<10	<10	<10	<10	<10	<20	<40	<50
	>C21-C35 Aliphatics	µg/L	10	See TPH	See TPH	See TPH	<10	<10	<10	<10	<10	<10	<10	<10	<10	<10	<20	<40	<50
	>C16-C35 Aliphatics	µg/L	10				<10	<10	<10	<10	<10	<10	<10	<10	<10	<10	<20	<40	<50
	Total Aliphatics >C12-C35	µg/L	10				<10	<10	<10	<10	<10	<10	<10	<10	<10	<10	<20	<40	<50
	>EC5-EC7 Aromatics	µg/L	10				-					-	-	-	-	-	-		
	>EC6-EC7 Aromatics	µg/L	10				<10	<10	<10	<10	<10	<10	<10	<10	<10	<10	<10	<10	<10
	>EC7-EC8 Aromatics	µg/L	10	See TPH	See TPH	See TPH	<10	<10	<10	<10	<10	<10	<10	<10	<10	<10	<10	<10	<10
	>EC8-EC10 Aromatics	µg/L	10	See TPH	See TPH	See TPH	<10	<10	<10	<10	<10	<10	<10	<10	<10	<10	<10	<10	<10
	>EC10-EC12 Aromatics	µg/L	10	See TPH	See TPH	See TPH	<10	<10	<10	<10	<10	<10	<10	<10	<10	<10	<10	<10	<10
	>EC12-EC16 Aromatics	µg/L	10	See TPH	See TPH	See TPH	<10	<10	<10	<10	<10	<10	<10	<10	<10	<10	<20	<40	<50
	>EC16-EC21 Aromatics	µg/L	10	See TPH	See TPH	See TPH	<10	<10	<10	<10	<10	<10	<10	<10	<10	<10	<20	<40	<50
	>EC21-EC35 Aromatics	µg/L	10	See TPH	See TPH	See TPH	<10	<10	<10	<10	<10	<10	<10	<10	<10	<10	<20	<40	<50
	Total Aromatics >EC12-EC35	µg/L	10				<10	<10	<10	<10	<10	<10	<10	<10	<10	<10	<20	<40	<50
	TPH >C5-C35 Aliphatics/Aromatics	µg/L	10	|10[#25]	|50[#26]	|50[#26]	<10	<10	<10	<10	<10	<10	<10	<10	<10	<10	<20	<10	<10
TPH	GRO >C5-12	µg/L	50				<50	<50	<50	<50	<50	<50	<50	<50	<50	<50	<50	<50	<50
BTEX and MTBE	Benzene	µg/L	1	1[#1]	8[#2]	10[#2]	<7	<7	<7	<7	<7	<7	<7	<7	<7	<7	<7	<1	<7
	Toluene	µg/L	1	700[#3]	74[#2]	74[#2]	<4	<4	<4	<4	<4	<4	<4	<4	<4	<4	<4	<1	<4
	Ethylbenzene	µg/L	1	300[#3]	20[#27]	20[#27]	<5	<5	<5	<5	<5	<5	<5	<5	<5	<5	<5	<1	<5
	Xylene (m & p)	µg/L	1	250[#28]	15[#29]	15[#29]	<8	<8	<8	<8	<8	<8	<8	<8	<8	<8	<8	<1	<8
	Xylene (o)	µg/L	1	250[#28]	15[#29]	15[#29]	<3	<3	<3	<3	<3	<3	<3	<3	<3	<3	<3	<1	<3
	Xylene Total	µg/L	2	500[#3]	30[#4]	30[#4]	<11	<11	<11	<11	<11	<11	<11	<11	<11	<11	<11	<11	<11
	MTBE	µg/L	1	15[#30]	15[#30]	15[#31]	<3	<3	<3	<3	<3	<3	<3	<3	<3	<3	<3	<1	<3
	Total BTEX	µg/L	28				<28	<28	<28	<28	<28	<28	<28	<28	<28	<28	<28	<28	<28
VOC	Styrene	µg/L	1		50[#4]	50[#4]	-	-	-	-	-	-	-	-	-	-	-	<1	-
	cis-1,3-dichloropropene	µg/L	1				-	-	-	-	-	-	-	-	-	-	-	<1	-
	trans-1,3-dichloropropene	µg/L	1				-	-	-	-	-	-	-	-	-	-	-	<1	-
	1,1,1,2-tetrachloroethane	µg/L	1			70[#32]	-	-	-	-	-	-	-	-	-	-	-	<1	-

						Location	BH04015	BH04017	BH04017	BH04017	BH04017	BH04017	BH04017	BH04017	BH04017	BH04017	BH04017	BH04019	BH04019
						Sampled_Date_Time	09/06/2020	07/11/2019	23/01/2020	25/02/2020	25/02/2020	06/04/2020	22/04/2020	27/05/2020	17/06/2020	17/06/2020	25/09/2020	26/11/2019	16/01/2020
						Sample_Depth_Avg	32.37	2.32	0.5	32	32	32	32	32	32.5	32.5	0.97	1.04	2.85
						Project_ID	LTC - Phase 2 LTM	LTC - Phase 2	LTC - Phase 2	LTC - Phase 2 LTM	LTC - Phase 2 LTM	LTC - Phase 2 LTM	LTC - Phase 2 LTM	LTC - Phase 2 LTM	LTC - Phase 2 LTM	LTC - Phase 2	LTC - Phase 2 LTM	LTC - Phase 2	LTC - Phase 2
				UK Drinking Water Standards	UK Estuaries and coastal waters EQS	UK Freshwater EQS													
Chem_Group	**Analyte**	**Units**	**MDL**																
	1,1,1-trichloroethane	µg/L	1	2000[#33]	100[#4]	100[#4]	-	-	-	-	-	-	-	-	-	-	-	<1	-
	1,1,2,2-tetrachloroethane	µg/L	1			70[#32]	-	-	-	-	-	-	-	-	-	-	-	<1	-
	1,1,2-trichloroethane	µg/L	1		300[#4]	400[#4]	-	-	-	-	-	-	-	-	-	-	-	<1	-
	1,1-dichloroethane	µg/L	1	2.8[#34]			-	-	-	-	-	-	-	-	-	-	-	<1	-
	1,1-dichloroethene	µg/L	1	140[#35]			-	-	-	-	-	-	-	-	-	-	-	<1	-
	1,1-dichloropropene	µg/L	1				-	-	-	-	-	-	-	-	-	-	-	<1	-
	1,2,3-trichloropropane	µg/L	1				-	-	-	-	-	-	-	-	-	-	-	<1	-
	1,2,4-trimethylbenzene	µg/L	1				-	-	-	-	-	-	-	-	-	-	-	<1	-
	1,2-dibromo-3-chloropropane	µg/L	1				-	-	-	-	-	-	-	-	-	-	-	<1	-
	1,2-dibromoethane	µg/L	1				-	-	-	-	-	-	-	-	-	-	-	<1	-
	1,2-dichloroethane	µg/L	1	3[#1]	10[#2]	10[#2]	-	-	-	-	-	-	-	-	-	-	-	<1	-
	1,2-dichloropropane	µg/L	1				-	-	-	-	-	-	-	-	-	-	-	<1	-
	1,3,5-trimethylbenzene	µg/L	1				-	-	-	-	-	-	-	-	-	-	-	<1	-
	1,3-dichloropropane	µg/L	1				-	-	-	-	-	-	-	-	-	-	-	<1	-
	2,2-dichloropropane	µg/L	1				-	-	-	-	-	-	-	-	-	-	-	<1	-
	2-chlorotoluene	µg/L	1				-	-	-	-	-	-	-	-	-	-	-	<1	-
	4-chlorotoluene	µg/L	1				-	-	-	-	-	-	-	-	-	-	-	<1	-
	Bromobenzene	µg/L	1				-	-	-	-	-	-	-	-	-	-	-	<1	-
	Bromochloromethane	µg/L	1				-	-	-	-	-	-	-	-	-	-	-	<1	-
	Bromodichloromethane	µg/L	1	25[#36]			-	-	-	-	-	-	-	-	-	-	-	<1	-
	Bromoform	µg/L	1	25[#36]			-	-	-	-	-	-	-	-	-	-	-	<1	-
	Bromomethane	µg/L	1				-	-	-	-	-	-	-	-	-	-	-	<1	-
	Carbon disulfide	µg/L	1				-	-	-	-	-	-	-	-	-	-	-	<1	-
	Carbon tetrachloride	µg/L	1	3[#1]	12[#2]	12[#2]	-	-	-	-	-	-	-	-	-	-	-	<1	-
	Chlorodibromomethane	µg/L	1	25[#36]			-	-	-	-	-	-	-	-	-	-	-	<1	-
	Chloroethane	µg/L	1				-	-	-	-	-	-	-	-	-	-	-	<1	-
	Chloroform	µg/L	1	25[#36]	2.5[#2]	2.5[#2]	-	-	-	-	-	-	-	-	-	-	-	<1	-

						Location	BH04015	BH04017	BH04017	BH04017	BH04017	BH04017	BH04017	BH04017	BH04017	BH04017	BH04017	BH04019	BH04019
						Sampled_Date_Time	09/06/2020	07/11/2019	23/01/2020	25/02/2020	25/02/2020	06/04/2020	22/04/2020	27/05/2020	17/06/2020	17/06/2020	25/09/2020	26/11/2019	16/01/2020
						Sample_Depth_Avg	32.37	2.32	0.5	32	32	32	32	32	32.5	32.5	0.97	1.04	2.85
						Project_ID	LTC - Phase 2 LTM	LTC - Phase 2	LTC - Phase 2	LTC - Phase 2 LTM	LTC - Phase 2 LTM	LTC - Phase 2 LTM	LTC - Phase 2 LTM	LTC - Phase 2 LTM	LTC - Phase 2 LTM	LTC - Phase 2	LTC - Phase 2 LTM	LTC - Phase 2	LTC - Phase 2
				UK Drinking Water Standards	UK Estuaries and coastal waters EQS	UK Freshwater EQS													
Chem_Group	**Analyte**	**Units**	**MDL**																
	Chloromethane	µg/L	1				-	-	-	-	-	-	-	-	-	-	-	<1	-
	cis-1,2-dichloroethene	µg/L	1	25[#37]			-	-	-	-	-	-	-	-	-	-	-	<1	-
	Dibromomethane	µg/L	1				-	-	-	-	-	-	-	-	-	-	-	<1	-
	Dichlorodifluoromethane	µg/L	1				-	-	-	-	-	-	-	-	-	-	-	<1	-
	Dichloromethane	µg/L	3		20[#2]	20[#2]	-	-	-	-	-	-	-	-	-	-	-	<3	-
	Isopropylbenzene	µg/L	1				-	-	-	-	-	-	-	-	-	-	-	<1	-
	n-butylbenzene	µg/L	1				-	-	-	-	-	-	-	-	-	-	-	<1	-
	n-propylbenzene	µg/L	1				-	-	-	-	-	-	-	-	-	-	-	<1	-
	p-isopropyltoluene	µg/L	1				-	-	-	-	-	-	-	-	-	-	-	<1	-
	sec-butylbenzene	µg/L	1				-	-	-	-	-	-	-	-	-	-	-	<1	-
	Trichloroethene	µg/L	1	5[#38]	10[#2]	10[#2]	-	-	-	-	-	-	-	-	-	-	-	<1	-
	tert-butylbenzene	µg/L	1				-	-	-	-	-	-	-	-	-	-	-	<1	-
	Tetrachloroethene	µg/L	1	5[#38]	10[#2]	10[#2]	-	-	-	-	-	-	-	-	-	-	-	<1	-
	trans-1,2-dichloroethene	µg/L	1	25[#37]			-	-	-	-	-	-	-	-	-	-	-	<1	-
	Trichlorofluoromethane	µg/L	1				-	-	-	-	-	-	-	-	-	-	-	<1	-
	Vinyl chloride	µg/L	1	0.5[#1]			-	-	-	-	-	-	-	-	-	-	-	<1	-
	tert-Amyl methyl ether	µg/L	1				-	-	-	-	-	-	-	-	-	-	-	<1	-
VOC/SVOC	1,2,3-trichlorobenzene	µg/L	0.01		0.13[#39]	0.13[#39]	-	-	-	-	-	-	-	-	-	-	-	<1	-
	1,2,4-trichlorobenzene	µg/L	0.01		0.13[#39]	0.13[#39]	-	-	-	-	-	-	-	-	-	-	-	<1	-
	1,2-dichlorobenzene	µg/L	1		6.7[#40]	6.7[#40]	-	-	-	-	-	-	-	-	-	-	-	<1	-
	1,3,5-Trichlorobenzene	µg/L	0.01		0.13[#39]	0.13[#39]	-	-	-	-	-	-	-	-	-	-	-	<1	-
	1,3-dichlorobenzene	µg/L	1		6.7[#40]	6.7[#40]	-	-	-	-	-	-	-	-	-	-	-	<1	-
	1,4-dichlorobenzene	µg/L	1		6.7[#40]	6.7[#40]	-	-	-	-	-	-	-	-	-	-	-	<1	-
	Chlorobenzene	µg/L	1	100[#41]			-	-	-	-	-	-	-	-	-	-	-	<1	-
	Hexachlorobutadiene	µg/L	0.01		0.6(MAC)[#12]	0.6(MAC)[#12]	-	-	-	-	-	-	-	-	-	-	-	<1	-
SVOC	4-bromophenyl phenyl ether	µg/L	1				-	-	-	-	-	-	-	-	-	-	-	<1	-
	4-nitroaniline	µg/L	1				-	-	-	-	-	-	-	-	-	-	-	<1	-

						Location	BH04015	BH04017	BH04017	BH04017	BH04017	BH04017	BH04017	BH04017	BH04017	BH04017	BH04017	BH04019	BH04019
						Sampled_Date_Time	09/06/2020	07/11/2019	23/01/2020	25/02/2020	25/02/2020	06/04/2020	22/04/2020	27/05/2020	17/06/2020	17/06/2020	25/09/2020	26/11/2019	16/01/2020
						Sample_Depth_Avg	32.37	2.32	0.5	32	32	32	32	32	32.5	32.5	0.97	1.04	2.85
						Project_ID	LTC - Phase 2 LTM	LTC - Phase 2	LTC - Phase 2	LTC - Phase 2 LTM	LTC - Phase 2 LTM	LTC - Phase 2 LTM	LTC - Phase 2 LTM	LTC - Phase 2 LTM	LTC - Phase 2 LTM	LTC - Phase 2	LTC - Phase 2 LTM	LTC - Phase 2	LTC - Phase 2
				UK Drinking Water Standards	UK Estuaries and coastal waters EQS	UK Freshwater EQS													
Chem_Group	**Analyte**	**Units**	**MDL**																
	4-nitrophenol	µg/L	1				-	-	-	-	-	-	-	-	-	-	-	<1	-
	2,4,5-trichlorophenol	µg/L	1				-	-	-	-	-	-	-	-	-	-	-	<1	-
	2,4,6-trichlorophenol	µg/L	1				-	-	-	-	-	-	-	-	-	-	-	<1	-
	2,4-dichlorophenol	µg/L	1		0.42[#2]	4.2[#2]	-	-	-	-	-	-	-	-	-	-	-	<1	-
	2,4-dimethylphenol	µg/L	1				-	-	-	-	-	-	-	-	-	-	-	<1	-
	2,4-dinitrotoluene	µg/L	1				-	-	-	-	-	-	-	-	-	-	-	<1	-
	2,6-dinitrotoluene	µg/L	1				-	-	-	-	-	-	-	-	-	-	-	<1	-
	2-chloronaphthalene	µg/L	1				-	-	-	-	-	-	-	-	-	-	-	<1	-
	2-chlorophenol	µg/L	1		50[#4]	50[#4]	-	-	-	-	-	-	-	-	-	-	-	<1	-
	2-methylnaphthalene	µg/L	1				-	-	-	-	-	-	-	-	-	-	-	<1	-
	2-methylphenol	µg/L	1				-	-	-	-	-	-	-	-	-	-	-	<1	-
	2-nitroaniline	µg/L	1				-	-	-	-	-	-	-	-	-	-	-	<1	-
	2-nitrophenol	µg/L	1				-	-	-	-	-	-	-	-	-	-	-	<1	-
	3-nitroaniline	µg/L	1				-	-	-	-	-	-	-	-	-	-	-	<1	-
	4,6-Dinitro-2-methylphenol	µg/L					-	-	-	-	-	-	-	-	-	-	-	<0.03	-
	4-chloro-3-methylphenol	µg/L	1		40[#4]	40[#4]	-	-	-	-	-	-	-	-	-	-	-	<1	-
	4-chloroaniline	µg/L	1				-	-	-	-	-	-	-	-	-	-	-	<1	-
	4-chlorophenyl phenyl ether	µg/L	1				-	-	-	-	-	-	-	-	-	-	-	<1	-
	4-methylphenol	µg/L	1				-	-	-	-	-	-	-	-	-	-	-	<1	-
	Azobenzene	µg/L	1				-	-	-	-	-	-	-	-	-	-	-	<1	-
	Bis(2-chloroethoxy) methane	µg/L	1				-	-	-	-	-	-	-	-	-	-	-	<1	-
	Bis(2-chloroethyl)ether	µg/L	1				-	-	-	-	-	-	-	-	-	-	-	<1	-
	Bis(2-ethylhexyl) phthalate	µg/L	2		1.3[#2]	1.3[#2]	-	-	-	-	-	-	-	-	-	-	-	<2	-
	Butyl benzyl phthalate	µg/L	1		0.75[#2]	7.5[#2]	-	-	-	-	-	-	-	-	-	-	-	<1	-
	Carbazole	µg/L	1				-	-	-	-	-	-	-	-	-	-	-	<1	-
	Dibenzofuran	µg/L	1				-	-	-	-	-	-	-	-	-	-	-	<1	-
	Diethylphthalate	µg/L	1		200[#4]	200[#4]	-	-	-	-	-	-	-	-	-	-	-	<1	-

						Location	BH04015	BH04017	BH04017	BH04017	BH04017	BH04017	BH04017	BH04017	BH04017	BH04017	BH04017	BH04019	BH04019
						Sampled_Date_Time	09/06/2020	07/11/2019	23/01/2020	25/02/2020	25/02/2020	06/04/2020	22/04/2020	27/05/2020	17/06/2020	17/06/2020	25/09/2020	26/11/2019	16/01/2020
						Sample_Depth_Avg	32.37	2.32	0.5	32	32	32	32	32	32.5	32.5	0.97	1.04	2.85
						Project_ID	LTC - Phase 2 LTM	LTC - Phase 2	LTC - Phase 2	LTC - Phase 2 LTM	LTC - Phase 2 LTM	LTC - Phase 2 LTM	LTC - Phase 2 LTM	LTC - Phase 2 LTM	LTC - Phase 2 LTM	LTC - Phase 2	LTC - Phase 2 LTM	LTC - Phase 2	LTC - Phase 2
				UK Drinking Water Standards	UK Estuaries and coastal waters EQS	UK Freshwater EQS													
Chem_Group	**Analyte**	**Units**	**MDL**																
	Dimethyl phthalate	µg/L	1		800[#4]	800[#4]	-	-	-	-	-	-	-	-	-	-	-	<1	-
	Di-n-butyl phthalate	µg/L	1		8[#4]	8[#4]	-	-	-	-	-	-	-	-	-	-	-	<1	-
	Di-n-octyl phthalate	µg/L	5		20[#4]	20[#4]	-	-	-	-	-	-	-	-	-	-	-	<5	-
	Hexachlorobenzene	µg/L	0.01		0.05(MAC)[#12]	0.05(MAC)[#12]	-	-	-	-	-	-	-	-	-	-	-	<0.02	<0.01
	Hexachlorocyclopentadiene	µg/L	1				-	-	-	-	-	-	-	-	-	-	-	<1	-
	Hexachloroethane	µg/L	1				-	-	-	-	-	-	-	-	-	-	-	<1	-
	Isophorone	µg/L	1				-	-	-	-	-	-	-	-	-	-	-	<1	-
	Nitrobenzene	µg/L	1				-	-	-	-	-	-	-	-	-	-	-	<1	-
	N-nitrosodi-n-propylamine	µg/L	1				-	-	-	-	-	-	-	-	-	-	-	<1	-
	Pentachlorobenzene	µg/L	0.01		0.0007[#2]	0.007[#2]	-	-	-	-	-	-	-	-	-	-	-	<0.02	<0.01
	Pentachloronitrobenzene	µg/L	0.01				-	-	-	-	-	-	-	-	-	-	-	<0.02	<0.01
	Pentachlorophenol	µg/L	1		0.4[#2]	0.4[#2]	-	-	-	-	-	-	-	-	-	-	-	<1	-
PCB	Heptachlorobiphenyl, 2,3,3,4,4,5,5- (PCB 189)	µg/L	0.015				-	-	-	-	-	-	-	-	-	-	-	<0.06	<0.075
	Hexachlorobiphenyl, 2,3,3,4,4,5- (PCB 156)	µg/L	0.015				-	-	-	-	-	-	-	-	-	-	-	<0.06	<0.075
	Hexachlorobiphenyl, 2,3,3,4,4,5- (PCB 157)	µg/L	0.015				-	-	-	-	-	-	-	-	-	-	-	<0.06	<0.075
	Hexachlorobiphenyl, 2,3,4,4,5,5- (PCB 167)	µg/L	0.015				-	-	-	-	-	-	-	-	-	-	-	<0.06	<0.075
	Hexachlorobiphenyl, 3,3,4,4,5,5- (PCB 169)	µg/L	0.015				-	-	-	-	-	-	-	-	-	-	-	<0.06	<0.075
	PCB 101	µg/L	0.015				-	-	-	-	-	-	-	-	-	-	-	<0.06	<0.075
	PCB 118	µg/L	0.015				-	-	-	-	-	-	-	-	-	-	-	<0.06	<0.075
	PCB 138	µg/L	0.015				-	-	-	-	-	-	-	-	-	-	-	<0.06	<0.075
	PCB 153	µg/L	0.015				-	-	-	-	-	-	-	-	-	-	-	<0.06	<0.075
	PCB 180	µg/L	0.015				-	-	-	-	-	-	-	-	-	-	-	<0.06	<0.075
	PCB 28	µg/L	0.015				-	-	-	-	-	-	-	-	-	-	-	<0.06	<0.075
	PCB 52	µg/L	0.015				-	-	-	-	-	-	-	-	-	-	-	<0.06	<0.075
	Pentachlorobiphenyl, 2,3,3,4,4- (PCB 105)	µg/L	0.015				-	-	-	-	-	-	-	-	-	-	-	<0.06	<0.075
	Pentachlorobiphenyl, 2,3,4,4,5- (PCB 114)	µg/L	0.015				-	-	-	-	-	-	-	-	-	-	-	<0.06	<0.075
	Pentachlorobiphenyl, 2,3,4,4,5- (PCB 123)	µg/L	0.015				-	-	-	-	-	-	-	-	-	-	-	<0.06	<0.075

						Location	BH04015	BH04017	BH04017	BH04017	BH04017	BH04017	BH04017	BH04017	BH04017	BH04017	BH04017	BH04019	BH04019
						Sampled_Date_Time	09/06/2020	07/11/2019	23/01/2020	25/02/2020	25/02/2020	06/04/2020	22/04/2020	27/05/2020	17/06/2020	17/06/2020	25/09/2020	26/11/2019	16/01/2020
						Sample_Depth_Avg	32.37	2.32	0.5	32	32	32	32	32	32.5	32.5	0.97	1.04	2.85
						Project_ID	LTC - Phase 2 LTM	LTC - Phase 2	LTC - Phase 2	LTC - Phase 2 LTM	LTC - Phase 2 LTM	LTC - Phase 2 LTM	LTC - Phase 2 LTM	LTC - Phase 2 LTM	LTC - Phase 2 LTM	LTC - Phase 2	LTC - Phase 2 LTM	LTC - Phase 2	LTC - Phase 2
				UK Drinking Water Standards	UK Estuaries and coastal waters EQS	UK Freshwater EQS													
Chem_Group	**Analyte**	**Units**	**MDL**																
	Pentachlorobiphenyl, 3,3,4,4,5- (PCB 126)	µg/L	0.015				-	-	-	-	-	-	-	-	-	-	-	<0.06	<0.075
	Tetrachlorobiphenyl, 3,3,4,4- (PCB 77)	µg/L	0.015				-	-	-	-	-	-	-	-	-	-	-	<0.06	<0.075
	Tetrachlorobiphenyl, 3,4,4,5- (PCB 81)	µg/L	0.015				-	-	-	-	-	-	-	-	-	-	-	<0.06	<0.075
	Total PCB 7 Congeners	µg/L	0.105				-	-	-	-	-	-	-	-	-	-	-	<0.42	<0.525
Phenolics	Xylenols (Filtered)	µg/L	0.5				0.74	<0.5	<0.5	<0.5	<0.5	<0.5	<0.5	<0.5	1.7	<0.5	<0.5	<0.5	<0.5
	Cresol Total (Filtered)	µg/L	0.5				<0.5	<0.5	<0.5	<0.5	<0.5	<0.5	<0.5	<0.5	<0.5	<0.5	<0.5	<0.5	<0.5
	Phenol	µg/L	1	5800[#34]	7.7[#2]	7.7[#2]	-	-	-	-	-	-	-	-	-	-	-	<1	-
	Phenol (Filtered)	µg/L	0.5	5800[#34]	7.7[#2]	7.7[#2]	<0.5	<0.5	<0.5	<0.5	<0.5	<0.5	<0.5	<0.5	<0.5	<0.5	<0.5	<0.5	<0.5
	Phenols Monohydric (Filtered)	µg/L	0.5				0.74	<0.5	<0.5	<0.5	<0.5	<0.5	<0.5	<0.5	1.7	<0.5	<0.5	<0.5	<0.5
Organotins	Tributyltin	µg/L	0.001		0.0002[#2]	0.0002[#2]	-	-	-	-	-	-	-	-	-	-	-	<0.001	<0.001
Biological	Coliforms Total (Confirmed)	CFU/100mL					-	-	-	-	-	-	-	-	-	-	-	-	-
	Coliforms Total (Presumptive)	CFU/100mL					-	-	-	-	-	-	-	-	-	-	-	-	-
	Escherichia coli (Confirmed)	CFU/100mL					-	-	-	-	-	-	-	-	-	-	-	-	-
	Escherichia coli (Presumptive)	CFU/100mL					-	-	-	-	-	-	-	-	-	-	-	-	-
	Faecal streptococci (Confirmed)	CFU/100mL					-	-	-	-	-	-	-	-	-	-	-	-	-
	Faecal streptococci (Presumptive)	CFU/100mL					-	-	-	-	-	-	-	-	-	-	-	-	-
	Faecal Streptococci cfu/100ml	cfu/100ml						-	-	-	-							-	-
	Coliform	cfu/100 ml						-	-	-	-							-	-
	Salmonella	Detect					-	-	-	-	-	-	-	-	-	-	-	-	-
Pesticides	1-(3.4-Dichlorophenyl) urea (DCPU)	µg/l					-	-	-	-	-	-	-	-	-	-	-	<0.02	-
	2-(4-Chlorophenoxy)propionic acid, 4-CPP	µg/l					-	-	-	-	-	-	-	-	-	-	-	<0.01	-
	2-amino-N-(isopropyl)benzamide	µg/l					-	-	-	-	-	-	-	-	-	-	-	<0.02	-
	2-Chloro-2.6-diethylacetanilide	µg/l					-	-	-	-	-	-	-	-	-	-	-	<0.01	-
	Acibenzolar-S-methyl	µg/l					-	-	-	-	-	-	-	-	-	-	-	<0.03	-
	Aminopyralid	µg/l					-	-	-	-	-	-	-	-	-	-	-	<0.05	-
	Azoxystrobin	µg/L					-	-	-	-	-	-	-	-	-	-	-	<0.01	-
	BAM	µg/l					-	-	-	-	-	-	-	-	-	-	-	0.027	-

						Location	BH04015	BH04017	BH04017	BH04017	BH04017	BH04017	BH04017	BH04017	BH04017	BH04017	BH04017	BH04019	BH04019
						Sampled_Date_Time	09/06/2020	07/11/2019	23/01/2020	25/02/2020	25/02/2020	06/04/2020	22/04/2020	27/05/2020	17/06/2020	17/06/2020	25/09/2020	26/11/2019	16/01/2020
						Sample_Depth_Avg	32.37	2.32	0.5	32	32	32	32	32	32.5	32.5	0.97	1.04	2.85
						Project_ID	LTC - Phase 2 LTM	LTC - Phase 2	LTC - Phase 2	LTC - Phase 2 LTM	LTC - Phase 2 LTM	LTC - Phase 2 LTM	LTC - Phase 2 LTM	LTC - Phase 2 LTM	LTC - Phase 2 LTM	LTC - Phase 2	LTC - Phase 2 LTM	LTC - Phase 2	LTC - Phase 2
				UK Drinking Water Standards	UK Estuaries and coastal waters EQS	UK Freshwater EQS													
Chem_Group	**Analyte**	**Units**	**MDL**																
	Benalaxyl	µg/l					-	-	-	-	-	-	-	-	-	-	-	<0.02	-
	Bentazone methyl	µg/l					-	-	-	-	-	-	-	-	-	-	-	<0.03	-
	Bifenox	µg/L					-	-	-	-	-	-	-	-	-	-	-	<0.04	-
	Bitertanol	µg/l					-	-	-	-	-	-	-	-	-	-	-	<0.02	-
	Boscalid	µg/l					-	-	-	-	-	-	-	-	-	-	-	<0.01	-
	Cadusafos	µg/l					-	-	-	-	-	-	-	-	-	-	-	<0.02	-
	Carfentrazone-ethyl	µg/L					-	-	-	-	-	-	-	-	-	-	-	<0.04	-
	Chloridazon-desphenyl	µg/l					-	-	-	-	-	-	-	-	-	-	-	<0.03	-
	Chloridazon-methyl desphenyl	µg/l					-	-	-	-	-	-	-	-	-	-	-	<0.05	-
	Chlorotoluron-desmethyl	µg/l					-	-	-	-	-	-	-	-	-	-	-	<0.02	-
	Chlorpropham	µg/L			10[#4]	10[#4]	-	-	-	-	-	-	-	-	-	-	-	<0.05	-
	Clodinafop	µg/l					-	-	-	-	-	-	-	-	-	-	-	<0.03	-
	Clomeprop	µg/l					-	-	-	-	-	-	-	-	-	-	-	<0.01	-
	Crimidine	µg/l					-	-	-	-	-	-	-	-	-	-	-	<0.03	-
	Cybutryne (Irgarol)	µg/l					-	-	-	-	-	-	-	-	-	-	-	<0.01	-
	Cyprazine	µg/l					-	-	-	-	-	-	-	-	-	-	-	<0.02	-
	Cyprodinil	µg/L					-	-	-	-	-	-	-	-	-	-	-	<0.02	-
	Dichlofenthion	µg/l					-	-	-	-	-	-	-	-	-	-	-	<0.05	-
	Dichlormid	µg/l					-	-	-	-	-	-	-	-	-	-	-	<0.05	-
	Diethofencarb	µg/l					-	-	-	-	-	-	-	-	-	-	-	<0.02	-
	Difenacoum	µg/l					-	-	-	-	-	-	-	-	-	-	-	<0.02	-
	Dimefuron	µg/l					-	-	-	-	-	-	-	-	-	-	-	<0.02	-
	Dimethachlo	µg/l					-	-	-	-	-	-	-	-	-	-	-	<0.01	-
	Dimethenamid	µg/l					-	-	-	-	-	-	-	-	-	-	-	<0.01	-
	Dimethomorph	µg/l					-	-	-	-	-	-	-	-	-	-	-	<0.01	-
	Dinoterb	µg/l					-	-	-	-	-	-	-	-	-	-	-	<0.04	-
	Diuron desmethyl (DCPMU)	µg/l					-	-	-	-	-	-	-	-	-	-	-	<0.03	-

						Location	BH04015	BH04017	BH04017	BH04017	BH04017	BH04017	BH04017	BH04017	BH04017	BH04017	BH04017	BH04019	BH04019
						Sampled_Date_Time	09/06/2020	07/11/2019	23/01/2020	25/02/2020	25/02/2020	06/04/2020	22/04/2020	27/05/2020	17/06/2020	17/06/2020	25/09/2020	26/11/2019	16/01/2020
						Sample_Depth_Avg	32.37	2.32	0.5	32	32	32	32	32	32.5	32.5	0.97	1.04	2.85
						Project_ID	LTC - Phase 2 LTM	LTC - Phase 2	LTC - Phase 2	LTC - Phase 2 LTM	LTC - Phase 2 LTM	LTC - Phase 2 LTM	LTC - Phase 2 LTM	LTC - Phase 2 LTM	LTC - Phase 2 LTM	LTC - Phase 2	LTC - Phase 2 LTM	LTC - Phase 2	LTC - Phase 2
				UK Drinking Water Standards	UK Estuaries and coastal waters EQS	UK Freshwater EQS													
Chem_Group	**Analyte**	**Units**	**MDL**																
	Epoxiconazole	µg/l					-	-	-	-	-	-	-	-	-	-	-	<0.03	-
	Etrimphos	µg/L	0.01				-	-	-	-	-	-	-	-	-	-	-	<0.02	<0.01
	Fenoxaprop	µg/l					-	-	-	-	-	-	-	-	-	-	-	<0.03	-
	Fenpropidin	µg/l					-	-	-	-	-	-	-	-	-	-	-	<0.02	-
	Fenuron	µg/l					-	-	-	-	-	-	-	-	-	-	-	<0.01	-
	Fipronil	µg/L					-	-	-	-	-	-	-	-	-	-	-	<0.05	-
	Florasulam	µg/l					-	-	-	-	-	-	-	-	-	-	-	<0.02	-
	Fluazifop	µg/l					-	-	-	-	-	-	-	-	-	-	-	<0.02	-
	Fluazifop-P-butyl	µg/L					-	-	-	-	-	-	-	-	-	-	-	<0.02	-
	Foramsulfuron	µg/l					-	-	-	-	-	-	-	-	-	-	-	<0.01	-
	Furathiocarb	µg/l					-	-	-	-	-	-	-	-	-	-	-	<0.02	-
	Haloxyfop	µg/l					-	-	-	-	-	-	-	-	-	-	-	<0.03	-
	Haloxyfop-p-methyl	µg/l					-	-	-	-	-	-	-	-	-	-	-	<0.03	-
	Heptachlor epoxide	µg/L	0.01	0.03[#1]			-	-	-	-	-	-	-	-	-	-	-	<0.01	<0.01
	Imazamox	µg/l					-	-	-	-	-	-	-	-	-	-	-	<0.01	-
	Indoxacarb	µg/L					-	-	-	-	-	-	-	-	-	-	-	<0.05	-
	Isoproturon-desmethyl	µg/l					-	-	-	-	-	-	-	-	-	-	-	<0.02	-
	Isoproturon-monodesmethyl	µg/l					-	-	-	-	-	-	-	-	-	-	-	<0.02	-
	Isopyrazam	µg/l					-	-	-	-	-	-	-	-	-	-	-	<0.03	-
	Kresoxim-methyl	µg/l					-	-	-	-	-	-	-	-	-	-	-	<0.03	-
	Malaoxon	µg/l					-	-	-	-	-	-	-	-	-	-	-	<0.02	-
	Mandipropamid	µg/l					-	-	-	-	-	-	-	-	-	-	-	-	-
	Mecarbam	µg/l					-	-	-	-	-	-	-	-	-	-	-	<0.02	-
	Mesotrione	µg/l					-	-	-	-	-	-	-	-	-	-	-	<0.05	-
	Metconazole	µg/l					-	-	-	-	-	-	-	-	-	-	-	<0.02	-
	Metribuzin-desamino	µg/l					-	-	-	-	-	-	-	-	-	-	-	<0.01	-
	Naptalam	µg/l					-	-	-	-	-	-	-	-	-	-	-	<0.03	-

						Location	BH04015	BH04017	BH04017	BH04017	BH04017	BH04017	BH04017	BH04017	BH04017	BH04017	BH04017	BH04019	BH04019
						Sampled_Date_Time	09/06/2020	07/11/2019	23/01/2020	25/02/2020	25/02/2020	06/04/2020	22/04/2020	27/05/2020	17/06/2020	17/06/2020	25/09/2020	26/11/2019	16/01/2020
						Sample_Depth_Avg	32.37	2.32	0.5	32	32	32	32	32	32.5	32.5	0.97	1.04	2.85
						Project_ID	LTC - Phase 2 LTM	LTC - Phase 2	LTC - Phase 2	LTC - Phase 2 LTM	LTC - Phase 2 LTM	LTC - Phase 2 LTM	LTC - Phase 2 LTM	LTC - Phase 2 LTM	LTC - Phase 2 LTM	LTC - Phase 2	LTC - Phase 2 LTM	LTC - Phase 2	LTC - Phase 2
				UK Drinking Water Standards	UK Estuaries and coastal waters EQS	UK Freshwater EQS													
Chem_Group	**Analyte**	**Units**	**MDL**																
	Nicosulfuron	µg/l					-	-	-	-	-	-	-	-	-	-	-	<0.01	-
	Nuarimol	µg/l					-	-	-	-	-	-	-	-	-	-	-	<0.02	-
	Oxadixyl	µg/l					-	-	-	-	-	-	-	-	-	-	-	<0.03	-
	Paraoxon-ethyl	µg/l					-	-	-	-	-	-	-	-	-	-	-	<0.02	-
	Parathion-ethyl	µg/l					-	-	-	-	-	-	-	-	-	-	-	<0.05	-
	Penconazole	µg/l					-	-	-	-	-	-	-	-	-	-	-	<0.02	-
	Pencycuron	µg/l					-	-	-	-	-	-	-	-	-	-	-	<0.02	-
	Phosphamidon II (E)	µg/l	0.01				-	-	-	-	-	-	-	-	-	-	-	<0.02	<0.01
	Pretilachlor	µg/l					-	-	-	-	-	-	-	-	-	-	-	<0.02	-
	Primisulfuron-methyl	µg/l					-	-	-	-	-	-	-	-	-	-	-	<0.02	-
	Prodiamine	µg/l					-	-	-	-	-	-	-	-	-	-	-	<0.05	-
	Propaquizafop	µg/l					-	-	-	-	-	-	-	-	-	-	-	<0.03	-
	Propetamphos	µg/L	0.01		0.03[#4]	0.03[#4]	-	-	-	-	-	-	-	-	-	-	-	-	-
	Prosulfocarb	µg/l					-	-	-	-	-	-	-	-	-	-	-	<0.01	-
	Prothioconazole	µg/l					-	-	-	-	-	-	-	-	-	-	-	<0.05	-
	Pyribenzoxim	µg/l					-	-	-	-	-	-	-	-	-	-	-	<0.05	-
	Quinmerac	µg/l					-	-	-	-	-	-	-	-	-	-	-	<0.01	-
	Quizalofop	µg/l					-	-	-	-	-	-	-	-	-	-	-	<0.05	-
	Rimsulfuron	µg/l					-	-	-	-	-	-	-	-	-	-	-	<0.01	-
	Sebuthylazine	µg/l					-	-	-	-	-	-	-	-	-	-	-	<0.01	-
	Simazine-2-hydroxy	µg/l					-	-	-	-	-	-	-	-	-	-	-	<0.01	-
	Sodium Acifluorfen	µg/L					-	-	-	-	-	-	-	-	-	-	-	<0.01	-
	Sulfosulfuron	µg/l					-	-	-	-	-	-	-	-	-	-	-	<0.01	-
	Tecnazene	µg/L	0.01		1[#4]	1[#4]	-	-	-	-	-	-	-	-	-	-	-	-	-
	Teflubenzuron	µg/l					-	-	-	-	-	-	-	-	-	-	-	<0.03	-
	Terbuthylazine-desethyl	µg/l					-	-	-	-	-	-	-	-	-	-	-	<0.01	-
	Terbuthylazine-desethyl-2-hydroxy	µg/l					-	-	-	-	-	-	-	-	-	-	-	<0.01	-

						Location	BH04015	BH04017	BH04017	BH04017	BH04017	BH04017	BH04017	BH04017	BH04017	BH04017	BH04017	BH04019	BH04019
						Sampled_Date_Time	09/06/2020	07/11/2019	23/01/2020	25/02/2020	25/02/2020	06/04/2020	22/04/2020	27/05/2020	17/06/2020	17/06/2020	25/09/2020	26/11/2019	16/01/2020
						Sample_Depth_Avg	32.37	2.32	0.5	32	32	32	32	32	32.5	32.5	0.97	1.04	2.85
						Project_ID	LTC - Phase 2 LTM	LTC - Phase 2	LTC - Phase 2	LTC - Phase 2 LTM	LTC - Phase 2 LTM	LTC - Phase 2 LTM	LTC - Phase 2 LTM	LTC - Phase 2 LTM	LTC - Phase 2 LTM	LTC - Phase 2	LTC - Phase 2 LTM	LTC - Phase 2	LTC - Phase 2
				UK Drinking Water Standards	UK Estuaries and coastal waters EQS	UK Freshwater EQS													
Chem_Group	**Analyte**	**Units**	**MDL**																
	Terbuthylazine-hydroxy	µg/l					-	-	-	-	-	-	-	-	-	-	-	<0.01	-
	Thiabendazole	µg/L			5[#4]	5[#4]	-	-	-	-	-	-	-	-	-	-	-	<0.03	-
	Thiamethoxam	µg/L					-	-	-	-	-	-	-	-	-	-	-	<0.01	-
	Tribenuron-methyl	µg/L					-	-	-	-	-	-	-	-	-	-	-	<0.01	-
	Trietazine	µg/L	0.01				-	-	-	-	-	-	-	-	-	-	-	<0.02	<0.01
	Trifloxysulfuron-sodium	µg/l					-	-	-	-	-	-	-	-	-	-	-	<0.01	-
	Triflusulfuron-methyl	µg/l					-	-	-	-	-	-	-	-	-	-	-	<0.01	-
	Triforine	µg/l					-	-	-	-	-	-	-	-	-	-	-	<0.05	-
	Triticonazole	µg/l					-	-	-	-	-	-	-	-	-	-	-	<0.01	-
	Desmetryn	mg/L					-	-	-	-	-	-	-	-	-	-	-	<0.00001	-
	Simetryn	mg/L					-	-	-	-	-	-	-	-	-	-	-	<0.00001	-
	Clothianidin	µg/L					-	-	-	-	-	-	-	-	-	-	-	<0.01	-
	Cymoxanil	µg/L					-	-	-	-	-	-	-	-	-	-	-	<0.05	-
	Fluazifop-butyl	µg/L					-	-	-	-	-	-	-	-	-	-	-	<0.02	-
	Imazamethabenz-methyl	µg/L					-	-	-	-	-	-	-	-	-	-	-	<0.01	-
	Mesosulfuron-methyl	µg/L					-	-	-	-	-	-	-	-	-	-	-	<0.02	-
	Metamitron	µg/L					-	-	-	-	-	-	-	-	-	-	-	<0.03	-
	Metobromuron	µg/L					-	-	-	-	-	-	-	-	-	-	-	<0.03	-
	Monuron	µg/L					-	-	-	-	-	-	-	-	-	-	-	<0.02	-
	Secbumeton	µg/L					-	-	-	-	-	-	-	-	-	-	-	<0.01	-
	Spiroxamine	µg/L					-	-	-	-	-	-	-	-	-	-	-	<0.01	-
	Clomazon	µg/L					-	-	-	-	-	-	-	-	-	-	-	<0.01	-
	Metazachlor	µg/L	0.01				-	-	-	-	-	-	-	-	-	-	-	<0.01	<0.01
	Methabenzthiazuran	µg/L					-	-	-	-	-	-	-	-	-	-	-	<0.01	-
	Iprovalicarb	µg/L					-	-	-	-	-	-	-	-	-	-	-	<0.01	-
	Chloroxuron	µg/L					-	-	-	-	-	-	-	-	-	-	-	<0.01	-
	Neburon	µg/L					-	-	-	-	-	-	-	-	-	-	-	<0.01	-

						Location	BH04015	BH04017	BH04017	BH04017	BH04017	BH04017	BH04017	BH04017	BH04017	BH04017	BH04017	BH04019	BH04019
						Sampled_Date_Time	09/06/2020	07/11/2019	23/01/2020	25/02/2020	25/02/2020	06/04/2020	22/04/2020	27/05/2020	17/06/2020	17/06/2020	25/09/2020	26/11/2019	16/01/2020
						Sample_Depth_Avg	32.37	2.32	0.5	32	32	32	32	32	32.5	32.5	0.97	1.04	2.85
						Project_ID	LTC - Phase 2 LTM	LTC - Phase 2	LTC - Phase 2	LTC - Phase 2 LTM	LTC - Phase 2 LTM	LTC - Phase 2 LTM	LTC - Phase 2 LTM	LTC - Phase 2 LTM	LTC - Phase 2 LTM	LTC - Phase 2	LTC - Phase 2 LTM	LTC - Phase 2	LTC - Phase 2
				UK Drinking Water Standards	UK Estuaries and coastal waters EQS	UK Freshwater EQS													
Chem_Group	**Analyte**	**Units**	**MDL**																
	Metribuzin	µg/L					-	-	-	-	-	-	-	-	-	-	-	<0.03	-
	2,3,6-Trichlorobenzoic Acid (Tba)	µg/L					-	-	-	-	-	-	-	-	-	-	-	<0.1	-
	2,4,5-Trichlorophenoxy Acetic Acid	µg/L					-	-	-	-	-	-	-	-	-	-	-	<0.01	-
	2,4,5-TP (Silvex)	µg/L					-	-	-	-	-	-	-	-	-	-	-	<0.01	-
	Pyrimethanil	µg/L					-	-	-	-	-	-	-	-	-	-	-	<0.02	-
	Hedonal	µg/L			0.3[#2]	0.3[#2]	-	-	-	-	-	-	-	-	-	-	-	<0.01	-
	2,4-DDT	µg/L	0.01		0.00625[#42]	0.00625[#42]	-	-	-	-	-	-	-	-	-	-	-	<0.02	<0.01
	Propachlor	µg/L	0.01				-	-	-	-	-	-	-	-	-	-	-	<0.01	<0.01
	Propamocarb	µg/L					-	-	-	-	-	-	-	-	-	-	-	<0.03	-
	2,4-Dichlorprop	µg/L					-	-	-	-	-	-	-	-	-	-	-	<0.01	-
	3-Hydroxy Carbofuran	µg/L					-	-	-	-	-	-	-	-	-	-	-	<0.01	-
	4-(2,4-Dichlorophenoxy)butyric Acid (2,4-DB)	µg/L					-	-	-	-	-	-	-	-	-	-	-	<0.02	-
	4,4-DDE	µg/L	0.01		0.00625[#42]	0.00625[#42]	-	-	-	-	-	-	-	-	-	-	-	<0.01	<0.01
	4-Bromo-3,5-dimethylphenyl-N-methylcarbamate	µg/L					-	-	-	-	-	-	-	-	-	-	-	<0.02	-
	a-BHC	µg/L	0.01				-	-	-	-	-	-	-	-	-	-	-	<0.01	<0.01
	Acetochlor	µg/L					-	-	-	-	-	-	-	-	-	-	-	<0.03	-
	Aldicarb	µg/L					-	-	-	-	-	-	-	-	-	-	-	<0.05	-
	Aldicarb sulfone	µg/L					-	-	-	-	-	-	-	-	-	-	-	<0.01	-
	Aldrin	µg/L	0.01	0.03[#1]	0.00125[#43]	0.0025[#44]	-	-	-	-	-	-	-	-	-	-	-	<0.01	<0.01
	Ametryn	µg/L					-	-	-	-	-	-	-	-	-	-	-	<0.01	-
	Amidosulfuron	µg/L					-	-	-	-	-	-	-	-	-	-	-	<0.02	-
	Acetamiprid	µg/L					-	-	-	-	-	-	-	-	-	-	-	<0.01	-
	Aclonifen	µg/L					-	-	-	-	-	-	-	-	-	-	-	<0.03	-
	Actril (Ioxynil)	µg/L			10[#4]	10[#4]	-	-	-	-	-	-	-	-	-	-	-	<0.01	-
	Atraton	µg/L					-	-	-	-	-	-	-	-	-	-	-	<0.01	-
	Atrazine	µg/L	0.01		0.6[#2]	0.6[#2]	-	-	-	-	-	-	-	-	-	-	-	0.023 - 0.044	<0.01
	Azinophos methyl	µg/L	0.02		0.01[#8]	0.01[#8]	-	-	-	-	-	-	-	-	-	-	-	<0.04	<0.12

						Location	BH04015	BH04017	BH04017	BH04017	BH04017	BH04017	BH04017	BH04017	BH04017	BH04017	BH04017	BH04019	BH04019
						Sampled_Date_Time	09/06/2020	07/11/2019	23/01/2020	25/02/2020	25/02/2020	06/04/2020	22/04/2020	27/05/2020	17/06/2020	17/06/2020	25/09/2020	26/11/2019	16/01/2020
						Sample_Depth_Avg	32.37	2.32	0.5	32	32	32	32	32	32.5	32.5	0.97	1.04	2.85
						Project_ID	LTC - Phase 2 LTM	LTC - Phase 2	LTC - Phase 2	LTC - Phase 2 LTM	LTC - Phase 2 LTM	LTC - Phase 2 LTM	LTC - Phase 2 LTM	LTC - Phase 2 LTM	LTC - Phase 2 LTM	LTC - Phase 2	LTC - Phase 2 LTM	LTC - Phase 2	LTC - Phase 2
				UK Drinking Water Standards	UK Estuaries and coastal waters EQS	UK Freshwater EQS													
Chem_Group	**Analyte**	**Units**	**MDL**																
	Baygon	µg/L					-	-	-	-	-	-	-	-	-	-	-	<0.01	-
	b-BHC	µg/L	0.01				-	-	-	-	-	-	-	-	-	-	-	<0.01	<0.01
	Benazolin	µg/L					-	-	-	-	-	-	-	-	-	-	-	<0.05	-
	Bendiocarb	µg/L					-	-	-	-	-	-	-	-	-	-	-	<0.01	-
	Bentazone	µg/L			500[#4]	500[#4]	-	-	-	-	-	-	-	-	-	-	-	<0.01	-
	Bidrin	µg/L					-	-	-	-	-	-	-	-	-	-	-	<0.01	-
	Bromacil	µg/L					-	-	-	-	-	-	-	-	-	-	-	<0.01	-
	Bromazil	µg/L					-	-	-	-	-	-	-	-	-	-	-	<0.03	-
	Bromophos-ethyl	µg/L					-	-	-	-	-	-	-	-	-	-	-	<0.03	-
	Bromoxynil	µg/L			100[#4]	100[#4]	-	-	-	-	-	-	-	-	-	-	-	<0.01	-
	Carbaryl	µg/L					-	-	-	-	-	-	-	-	-	-	-	<0.01	-
	Carbendazim	µg/L				0.15[#4]	-	-	-	-	-	-	-	-	-	-	-	<0.01	-
	Carbetamide	µg/L					-	-	-	-	-	-	-	-	-	-	-	<0.01	-
	Carbofuran	µg/L					-	-	-	-	-	-	-	-	-	-	-	<0.01	-
	Carbophenothion	µg/L	0.01				-	-	-	-	-	-	-	-	-	-	-	-	-
	Carboxin	µg/L					-	-	-	-	-	-	-	-	-	-	-	<0.02	-
	Chlorbromuron	µg/L					-	-	-	-	-	-	-	-	-	-	-	<0.01	-
	Chlordane (cis)	µg/L	0.01				-	-	-	-	-	-	-	-	-	-	-	<0.01	<0.01
	Azinphos Ethyl	µg/L	0.02				-	-	-	-	-	-	-	-	-	-	-	<0.04	-
	Chlordane (trans)	µg/L	0.01				-	-	-	-	-	-	-	-	-	-	-	<0.01	<0.01
	Chlorfenvinphos	µg/L	0.01		0.1[#2]	0.1[#2]	-	-	-	-	-	-	-	-	-	-	-	<0.01	<0.01
	Chloridazon	µg/L					-	-	-	-	-	-	-	-	-	-	-	<0.01	-
	Chlorotoluron	µg/L			2[#4]	2[#4]	-	-	-	-	-	-	-	-	-	-	-	<0.01	-
	Chlorpyrifos	µg/L	0.01		0.03[#2]		-	-	-	-	-	-	-	-	-	-	-	<0.005	-
	Chlorpyrifos-methyl	µg/L	0.01				-	-	-	-	-	-	-	-	-	-	-	<0.02	<0.01
	Chlorsulfuron	µg/L					-	-	-	-	-	-	-	-	-	-	-	-	-
	Clopyralid	µg/L					-	-	-	-	-	-	-	-	-	-	-	<0.03	-

						Location	BH04015	BH04017	BH04017	BH04017	BH04017	BH04017	BH04017	BH04017	BH04017	BH04017	BH04017	BH04019	BH04019
						Sampled_Date_Time	09/06/2020	07/11/2019	23/01/2020	25/02/2020	25/02/2020	06/04/2020	22/04/2020	27/05/2020	17/06/2020	17/06/2020	25/09/2020	26/11/2019	16/01/2020
						Sample_Depth_Avg	32.37	2.32	0.5	32	32	32	32	32	32.5	32.5	0.97	1.04	2.85
						Project_ID	LTC - Phase 2 LTM	LTC - Phase 2	LTC - Phase 2	LTC - Phase 2 LTM	LTC - Phase 2 LTM	LTC - Phase 2 LTM	LTC - Phase 2 LTM	LTC - Phase 2 LTM	LTC - Phase 2 LTM	LTC - Phase 2	LTC - Phase 2 LTM	LTC - Phase 2	LTC - Phase 2
				UK Drinking Water Standards	UK Estuaries and coastal waters EQS	UK Freshwater EQS													
Chem_Group	**Analyte**	**Units**	**MDL**																
	Coumaphos	µg/L	0.01		0.03[#4]	0.03[#4]	-	-	-	-	-	-	-	-	-	-	-	<0.02	<0.01
	Cyanazine	µg/L	0.01				-	-	-	-	-	-	-	-	-	-	-	<0.01	<0.01
	Cyproconazole	µg/L					-	-	-	-	-	-	-	-	-	-	-	<0.01	-
	Cyromazine	µg/L					-	-	-	-	-	-	-	-	-	-	-	<0.05	-
	d-BHC	µg/L	0.01				-	-	-	-	-	-	-	-	-	-	-	<0.01	<0.01
	DDD	µg/L	0.01		0.00625[#42]	0.00625[#42]	-	-	-	-	-	-	-	-	-	-	-	<0.01	<0.01
	DDT	µg/L	0.01		0.01[#45]	0.01[#45]	-	-	-	-	-	-	-	-	-	-	-	<0.03	<0.01
	Deisopropylatrazine	µg/L					-	-	-	-	-	-	-	-	-	-	-	<0.01	-
	Chlorothalonil	µg/L	0.01			0.035[#2]	-	-	-	-	-	-	-	-	-	-	-	<0.02	<0.01
	Deethylatrazine	µg/L					-	-	-	-	-	-	-	-	-	-	-	0.012	-
	Demeton-S-methyl	µg/L	0.01				-	-	-	-	-	-	-	-	-	-	-	-	-
	Diazinon	µg/L	0.01		0.01[#2]	0.01[#2]	-	-	-	-	-	-	-	-	-	-	-	<0.02	<0.01
	Dicamba	µg/L					-	-	-	-	-	-	-	-	-	-	-	<0.03	-
	Dichlobenil	µg/L	0.01				-	-	-	-	-	-	-	-	-	-	-	-	-
	Dichlorvos	µg/L	0.01		0.04[#4]	0.001[#4]	-	-	-	-	-	-	-	-	-	-	-	<0.02	<0.01
	Diclofop	µg/L					-	-	-	-	-	-	-	-	-	-	-	<0.02	-
	Dieldrin	µg/L	0.01	0.03[#1]	0.00125[#43]	0.0025[#44]	-	-	-	-	-	-	-	-	-	-	-	<0.01	<0.01
	Difenoconazole	µg/L					-	-	-	-	-	-	-	-	-	-	-	<0.02	-
	Difenoxuron	µg/L					-	-	-	-	-	-	-	-	-	-	-	<0.02	-
	Diflubenzuron	µg/L			0.005[#4]	0.001[#4]	-	-	-	-	-	-	-	-	-	-	-	<0.02	-
	Diflufenican	µg/L					-	-	-	-	-	-	-	-	-	-	-	<0.01	-
	Dimethoate	µg/L	0.01		0.48[#2]	0.48[#2]	-	-	-	-	-	-	-	-	-	-	-	<0.01	<0.02
	Dinoseb	µg/L					-	-	-	-	-	-	-	-	-	-	-	<0.02	-
	Disulfoton	µg/L	0.01				-	-	-	-	-	-	-	-	-	-	-	-	-
	Diuron	µg/L			0.2[#2]	0.2[#2]	-	-	-	-	-	-	-	-	-	-	-	<0.01	-
	Endosulfan I	µg/L	0.01				-	-	-	-	-	-	-	-	-	-	-	<0.01	<0.01
	Endosulfan II	µg/L	0.02				-	-	-	-	-	-	-	-	-	-	-	<0.02	<0.02

						Location	BH04015	BH04017	BH04017	BH04017	BH04017	BH04017	BH04017	BH04017	BH04017	BH04017	BH04017	BH04019	BH04019
						Sampled_Date_Time	09/06/2020	07/11/2019	23/01/2020	25/02/2020	25/02/2020	06/04/2020	22/04/2020	27/05/2020	17/06/2020	17/06/2020	25/09/2020	26/11/2019	16/01/2020
						Sample_Depth_Avg	32.37	2.32	0.5	32	32	32	32	32	32.5	32.5	0.97	1.04	2.85
						Project_ID	LTC - Phase 2 LTM	LTC - Phase 2	LTC - Phase 2	LTC - Phase 2 LTM	LTC - Phase 2 LTM	LTC - Phase 2 LTM	LTC - Phase 2 LTM	LTC - Phase 2 LTM	LTC - Phase 2 LTM	LTC - Phase 2	LTC - Phase 2 LTM	LTC - Phase 2	LTC - Phase 2
				UK Drinking Water Standards	UK Estuaries and coastal waters EQS	UK Freshwater EQS													
Chem_Group	**Analyte**	**Units**	**MDL**																
	Endosulfan sulphate	µg/L	0.02				-	-	-	-	-	-	-	-	-	-	-	-	-
	Endrin	µg/L	0.01		0.00125[#43]	0.0025[#44]	-	-	-	-	-	-	-	-	-	-	-	<0.02	<0.01
	s-Ethyl dipropylthiocarbamate	µg/L					-	-	-	-	-	-	-	-	-	-	-	<0.02	-
	Ethiofencarb	µg/L					-	-	-	-	-	-	-	-	-	-	-	<0.02	-
	Ethion	µg/L	0.01				-	-	-	-	-	-	-	-	-	-	-	<0.02	-
	Ethoprop	µg/L					-	-	-	-	-	-	-	-	-	-	-	<0.02	-
	Ethofumesate	µg/L					-	-	-	-	-	-	-	-	-	-	-	<0.01	-
	Etridiazole	µg/L	0.01				-	-	-	-	-	-	-	-	-	-	-	<0.02	<0.01
	Fenamiphos	µg/L					-	-	-	-	-	-	-	-	-	-	-	<0.02	-
	Fenarimol	µg/L					-	-	-	-	-	-	-	-	-	-	-	<0.03	-
	Fenitrothion	µg/L	0.01		0.01[#4]	0.01[#4]	-	-	-	-	-	-	-	-	-	-	-	<0.02	<0.02
	Fensulfothion	µg/L					-	-	-	-	-	-	-	-	-	-	-	<0.02	-
	Fenhexamid	µg/L					-	-	-	-	-	-	-	-	-	-	-	<0.03	-
	Fenoxycarb	µg/L					-	-	-	-	-	-	-	-	-	-	-	<0.02	-
	Fenthion	µg/L	0.01				-	-	-	-	-	-	-	-	-	-	-	<0.02	<0.01
	Fenpropimorf	µg/L					-	-	-	-	-	-	-	-	-	-	-	<0.01	-
	Fluroxypyr	µg/L					-	-	-	-	-	-	-	-	-	-	-	<0.02	-
	Flutolanil	µg/L					-	-	-	-	-	-	-	-	-	-	-	<0.02	-
	Fonofos	µg/L					-	-	-	-	-	-	-	-	-	-	-	<0.05	-
	EPTC	µg/L						-	-	-	-							-	-
	g-BHC (Lindane)	µg/L	0.01				-	-	-	-	-	-	-	-	-	-	-	<0.01	<0.01
	Haloxyfop-methyl	µg/L					-	-	-	-	-	-	-	-	-	-	-	<0.03	-
	Thifensulfuron	µg/L					-	-	-	-	-	-	-	-	-	-	-	<0.01	-
	Heptachlor	µg/L	0.01	0.03[#1]			-	-	-	-	-	-	-	-	-	-	-	<0.01	<0.01
	Hexaconazole	µg/L					-	-	-	-	-	-	-	-	-	-	-	<0.02	-
	Hexazinone	µg/L					-	-	-	-	-	-	-	-	-	-	-	<0.01	-
	Hydroxyatrazine	µg/L					-	-	-	-	-	-	-	-	-	-	-	0.012	-

						Location	BH04015	BH04017	BH04017	BH04017	BH04017	BH04017	BH04017	BH04017	BH04017	BH04017	BH04017	BH04019	BH04019
						Sampled_Date_Time	09/06/2020	07/11/2019	23/01/2020	25/02/2020	25/02/2020	06/04/2020	22/04/2020	27/05/2020	17/06/2020	17/06/2020	25/09/2020	26/11/2019	16/01/2020
						Sample_Depth_Avg	32.37	2.32	0.5	32	32	32	32	32	32.5	32.5	0.97	1.04	2.85
						Project_ID	LTC - Phase 2 LTM	LTC - Phase 2	LTC - Phase 2	LTC - Phase 2 LTM	LTC - Phase 2 LTM	LTC - Phase 2 LTM	LTC - Phase 2 LTM	LTC - Phase 2 LTM	LTC - Phase 2 LTM	LTC - Phase 2	LTC - Phase 2 LTM	LTC - Phase 2	LTC - Phase 2
				UK Drinking Water Standards	UK Estuaries and coastal waters EQS	UK Freshwater EQS													
Chem_Group	**Analyte**	**Units**	**MDL**																
	Iprodione	µg/L					-	-	-	-	-	-	-	-	-	-	-	<0.03	-
	Isodrin	µg/L	0.01		0.00125[#43]	0.0025[#44]	-	-	-	-	-	-	-	-	-	-	-	<0.01	<0.01
	Isoproturon	µg/L			0.3[#2]	0.3[#2]	-	-	-	-	-	-	-	-	-	-	-	<0.01	-
	Linuron	µg/L			0.5[#2]	0.5[#2]	-	-	-	-	-	-	-	-	-	-	-	<0.02	-
	Malathion	µg/L	0.01		0.02[#4]	0.01[#4]	-	-	-	-	-	-	-	-	-	-	-	<0.01	<0.02
	2-Methyl-4-chlorophenoxyacetic acid	µg/L					-	-	-	-	-	-	-	-	-	-	-	<0.01	-
	2-Methyl-4-Chlorophenoxy Butanoic Acid	µg/L					-	-	-	-	-	-	-	-	-	-	-	<0.02	-
	Mecoprop	µg/L			18[#2]	18[#2]	-	-	-	-	-	-	-	-	-	-	-	<0.01	-
	Mefenpyr-diethyl	µg/L					-	-	-	-	-	-	-	-	-	-	-	<0.02	-
	Metachlor	µg/L	0.01		0.3[#2]	0.3[#2]	-	-	-	-	-	-	-	-	-	-	-	<0.02	<0.01
	Metalaxyl	µg/L					-	-	-	-	-	-	-	-	-	-	-	<0.01	-
	Methamidophos	µg/L					-	-	-	-	-	-	-	-	-	-	-	<0.01	-
	Methidathion	µg/L					-	-	-	-	-	-	-	-	-	-	-	<0.01	-
	Methiocarb	µg/L				0.01[#4]	-	-	-	-	-	-	-	-	-	-	-	<0.01	-
	Methomyl	µg/L					-	-	-	-	-	-	-	-	-	-	-	<0.01	-
	Methoxychlor	µg/L	0.01				-	-	-	-	-	-	-	-	-	-	-	<0.03	<0.01
	Methoxyfenozide	µg/L					-	-	-	-	-	-	-	-	-	-	-	<0.03	-
	Methyl parathion	µg/L	0.01				-	-	-	-	-	-	-	-	-	-	-	<0.02	<0.02
	Metolachlor	µg/L					-	-	-	-	-	-	-	-	-	-	-	<0.01	-
	Metoxuron	µg/L					-	-	-	-	-	-	-	-	-	-	-	<0.01	-
	Metsulfuron Methyl	µg/L					-	-	-	-	-	-	-	-	-	-	-	<0.01	-
	Mevinphos (Phosdrin)	µg/L	0.01			0.02(MAC)[#46]	-	-	-	-	-	-	-	-	-	-	-	<0.02	<0.01
	Molinate	µg/L					-	-	-	-	-	-	-	-	-	-	-	<0.01	-
	Monlinuran	µg/L					-	-	-	-	-	-	-	-	-	-	-	<0.02	-
	Monocrotophos	µg/L					-	-	-	-	-	-	-	-	-	-	-	<0.01	-
	Napropamide	µg/L					-	-	-	-	-	-	-	-	-	-	-	<0.01	-
	Flusilazole (NuStar)	µg/L					-	-	-	-	-	-	-	-	-	-	-	<0.01	-

						Location	BH04015	BH04017	BH04017	BH04017	BH04017	BH04017	BH04017	BH04017	BH04017	BH04017	BH04017	BH04019	BH04019
						Sampled_Date_Time	09/06/2020	07/11/2019	23/01/2020	25/02/2020	25/02/2020	06/04/2020	22/04/2020	27/05/2020	17/06/2020	17/06/2020	25/09/2020	26/11/2019	16/01/2020
						Sample_Depth_Avg	32.37	2.32	0.5	32	32	32	32	32	32.5	32.5	0.97	1.04	2.85
						Project_ID	LTC - Phase 2 LTM	LTC - Phase 2	LTC - Phase 2	LTC - Phase 2 LTM	LTC - Phase 2 LTM	LTC - Phase 2 LTM	LTC - Phase 2 LTM	LTC - Phase 2 LTM	LTC - Phase 2 LTM	LTC - Phase 2	LTC - Phase 2 LTM	LTC - Phase 2	LTC - Phase 2
				UK Drinking Water Standards	UK Estuaries and coastal waters EQS	UK Freshwater EQS													
Chem_Group	**Analyte**	**Units**	**MDL**																
	o,p-DDD	µg/L	0.01				-	-	-	-	-	-	-	-	-	-	-	<0.01	<0.01
	o,p'-DDE	µg/L	0.01				-	-	-	-	-	-	-	-	-	-	-	<0.01	<0.01
	o,p-Methoxychlor	µg/L	0.01				-	-	-	-	-	-	-	-	-	-	-	-	-
	Omethoate	µg/L	0.01			0.01[#4]	-	-	-	-	-	-	-	-	-	-	-	<0.02	<0.01
	Oxamyl	µg/L					-	-	-	-	-	-	-	-	-	-	-	<0.01	-
	Paclobutrazol	µg/L					-	-	-	-	-	-	-	-	-	-	-	<0.02	-
	Methyl Paraoxon	µg/L					-	-	-	-	-	-	-	-	-	-	-	<0.02	-
	Parathion	µg/L	0.01				-	-	-	-	-	-	-	-	-	-	-	<0.02	<0.01
	Pendimethalin	µg/L	0.01			0.3[#2]	-	-	-	-	-	-	-	-	-	-	-	<0.02	<0.01
	Imidacloprid	µg/L					-	-	-	-	-	-	-	-	-	-	-	<0.01	-
	Permethrin	µg/L	0.01		0.0002[#4]	0.001[#4]	-	-	-	-	-	-	-	-	-	-	-	-	-
	Permethrin II	µg/L	0.01				-	-	-	-	-	-	-	-	-	-	-	-	-
	Phorate	µg/L	0.01				-	-	-	-	-	-	-	-	-	-	-	<0.02	<0.01
	Phosmet	µg/L					-	-	-	-	-	-	-	-	-	-	-	<0.05	-
	Lenacil	µg/L					-	-	-	-	-	-	-	-	-	-	-	<0.03	-
	Picloram	µg/L					-	-	-	-	-	-	-	-	-	-	-	<0.02	-
	Picoxystrobin	µg/L					-	-	-	-	-	-	-	-	-	-	-	<0.01	-
	Pirimicarb	µg/L			1[#4]	1[#4]	-	-	-	-	-	-	-	-	-	-	-	<0.01	-
	Pirimiphos-methyl	µg/L	0.01		0.015[#4]	0.015[#4]	-	-	-	-	-	-	-	-	-	-	-	<0.01	-
	Pirimphos-ethyl	µg/L					-	-	-	-	-	-	-	-	-	-	-	<0.02	-
	Prochloraz	µg/L			4[#4]	4[#4]	-	-	-	-	-	-	-	-	-	-	-	<0.02	-
	Profenofos	µg/L					-	-	-	-	-	-	-	-	-	-	-	<0.01	-
	Promecarb	µg/L					-	-	-	-	-	-	-	-	-	-	-	<0.01	-
	Prometon	µg/L					-	-	-	-	-	-	-	-	-	-	-	<0.02	-
	Prometryn	µg/L	0.01				-	-	-	-	-	-	-	-	-	-	-	<0.01	0.0487
	Pronamide	µg/L	0.01		100[#4]	100[#4]	-	-	-	-	-	-	-	-	-	-	-	<0.01	<0.01
	Propanil	µg/L					-	-	-	-	-	-	-	-	-	-	-	<0.03	-

						Location	BH04015	BH04017	BH04017	BH04017	BH04017	BH04017	BH04017	BH04017	BH04017	BH04017	BH04017	BH04019	BH04019
						Sampled_Date_Time	09/06/2020	07/11/2019	23/01/2020	25/02/2020	25/02/2020	06/04/2020	22/04/2020	27/05/2020	17/06/2020	17/06/2020	25/09/2020	26/11/2019	16/01/2020
						Sample_Depth_Avg	32.37	2.32	0.5	32	32	32	32	32	32.5	32.5	0.97	1.04	2.85
						Project_ID	LTC - Phase 2 LTM	LTC - Phase 2	LTC - Phase 2	LTC - Phase 2 LTM	LTC - Phase 2 LTM	LTC - Phase 2 LTM	LTC - Phase 2 LTM	LTC - Phase 2 LTM	LTC - Phase 2 LTM	LTC - Phase 2	LTC - Phase 2 LTM	LTC - Phase 2	LTC - Phase 2
				UK Drinking Water Standards	UK Estuaries and coastal waters EQS	UK Freshwater EQS													
Chem_Group	**Analyte**	**Units**	**MDL**																
	Propazine	µg/L	0.01				-	-	-	-	-	-	-	-	-	-	-	<0.01	<0.01
	Propham	µg/L					-	-	-	-	-	-	-	-	-	-	-	<0.05	-
	Propiconazole	µg/L					-	-	-	-	-	-	-	-	-	-	-	<0.01	-
	Propoxycarbazone-sodium	µg/L					-	-	-	-	-	-	-	-	-	-	-	<0.01	-
	Pursuit	µg/L					-	-	-	-	-	-	-	-	-	-	-	<0.01	-
	Pyriproxyfen	µg/L					-	-	-	-	-	-	-	-	-	-	-	<0.03	-
	Quinclorac	µg/L					-	-	-	-	-	-	-	-	-	-	-	<0.02	-
	Quinoxyfen	µg/L					-	-	-	-	-	-	-	-	-	-	-	<0.04	-
	Savey	µg/L					-	-	-	-	-	-	-	-	-	-	-	<0.02	-
	Sethoxydim	µg/L					-	-	-	-	-	-	-	-	-	-	-	<0.02	-
	Simazine	µg/L	0.01		1[#2]	1[#2]	-	-	-	-	-	-	-	-	-	-	-	<0.01	<0.01
	Tebuthiuron	µg/L					-	-	-	-	-	-	-	-	-	-	-	<0.02	-
	Terbutryn	µg/L	0.01				-	-	-	-	-	-	-	-	-	-	-	<0.02 - 0.025	0.0447
	Terbuthylazine	µg/L					-	-	-	-	-	-	-	-	-	-	-	-	-
	Terbutylazine	µg/L						-	-	-	-							<0.01	-
	Phosalone	µg/L	0.01				-	-	-	-	-	-	-	-	-	-	-	<0.01	-
	Phosphamidon	µg/L	0.01				-	-	-	-	-	-	-	-	-	-	-	<0.01	<0.01
	Thiobencarb	µg/L					-	-	-	-	-	-	-	-	-	-	-	<0.01	-
	Thiophanate-methyl	µg/L					-	-	-	-	-	-	-	-	-	-	-	<0.03	-
	Triadimefon	µg/L	0.01				-	-	-	-	-	-	-	-	-	-	-	<0.02	<0.01
	Triadimenol	µg/L					-	-	-	-	-	-	-	-	-	-	-	<0.01	-
	Triallate	µg/L	0.01		0.25[#4]	0.25[#4]	-	-	-	-	-	-	-	-	-	-	-	<0.05	-
	Triasulfuron	µg/L					-	-	-	-	-	-	-	-	-	-	-	<0.02	-
	Tributyl phosphate	µg/L	0.01		50[#4]	50[#4]	-	-	-	-	-	-	-	-	-	-	-	-	-
	Triclopyr	µg/L					-	-	-	-	-	-	-	-	-	-	-	<0.03	-
	Triclosan	µg/L					-	-	-	-	-	-	-	-	-	-	-	<0.05	-
	Trifluralin	µg/L	0.01		0.03[#2]	0.03[#2]	-	-	-	-	-	-	-	-	-	-	-	<0.01	<0.01

						Location	BH04015	BH04017	BH04017	BH04017	BH04017	BH04017	BH04017	BH04017	BH04017	BH04017	BH04017	BH04019	BH04019
						Sampled_Date_Time	09/06/2020	07/11/2019	23/01/2020	25/02/2020	25/02/2020	06/04/2020	22/04/2020	27/05/2020	17/06/2020	17/06/2020	25/09/2020	26/11/2019	16/01/2020
						Sample_Depth_Avg	32.37	2.32	0.5	32	32	32	32	32	32.5	32.5	0.97	1.04	2.85
						Project_ID	LTC - Phase 2 LTM	LTC - Phase 2	LTC - Phase 2	LTC - Phase 2 LTM	LTC - Phase 2 LTM	LTC - Phase 2 LTM	LTC - Phase 2 LTM	LTC - Phase 2 LTM	LTC - Phase 2 LTM	LTC - Phase 2	LTC - Phase 2 LTM	LTC - Phase 2	LTC - Phase 2
				UK Drinking Water Standards	UK Estuaries and coastal waters EQS	UK Freshwater EQS													
Chem_Group	**Analyte**	**Units**	**MDL**																
	Tebuconazole	µg/L					-	-	-	-	-	-	-	-	-	-	-	<0.01	-
	Telodrin	µg/L	0.01				-	-	-	-	-	-	-	-	-	-	-	<0.02	<0.01
	Triazophos	µg/L	0.01		0.005[#4]	0.005[#4]	-	-	-	-	-	-	-	-	-	-	-	<0.02	-
	Tricyclazole	µg/L					-	-	-	-	-	-	-	-	-	-	-	<0.01	-
Surrogate	Surrogate Value	%					-	-	-	-	-	-	-	-	-	-	-	87.2	86.5
SVOC TIC	SVOC TICS - Detect	Detect					-	-	-	-	-	-	-	-	-	-	-	0	-
	SVOC Tentatively Identified Compounds	µg/L	10				-	-	-	-	-	-	-	-	-	-	-	<10	-
VOC TIC	VOC TICs - Detect	Detect					-	-	-	-	-	-	-	-	-	-	-	-	-
	VOC Tentatively Identified Compounds	µg/l	10				-	-	-	-	-	-	-	-	-	-	-	-	-
Other	Biochemical Oxygen Demand (5-day test)	µg/L	1000				-	-	-	-	-	-	-	-	-	-	<1000	-	-
	Redox	mV					-	-	-	-	-	-	-	-	-	-	-	192	171
	Salinity (no units)	PSS-78						<2	<2	<2	<2							<2	<2
	Conductivity @ 20oC	µS/cm	5				1400	570	551	536	559	583	573	566	557	582	597	761	2390
	Total Dissolved Solids (Filtered)	mg/L	10				1080	438	407	427	430	342	439	440	447	420	426	637	1690
	Biological Oxygen Demand	mg/L	1				<1	<1	<1	<1	<1	<1	<1	<1	<1	<1	-	1.06	1.85
	Chemical Oxygen Demand	mg/L	7				<7	9.18	10.2	<7	<7	<7	<7	<7	<7	10.2	14.7	14.2	20.2
	Dissolved Organic Carbon (Filtered)	µg/L	3000				<3000	<3000	<3000	<3000	<3000	<3000	<3000	<3000	<3000	3330	<3000	<3000	4830
	pH (Lab)	pH_Units	1	6.5-9.5[#1]	6-8.5(MAC)[#46]	6-9(MAC)[#46]	7.49	7.73	7.91	8.12	8.09	7.38	7.41	7.96	7.67	7.46	7.61	7.95	8.17
	Total Organic Carbon	mg/l	3					-	-	-	-							-	-

Environmental Standards Comments

						Location	BH04015	BH04017	BH04017	BH04017	BH04017	BH04017	BH04017	BH04017	BH04017	BH04017	BH04017	BH04019	BH04019
						Sampled_Date_Time	09/06/2020	07/11/2019	23/01/2020	25/02/2020	25/02/2020	06/04/2020	22/04/2020	27/05/2020	17/06/2020	17/06/2020	25/09/2020	26/11/2019	16/01/2020
						Sample_Depth_Avg	32.37	2.32	0.5	32	32	32	32	32	32.5	32.5	0.97	1.04	2.85
						Project_ID	LTC - Phase 2 LTM	LTC - Phase 2	LTC - Phase 2	LTC - Phase 2 LTM	LTC - Phase 2 LTM	LTC - Phase 2 LTM	LTC - Phase 2 LTM	LTC - Phase 2 LTM	LTC - Phase 2 LTM	LTC - Phase 2	LTC - Phase 2 LTM	LTC - Phase 2	LTC - Phase 2
				UK Drinking Water Standards	UK Estuaries and coastal waters EQS	UK Freshwater EQS													
Chem_Group	**Analyte**	**Units**	**MDL**																

#1:Water Supply (Water Quality) Regulations 2016.
#2:Water Framework Directive (Standards and Classification) Directions (England and Wales) 2015.
#3:Operational Targets and EQS. EA, April 2018
#4:Water Framework Directive (Standards & Classification) Directions (England & Wales) 2015. Dissolved fraction.
#5:Water Framework Directive (Standards & Classification) Directions (England & Wales) 2015. Dissolved fraction. Lowest criteria presented (<40mg/l of CaCO3). See 'further assessment' if criteria exceeded and hardness (CaCO3) data available.
#6:Water Framework Directive (Standards and Classification) Directions (England and Wales) 2015. Dissolved Fraction. If hexavalent chromium (CrVI) data is available, a value of 4.7µg/l may be appropriate for the remaining trivalent chromium (CrIII).
#7:Operational Targets and EQS. EA, April 2018. Dissolved fraction.
#8:Water Framework Directive (Standards and Classification) Directions (England and Wales) 2015. Dissolved Fraction. If DOC >1mg/l then a higher criteria applies [3.76+(2.677x((DOC/2)-0.5))]
#9:Water Framework Directive (Standards & Classification) Directions (England & Wales) 2015. Dissolved & bioavailable (bio) fraction plus background. M-BAT tool to assess: http://wfduk.org/resources/rivers-lakes-metal-bioavailability-assessment-tool-m-bat
#10:Water Framework Directive (Standards & Classification) Directions (England & Wales) 2015. Bioavailable (bio) fraction. M-BAT tool to assess: http://wfduk.org/resources/rivers-lakes-metal-bioavailability-assessment-tool-m-bat
#11:Water Framework Directive (Standards and Classification) Directions (England and Wales) 2015. Dissolved Fraction. MAC adopted in absence of AA value.
#12:Guidelines for Drinking-water Quality, 4th Edition. WHO, 2011. Informal value.
#13:Operational Targets and EQS. EA, April 2018.
#14:Operational Targets and EQS. EA, April 2018. Lowest criteria presented (<200mg/l CaCO3). See 'further assessment' values if criteria exceeded and hardness (CaCO3) data available.
#15:Guidelines for Drinking-water Quality, 4th Edition. WHO, 2011. Based on taste rather than a formal guideline.
#16:Operational Targets and EQS. EA, April 2018. Dissolved plus ambient background concentration. For saltwater, an Ambient Background Concentration of 1.1 µg/l has been used.
#17:Water Framework Directive (Standards and Classification) Directions (England and Wales) 2015. Indicator of 'good' status (90%ile) - Ammonia standard for lakes and rivers (total ammonia as nitrogen).
#18:Operational Targets and EQS. EA, April 2018. Dissolved fraction. Lowest criteria presented (<50 mg/l CaCO3). See 'further assessment' values if criteria exceeded and hardness (CaCO3) data available.
#19:Water Supply (Water Quality) Regulations 2016. As NO3.
#20:Water Supply (Water Quality) Regulations 2016. As NO2

						Location	BH04015	BH04017	BH04017	BH04017	BH04017	BH04017	BH04017	BH04017	BH04017	BH04017	BH04017	BH04019	BH04019
						Sampled_Date_Time	09/06/2020	07/11/2019	23/01/2020	25/02/2020	25/02/2020	06/04/2020	22/04/2020	27/05/2020	17/06/2020	17/06/2020	25/09/2020	26/11/2019	16/01/2020
						Sample_Depth_Avg	32.37	2.32	0.5	32	32	32	32	32	32.5	32.5	0.97	1.04	2.85
						Project_ID	LTC - Phase 2 LTM	LTC - Phase 2	LTC - Phase 2	LTC - Phase 2 LTM	LTC - Phase 2 LTM	LTC - Phase 2 LTM	LTC - Phase 2 LTM	LTC - Phase 2 LTM	LTC - Phase 2 LTM	LTC - Phase 2	LTC - Phase 2 LTM	LTC - Phase 2	LTC - Phase 2
				UK Drinking Water Standards	UK Estuaries and coastal waters EQS	UK Freshwater EQS													
Chem_Group	**Analyte**	**Units**	**MDL**																
#21:Water Supply	(Water Quality) Regulations 2016. As SO4.																		

#22:Water Supply (Water Quality) Regulations 2016. Value of 0.1µg/l for PAH split between four individual PAH. Requires summation of benzo(b)fluoranthene, benzo(k)fluoranthene, benzo(ghiperylene and indeno(123cd)pyrene to use 0.1µg/l value.
#23:Water Framework Directive (Standards and Classification) Directions (England and Wales) 2015. Benzo(a)pyrene can be considered as a marker for other PAH for comparison with the corresponding AA-EQS in water.
#24:No UK DWS for total petroleum hydrocarbons (TPH), or speciated TPH fractions. A value of 10 µg/l is adopted for sum TPH based on the rescinded Private Water Supply Regulations, 1991.
#25:No UK EQS for total petroleum hydrocarbons (TPH), or speciated TPH fractions. A value of 50 µg/l is adopted for sum TPH protection of surface water based on 50µg/l-1000µg/l (Surface Waters (Abstraction for Drinking Water) Regulations 1989).
#26:Guidelines for Drinking-water Quality, 4th Edition. WHO, 2011
#27:Proposed Environmental Quality Standard, in absence of legislative standard (Ayscough et al., 2002). https://assets.publishing.service.gov.uk/government/uploads/system/uploads/attachment_data/file/291223/sp2-115-tr4-e-e.pdf
#28:Guidelines for Drinking-water Quality, 4th Edition. WHO, 2011. Value of 500µg/l for sum xylenes split between isomers. Requires summation of m,p & o isomers to use 500µg/l value.
#29:Operational Targets and EQS. EA, April 2018. Value of 30µg/l for sum xylenes split between isomers. Requires summation of m,p & o isomers to use 30µg/l value.
#30:The taste and odour threshold of 15µg/l is commonly adopted as a guide.
#31:The taste and odour threshold of 15µg/l is commonly adopted as a guide. In situations where there is no risk to a drinking water supply or aquifer, a PNEC value of 2,600µg/l may be used.
#32:Water Framework Directive (Standards and Classification) Directions (England and Wales) 2015. Value of 140µg/l for tetrachloroethane split between 2 isomers. Requires summation of 2 isomers to use 140µg/l value.
#33:Guidelines for Drinking-water Quality, 4th Edition. WHO, 2011. In Scotland a value of 200µg/l is used (WAT-PS-10-01).
#34:US EPA Regional Screening Levels, May 2019. https://www.epa.gov/risk/regional-screening-levels-rsls-generic-tables
#35:Guidelines for Drinking-water Quality, 4th Edition. WHO, 2011. In Scotland a value of 7µg/l is used (WAT-PS-10-01).
#36:Water Supply (Water Quality) Regulations 2016. Value of 100µg/l for sum trihalomethanes split between individual compounds. Requires summation of chloroform, bromoform, chlorodibromomethane and bromodichloromethane to use 100µg/l value.
#37:Guidelines for Drinking-water Quality, 4th Edition. WHO, 2011. Value of 50µg/l for sum cis & trans-DCE split between isomers. Requires summation of cis & trans-DCE isomers to use 50µg/l value.
#38:Water Supply (Water Quality) Regulations 2016. Value of 10µg/l for sum of TCE & PCE split between individual compounds. Requires summation of TCE & PCE to use 10µg/l value.
#39:Water Framework Directive (Standards and Classification) Directions (England and Wales) 2015. Value of 0.4µg/l for sum isomers split between 3 isomers. Requires summation of isomers to use 0.4µg/l value.
#40:Water Framework Directive (Standards and Classification) Directions (England and Wales) 2015. Value of 20µg/l for sum isomers split between 3 isomers. Requires summation of isomers to use 20µg/l value.
#41:Position statement (WAT-PS-10-01), SEPA August 2014.
#42:Water Framework Directive (Standards and Classification) Directions (England and Wales) 2015. Value of 0.025µg/l for sum DDT isomers split between 4 isomers. Requires summation of 4 isomers to use 0.025µg/l value.
#43:Water Framework Directive (Standards and Classification) Directions (England and Wales) 2015. Value of 0.005µg/l for sum isomers split between 4 isomers. Requires summation of isomers to use 0.005µg/l value.
#44:Water Framework Directive (Standards and Classification) Directions (England and Wales) 2015. Value of 0.01µg/l for sum isomers split between 4 isomers. Requires summation of isomers to use 0.01µg/l value.
#45:Water Framework Directive (Standards and Classification) Directions (England and Wales) 2015. Relates to p,p-DDT (CAS 50-29-3)
#46:Operational Targets and EQS. EA, April 2018. Maximum Allowable Concentration (MAC) adopted in absence of Annual Average (AA) value.

Key

<0.6	Result MDL exceeds GAC
27.8	Result exceeds GAC
-	Determinand not tested for

Notes

Where a range is given a determinand has been analysed for by more than one method

						Location	BH04019	BH04019	BH04019	BH04019	BH04019	BH04019	BH04019	BH04019	BH04020	BH04020	BH04020	BH04020	BH04020	BH04020
						Sampled_Date_Time	18/02/2020	18/03/2020	14/04/2020	21/05/2020	08/07/2020	08/07/2020	17/09/2020	17/09/2020	07/11/2019	19/11/2019	16/01/2020	18/02/2020	17/03/2020	14/04/2020
						Sample_Depth_Avg	17.5	17.5	17	18	17.5	17.5	0	0	8	1.12	2.42	24	24	22
						Project_ID	LTC - Phase 2	LTC - Phase 2 LTM	LTC - Phase 2	LTC - Phase 2 LTM	LTC - Phase 2 LTM	LTC - Phase 2 LTM	LTC - Phase 2	LTC - Phase 2 LTM	LTC - Phase 2	LTC - Phase 2	LTC - Phase 2	LTC - Phase 2 LTM	LTC - Phase 2	LTC - Phase 2 LTM
				UK Drinking Water Standards	UK Estuaries and coastal waters EQS	UK Freshwater EQS														
Chem_Group	**Analyte**	**Units**	**MDL**																	
Metals	Antimony	µg/L	4	5[#1]			-	-	-	-	-	-	-	-	-	-	-	-	-	-
	Antimony (Filtered)	µg/L	1	5[#1]											-	-	-			
	Arsenic	µg/L	2	10[#1]	25[#2]	50[#2]	<2	<2	<2	<2	<2	<2	<2	<2	-	-	-	3.48	<2	<2
	Arsenic (Filtered)	µg/L	0.5	10[#1]	25[#2]	50[#2]	0.796	<0.5	<0.5	<0.5	<0.5	<0.5	<0.5	<0.5	<0.5	1.02	2.62	2.74	1.05	<0.5
	Barium (Filtered)	µg/L	0.2	1300[#3]											-	-	-			
	Beryllium (Filtered)	µg/L	0.1												-	-	-			
	Boron	µg/L	20	1000[#1]	7000[#4]	2000[#4]	52.8	47.3	47.9	57.3	52.7	50	50.9	53	-	-	-	514	185	68
	Boron (Filtered)	µg/L	10	1000[#1]	7000[#4]	2000[#4]	45.6	46.1	51.9	49.6	48.9	53	51.9	48.9	43.9	131	529	483	183	65
	Cadmium	µg/L	0.5	5[#1]	0.2[#5]	0.08[#6]	<0.5	<0.5	<0.5	<0.5	<0.5	<0.5	<0.5	<0.5	-	-	-	<0.5	<0.5	<0.5
	Cadmium (Filtered)	µg/L	0.08	5[#1]	0.2[#5]	0.08[#6]	<0.08	<0.08	<0.08	<0.08	<0.08	<0.08	<0.08	<0.08	<0.08	<0.08	<0.08	<0.08	<0.08	<0.08
	Chromium (hexavalent) (Filtered)	µg/L	3		0.6[#5]	3.4[#5]	<3	<3	<3	<3	<3	<3	<3	<3	<3	3.42	<3	<3	<3	<3
	Chromium	µg/L	3	50[#1]	0.6[#5]	3.4[#7]	<3	<3	<3	<3	<3	<3	<3	<3	-	-	-	<3	<3	<3
	Chromium (Filtered)	µg/L	1	50[#1]	0.6[#5]	3.4[#7]	<1	<1	<1	<1	<1	<1	<1	<1	9.63	3.07	<1	<1	<1	<1
	Chromium (Trivalent) (Filtered)	µg/L	3			4.7[#5]	-	<3	<3	<3	<3	<3	<3	<3	9.63	<3	<3	-	<3	<3
	Cobalt (Filtered)	µg/L	0.5		3[#8]	3[#8]	-	<0.5	<0.5	<0.5	<0.5	<0.5	<0.5	<0.5	<0.5	<0.5	1.58	-	<0.5	<0.5
	Copper	µg/L	1	2000[#1]	3.76[#9]	1(bio)[#10]	-	1.4	1.5	1.91	2.95	1.42	2.04	2.72	-	-	-	-	1.15	1.33
	Copper (Filtered)	µg/L	0.3	2000[#1]	3.76[#9]	1(bio)[#10]	1.09	<0.3	-	0.371	2.5	2.23	1.54	1.94	0.539	1.6	3.53	2.21	<0.3	-
	Iron (Filtered)	µg/L	19	200[#1]	1000[#2]	1000[#2]	<19	<19	<19	<19	<19	<19	19.8	566	<19	<19	67.2	<19	<19	<19
	Lead	µg/L	1	10[#1]	1.3[#5]	1.2(bio)[#10]	-	-	-	-	-	-	-	-	-	-	-	-	-	-
	Lead (Filtered)	µg/L	0.2	10[#1]	1.3[#5]	1.2(bio)[#10]	<0.2	0.242	<0.2	<0.2	<0.2	<0.2	<0.2	0.304	<0.2	<0.2	0.267	<0.2	0.237	<0.2
	Manganese	µg/L	1	50[#1]		123(bio)[#11]	11.4	5.32	4.91	13.3	3.95	1.98	16.7	15.2	-	-	-	603	47.7	222
	Manganese (Filtered)	µg/L	3	50[#1]		123(bio)[#11]	6.15	<3	<3	<3	<3	<3	5.83	9.45	<3	<3	297	570	27	<3
	Mercury	µg/L	0.02	1[#1]	0.07(MAC)[#12]	0.07(MAC)[#12]	<0.02	<0.02	<0.02	<0.02	<0.02	<0.02	<0.02	<0.02	-	-	-	0.0249	<0.02	<0.02
	Mercury (Filtered)	µg/L	0.01	1[#1]	0.07(MAC)[#12]	0.07(MAC)[#12]	0.0213	<0.01	<0.01	<0.01	<0.01	<0.01	<0.01	<0.01	<0.01	<0.01	<0.01	0.034	<0.01	<0.01
	Molybdenum	µg/L	9	70[#13]			-	-	-	-	-	-	-	-	-	-	-	-	-	-
	Molybdenum (Filtered)	µg/L	3	70[#13]											-	-	-			
	Nickel	µg/L	1	20[#1]	8.6[#5]	4(bio)[#10]	6.99	3.95	3.26	3.65	3.26	2.73	2.75	3.15	-	-	-	6.23	2.51	3.69
	Nickel (Filtered)	µg/L	0.4	20[#1]	8.6[#5]	4(bio)[#10]	6.27	3.37	3.25	2.81	2.71	3	2.56	2.96	2.52	2.32	4.87	5.25	2.35	1.94

						Location	BH04019	BH04019	BH04019	BH04019	BH04019	BH04019	BH04019	BH04019	BH04020	BH04020	BH04020	BH04020	BH04020	BH04020
						Sampled_Date_Time	18/02/2020	18/03/2020	14/04/2020	21/05/2020	08/07/2020	08/07/2020	17/09/2020	17/09/2020	07/11/2019	19/11/2019	16/01/2020	18/02/2020	17/03/2020	14/04/2020
						Sample_Depth_Avg	17.5	17.5	17	18	17.5	17.5	0	0	8	1.12	2.42	24	24	22
						Project_ID	LTC - Phase 2	LTC - Phase 2 LTM	LTC - Phase 2	LTC - Phase 2 LTM	LTC - Phase 2 LTM	LTC - Phase 2 LTM	LTC - Phase 2	LTC - Phase 2 LTM	LTC - Phase 2	LTC - Phase 2	LTC - Phase 2	LTC - Phase 2 LTM	LTC - Phase 2	LTC - Phase 2 LTM
				UK Drinking Water Standards	UK Estuaries and coastal waters EQS	UK Freshwater EQS														
Chem_Group	**Analyte**	**Units**	**MDL**																	
	Selenium	µg/L	1	10[#1]			2.28	2.59	1.83	1.92	2.4	2.05	2.23	2.17	-	-	-	<1	1.55	1.7
	Selenium (Filtered)	µg/L	1	10[#1]			2.13	-	-	-	-	-	-	-	1.49	1.9	1.07	<1	-	-
	Strontium (Filtered)	µg/L	1				741	602	600	599	524	524	597	565	638	820	1300	1120	696	524
	Vanadium	µg/L	5		100[#14]	20[#15]	-	-	-	-	-	-	-	-	-	-	-	-	-	-
	Vanadium (Filtered)	µg/L	1		100[#14]	20[#15]									-	-	-			
	Zinc	µg/L	5	3000[#16]	7.9[#17]	10.9(bio)[#10]	13.2	11.6	11	19.6	15.2	6.23	10.4	14.5	-	-	-	10.7	9.95	19.5
	Zinc (Filtered)	µg/L	1	3000[#16]	7.9[#17]	10.9(bio)[#10]	5.89	-	-	-	-	-	-	-	5.41	1.9	66.4	6.94	-	-
Inorganics	Total Hardness	mg/l	0.35				439	427	427	434	429	422	414	426	333	281	914	893	488	396
	Alkalinity (Bicarbonate as CaCO3)	mg/L	2				-	-	-	-	-	-	324	326	155	65	470	-	-	-
	Alkalinity (Bicarbonate) as HCO3	mg/L	2				322	323	329	543	324	322	-	-	189	79.3	573	595	384	275
	Alkalinity (total) as CaCO3	mg/L	2				264	265	270	445	266	264	266	268				488	315	225
	Ammoniacal Nitrogen as N (Filtered)	mg/L	0.01		0.021[#2]	0.6[#18]	0.423	0.0201	<0.01	0.0223	0.0136	0.0224	0.0133	0.059	0.0408	0.413	0.219	0.208	0.0368	0.117
	Ammoniacal Nitrogen as NH3	mg/L	0.2				-	-	-	-	-	-	-	-	-	-	-	-	-	-
	Ammoniacal Nitrogen as NH3 (Filtered)	mg/L	0.01				-	-	-	-	-	-	-	-	-	-	-	-	-	-
	Bromide (Filtered)	mg/L	0.06				0.579	0.255	0.221	0.222	0.214	0.175	0.194	0.17	0.198	0.889	3.53	2.29	0.854	0.22
	Calcium (Filtered)	mg/L	0.2				140	145	151	163	149	150	149	142	103	65.3	238	209	148	128
	Chloride (Filtered)	mg/L	0.08	250[#1]		250[#4]	152	70.6	67.2	66.6	64.9	65.3	62.3	62.4	59	199	521	449	174	73.3
	Cyanide (Free) (Filtered)	µg/L	2.5	50[#1]	1[#2]	1[#2]	<2.5	<2.5	<2.5	<2.5	<2.5	<2.5	<2.5	<2.5	<2.5	<2.5	<2.5	<2.5	<2.5	<2.5
	Cyanide Total (Filtered)	µg/L	5	50[#1]	1[#2]	1[#2]	<5	<5	<5	<5	<5	<5	<5	<5	<5	<5	<5	<5	<5	<5
	cyanides-complex (Filtered)	µg/L	5	50[#1]	1[#2]	1[#2]	<5	<5	<5	<5	<5	<5	<5	<5	<5	<5	<5	<5	<5	<5
	Fluoride (Filtered)	µg/L	500	1500[#1]	5000[#8]	1000[#19]	<500	<500	<500	<500	<500	<500	<500	<500	<500	<500	<500	<500	<500	<500
	Iodide	mg/L					<0.1	<0.1	<0.1	<0.1	<0.1	<0.1	<0.1	<0.1	<0.1	<0.1	<0.1	<0.1	<0.1	<0.1
	Magnesium (Filtered)	mg/L	0.036				9.99	10.4	11	11.5	9.36	9.34	10.3	9.8	6.99	18.2	95.5	81.4	29.6	10.9
	Nitrate (as N) (Filtered)	mg/L	0.0677				64.7	64.9	64	62.9	62.8	62.5	66.2	67	16.5	-	-	9.12	63.8	78.9
	Nitrate (as NO3-) (Filtered)	mg/L	0.3	50(NO3)[#20]			-	-	-	-	-	-	-	-	73.2	61	8.91	-	-	-
	Nitrite (as NO2-) (Filtered)	mg/L	0.04	0.5(NO2)[#21]											-	-	-			
	Phosphorus	µg/L	20				-	<20	32.2	40.9	36.9	31.1	29.8	24.3	-	-	-	-	22.4	55.6

						Location	BH04019	BH04019	BH04019	BH04019	BH04019	BH04019	BH04019	BH04019	BH04020	BH04020	BH04020	BH04020	BH04020	BH04020
						Sampled_Date_Time	18/02/2020	18/03/2020	14/04/2020	21/05/2020	08/07/2020	08/07/2020	17/09/2020	17/09/2020	07/11/2019	19/11/2019	16/01/2020	18/02/2020	17/03/2020	14/04/2020
						Sample_Depth_Avg	17.5	17.5	17	18	17.5	17.5	0	0	8	1.12	2.42	24	24	22
						Project_ID	LTC - Phase 2	LTC - Phase 2 LTM	LTC - Phase 2	LTC - Phase 2 LTM	LTC - Phase 2 LTM	LTC - Phase 2 LTM	LTC - Phase 2	LTC - Phase 2 LTM	LTC - Phase 2	LTC - Phase 2	LTC - Phase 2	LTC - Phase 2 LTM	LTC - Phase 2	LTC - Phase 2 LTM
				UK Drinking Water Standards	UK Estuaries and coastal waters EQS	UK Freshwater EQS														
Chem_Group	**Analyte**	**Units**	**MDL**																	
	Phosphorus (Filtered)	µg/L	10				-	<10	<10	10	19.4	24.2	16.7	15.2	-	-	-	-	<10	<10
	Potassium (Filtered)	mg/L	0.2				9.74	8.08	8.46	9.46	7.28	7.31	8.18	7.89	7.75	17.7	30.6	25.8	11.8	6.77
	Sodium (Filtered)	mg/L	0.076	200[#1]			83.3	38.6	36.1	38.8	36.2	36	36.1	33.8	38.4	138	348	284	113	40.6
	Sulphate (Filtered)	mg/L	2	250(SO4)[#22]		400[#4]	80.7	81.4	81	81.5	81.6	82.2	79.4	79.3	58.9	198	504	471	173	76.8
	Orthophosphate as P (Filtered)	µg/L	20				<20	<20	-	-	-	-	-	-	<20	<20	24.1	<20	<20	-
PAH	Naphthalene	µg/L	0.01		2[#2]	2[#2]	<0.01	<0.01	<0.01	<0.01	<0.02	<0.02	<0.02	<0.02	0.0332	0.0148	<0.01	<0.01	<0.01	<0.01
	Acenaphthene	µg/L	0.005			No UK EQS	<0.005	<0.005	<0.005	<0.005	<0.01	<0.01	<0.01	<0.01	0.00993	<0.005	<0.005	<0.005	<0.005	<0.005
	Acenaphthylene	µg/L	0.005			No UK EQS	<0.005	<0.005	<0.005	<0.005	<0.01	<0.01	<0.01	<0.01	<0.005	<0.005	<0.005	<0.005	<0.005	<0.005
	Fluoranthene	µg/L	0.005		0.0063[#2]	0.0063[#2]	0.0108	<0.005	<0.005	<0.005	<0.01	<0.01	<0.01	<0.01	<0.005	0.00842	0.0281	0.0319	<0.005	<0.005
	Anthracene	µg/L	0.005		0.1[#2]	0.1[#2]	<0.005	<0.005	<0.005	<0.005	<0.01	<0.01	<0.01	<0.01	<0.005	<0.005	<0.005	<0.005	<0.005	<0.005
	Phenanthrene	µg/L	0.005			No UK EQS	0.0114	<0.005	<0.005	<0.005	<0.01	<0.01	<0.01	<0.01	<0.005	0.00539	0.00961	0.0227	<0.005	<0.005
	Fluorene	µg/L	0.005			No UK EQS	<0.005	<0.005	<0.005	<0.005	<0.01	<0.01	<0.01	<0.01	<0.005	<0.005	<0.005	<0.005	<0.005	<0.005
	Chrysene	µg/L	0.005			No UK EQS	<0.005	<0.005	<0.005	<0.005	<0.01	<0.01	<0.01	<0.01	<0.005	<0.005	<0.005	0.0147	<0.005	<0.005
	Pyrene	µg/L	0.005			No UK EQS	0.00967	<0.005	<0.005	<0.005	<0.01	<0.01	<0.01	<0.01	<0.005	0.00783	0.0321	0.042	<0.005	<0.005
	Benzo(a)anthracene	µg/L	0.005			No UK EQS	<0.005	<0.005	<0.005	<0.005	<0.01	<0.01	<0.01	<0.01	<0.005	<0.005	<0.005	0.0157	<0.005	<0.005
	Benzo(b)fluoranthene	µg/L	0.005	0.025[#23]	See BaP[#24]	See BaP[#24]	<0.005	<0.005	<0.005	<0.005	<0.01	<0.01	<0.01	<0.01	<0.005	0.00702	0.0188	0.00902	<0.005	<0.005
	Benzo(k)fluoranthene	µg/L	0.005	0.025[#23]	See BaP[#24]	See BaP[#24]	<0.005	<0.005	<0.005	<0.005	<0.01	<0.01	<0.01	<0.01	<0.005	<0.005	0.00991	<0.005	<0.005	<0.005
	Benzo(a)pyrene	µg/L	0.002	0.01[#1]	0.00017[#24]	0.00017[#24]	<0.002	<0.002	<0.002	<0.002	<0.004	<0.004	<0.004	<0.004	<0.002	0.00556	0.0128	0.00868	<0.002	<0.002
	Dibenz(a,h)anthracene	µg/L	0.005			No UK EQS	<0.005	<0.005	<0.005	<0.005	<0.01	<0.01	<0.01	<0.01	<0.005	<0.005	<0.005	<0.005	<0.005	<0.005
	Benzo(g,h,i)perylene	µg/L	0.005	0.025[#23]	See BaP[#24]	See BaP[#24]	<0.005	<0.005	<0.005	<0.005	<0.01	<0.01	<0.01	<0.01	<0.005	<0.005	<0.005	0.0153	<0.005	<0.005
	Indeno(1,2,3-c,d)pyrene	µg/L	0.005	0.025[#23]	See BaP[#24]	See BaP[#24]	<0.005	<0.005	<0.005	<0.005	<0.01	<0.01	<0.01	<0.01	<0.005	<0.005	<0.005	<0.005	<0.005	<0.005
	PAH 16 Total	µg/L	0.082				<0.082	<0.082	<0.082	<0.082	<0.164	<0.164	<0.164	<0.164	<0.082	<0.082	0.111	0.16	<0.082	<0.082
TPH CWG	>C5-C6 Aliphatics	µg/L	10	See TPH	See TPH	See TPH	<10	<10	<10	<10	<10	<10	<10	<10	<10	<10	<10	<10	<10	<10
	>C6-C8 Aliphatics	µg/L	10	See TPH	See TPH	See TPH	<10	<10	<10	<10	<10	<10	<10	<10	<10	<10	<10	<10	<10	<10
	>C8-C10 Aliphatics	µg/L	10	See TPH	See TPH	See TPH	<10	<10	<10	<10	<10	<10	<10	<10	<10	<10	<10	<10	<10	<10
	>C10-C12 Aliphatics	µg/L	10	See TPH	See TPH	See TPH	<10	<10	<10	<10	<10	<10	<10	<10	<10	<10	<10	<10	<10	<10
	>C12-C16 Aliphatics	µg/L	10	See TPH	See TPH	See TPH	<10	<10	<10	<10	<20	<20	<20	<20	<10	<10	<10	<10	<10	<10

						Location	BH04019	BH04019	BH04019	BH04019	BH04019	BH04019	BH04019	BH04019	BH04020	BH04020	BH04020	BH04020	BH04020	BH04020
						Sampled_Date_Time	18/02/2020	18/03/2020	14/04/2020	21/05/2020	08/07/2020	08/07/2020	17/09/2020	17/09/2020	07/11/2019	19/11/2019	16/01/2020	18/02/2020	17/03/2020	14/04/2020
						Sample_Depth_Avg	17.5	17.5	17	18	17.5	17.5	0	0	8	1.12	2.42	24	24	22
						Project_ID	LTC - Phase 2	LTC - Phase 2 LTM	LTC - Phase 2	LTC - Phase 2 LTM	LTC - Phase 2 LTM	LTC - Phase 2 LTM	LTC - Phase 2	LTC - Phase 2 LTM	LTC - Phase 2	LTC - Phase 2	LTC - Phase 2	LTC - Phase 2 LTM	LTC - Phase 2	LTC - Phase 2 LTM
				UK Drinking Water Standards	UK Estuaries and coastal waters EQS	UK Freshwater EQS														
Chem_Group	**Analyte**	**Units**	**MDL**																	
	>C16-C21 Aliphatics	µg/L	10	See TPH	See TPH	See TPH	<10	<10	<10	<10	<20	<20	<20	<20	<10	<10	<10	26	<10	<10
	>C21-C35 Aliphatics	µg/L	10	See TPH	See TPH	See TPH	<10	<10	<10	<10	<20	<20	<20	<20	<10	<10	<10	<10	<10	<10
	>C16-C35 Aliphatics	µg/L	10				<10	<10	<10	<10	<20	<20	<20	<20	<10	<10	<10	26	<10	<10
	Total Aliphatics >C12-C35	µg/L	10				<10	<10	<10	<10	<20	<20	<20	<20	<10	<10	<10	26	<10	<10
	>EC5-EC7 Aromatics	µg/L	10				-	-	-	-	-	-	-	-				-	-	-
	>EC6-EC7 Aromatics	µg/L	10				<10	<10	<10	<10	<10	<10	<10	<10	<10	<10	<10	<10	<10	<10
	>EC7-EC8 Aromatics	µg/L	10	See TPH	See TPH	See TPH	<10	<10	<10	<10	<10	<10	<10	<10	<10	<10	<10	<10	<10	<10
	>EC8-EC10 Aromatics	µg/L	10	See TPH	See TPH	See TPH	<10	<10	<10	<10	<10	<10	<10	<10	<10	16	<10	<10	<10	<10
	>EC10-EC12 Aromatics	µg/L	10	See TPH	See TPH	See TPH	<10	<10	<10	<10	<10	<10	<10	<10	<10	<10	<10	<10	<10	<10
	>EC12-EC16 Aromatics	µg/L	10	See TPH	See TPH	See TPH	<10	<10	<10	<10	<20	<20	<20	<20	<10	<10	<10	<10	<10	<10
	>EC16-EC21 Aromatics	µg/L	10	See TPH	See TPH	See TPH	<10	<10	<10	<10	<20	<20	<20	<20	<10	<10	<10	<10	<10	<10
	>EC21-EC35 Aromatics	µg/L	10	See TPH	See TPH	See TPH	<10	<10	<10	<10	<20	<20	<20	<20	<10	<10	38	<10	<10	<10
	Total Aromatics >EC12-EC35	µg/L	10				<10	<10	<10	<10	<20	<20	<20	<20	<10	<10	38	<10	<10	<10
	TPH >C5-C35 Aliphatics/Aromatics	µg/L	10	|10[#25]	|50[#26]	|50[#26]	<10	<10	<10	<10	<10	<10	<20	<20	<10	22	39	27	<10	<10
TPH	GRO >C5-12	µg/L	50				<50	<50	<50	<50	<50	<50	<50	<50	<50	<50	<50	<50	<50	<50
BTEX and MTBE	Benzene	µg/L	1	1[#1]	8[#2]	10[#2]	<7	<7	<7	<7	<7	<7	<7	<7	<7	<7	<7	<7	<7	<7
	Toluene	µg/L	1	700[#3]	74[#2]	74[#2]	<4	<4	<4	<4	<4	<4	<4	<4	<4	6	<4	<4	<4	<4
	Ethylbenzene	µg/L	1	300[#3]	20[#27]	20[#27]	<5	<5	<5	<5	<5	<5	<5	<5	<5	<5	<5	<5	<5	<5
	Xylene (m & p)	µg/L	1	250[#28]	15[#29]	15[#29]	<8	<8	<8	<8	<8	<8	<8	<8	<8	9	<8	<8	<8	<8
	Xylene (o)	µg/L	1	250[#28]	15[#29]	15[#29]	<3	<3	<3	<3	<3	<3	<3	<3	<3	4	<3	<3	<3	<3
	Xylene Total	µg/L	2	500[#3]	30[#4]	30[#4]	<11	<11	<11	<11	<11	<11	<11	<11	<11	13	<11	<11	<11	<11
	MTBE	µg/L	1	15[#30]	15[#30]	15[#31]	<3	<3	<3	<3	<3	<3	<3	<3	<3	<3	<3	<3	<3	<3
	Total BTEX	µg/L	28				<28	<28	<28	<28	<28	<28	<28	<28	<28	<28	<28	<28	<28	<28
VOC	Styrene	µg/L	1		50[#4]	50[#4]	-	-	-	-	-	-	-	-	-	-	-	-	-	-
	cis-1,3-dichloropropene	µg/L	1				-	-	-	-	-	-	-	-	-	-	-	-	-	-
	trans-1,3-dichloropropene	µg/L	1				-	-	-	-	-	-	-	-	-	-	-	-	-	-
	1,1,1,2-tetrachloroethane	µg/L	1			70[#32]	-	-	-	-	-	-	-	-	-	-	-	-	-	-

						Location	BH04019	BH04019	BH04019	BH04019	BH04019	BH04019	BH04019	BH04019	BH04020	BH04020	BH04020	BH04020	BH04020	BH04020
						Sampled_Date_Time	18/02/2020	18/03/2020	14/04/2020	21/05/2020	08/07/2020	08/07/2020	17/09/2020	17/09/2020	07/11/2019	19/11/2019	16/01/2020	18/02/2020	17/03/2020	14/04/2020
						Sample_Depth_Avg	17.5	17.5	17	18	17.5	17.5	0	0	8	1.12	2.42	24	24	22
						Project_ID	LTC - Phase 2	LTC - Phase 2 LTM	LTC - Phase 2	LTC - Phase 2 LTM	LTC - Phase 2 LTM	LTC - Phase 2 LTM	LTC - Phase 2	LTC - Phase 2 LTM	LTC - Phase 2	LTC - Phase 2	LTC - Phase 2	LTC - Phase 2 LTM	LTC - Phase 2	LTC - Phase 2 LTM
				UK Drinking Water Standards	UK Estuaries and coastal waters EQS	UK Freshwater EQS														
Chem_Group	**Analyte**	**Units**	**MDL**																	
	1,1,1-trichloroethane	µg/L	1	2000[#33]	100[#4]	100[#4]	-	-	-	-	-	-	-	-	-	-	-	-	-	-
	1,1,2,2-tetrachloroethane	µg/L	1			70[#32]	-	-	-	-	-	-	-	-	-	-	-	-	-	-
	1,1,2-trichloroethane	µg/L	1		300[#4]	400[#4]	-	-	-	-	-	-	-	-	-	-	-	-	-	-
	1,1-dichloroethane	µg/L	1	2.8[#34]			-	-	-	-	-	-	-	-	-	-	-	-	-	-
	1,1-dichloroethene	µg/L	1	140[#35]			-	-	-	-	-	-	-	-	-	-	-	-	-	-
	1,1-dichloropropene	µg/L	1				-	-	-	-	-	-	-	-	-	-	-	-	-	-
	1,2,3-trichloropropane	µg/L	1				-	-	-	-	-	-	-	-	-	-	-	-	-	-
	1,2,4-trimethylbenzene	µg/L	1				-	-	-	-	-	-	-	-	-	-	-	-	-	-
	1,2-dibromo-3-chloropropane	µg/L	1				-	-	-	-	-	-	-	-	-	-	-	-	-	-
	1,2-dibromoethane	µg/L	1				-	-	-	-	-	-	-	-	-	-	-	-	-	-
	1,2-dichloroethane	µg/L	1	3[#1]	10[#2]	10[#2]	-	-	-	-	-	-	-	-	-	-	-	-	-	-
	1,2-dichloropropane	µg/L	1				-	-	-	-	-	-	-	-	-	-	-	-	-	-
	1,3,5-trimethylbenzene	µg/L	1				-	-	-	-	-	-	-	-	-	-	-	-	-	-
	1,3-dichloropropane	µg/L	1				-	-	-	-	-	-	-	-	-	-	-	-	-	-
	2,2-dichloropropane	µg/L	1				-	-	-	-	-	-	-	-	-	-	-	-	-	-
	2-chlorotoluene	µg/L	1				-	-	-	-	-	-	-	-	-	-	-	-	-	-
	4-chlorotoluene	µg/L	1				-	-	-	-	-	-	-	-	-	-	-	-	-	-
	Bromobenzene	µg/L	1				-	-	-	-	-	-	-	-	-	-	-	-	-	-
	Bromochloromethane	µg/L	1				-	-	-	-	-	-	-	-	-	-	-	-	-	-
	Bromodichloromethane	µg/L	1	25[#36]			-	-	-	-	-	-	-	-	-	-	-	-	-	-
	Bromoform	µg/L	1	25[#36]			-	-	-	-	-	-	-	-	-	-	-	-	-	-
	Bromomethane	µg/L	1				-	-	-	-	-	-	-	-	-	-	-	-	-	-
	Carbon disulfide	µg/L	1				-	-	-	-	-	-	-	-	-	-	-	-	-	-
	Carbon tetrachloride	µg/L	1	3[#1]	12[#2]	12[#2]	-	-	-	-	-	-	-	-	-	-	-	-	-	-
	Chlorodibromomethane	µg/L	1	25[#36]			-	-	-	-	-	-	-	-	-	-	-	-	-	-
	Chloroethane	µg/L	1				-	-	-	-	-	-	-	-	-	-	-	-	-	-
	Chloroform	µg/L	1	25[#36]	2.5[#2]	2.5[#2]	-	-	-	-	-	-	-	-	-	-	-	-	-	-

						Location	BH04019	BH04019	BH04019	BH04019	BH04019	BH04019	BH04019	BH04019	BH04020	BH04020	BH04020	BH04020	BH04020	BH04020
						Sampled_Date_Time	18/02/2020	18/03/2020	14/04/2020	21/05/2020	08/07/2020	08/07/2020	17/09/2020	17/09/2020	07/11/2019	19/11/2019	16/01/2020	18/02/2020	17/03/2020	14/04/2020
						Sample_Depth_Avg	17.5	17.5	17	18	17.5	17.5	0	0	8	1.12	2.42	24	24	22
						Project_ID	LTC - Phase 2	LTC - Phase 2 LTM	LTC - Phase 2	LTC - Phase 2 LTM	LTC - Phase 2 LTM	LTC - Phase 2 LTM	LTC - Phase 2	LTC - Phase 2 LTM	LTC - Phase 2	LTC - Phase 2	LTC - Phase 2	LTC - Phase 2 LTM	LTC - Phase 2	LTC - Phase 2 LTM
				UK Drinking Water Standards	UK Estuaries and coastal waters EQS	UK Freshwater EQS														
Chem_Group	**Analyte**	**Units**	**MDL**																	
	Chloromethane	µg/L	1				-	-	-	-	-	-	-	-	-	-	-	-	-	-
	cis-1,2-dichloroethene	µg/L	1	25[#37]			-	-	-	-	-	-	-	-	-	-	-	-	-	-
	Dibromomethane	µg/L	1				-	-	-	-	-	-	-	-	-	-	-	-	-	-
	Dichlorodifluoromethane	µg/L	1				-	-	-	-	-	-	-	-	-	-	-	-	-	-
	Dichloromethane	µg/L	3		20[#2]	20[#2]	-	-	-	-	-	-	-	-	-	-	-	-	-	-
	Isopropylbenzene	µg/L	1				-	-	-	-	-	-	-	-	-	-	-	-	-	-
	n-butylbenzene	µg/L	1				-	-	-	-	-	-	-	-	-	-	-	-	-	-
	n-propylbenzene	µg/L	1				-	-	-	-	-	-	-	-	-	-	-	-	-	-
	p-isopropyltoluene	µg/L	1				-	-	-	-	-	-	-	-	-	-	-	-	-	-
	sec-butylbenzene	µg/L	1				-	-	-	-	-	-	-	-	-	-	-	-	-	-
	Trichloroethene	µg/L	1	5[#38]	10[#2]	10[#2]	-	-	-	-	-	-	-	-	-	-	-	-	-	-
	tert-butylbenzene	µg/L	1				-	-	-	-	-	-	-	-	-	-	-	-	-	-
	Tetrachloroethene	µg/L	1	5[#38]	10[#2]	10[#2]	-	-	-	-	-	-	-	-	-	-	-	-	-	-
	trans-1,2-dichloroethene	µg/L	1	25[#37]			-	-	-	-	-	-	-	-	-	-	-	-	-	-
	Trichlorofluoromethane	µg/L	1				-	-	-	-	-	-	-	-	-	-	-	-	-	-
	Vinyl chloride	µg/L	1	0.5[#1]			-	-	-	-	-	-	-	-	-	-	-	-	-	-
	tert-Amyl methyl ether	µg/L	1				-	-	-	-	-	-	-	-	-	-	-	-	-	-
VOC/SVOC	1,2,3-trichlorobenzene	µg/L	0.01		0.13[#39]	0.13[#39]	<0.01	-	-	-	-	-	-	-	-	-	-	<0.01	-	-
	1,2,4-trichlorobenzene	µg/L	0.01		0.13[#39]	0.13[#39]	<0.02	-	-	-	-	-	-	-	-	-	-	<0.02	-	-
	1,2-dichlorobenzene	µg/L	1		6.7[#40]	6.7[#40]	-	-	-	-	-	-	-	-	-	-	-	-	-	-
	1,3,5-Trichlorobenzene	µg/L	0.01		0.13[#39]	0.13[#39]	<0.01	-	-	-	-	-	-	-	-	-	-	<0.01	-	-
	1,3-dichlorobenzene	µg/L	1		6.7[#40]	6.7[#40]	-	-	-	-	-	-	-	-	-	-	-	-	-	-
	1,4-dichlorobenzene	µg/L	1		6.7[#40]	6.7[#40]	-	-	-	-	-	-	-	-	-	-	-	-	-	-
	Chlorobenzene	µg/L	1	100[#41]			-	-	-	-	-	-	-	-	-	-	-	-	-	-
	Hexachlorobutadiene	µg/L	0.01		0.6(MAC)[#12]	0.6(MAC)[#12]	<0.01	-	-	-	-	-	-	-	-	-	-	<0.01	-	-
SVOC	4-bromophenyl phenyl ether	µg/L	1				-	-	-	-	-	-	-	-	-	-	-	-	-	-
	4-nitroaniline	µg/L	1				-	-	-	-	-	-	-	-	-	-	-	-	-	-

						Location	BH04019	BH04019	BH04019	BH04019	BH04019	BH04019	BH04019	BH04019	BH04020	BH04020	BH04020	BH04020	BH04020	BH04020
						Sampled_Date_Time	18/02/2020	18/03/2020	14/04/2020	21/05/2020	08/07/2020	08/07/2020	17/09/2020	17/09/2020	07/11/2019	19/11/2019	16/01/2020	18/02/2020	17/03/2020	14/04/2020
						Sample_Depth_Avg	17.5	17.5	17	18	17.5	17.5	0	0	8	1.12	2.42	24	24	22
						Project_ID	LTC - Phase 2	LTC - Phase 2 LTM	LTC - Phase 2	LTC - Phase 2 LTM	LTC - Phase 2 LTM	LTC - Phase 2 LTM	LTC - Phase 2	LTC - Phase 2 LTM	LTC - Phase 2	LTC - Phase 2	LTC - Phase 2	LTC - Phase 2 LTM	LTC - Phase 2	LTC - Phase 2 LTM
				UK Drinking Water Standards	UK Estuaries and coastal waters EQS	UK Freshwater EQS														
Chem_Group	**Analyte**	**Units**	**MDL**																	
	4-nitrophenol	µg/L	1				-	-	-	-	-	-	-	-	-	-	-	-	-	-
	2,4,5-trichlorophenol	µg/L	1				-	-	-	-	-	-	-	-	-	-	-	-	-	-
	2,4,6-trichlorophenol	µg/L	1				-	-	-	-	-	-	-	-	-	-	-	-	-	-
	2,4-dichlorophenol	µg/L	1		0.42[#2]	4.2[#2]	-	-	-	-	-	-	-	-	-	-	-	-	-	-
	2,4-dimethylphenol	µg/L	1				-	-	-	-	-	-	-	-	-	-	-	-	-	-
	2,4-dinitrotoluene	µg/L	1				-	-	-	-	-	-	-	-	-	-	-	-	-	-
	2,6-dinitrotoluene	µg/L	1				-	-	-	-	-	-	-	-	-	-	-	-	-	-
	2-chloronaphthalene	µg/L	1				-	-	-	-	-	-	-	-	-	-	-	-	-	-
	2-chlorophenol	µg/L	1		50[#4]	50[#4]	-	-	-	-	-	-	-	-	-	-	-	-	-	-
	2-methylnaphthalene	µg/L	1				-	-	-	-	-	-	-	-	-	-	-	-	-	-
	2-methylphenol	µg/L	1				-	-	-	-	-	-	-	-	-	-	-	-	-	-
	2-nitroaniline	µg/L	1				-	-	-	-	-	-	-	-	-	-	-	-	-	-
	2-nitrophenol	µg/L	1				-	-	-	-	-	-	-	-	-	-	-	-	-	-
	3-nitroaniline	µg/L	1				-	-	-	-	-	-	-	-	-	-	-	-	-	-
	4,6-Dinitro-2-methylphenol	µg/L					<0.03	-	-	-	-	-	-	-	-	-	<0.03	<0.03	-	-
	4-chloro-3-methylphenol	µg/L	1		40[#4]	40[#4]	-	-	-	-	-	-	-	-	-	-	-	-	-	-
	4-chloroaniline	µg/L	1				-	-	-	-	-	-	-	-	-	-	-	-	-	-
	4-chlorophenyl phenyl ether	µg/L	1				-	-	-	-	-	-	-	-	-	-	-	-	-	-
	4-methylphenol	µg/L	1				-	-	-	-	-	-	-	-	-	-	-	-	-	-
	Azobenzene	µg/L	1				-	-	-	-	-	-	-	-	-	-	-	-	-	-
	Bis(2-chloroethoxy) methane	µg/L	1				-	-	-	-	-	-	-	-	-	-	-	-	-	-
	Bis(2-chloroethyl)ether	µg/L	1				-	-	-	-	-	-	-	-	-	-	-	-	-	-
	Bis(2-ethylhexyl) phthalate	µg/L	2		1.3[#2]	1.3[#2]	-	-	-	-	-	-	-	-	-	-	-	-	-	-
	Butyl benzyl phthalate	µg/L	1		0.75[#2]	7.5[#2]	-	-	-	-	-	-	-	-	-	-	-	-	-	-
	Carbazole	µg/L	1				-	-	-	-	-	-	-	-	-	-	-	-	-	-
	Dibenzofuran	µg/L	1				-	-	-	-	-	-	-	-	-	-	-	-	-	-
	Diethylphthalate	µg/L	1		200[#4]	200[#4]	-	-	-	-	-	-	-	-	-	-	-	-	-	-

						Location	BH04019	BH04019	BH04019	BH04019	BH04019	BH04019	BH04019	BH04019	BH04020	BH04020	BH04020	BH04020	BH04020	BH04020
						Sampled_Date_Time	18/02/2020	18/03/2020	14/04/2020	21/05/2020	08/07/2020	08/07/2020	17/09/2020	17/09/2020	07/11/2019	19/11/2019	16/01/2020	18/02/2020	17/03/2020	14/04/2020
						Sample_Depth_Avg	17.5	17.5	17	18	17.5	17.5	0	0	8	1.12	2.42	24	24	22
						Project_ID	LTC - Phase 2	LTC - Phase 2 LTM	LTC - Phase 2	LTC - Phase 2 LTM	LTC - Phase 2 LTM	LTC - Phase 2 LTM	LTC - Phase 2	LTC - Phase 2 LTM	LTC - Phase 2	LTC - Phase 2	LTC - Phase 2	LTC - Phase 2 LTM	LTC - Phase 2	LTC - Phase 2 LTM
				UK Drinking Water Standards	UK Estuaries and coastal waters EQS	UK Freshwater EQS														
Chem_Group	**Analyte**	**Units**	**MDL**																	
	Dimethyl phthalate	µg/L	1		800[#4]	800[#4]	-	-	-	-	-	-	-	-	-	-	-	-	-	-
	Di-n-butyl phthalate	µg/L	1		8[#4]	8[#4]	-	-	-	-	-	-	-	-	-	-	-	-	-	-
	Di-n-octyl phthalate	µg/L	5		20[#4]	20[#4]	-	-	-	-	-	-	-	-	-	-	-	-	-	-
	Hexachlorobenzene	µg/L	0.01		0.05(MAC)[#12]	0.05(MAC)[#12]	<0.01	-	-	-	-	-	-	-	-	-	<0.01	<0.01	-	-
	Hexachlorocyclopentadiene	µg/L	1				-	-	-	-	-	-	-	-	-	-	-	-	-	-
	Hexachloroethane	µg/L	1				-	-	-	-	-	-	-	-	-	-	-	-	-	-
	Isophorone	µg/L	1				-	-	-	-	-	-	-	-	-	-	-	-	-	-
	Nitrobenzene	µg/L	1				-	-	-	-	-	-	-	-	-	-	-	-	-	-
	N-nitrosodi-n-propylamine	µg/L	1				-	-	-	-	-	-	-	-	-	-	-	-	-	-
	Pentachlorobenzene	µg/L	0.01		0.0007[#2]	0.007[#2]	<0.01	-	-	-	-	-	-	-	-	-	<0.01	<0.01	-	-
	Pentachloronitrobenzene	µg/L	0.01				<0.01	-	-	-	-	-	-	-	-	-	<0.01	<0.01	-	-
	Pentachlorophenol	µg/L	1		0.4[#2]	0.4[#2]	-	-	-	-	-	-	-	-	-	-	-	-	-	-
PCB	Heptachlorobiphenyl, 2,3,3,4,4,5,5- (PCB 189)	µg/L	0.015				<0.015	-	-	-	-	-	-	-	-	-	-	-	-	-
	Hexachlorobiphenyl, 2,3,3,4,4,5- (PCB 156)	µg/L	0.015				<0.015	-	-	-	-	-	-	-	-	-	-	-	-	-
	Hexachlorobiphenyl, 2,3,3,4,4,5- (PCB 157)	µg/L	0.015				<0.015	-	-	-	-	-	-	-	-	-	-	-	-	-
	Hexachlorobiphenyl, 2,3,4,4,5,5- (PCB 167)	µg/L	0.015				<0.015	-	-	-	-	-	-	-	-	-	-	-	-	-
	Hexachlorobiphenyl, 3,3,4,4,5,5- (PCB 169)	µg/L	0.015				<0.015	-	-	-	-	-	-	-	-	-	-	-	-	-
	PCB 101	µg/L	0.015				<0.015	-	-	-	-	-	-	-	-	-	-	-	-	-
	PCB 118	µg/L	0.015				<0.015	-	-	-	-	-	-	-	-	-	-	-	-	-
	PCB 138	µg/L	0.015				<0.015	-	-	-	-	-	-	-	-	-	-	-	-	-
	PCB 153	µg/L	0.015				<0.015	-	-	-	-	-	-	-	-	-	-	-	-	-
	PCB 180	µg/L	0.015				<0.015	-	-	-	-	-	-	-	-	-	-	-	-	-
	PCB 28	µg/L	0.015				<0.015	-	-	-	-	-	-	-	-	-	-	-	-	-
	PCB 52	µg/L	0.015				<0.015	-	-	-	-	-	-	-	-	-	-	-	-	-
	Pentachlorobiphenyl, 2,3,3,4,4- (PCB 105)	µg/L	0.015				<0.015	-	-	-	-	-	-	-	-	-	-	-	-	-
	Pentachlorobiphenyl, 2,3,4,4,5- (PCB 114)	µg/L	0.015				<0.015	-	-	-	-	-	-	-	-	-	-	-	-	-
	Pentachlorobiphenyl, 2,3,4,4,5- (PCB 123)	µg/L	0.015				<0.015	-	-	-	-	-	-	-	-	-	-	-	-	-

						Location	BH04019	BH04019	BH04019	BH04019	BH04019	BH04019	BH04019	BH04019	BH04020	BH04020	BH04020	BH04020	BH04020	BH04020
						Sampled_Date_Time	18/02/2020	18/03/2020	14/04/2020	21/05/2020	08/07/2020	08/07/2020	17/09/2020	17/09/2020	07/11/2019	19/11/2019	16/01/2020	18/02/2020	17/03/2020	14/04/2020
						Sample_Depth_Avg	17.5	17.5	17	18	17.5	17.5	0	0	8	1.12	2.42	24	24	22
						Project_ID	LTC - Phase 2	LTC - Phase 2 LTM	LTC - Phase 2	LTC - Phase 2 LTM	LTC - Phase 2 LTM	LTC - Phase 2 LTM	LTC - Phase 2	LTC - Phase 2 LTM	LTC - Phase 2	LTC - Phase 2	LTC - Phase 2	LTC - Phase 2 LTM	LTC - Phase 2	LTC - Phase 2 LTM
				UK Drinking Water Standards	UK Estuaries and coastal waters EQS	UK Freshwater EQS														
Chem_Group	**Analyte**	**Units**	**MDL**																	
	Pentachlorobiphenyl, 3,3,4,4,5- (PCB 126)	µg/L	0.015				<0.015	-	-	-	-	-	-	-	-	-	-	-	-	-
	Tetrachlorobiphenyl, 3,3,4,4- (PCB 77)	µg/L	0.015				<0.015	-	-	-	-	-	-	-	-	-	-	-	-	-
	Tetrachlorobiphenyl, 3,4,4,5- (PCB 81)	µg/L	0.015				<0.015	-	-	-	-	-	-	-	-	-	-	-	-	-
	Total PCB 7 Congeners	µg/L	0.105				<0.105	-	-	-	-	-	-	-	-	-	-	-	-	-
Phenolics	Xylenols (Filtered)	µg/L	0.5				<0.5	<0.5	<0.5	<0.5	1.08	0.5	<0.5	<0.5	<0.5	<0.5	<0.5	<0.5	<0.5	<0.5
	Cresol Total (Filtered)	µg/L	0.5				<0.5	<0.5	<0.5	<0.5	<0.5	<0.5	<0.5	<0.5	<0.5	<0.5	<0.5	<0.5	<0.5	<0.5
	Phenol	µg/L	1	5800[#34]	7.7[#2]	7.7[#2]	-	-	-	-	-	-	-	-	-	-	-	-	-	-
	Phenol (Filtered)	µg/L	0.5	5800[#34]	7.7[#2]	7.7[#2]	0.62	<0.5	<0.5	<0.5	<0.5	<0.5	<0.5	<0.5	<0.5	<0.5	<0.5	<0.5	<0.5	<0.5
	Phenols Monohydric (Filtered)	µg/L	0.5				0.62	<0.5	<0.5	<0.5	1.08	0.5	<0.5	<0.5	<0.5	<0.5	<0.5	<0.5	<0.5	<0.5
Organotins	Tributyltin	µg/L	0.001		0.0002[#2]	0.0002[#2]	<0.001	-	-	-	-	-	-	-	-	-	-	-	-	-
Biological	Coliforms Total (Confirmed)	CFU/100mL					-	-	-	-	-	-	-	-	-	-	-	-	-	-
	Coliforms Total (Presumptive)	CFU/100mL					-	-	-	-	-	-	-	-	-	-	-	-	-	-
	Escherichia coli (Confirmed)	CFU/100mL					-	-	-	-	-	-	-	-	-	-	-	-	-	-
	Escherichia coli (Presumptive)	CFU/100mL					-	-	-	-	-	-	-	-	-	-	-	-	-	-
	Faecal streptococci (Confirmed)	CFU/100mL					-	-	-	-	-	-	-	-	-	-	-	-	-	-
	Faecal streptococci (Presumptive)	CFU/100mL					-	-	-	-	-	-	-	-	-	-	-	-	-	-
	Faecal Streptococci cfu/100ml	cfu/100ml													-	-	-			
	Coliform	cfu/100 ml													-	-	-			
	Salmonella	Detect					-	-	-	-	-	-	-	-	-	-	-	-	-	-
Pesticides	1-(3.4-Dichlorophenyl) urea (DCPU)	µg/l					<0.02	-	-	-	-	-	-	-	-	-	<0.02	<0.02	-	-
	2-(4-Chlorophenoxy)propionic acid, 4-CPP	µg/l					<0.01	-	-	-	-	-	-	-	-	-	<0.01	<0.01	-	-
	2-amino-N-(isopropyl)benzamide	µg/l					<0.02	-	-	-	-	-	-	-	-	-	<0.02	<0.02	-	-
	2-Chloro-2.6-diethylacetanilide	µg/l					<0.01	-	-	-	-	-	-	-	-	-	<0.01	<0.01	-	-
	Acibenzolar-S-methyl	µg/l					<0.03	-	-	-	-	-	-	-	-	-	<0.03	<0.03	-	-
	Aminopyralid	µg/l					<0.05	-	-	-	-	-	-	-	-	-	<0.05	<0.05	-	-
	Azoxystrobin	µg/L					<0.01	-	-	-	-	-	-	-	-	-	<0.01	<0.01	-	-
	BAM	µg/l					0.017	-	-	-	-	-	-	-	-	-	<0.01	<0.01	-	-

						Location	BH04019	BH04019	BH04019	BH04019	BH04019	BH04019	BH04019	BH04019	BH04020	BH04020	BH04020	BH04020	BH04020	BH04020
						Sampled_Date_Time	18/02/2020	18/03/2020	14/04/2020	21/05/2020	08/07/2020	08/07/2020	17/09/2020	17/09/2020	07/11/2019	19/11/2019	16/01/2020	18/02/2020	17/03/2020	14/04/2020
						Sample_Depth_Avg	17.5	17.5	17	18	17.5	17.5	0	0	8	1.12	2.42	24	24	22
						Project_ID	LTC - Phase 2	LTC - Phase 2 LTM	LTC - Phase 2	LTC - Phase 2 LTM	LTC - Phase 2 LTM	LTC - Phase 2 LTM	LTC - Phase 2	LTC - Phase 2 LTM	LTC - Phase 2	LTC - Phase 2	LTC - Phase 2	LTC - Phase 2 LTM	LTC - Phase 2	LTC - Phase 2 LTM
				UK Drinking Water Standards	UK Estuaries and coastal waters EQS	UK Freshwater EQS														
Chem_Group	**Analyte**	**Units**	**MDL**																	
	Benalaxyl	µg/l					<0.02	-	-	-	-	-	-	-	-	-	<0.02	<0.02	-	-
	Bentazone methyl	µg/l					<0.03	-	-	-	-	-	-	-	-	-	<0.03	<0.03	-	-
	Bifenox	µg/L					<0.04	-	-	-	-	-	-	-	-	-	<0.04	<0.04	-	-
	Bitertanol	µg/l					<0.02	-	-	-	-	-	-	-	-	-	<0.02	<0.02	-	-
	Boscalid	µg/l					<0.01	-	-	-	-	-	-	-	-	-	<0.01	<0.01	-	-
	Cadusafos	µg/l					<0.02	-	-	-	-	-	-	-	-	-	<0.02	<0.02	-	-
	Carfentrazone-ethyl	µg/L					<0.04	-	-	-	-	-	-	-	-	-	<0.04	<0.04	-	-
	Chloridazon-desphenyl	µg/l					<0.03	-	-	-	-	-	-	-	-	-	<0.03	<0.03	-	-
	Chloridazon-methyl desphenyl	µg/l					<0.05	-	-	-	-	-	-	-	-	-	<0.05	<0.05	-	-
	Chlorotoluron-desmethyl	µg/l					<0.02	-	-	-	-	-	-	-	-	-	<0.02	<0.02	-	-
	Chlorpropham	µg/L			10[#4]	10[#4]	<0.05	-	-	-	-	-	-	-	-	-	<0.05	<0.05	-	-
	Clodinafop	µg/l					<0.03	-	-	-	-	-	-	-	-	-	<0.03	<0.03	-	-
	Clomeprop	µg/l					<0.01	-	-	-	-	-	-	-	-	-	<0.01	<0.01	-	-
	Crimidine	µg/l					<0.03	-	-	-	-	-	-	-	-	-	<0.03	<0.03	-	-
	Cybutryne (Irgarol)	µg/l					<0.01	-	-	-	-	-	-	-	-	-	<0.01	<0.01	-	-
	Cyprazine	µg/l					<0.02	-	-	-	-	-	-	-	-	-	<0.02	<0.02	-	-
	Cyprodinil	µg/L					<0.02	-	-	-	-	-	-	-	-	-	<0.02	<0.02	-	-
	Dichlofenthion	µg/l					<0.05	-	-	-	-	-	-	-	-	-	<0.05	<0.05	-	-
	Dichlormid	µg/l					<0.05	-	-	-	-	-	-	-	-	-	<0.05	<0.05	-	-
	Diethofencarb	µg/l					<0.02	-	-	-	-	-	-	-	-	-	<0.02	<0.02	-	-
	Difenacoum	µg/l					<0.02	-	-	-	-	-	-	-	-	-	<0.02	<0.02	-	-
	Dimefuron	µg/l					<0.02	-	-	-	-	-	-	-	-	-	<0.02	<0.02	-	-
	Dimethachlo	µg/l					<0.01	-	-	-	-	-	-	-	-	-	<0.01	<0.01	-	-
	Dimethenamid	µg/l					<0.01	-	-	-	-	-	-	-	-	-	<0.01	<0.01	-	-
	Dimethomorph	µg/l					<0.01	-	-	-	-	-	-	-	-	-	<0.01	<0.01	-	-
	Dinoterb	µg/l					<0.04	-	-	-	-	-	-	-	-	-	<0.06	<0.04	-	-
	Diuron desmethyl (DCPMU)	µg/l					<0.03	-	-	-	-	-	-	-	-	-	<0.03	<0.03	-	-

						Location	BH04019	BH04019	BH04019	BH04019	BH04019	BH04019	BH04019	BH04019	BH04020	BH04020	BH04020	BH04020	BH04020	BH04020
						Sampled_Date_Time	18/02/2020	18/03/2020	14/04/2020	21/05/2020	08/07/2020	08/07/2020	17/09/2020	17/09/2020	07/11/2019	19/11/2019	16/01/2020	18/02/2020	17/03/2020	14/04/2020
						Sample_Depth_Avg	17.5	17.5	17	18	17.5	17.5	0	0	8	1.12	2.42	24	24	22
						Project_ID	LTC - Phase 2	LTC - Phase 2 LTM	LTC - Phase 2	LTC - Phase 2 LTM	LTC - Phase 2 LTM	LTC - Phase 2 LTM	LTC - Phase 2	LTC - Phase 2 LTM	LTC - Phase 2	LTC - Phase 2	LTC - Phase 2	LTC - Phase 2 LTM	LTC - Phase 2	LTC - Phase 2 LTM
				UK Drinking Water Standards	UK Estuaries and coastal waters EQS	UK Freshwater EQS														
Chem_Group	**Analyte**	**Units**	**MDL**																	
	Epoxiconazole	µg/l					<0.03	-	-	-	-	-	-	-	-	-	<0.03	<0.03	-	-
	Etrimphos	µg/L	0.01				<0.01	-	-	-	-	-	-	-	-	-	<0.01	<0.01	-	-
	Fenoxaprop	µg/l					<0.03	-	-	-	-	-	-	-	-	-	<0.03	<0.03	-	-
	Fenpropidin	µg/l					<0.02	-	-	-	-	-	-	-	-	-	<0.02	<0.02	-	-
	Fenuron	µg/l					<0.01	-	-	-	-	-	-	-	-	-	<0.01	<0.01	-	-
	Fipronil	µg/L					<0.05	-	-	-	-	-	-	-	-	-	<0.05	<0.05	-	-
	Florasulam	µg/l					<0.02	-	-	-	-	-	-	-	-	-	<0.02	<0.02	-	-
	Fluazifop	µg/l					<0.02	-	-	-	-	-	-	-	-	-	<0.02	<0.02	-	-
	Fluazifop-P-butyl	µg/L					<0.02	-	-	-	-	-	-	-	-	-	<0.02	<0.02	-	-
	Foramsulfuron	µg/l					<0.01	-	-	-	-	-	-	-	-	-	<0.01	<0.01	-	-
	Furathiocarb	µg/l					<0.02	-	-	-	-	-	-	-	-	-	<0.02	<0.02	-	-
	Haloxyfop	µg/l					<0.03	-	-	-	-	-	-	-	-	-	<0.03	<0.03	-	-
	Haloxyfop-p-methyl	µg/l					<0.03	-	-	-	-	-	-	-	-	-	<0.03	<0.03	-	-
	Heptachlor epoxide	µg/L	0.01	0.03[#1]			<0.01	-	-	-	-	-	-	-	-	-	<0.01	<0.01	-	-
	Imazamox	µg/l					<0.01	-	-	-	-	-	-	-	-	-	<0.01	<0.01	-	-
	Indoxacarb	µg/L					<0.05	-	-	-	-	-	-	-	-	-	<0.05	<0.05	-	-
	Isoproturon-desmethyl	µg/l					<0.02	-	-	-	-	-	-	-	-	-	<0.02	<0.02	-	-
	Isoproturon-monodesmethyl	µg/l					<0.02	-	-	-	-	-	-	-	-	-	<0.02	<0.02	-	-
	Isopyrazam	µg/l					<0.03	-	-	-	-	-	-	-	-	-	<0.03	<0.03	-	-
	Kresoxim-methyl	µg/l					<0.03	-	-	-	-	-	-	-	-	-	<0.03	<0.03	-	-
	Malaoxon	µg/l					<0.02	-	-	-	-	-	-	-	-	-	<0.02	<0.02	-	-
	Mandipropamid	µg/l					<0.02	-	-	-	-	-	-	-	-	-	-	<0.02	-	-
	Mecarbam	µg/l					<0.02	-	-	-	-	-	-	-	-	-	<0.02	<0.02	-	-
	Mesotrione	µg/l					<0.05	-	-	-	-	-	-	-	-	-	<0.05	<0.05	-	-
	Metconazole	µg/l					<0.02	-	-	-	-	-	-	-	-	-	<0.02	<0.02	-	-
	Metribuzin-desamino	µg/l					<0.01	-	-	-	-	-	-	-	-	-	<0.01	<0.01	-	-
	Naptalam	µg/l					<0.03	-	-	-	-	-	-	-	-	-	<0.03	<0.03	-	-

						Location	BH04019	BH04019	BH04019	BH04019	BH04019	BH04019	BH04019	BH04019	BH04020	BH04020	BH04020	BH04020	BH04020	BH04020
						Sampled_Date_Time	18/02/2020	18/03/2020	14/04/2020	21/05/2020	08/07/2020	08/07/2020	17/09/2020	17/09/2020	07/11/2019	19/11/2019	16/01/2020	18/02/2020	17/03/2020	14/04/2020
						Sample_Depth_Avg	17.5	17.5	17	18	17.5	17.5	0	0	8	1.12	2.42	24	24	22
						Project_ID	LTC - Phase 2	LTC - Phase 2 LTM	LTC - Phase 2	LTC - Phase 2 LTM	LTC - Phase 2 LTM	LTC - Phase 2 LTM	LTC - Phase 2	LTC - Phase 2 LTM	LTC - Phase 2	LTC - Phase 2	LTC - Phase 2	LTC - Phase 2 LTM	LTC - Phase 2	LTC - Phase 2 LTM
				UK Drinking Water Standards	UK Estuaries and coastal waters EQS	UK Freshwater EQS														
Chem_Group	**Analyte**	**Units**	**MDL**																	
	Nicosulfuron	µg/l					<0.01	-	-	-	-	-	-	-	-	-	<0.01	<0.01	-	-
	Nuarimol	µg/l					<0.02	-	-	-	-	-	-	-	-	-	<0.02	<0.02	-	-
	Oxadixyl	µg/l					<0.03	-	-	-	-	-	-	-	-	-	<0.03	<0.03	-	-
	Paraoxon-ethyl	µg/l					<0.02	-	-	-	-	-	-	-	-	-	<0.02	<0.02	-	-
	Parathion-ethyl	µg/l					<0.05	-	-	-	-	-	-	-	-	-	<0.05	<0.05	-	-
	Penconazole	µg/l					<0.02	-	-	-	-	-	-	-	-	-	<0.02	<0.02	-	-
	Pencycuron	µg/l					<0.02	-	-	-	-	-	-	-	-	-	<0.02	<0.02	-	-
	Phosphamidon II (E)	µg/l	0.01				<0.01	-	-	-	-	-	-	-	-	-	<0.01	<0.01	-	-
	Pretilachlor	µg/l					<0.02	-	-	-	-	-	-	-	-	-	<0.02	<0.02	-	-
	Primisulfuron-methyl	µg/l					<0.02	-	-	-	-	-	-	-	-	-	<0.02	<0.02	-	-
	Prodiamine	µg/l					<0.05	-	-	-	-	-	-	-	-	-	<0.05	<0.05	-	-
	Propaquizafop	µg/l					<0.03	-	-	-	-	-	-	-	-	-	<0.03	<0.03	-	-
	Propetamphos	µg/L	0.01		0.03[#4]	0.03[#4]	<0.01	-	-	-	-	-	-	-	-	-	-	<0.01	-	-
	Prosulfocarb	µg/l					<0.01	-	-	-	-	-	-	-	-	-	<0.01	<0.01	-	-
	Prothioconazole	µg/l					<0.05	-	-	-	-	-	-	-	-	-	<0.05	<0.05	-	-
	Pyribenzoxim	µg/l					<0.05	-	-	-	-	-	-	-	-	-	<0.05	<0.05	-	-
	Quinmerac	µg/l					<0.01	-	-	-	-	-	-	-	-	-	<0.01	<0.01	-	-
	Quizalofop	µg/l					<0.05	-	-	-	-	-	-	-	-	-	<0.05	<0.05	-	-
	Rimsulfuron	µg/l					<0.01	-	-	-	-	-	-	-	-	-	<0.01	<0.01	-	-
	Sebuthylazine	µg/l					<0.01	-	-	-	-	-	-	-	-	-	<0.01	<0.01	-	-
	Simazine-2-hydroxy	µg/l					<0.01	-	-	-	-	-	-	-	-	-	<0.01	<0.01	-	-
	Sodium Acifluorfen	µg/L					<0.01	-	-	-	-	-	-	-	-	-	<0.01	<0.01	-	-
	Sulfosulfuron	µg/l					<0.01	-	-	-	-	-	-	-	-	-	<0.01	<0.01	-	-
	Tecnazene	µg/L	0.01		1[#4]	1[#4]	<0.01	-	-	-	-	-	-	-	-	-	-	<0.01	-	-
	Teflubenzuron	µg/l					<0.03	-	-	-	-	-	-	-	-	-	<0.03	<0.03	-	-
	Terbuthylazine-desethyl	µg/l					<0.01	-	-	-	-	-	-	-	-	-	<0.01	<0.01	-	-
	Terbuthylazine-desethyl-2-hydroxy	µg/l					<0.01	-	-	-	-	-	-	-	-	-	<0.01	<0.01	-	-

						Location	BH04019	BH04019	BH04019	BH04019	BH04019	BH04019	BH04019	BH04019	BH04020	BH04020	BH04020	BH04020	BH04020	BH04020
						Sampled_Date_Time	18/02/2020	18/03/2020	14/04/2020	21/05/2020	08/07/2020	08/07/2020	17/09/2020	17/09/2020	07/11/2019	19/11/2019	16/01/2020	18/02/2020	17/03/2020	14/04/2020
						Sample_Depth_Avg	17.5	17.5	17	18	17.5	17.5	0	0	8	1.12	2.42	24	24	22
						Project_ID	LTC - Phase 2	LTC - Phase 2 LTM	LTC - Phase 2	LTC - Phase 2 LTM	LTC - Phase 2 LTM	LTC - Phase 2 LTM	LTC - Phase 2	LTC - Phase 2 LTM	LTC - Phase 2	LTC - Phase 2	LTC - Phase 2	LTC - Phase 2 LTM	LTC - Phase 2	LTC - Phase 2 LTM
				UK Drinking Water Standards	UK Estuaries and coastal waters EQS	UK Freshwater EQS														
Chem_Group	**Analyte**	**Units**	**MDL**																	
	Terbuthylazine-hydroxy	µg/l					0.042	-	-	-	-	-	-	-	-	-	<0.01	<0.01	-	-
	Thiabendazole	µg/L			5[#4]	5[#4]	<0.03	-	-	-	-	-	-	-	-	-	<0.03	<0.03	-	-
	Thiamethoxam	µg/L					<0.01	-	-	-	-	-	-	-	-	-	<0.01	<0.01	-	-
	Tribenuron-methyl	µg/L					<0.01	-	-	-	-	-	-	-	-	-	<0.01	<0.01	-	-
	Trietazine	µg/L	0.01				<0.01	-	-	-	-	-	-	-	-	-	<0.01	<0.01	-	-
	Trifloxysulfuron-sodium	µg/l					<0.01	-	-	-	-	-	-	-	-	-	<0.01	<0.01	-	-
	Triflusulfuron-methyl	µg/l					<0.01	-	-	-	-	-	-	-	-	-	<0.01	<0.01	-	-
	Triforine	µg/l					<0.05	-	-	-	-	-	-	-	-	-	<0.05	<0.05	-	-
	Triticonazole	µg/l					<0.01	-	-	-	-	-	-	-	-	-	<0.01	<0.01	-	-
	Desmetryn	mg/L					<0.00001	-	-	-	-	-	-	-	-	-	<0.00001	<0.00001	-	-
	Simetryn	mg/L					<0.00001	-	-	-	-	-	-	-	-	-	<0.00001	<0.00001	-	-
	Clothianidin	µg/L					<0.01	-	-	-	-	-	-	-	-	-	<0.01	<0.01	-	-
	Cymoxanil	µg/L					<0.05	-	-	-	-	-	-	-	-	-	<0.05	<0.05	-	-
	Fluazifop-butyl	µg/L					<0.02	-	-	-	-	-	-	-	-	-	<0.02	<0.02	-	-
	Imazamethabenz-methyl	µg/L					<0.01	-	-	-	-	-	-	-	-	-	<0.01	<0.01	-	-
	Mesosulfuron-methyl	µg/L					<0.02	-	-	-	-	-	-	-	-	-	<0.02	<0.02	-	-
	Metamitron	µg/L					<0.03	-	-	-	-	-	-	-	-	-	<0.03	<0.03	-	-
	Metobromuron	µg/L					<0.03	-	-	-	-	-	-	-	-	-	<0.03	<0.03	-	-
	Monuron	µg/L					<0.02	-	-	-	-	-	-	-	-	-	<0.02	<0.02	-	-
	Secbumeton	µg/L					<0.01	-	-	-	-	-	-	-	-	-	<0.01	<0.01	-	-
	Spiroxamine	µg/L					<0.01	-	-	-	-	-	-	-	-	-	<0.01	<0.01	-	-
	Clomazon	µg/L					<0.01	-	-	-	-	-	-	-	-	-	<0.01	<0.01	-	-
	Metazachlor	µg/L	0.01				<0.01	-	-	-	-	-	-	-	-	-	<0.01	<0.01	-	-
	Methabenzthiazuran	µg/L					<0.01	-	-	-	-	-	-	-	-	-	<0.01	<0.01	-	-
	Iprovalicarb	µg/L					<0.01	-	-	-	-	-	-	-	-	-	<0.01	<0.01	-	-
	Chloroxuron	µg/L					<0.01	-	-	-	-	-	-	-	-	-	<0.01	<0.01	-	-
	Neburon	µg/L					<0.01	-	-	-	-	-	-	-	-	-	<0.01	<0.01	-	-

						Location	BH04019	BH04019	BH04019	BH04019	BH04019	BH04019	BH04019	BH04019	BH04020	BH04020	BH04020	BH04020	BH04020	BH04020
						Sampled_Date_Time	18/02/2020	18/03/2020	14/04/2020	21/05/2020	08/07/2020	08/07/2020	17/09/2020	17/09/2020	07/11/2019	19/11/2019	16/01/2020	18/02/2020	17/03/2020	14/04/2020
						Sample_Depth_Avg	17.5	17.5	17	18	17.5	17.5	0	0	8	1.12	2.42	24	24	22
						Project_ID	LTC - Phase 2	LTC - Phase 2 LTM	LTC - Phase 2	LTC - Phase 2 LTM	LTC - Phase 2 LTM	LTC - Phase 2 LTM	LTC - Phase 2	LTC - Phase 2 LTM	LTC - Phase 2	LTC - Phase 2	LTC - Phase 2	LTC - Phase 2 LTM	LTC - Phase 2	LTC - Phase 2 LTM
				UK Drinking Water Standards	UK Estuaries and coastal waters EQS	UK Freshwater EQS														
Chem_Group	**Analyte**	**Units**	**MDL**																	
	Metribuzin	µg/L					<0.03	-	-	-	-	-	-	-	-	-	<0.03	<0.03	-	-
	2,3,6-Trichlorobenzoic Acid (Tba)	µg/L					<0.1	-	-	-	-	-	-	-	-	-	<1	<0.5	-	-
	2,4,5-Trichlorophenoxy Acetic Acid	µg/L					<0.01	-	-	-	-	-	-	-	-	-	<0.01	<0.01	-	-
	2,4,5-TP (Silvex)	µg/L					<0.01	-	-	-	-	-	-	-	-	-	<0.01	<0.01	-	-
	Pyrimethanil	µg/L					<0.02	-	-	-	-	-	-	-	-	-	<0.02	<0.02	-	-
	Hedonal	µg/L			0.3[#2]	0.3[#2]	<0.01	-	-	-	-	-	-	-	-	-	<0.01	<0.01	-	-
	2,4-DDT	µg/L	0.01		0.00625[#42]	0.00625[#42]	<0.01	-	-	-	-	-	-	-	-	-	<0.01	<0.01	-	-
	Propachlor	µg/L	0.01				<0.01	-	-	-	-	-	-	-	-	-	<0.01	<0.01	-	-
	Propamocarb	µg/L					<0.03	-	-	-	-	-	-	-	-	-	<0.03	<0.03	-	-
	2,4-Dichlorprop	µg/L					<0.01	-	-	-	-	-	-	-	-	-	<0.01	<0.01	-	-
	3-Hydroxy Carbofuran	µg/L					<0.01	-	-	-	-	-	-	-	-	-	<0.01	<0.01	-	-
	4-(2,4-Dichlorophenoxy)butyric Acid (2,4-DB)	µg/L					<0.02	-	-	-	-	-	-	-	-	-	<0.02	<0.02	-	-
	4,4-DDE	µg/L	0.01		0.00625[#42]	0.00625[#42]	<0.01	-	-	-	-	-	-	-	-	-	<0.01	<0.01	-	-
	4-Bromo-3,5-dimethylphenyl-N-methylcarbamate	µg/L					<0.02	-	-	-	-	-	-	-	-	-	<0.02	<0.02	-	-
	a-BHC	µg/L	0.01				<0.01	-	-	-	-	-	-	-	-	-	<0.01	<0.01	-	-
	Acetochlor	µg/L					<0.03	-	-	-	-	-	-	-	-	-	<0.03	<0.03	-	-
	Aldicarb	µg/L					<0.05	-	-	-	-	-	-	-	-	-	<0.05	<0.05	-	-
	Aldicarb sulfone	µg/L					<0.01	-	-	-	-	-	-	-	-	-	<0.01	<0.01	-	-
	Aldrin	µg/L	0.01	0.03[#1]	0.00125[#43]	0.0025[#44]	<0.01	-	-	-	-	-	-	-	-	-	<0.01	<0.01	-	-
	Ametryn	µg/L					<0.01	-	-	-	-	-	-	-	-	-	<0.01	<0.01	-	-
	Amidosulfuron	µg/L					<0.02	-	-	-	-	-	-	-	-	-	<0.02	<0.02	-	-
	Acetamiprid	µg/L					<0.01	-	-	-	-	-	-	-	-	-	<0.01	<0.01	-	-
	Aclonifen	µg/L					<0.03	-	-	-	-	-	-	-	-	-	<0.03	<0.03	-	-
	Actril (Ioxynil)	µg/L			10[#4]	10[#4]	<0.01	-	-	-	-	-	-	-	-	-	<0.01	<0.01	-	-
	Atraton	µg/L					<0.01	-	-	-	-	-	-	-	-	-	<0.01	<0.01	-	-
	Atrazine	µg/L	0.01		0.6[#2]	0.6[#2]	0.028 - 0.074	-	-	-	-	-	-	-	-	-	<0.01	<0.01	-	-
	Azinophos methyl	µg/L	0.02		0.01[#8]	0.01[#8]	<0.02	-	-	-	-	-	-	-	-	-	<0.04	<0.02	-	-

						Location	BH04019	BH04019	BH04019	BH04019	BH04019	BH04019	BH04019	BH04019	BH04020	BH04020	BH04020	BH04020	BH04020	BH04020
						Sampled_Date_Time	18/02/2020	18/03/2020	14/04/2020	21/05/2020	08/07/2020	08/07/2020	17/09/2020	17/09/2020	07/11/2019	19/11/2019	16/01/2020	18/02/2020	17/03/2020	14/04/2020
						Sample_Depth_Avg	17.5	17.5	17	18	17.5	17.5	0	0	8	1.12	2.42	24	24	22
						Project_ID	LTC - Phase 2	LTC - Phase 2 LTM	LTC - Phase 2	LTC - Phase 2 LTM	LTC - Phase 2 LTM	LTC - Phase 2 LTM	LTC - Phase 2	LTC - Phase 2 LTM	LTC - Phase 2	LTC - Phase 2	LTC - Phase 2	LTC - Phase 2 LTM	LTC - Phase 2	LTC - Phase 2 LTM
				UK Drinking Water Standards	UK Estuaries and coastal waters EQS	UK Freshwater EQS														
Chem_Group	**Analyte**	**Units**	**MDL**																	
	Baygon	µg/L					<0.01	-	-	-	-	-	-	-	-	-	<0.01	<0.01	-	-
	b-BHC	µg/L	0.01				<0.01	-	-	-	-	-	-	-	-	-	<0.01	<0.01	-	-
	Benazolin	µg/L					<0.05	-	-	-	-	-	-	-	-	-	<0.05	<0.05	-	-
	Bendiocarb	µg/L					<0.01	-	-	-	-	-	-	-	-	-	<0.01	<0.01	-	-
	Bentazone	µg/L			500[#4]	500[#4]	<0.01	-	-	-	-	-	-	-	-	-	<0.01	<0.01	-	-
	Bidrin	µg/L					<0.01	-	-	-	-	-	-	-	-	-	<0.01	<0.01	-	-
	Bromacil	µg/L					<0.01	-	-	-	-	-	-	-	-	-	<0.01	<0.01	-	-
	Bromazil	µg/L					<0.03	-	-	-	-	-	-	-	-	-	<0.03	<0.03	-	-
	Bromophos-ethyl	µg/L					<0.03	-	-	-	-	-	-	-	-	-	<0.03	<0.03	-	-
	Bromoxynil	µg/L			100[#4]	100[#4]	<0.01	-	-	-	-	-	-	-	-	-	<0.01	<0.01	-	-
	Carbaryl	µg/L					<0.01	-	-	-	-	-	-	-	-	-	<0.01	<0.01	-	-
	Carbendazim	µg/L				0.15[#4]	<0.01	-	-	-	-	-	-	-	-	-	<0.01	<0.01	-	-
	Carbetamide	µg/L					<0.01	-	-	-	-	-	-	-	-	-	<0.01	<0.01	-	-
	Carbofuran	µg/L					<0.01	-	-	-	-	-	-	-	-	-	<0.01	<0.01	-	-
	Carbophenothion	µg/L	0.01				<0.01	-	-	-	-	-	-	-	-	-	-	<0.01	-	-
	Carboxin	µg/L					<0.02	-	-	-	-	-	-	-	-	-	<0.02	<0.02	-	-
	Chlorbromuron	µg/L					<0.01	-	-	-	-	-	-	-	-	-	<0.01	<0.01	-	-
	Chlordane (cis)	µg/L	0.01				<0.01	-	-	-	-	-	-	-	-	-	<0.01	<0.01	-	-
	Azinphos Ethyl	µg/L	0.02				<0.02	-	-	-	-	-	-	-	-	-	<0.04	<0.02	-	-
	Chlordane (trans)	µg/L	0.01				<0.01	-	-	-	-	-	-	-	-	-	<0.01	<0.01	-	-
	Chlorfenvinphos	µg/L	0.01		0.1[#2]	0.1[#2]	<0.01	-	-	-	-	-	-	-	-	-	<0.01	<0.01	-	-
	Chloridazon	µg/L					<0.01	-	-	-	-	-	-	-	-	-	<0.01	<0.01	-	-
	Chlorotoluron	µg/L			2[#4]	2[#4]	<0.01	-	-	-	-	-	-	-	-	-	<0.01	<0.01	-	-
	Chlorpyrifos	µg/L	0.01		0.03[#2]		<0.005	-	-	-	-	-	-	-	-	-	<0.005	<0.005	-	-
	Chlorpyrifos-methyl	µg/L	0.01				<0.01	-	-	-	-	-	-	-	-	-	<0.01	<0.01	-	-
	Chlorsulfuron	µg/L					<0.01	-	-	-	-	-	-	-	-	-	-	<0.01	-	-
	Clopyralid	µg/L					<0.03	-	-	-	-	-	-	-	-	-	<0.03	<0.03	-	-

						Location	BH04019	BH04019	BH04019	BH04019	BH04019	BH04019	BH04019	BH04019	BH04020	BH04020	BH04020	BH04020	BH04020	BH04020
						Sampled_Date_Time	18/02/2020	18/03/2020	14/04/2020	21/05/2020	08/07/2020	08/07/2020	17/09/2020	17/09/2020	07/11/2019	19/11/2019	16/01/2020	18/02/2020	17/03/2020	14/04/2020
						Sample_Depth_Avg	17.5	17.5	17	18	17.5	17.5	0	0	8	1.12	2.42	24	24	22
						Project_ID	LTC - Phase 2	LTC - Phase 2 LTM	LTC - Phase 2	LTC - Phase 2 LTM	LTC - Phase 2 LTM	LTC - Phase 2 LTM	LTC - Phase 2	LTC - Phase 2 LTM	LTC - Phase 2	LTC - Phase 2	LTC - Phase 2	LTC - Phase 2 LTM	LTC - Phase 2	LTC - Phase 2 LTM
				UK Drinking Water Standards	UK Estuaries and coastal waters EQS	UK Freshwater EQS														
Chem_Group	**Analyte**	**Units**	**MDL**																	
	Coumaphos	µg/L	0.01		0.03[#4]	0.03[#4]	<0.01	-	-	-	-	-	-	-	-	-	<0.01	<0.01	-	-
	Cyanazine	µg/L	0.01				<0.01	-	-	-	-	-	-	-	-	-	<0.01	<0.01	-	-
	Cyproconazole	µg/L					<0.01	-	-	-	-	-	-	-	-	-	<0.01	<0.01	-	-
	Cyromazine	µg/L					<0.05	-	-	-	-	-	-	-	-	-	<0.05	<0.05	-	-
	d-BHC	µg/L	0.01				<0.01	-	-	-	-	-	-	-	-	-	<0.01	<0.01	-	-
	DDD	µg/L	0.01		0.00625[#42]	0.00625[#42]	<0.01	-	-	-	-	-	-	-	-	-	<0.01	<0.01	-	-
	DDT	µg/L	0.01		0.01[#45]	0.01[#45]	<0.01	-	-	-	-	-	-	-	-	-	<0.01	<0.01	-	-
	Deisopropylatrazine	µg/L					<0.01	-	-	-	-	-	-	-	-	-	<0.01	<0.01	-	-
	Chlorothalonil	µg/L	0.01			0.035[#2]	<0.01	-	-	-	-	-	-	-	-	-	<0.01	<0.01	-	-
	Deethylatrazine	µg/L					0.012	-	-	-	-	-	-	-	-	-	<0.01	<0.01	-	-
	Demeton-S-methyl	µg/L	0.01				<0.01	-	-	-	-	-	-	-	-	-	-	<0.01	-	-
	Diazinon	µg/L	0.01		0.01[#2]	0.01[#2]	<0.01	-	-	-	-	-	-	-	-	-	<0.01	<0.01	-	-
	Dicamba	µg/L					<0.03	-	-	-	-	-	-	-	-	-	<0.03	<0.03	-	-
	Dichlobenil	µg/L	0.01				<0.01	-	-	-	-	-	-	-	-	-	-	<0.01	-	-
	Dichlorvos	µg/L	0.01		0.04[#4]	0.001[#4]	<0.01	-	-	-	-	-	-	-	-	-	<0.01	<0.01	-	-
	Diclofop	µg/L					<0.02	-	-	-	-	-	-	-	-	-	<0.02	<0.02	-	-
	Dieldrin	µg/L	0.01	0.03[#1]	0.00125[#43]	0.0025[#44]	<0.01	-	-	-	-	-	-	-	-	-	<0.01	<0.01	-	-
	Difenoconazole	µg/L					<0.02	-	-	-	-	-	-	-	-	-	<0.02	<0.02	-	-
	Difenoxuron	µg/L					<0.02	-	-	-	-	-	-	-	-	-	<0.02	<0.02	-	-
	Diflubenzuron	µg/L			0.005[#4]	0.001[#4]	<0.02	-	-	-	-	-	-	-	-	-	<0.02	<0.02	-	-
	Diflufenican	µg/L					<0.01	-	-	-	-	-	-	-	-	-	<0.01	<0.01	-	-
	Dimethoate	µg/L	0.01		0.48[#2]	0.48[#2]	<0.01	-	-	-	-	-	-	-	-	-	<0.01	<0.01	-	-
	Dinoseb	µg/L					<0.02	-	-	-	-	-	-	-	-	-	<0.02	<0.02	-	-
	Disulfoton	µg/L	0.01				<0.01	-	-	-	-	-	-	-	-	-	-	<0.01	-	-
	Diuron	µg/L			0.2[#2]	0.2[#2]	<0.01	-	-	-	-	-	-	-	-	-	<0.01	<0.01	-	-
	Endosulfan I	µg/L	0.01				<0.01	-	-	-	-	-	-	-	-	-	<0.01	<0.01	-	-
	Endosulfan II	µg/L	0.02				<0.02	-	-	-	-	-	-	-	-	-	<0.02	<0.02	-	-

						Location	BH04019	BH04019	BH04019	BH04019	BH04019	BH04019	BH04019	BH04019	BH04020	BH04020	BH04020	BH04020	BH04020	BH04020
						Sampled_Date_Time	18/02/2020	18/03/2020	14/04/2020	21/05/2020	08/07/2020	08/07/2020	17/09/2020	17/09/2020	07/11/2019	19/11/2019	16/01/2020	18/02/2020	17/03/2020	14/04/2020
						Sample_Depth_Avg	17.5	17.5	17	18	17.5	17.5	0	0	8	1.12	2.42	24	24	22
						Project_ID	LTC - Phase 2	LTC - Phase 2 LTM	LTC - Phase 2	LTC - Phase 2 LTM	LTC - Phase 2 LTM	LTC - Phase 2 LTM	LTC - Phase 2	LTC - Phase 2 LTM	LTC - Phase 2	LTC - Phase 2	LTC - Phase 2	LTC - Phase 2 LTM	LTC - Phase 2	LTC - Phase 2 LTM
				UK Drinking Water Standards	UK Estuaries and coastal waters EQS	UK Freshwater EQS														
Chem_Group	**Analyte**	**Units**	**MDL**																	
	Endosulfan sulphate	µg/L	0.02				<0.02	-	-	-	-	-	-	-	-	-	-	<0.02	-	-
	Endrin	µg/L	0.01		0.00125[#43]	0.0025[#44]	<0.01	-	-	-	-	-	-	-	-	-	<0.01	<0.01	-	-
	s-Ethyl dipropylthiocarbamate	µg/L					<0.02	-	-	-	-	-	-	-	-	-	<0.02	<0.02	-	-
	Ethiofencarb	µg/L					<0.02	-	-	-	-	-	-	-	-	-	<0.02	<0.02	-	-
	Ethion	µg/L	0.01				<0.01	-	-	-	-	-	-	-	-	-	<0.02	<0.01	-	-
	Ethoprop	µg/L					<0.02	-	-	-	-	-	-	-	-	-	<0.02	<0.02	-	-
	Ethofumesate	µg/L					<0.01	-	-	-	-	-	-	-	-	-	<0.01	<0.01	-	-
	Etridiazole	µg/L	0.01				<0.01	-	-	-	-	-	-	-	-	-	<0.01	<0.01	-	-
	Fenamiphos	µg/L					<0.02	-	-	-	-	-	-	-	-	-	<0.02	<0.02	-	-
	Fenarimol	µg/L					<0.03	-	-	-	-	-	-	-	-	-	<0.03	<0.03	-	-
	Fenitrothion	µg/L	0.01		0.01[#4]	0.01[#4]	<0.01	-	-	-	-	-	-	-	-	-	<0.02	<0.01	-	-
	Fensulfothion	µg/L					<0.02	-	-	-	-	-	-	-	-	-	<0.02	<0.02	-	-
	Fenhexamid	µg/L					<0.03	-	-	-	-	-	-	-	-	-	<0.03	<0.03	-	-
	Fenoxycarb	µg/L					<0.02	-	-	-	-	-	-	-	-	-	<0.02	<0.02	-	-
	Fenthion	µg/L	0.01				<0.01	-	-	-	-	-	-	-	-	-	<0.01	<0.01	-	-
	Fenpropimorf	µg/L					<0.01	-	-	-	-	-	-	-	-	-	<0.01	<0.01	-	-
	Fluroxypyr	µg/L					<0.02	-	-	-	-	-	-	-	-	-	<0.02	<0.02	-	-
	Flutolanil	µg/L					<0.02	-	-	-	-	-	-	-	-	-	<0.02	<0.02	-	-
	Fonofos	µg/L					<0.05	-	-	-	-	-	-	-	-	-	<0.05	<0.05	-	-
	EPTC	µg/L													-	-	-			
	g-BHC (Lindane)	µg/L	0.01				<0.01	-	-	-	-	-	-	-	-	-	<0.01	<0.01	-	-
	Haloxyfop-methyl	µg/L					<0.03	-	-	-	-	-	-	-	-	-	<0.03	<0.03	-	-
	Thifensulfuron	µg/L					<0.01	-	-	-	-	-	-	-	-	-	<0.01	<0.01	-	-
	Heptachlor	µg/L	0.01	0.03[#1]			<0.01	-	-	-	-	-	-	-	-	-	<0.01	<0.01	-	-
	Hexaconazole	µg/L					<0.02	-	-	-	-	-	-	-	-	-	<0.02	<0.02	-	-
	Hexazinone	µg/L					<0.01	-	-	-	-	-	-	-	-	-	<0.01	<0.01	-	-
	Hydroxyatrazine	µg/L					0.018	-	-	-	-	-	-	-	-	-	<0.01	<0.01	-	-

						Location	BH04019	BH04019	BH04019	BH04019	BH04019	BH04019	BH04019	BH04019	BH04020	BH04020	BH04020	BH04020	BH04020	BH04020
						Sampled_Date_Time	18/02/2020	18/03/2020	14/04/2020	21/05/2020	08/07/2020	08/07/2020	17/09/2020	17/09/2020	07/11/2019	19/11/2019	16/01/2020	18/02/2020	17/03/2020	14/04/2020
						Sample_Depth_Avg	17.5	17.5	17	18	17.5	17.5	0	0	8	1.12	2.42	24	24	22
						Project_ID	LTC - Phase 2	LTC - Phase 2 LTM	LTC - Phase 2	LTC - Phase 2 LTM	LTC - Phase 2 LTM	LTC - Phase 2 LTM	LTC - Phase 2	LTC - Phase 2 LTM	LTC - Phase 2	LTC - Phase 2	LTC - Phase 2	LTC - Phase 2 LTM	LTC - Phase 2	LTC - Phase 2 LTM
				UK Drinking Water Standards	UK Estuaries and coastal waters EQS	UK Freshwater EQS														
Chem_Group	**Analyte**	**Units**	**MDL**																	
	Iprodione	µg/L					<0.03	-	-	-	-	-	-	-	-	-	<0.03	<0.03	-	-
	Isodrin	µg/L	0.01		0.00125[#43]	0.0025[#44]	<0.01	-	-	-	-	-	-	-	-	-	<0.01	<0.01	-	-
	Isoproturon	µg/L			0.3[#2]	0.3[#2]	<0.01	-	-	-	-	-	-	-	-	-	<0.01	<0.01	-	-
	Linuron	µg/L			0.5[#2]	0.5[#2]	<0.02	-	-	-	-	-	-	-	-	-	<0.02	<0.02	-	-
	Malathion	µg/L	0.01		0.02[#4]	0.01[#4]	<0.01	-	-	-	-	-	-	-	-	-	<0.01	<0.01	-	-
	2-Methyl-4-chlorophenoxyacetic acid	µg/L					<0.01	-	-	-	-	-	-	-	-	-	<0.01	<0.01	-	-
	2-Methyl-4-Chlorophenoxy Butanoic Acid	µg/L					<0.02	-	-	-	-	-	-	-	-	-	<0.02	<0.02	-	-
	Mecoprop	µg/L			18[#2]	18[#2]	<0.01	-	-	-	-	-	-	-	-	-	<0.01	<0.01	-	-
	Mefenpyr-diethyl	µg/L					<0.02	-	-	-	-	-	-	-	-	-	<0.02	<0.02	-	-
	Metachlor	µg/L	0.01		0.3[#2]	0.3[#2]	<0.01	-	-	-	-	-	-	-	-	-	<0.01	<0.01	-	-
	Metalaxyl	µg/L					<0.01	-	-	-	-	-	-	-	-	-	<0.01	<0.01	-	-
	Methamidophos	µg/L					<0.01	-	-	-	-	-	-	-	-	-	<0.01	<0.01	-	-
	Methidathion	µg/L					<0.01	-	-	-	-	-	-	-	-	-	<0.01	<0.01	-	-
	Methiocarb	µg/L				0.01[#4]	<0.01	-	-	-	-	-	-	-	-	-	<0.01	<0.01	-	-
	Methomyl	µg/L					<0.01	-	-	-	-	-	-	-	-	-	<0.01	<0.01	-	-
	Methoxychlor	µg/L	0.01				<0.01	-	-	-	-	-	-	-	-	-	<0.01	<0.01	-	-
	Methoxyfenozide	µg/L					<0.03	-	-	-	-	-	-	-	-	-	<0.03	<0.03	-	-
	Methyl parathion	µg/L	0.01				<0.01	-	-	-	-	-	-	-	-	-	<0.02	<0.01	-	-
	Metolachlor	µg/L					<0.01	-	-	-	-	-	-	-	-	-	<0.01	<0.01	-	-
	Metoxuron	µg/L					<0.01	-	-	-	-	-	-	-	-	-	<0.01	<0.01	-	-
	Metsulfuron Methyl	µg/L					<0.01	-	-	-	-	-	-	-	-	-	<0.01	<0.01	-	-
	Mevinphos (Phosdrin)	µg/L	0.01			0.02(MAC)[#46]	<0.01	-	-	-	-	-	-	-	-	-	<0.01	<0.01	-	-
	Molinate	µg/L					<0.01	-	-	-	-	-	-	-	-	-	<0.01	<0.01	-	-
	Monlinuran	µg/L					<0.02	-	-	-	-	-	-	-	-	-	<0.02	<0.02	-	-
	Monocrotophos	µg/L					<0.01	-	-	-	-	-	-	-	-	-	<0.01	<0.01	-	-
	Napropamide	µg/L					<0.01	-	-	-	-	-	-	-	-	-	<0.01	<0.01	-	-
	Flusilazole (NuStar)	µg/L					<0.01	-	-	-	-	-	-	-	-	-	<0.01	<0.01	-	-

						Location	BH04019	BH04019	BH04019	BH04019	BH04019	BH04019	BH04019	BH04019	BH04020	BH04020	BH04020	BH04020	BH04020	BH04020
						Sampled_Date_Time	18/02/2020	18/03/2020	14/04/2020	21/05/2020	08/07/2020	08/07/2020	17/09/2020	17/09/2020	07/11/2019	19/11/2019	16/01/2020	18/02/2020	17/03/2020	14/04/2020
						Sample_Depth_Avg	17.5	17.5	17	18	17.5	17.5	0	0	8	1.12	2.42	24	24	22
						Project_ID	LTC - Phase 2	LTC - Phase 2 LTM	LTC - Phase 2	LTC - Phase 2 LTM	LTC - Phase 2 LTM	LTC - Phase 2 LTM	LTC - Phase 2	LTC - Phase 2 LTM	LTC - Phase 2	LTC - Phase 2	LTC - Phase 2	LTC - Phase 2 LTM	LTC - Phase 2	LTC - Phase 2 LTM
				UK Drinking Water Standards	UK Estuaries and coastal waters EQS	UK Freshwater EQS														
Chem_Group	**Analyte**	**Units**	**MDL**																	
	o,p-DDD	µg/L	0.01				<0.01	-	-	-	-	-	-	-	-	-	<0.01	<0.01	-	-
	o,p'-DDE	µg/L	0.01				<0.01	-	-	-	-	-	-	-	-	-	<0.01	<0.01	-	-
	o,p-Methoxychlor	µg/L	0.01				<0.01	-	-	-	-	-	-	-	-	-	-	<0.01	-	-
	Omethoate	µg/L	0.01			0.01[#4]	<0.01	-	-	-	-	-	-	-	-	-	<0.01	<0.01	-	-
	Oxamyl	µg/L					<0.01	-	-	-	-	-	-	-	-	-	<0.01	<0.01	-	-
	Paclobutrazol	µg/L					<0.02	-	-	-	-	-	-	-	-	-	<0.02	<0.02	-	-
	Methyl Paraoxon	µg/L					<0.02	-	-	-	-	-	-	-	-	-	<0.02	<0.02	-	-
	Parathion	µg/L	0.01				<0.01	-	-	-	-	-	-	-	-	-	<0.01	<0.01	-	-
	Pendimethalin	µg/L	0.01			0.3[#2]	<0.01	-	-	-	-	-	-	-	-	-	<0.01	<0.01	-	-
	Imidacloprid	µg/L					<0.01	-	-	-	-	-	-	-	-	-	<0.01	<0.01	-	-
	Permethrin	µg/L	0.01		0.0002[#4]	0.001[#4]	<0.01	-	-	-	-	-	-	-	-	-	-	<0.01	-	-
	Permethrin II	µg/L	0.01				<0.01	-	-	-	-	-	-	-	-	-	-	<0.01	-	-
	Phorate	µg/L	0.01				<0.01	-	-	-	-	-	-	-	-	-	<0.01	<0.01	-	-
	Phosmet	µg/L					<0.05	-	-	-	-	-	-	-	-	-	<0.05	<0.05	-	-
	Lenacil	µg/L					<0.03	-	-	-	-	-	-	-	-	-	<0.03	<0.03	-	-
	Picloram	µg/L					<0.02	-	-	-	-	-	-	-	-	-	<0.02	<0.02	-	-
	Picoxystrobin	µg/L					<0.01	-	-	-	-	-	-	-	-	-	<0.01	<0.01	-	-
	Pirimicarb	µg/L			1[#4]	1[#4]	<0.01	-	-	-	-	-	-	-	-	-	<0.01	<0.01	-	-
	Pirimiphos-methyl	µg/L	0.01		0.015[#4]	0.015[#4]	<0.01	-	-	-	-	-	-	-	-	-	<0.01	<0.01	-	-
	Pirimphos-ethyl	µg/L					<0.02	-	-	-	-	-	-	-	-	-	<0.02	<0.02	-	-
	Prochloraz	µg/L			4[#4]	4[#4]	<0.02	-	-	-	-	-	-	-	-	-	<0.02	<0.02	-	-
	Profenofos	µg/L					<0.01	-	-	-	-	-	-	-	-	-	<0.01	<0.01	-	-
	Promecarb	µg/L					<0.01	-	-	-	-	-	-	-	-	-	<0.01	<0.01	-	-
	Prometon	µg/L					<0.02	-	-	-	-	-	-	-	-	-	<0.02	<0.02	-	-
	Prometryn	µg/L	0.01				<0.01	-	-	-	-	-	-	-	-	-	<0.01	<0.01	-	-
	Pronamide	µg/L	0.01		100[#4]	100[#4]	<0.01	-	-	-	-	-	-	-	-	-	<0.01	<0.01	-	-
	Propanil	µg/L					<0.03	-	-	-	-	-	-	-	-	-	<0.03	<0.03	-	-

						Location	BH04019	BH04019	BH04019	BH04019	BH04019	BH04019	BH04019	BH04019	BH04020	BH04020	BH04020	BH04020	BH04020	BH04020
						Sampled_Date_Time	18/02/2020	18/03/2020	14/04/2020	21/05/2020	08/07/2020	08/07/2020	17/09/2020	17/09/2020	07/11/2019	19/11/2019	16/01/2020	18/02/2020	17/03/2020	14/04/2020
						Sample_Depth_Avg	17.5	17.5	17	18	17.5	17.5	0	0	8	1.12	2.42	24	24	22
						Project_ID	LTC - Phase 2	LTC - Phase 2 LTM	LTC - Phase 2	LTC - Phase 2 LTM	LTC - Phase 2 LTM	LTC - Phase 2 LTM	LTC - Phase 2	LTC - Phase 2 LTM	LTC - Phase 2	LTC - Phase 2	LTC - Phase 2	LTC - Phase 2 LTM	LTC - Phase 2	LTC - Phase 2 LTM
				UK Drinking Water Standards	UK Estuaries and coastal waters EQS	UK Freshwater EQS														
Chem_Group	**Analyte**	**Units**	**MDL**																	
	Propazine	µg/L	0.01				<0.01	-	-	-	-	-	-	-	-	-	<0.01	<0.01	-	-
	Propham	µg/L					<0.05	-	-	-	-	-	-	-	-	-	<0.05	<0.05	-	-
	Propiconazole	µg/L					<0.01	-	-	-	-	-	-	-	-	-	0.012	<0.01	-	-
	Propoxycarbazone-sodium	µg/L					<0.01	-	-	-	-	-	-	-	-	-	<0.01	<0.01	-	-
	Pursuit	µg/L					<0.01	-	-	-	-	-	-	-	-	-	<0.01	<0.01	-	-
	Pyriproxyfen	µg/L					<0.03	-	-	-	-	-	-	-	-	-	<0.03	<0.03	-	-
	Quinclorac	µg/L					<0.02	-	-	-	-	-	-	-	-	-	<0.02	<0.02	-	-
	Quinoxyfen	µg/L					<0.04	-	-	-	-	-	-	-	-	-	<0.04	<0.04	-	-
	Savey	µg/L					<0.02	-	-	-	-	-	-	-	-	-	<0.02	<0.02	-	-
	Sethoxydim	µg/L					<0.02	-	-	-	-	-	-	-	-	-	<0.02	<0.02	-	-
	Simazine	µg/L	0.01		1[#2]	1[#2]	<0.01	-	-	-	-	-	-	-	-	-	<0.01	<0.01	-	-
	Tebuthiuron	µg/L					<0.02	-	-	-	-	-	-	-	-	-	<0.02	<0.02	-	-
	Terbutryn	µg/L	0.01				0.0986 - 0.19	-	-	-	-	-	-	-	-	-	<0.01	<0.01	-	-
	Terbuthylazine	µg/L					<0.01	-	-	-	-	-	-	-	-	-	-	<0.01	-	-
	Terbutylazine	µg/L													-	-	<0.01			
	Phosalone	µg/L	0.01				<0.01	-	-	-	-	-	-	-	-	-	<0.01	<0.01	-	-
	Phosphamidon	µg/L	0.01				<0.01	-	-	-	-	-	-	-	-	-	<0.01	<0.01	-	-
	Thiobencarb	µg/L					<0.01	-	-	-	-	-	-	-	-	-	<0.01	<0.01	-	-
	Thiophanate-methyl	µg/L					<0.03	-	-	-	-	-	-	-	-	-	<0.03	<0.03	-	-
	Triadimefon	µg/L	0.01				<0.01	-	-	-	-	-	-	-	-	-	<0.01	<0.01	-	-
	Triadimenol	µg/L					<0.01	-	-	-	-	-	-	-	-	-	<0.01	<0.01	-	-
	Triallate	µg/L	0.01		0.25[#4]	0.25[#4]	<0.01	-	-	-	-	-	-	-	-	-	<0.05	<0.01	-	-
	Triasulfuron	µg/L					<0.02	-	-	-	-	-	-	-	-	-	<0.02	<0.02	-	-
	Tributyl phosphate	µg/L	0.01		50[#4]	50[#4]	<0.01	-	-	-	-	-	-	-	-	-	-	<0.01	-	-
	Triclopyr	µg/L					<0.03	-	-	-	-	-	-	-	-	-	<0.03	<0.03	-	-
	Triclosan	µg/L					<0.05	-	-	-	-	-	-	-	-	-	<0.25	<0.1	-	-
	Trifluralin	µg/L	0.01		0.03[#2]	0.03[#2]	<0.01	-	-	-	-	-	-	-	-	-	<0.01	<0.01	-	-

						Location	BH04019	BH04019	BH04019	BH04019	BH04019	BH04019	BH04019	BH04019	BH04020	BH04020	BH04020	BH04020	BH04020	BH04020
						Sampled_Date_Time	18/02/2020	18/03/2020	14/04/2020	21/05/2020	08/07/2020	08/07/2020	17/09/2020	17/09/2020	07/11/2019	19/11/2019	16/01/2020	18/02/2020	17/03/2020	14/04/2020
						Sample_Depth_Avg	17.5	17.5	17	18	17.5	17.5	0	0	8	1.12	2.42	24	24	22
						Project_ID	LTC - Phase 2	LTC - Phase 2 LTM	LTC - Phase 2	LTC - Phase 2 LTM	LTC - Phase 2 LTM	LTC - Phase 2 LTM	LTC - Phase 2	LTC - Phase 2 LTM	LTC - Phase 2	LTC - Phase 2	LTC - Phase 2	LTC - Phase 2 LTM	LTC - Phase 2	LTC - Phase 2 LTM
				UK Drinking Water Standards	UK Estuaries and coastal waters EQS	UK Freshwater EQS														
Chem_Group	**Analyte**	**Units**	**MDL**																	
	Tebuconazole	µg/L					<0.01	-	-	-	-	-	-	-	-	-	0.014	<0.01	-	-
	Telodrin	µg/L	0.01				<0.01	-	-	-	-	-	-	-	-	-	<0.01	<0.01	-	-
	Triazophos	µg/L	0.01		0.005[#4]	0.005[#4]	<0.01	-	-	-	-	-	-	-	-	-	<0.02	<0.01	-	-
	Tricyclazole	µg/L					<0.01	-	-	-	-	-	-	-	-	-	<0.01	<0.01	-	-
Surrogate	Surrogate Value	%					103	-	-	-	-	-	-	-	-	-	-	-	-	-
SVOC TIC	SVOC TICS - Detect	Detect					-	-	-	-	-	-	-	-	-	-	-	-	-	-
	SVOC Tentatively Identified Compounds	µg/L	10				-	-	-	-	-	-	-	-	-	-	-	-	-	-
VOC TIC	VOC TICs - Detect	Detect					-	-	-	-	-	-	-	-	-	-	-	-	-	-
	VOC Tentatively Identified Compounds	µg/l	10				-	-	-	-	-	-	-	-	-	-	-	-	-	-
Other	Biochemical Oxygen Demand (5-day test)	µg/L	1000				-	-	-	-	-	-	<1000	<1000	-	-	-	-	-	-
	Redox	mV					229	-	-	-	-	-	-	-	-	-	-	-	-	-
	Salinity (no units)	PSS-78													<2	<2	<2			
	Conductivity @ 20oC	µS/cm	5				1050	866	848	803	821	829	847	824	615	1110	2820	2600	1280	831
	Total Dissolved Solids (Filtered)	mg/L	10				758	628	599	665	676	652	614	617	503	743	2120	1920	926	570
	Biological Oxygen Demand	mg/L	1				<1	<1	<1	<1	<1	<1	-	-	<1	<1	1.73	2.24	<1	<1
	Chemical Oxygen Demand	mg/L	7				11.5	14.5	<7	22.4	<7	7.15	<7	<7	<7	9.81	69	38.8	15.6	<7
	Dissolved Organic Carbon (Filtered)	µg/L	3000				3220	<3000	<3000	3240	<3000	<3000	<3000	<3000	<3000	<3000	13,000	13,900	5080	<3000
	pH (Lab)	pH_Units	1	6.5-9.5[#1]	6-8.5(MAC)[#46]	6-9(MAC)[#46]	7.73	7.52	7.4	7.48	7.46	7.37	7.29	7.25	7.94	7.9	8.1	7.88	7.85	7.39
	Total Organic Carbon	mg/l	3												-	-	-			

Environmental Standards Comments

						Location	BH04019	BH04019	BH04019	BH04019	BH04019	BH04019	BH04019	BH04019	BH04020	BH04020	BH04020	BH04020	BH04020	BH04020
						Sampled_Date_Time	18/02/2020	18/03/2020	14/04/2020	21/05/2020	08/07/2020	08/07/2020	17/09/2020	17/09/2020	07/11/2019	19/11/2019	16/01/2020	18/02/2020	17/03/2020	14/04/2020
						Sample_Depth_Avg	17.5	17.5	17	18	17.5	17.5	0	0	8	1.12	2.42	24	24	22
						Project_ID	LTC - Phase 2	LTC - Phase 2 LTM	LTC - Phase 2	LTC - Phase 2 LTM	LTC - Phase 2 LTM	LTC - Phase 2 LTM	LTC - Phase 2	LTC - Phase 2 LTM	LTC - Phase 2	LTC - Phase 2	LTC - Phase 2	LTC - Phase 2 LTM	LTC - Phase 2	LTC - Phase 2 LTM
				UK Drinking Water Standards	UK Estuaries and coastal waters EQS	UK Freshwater EQS														
Chem_Group	**Analyte**	**Units**	**MDL**																	

#1:Water Supply (Water Quality) Regulations 2016.
#2:Water Framework Directive (Standards and Classification) Directions (England and Wales) 2015.
#3:Operational Targets and EQS. EA, April 2018
#4:Water Framework Directive (Standards & Classification) Directions (England & Wales) 2015. Dissolved fraction.
#5:Water Framework Directive (Standards & Classification) Directions (England & Wales) 2015. Dissolved fraction. Lowest criteria presented (<40mg/l of CaCO3). See 'further assessment' if criteria exceeded and hardness (CaCO3) data available.
#6:Water Framework Directive (Standards and Classification) Directions (England and Wales) 2015. Dissolved Fraction. If hexavalent chromium (CrVI) data is available, a value of 4.7µg/l may be appropriate for the remaining trivalent chromium (CrIII).
#7:Operational Targets and EQS. EA, April 2018. Dissolved fraction.
#8:Water Framework Directive (Standards and Classification) Directions (England and Wales) 2015. Dissolved Fraction. If DOC >1mg/l then a higher criteria applies [3.76+(2.677x((DOC/2)-0.5))]
#9:Water Framework Directive (Standards & Classification) Directions (England & Wales) 2015. Dissolved & bioavailable (bio) fraction plus background. M-BAT tool to assess: http://wfduk.org/resources/rivers-lakes-metal-bioavailability-assessment-tool-m-bat
#10:Water Framework Directive (Standards & Classification) Directions (England & Wales) 2015. Bioavailable (bio) fraction. M-BAT tool to assess: http://wfduk.org/resources/rivers-lakes-metal-bioavailability-assessment-tool-m-bat
#11:Water Framework Directive (Standards and Classification) Directions (England and Wales) 2015. Dissolved Fraction. MAC adopted in absence of AA value.
#12:Guidelines for Drinking-water Quality, 4th Edition. WHO, 2011. Informal value.
#13:Operational Targets and EQS. EA, April 2018.
#14:Operational Targets and EQS. EA, April 2018. Lowest criteria presented (<200mg/l CaCO3). See 'further assessment' values if criteria exceeded and hardness (CaCO3) data available.
#15:Guidelines for Drinking-water Quality, 4th Edition. WHO, 2011. Based on taste rather than a formal guideline.
#16:Operational Targets and EQS. EA, April 2018. Dissolved plus ambient background concentration. For saltwater, an Ambient Background Concentration of 1.1 µg/l has been used.
#17:Water Framework Directive (Standards and Classification) Directions (England and Wales) 2015. Indicator of 'good' status (90%ile) - Ammonia standard for lakes and rivers (total ammonia as nitrogen).
#18:Operational Targets and EQS. EA, April 2018. Dissolved fraction. Lowest criteria presented (<50 mg/l CaCO3). See 'further assessment' values if criteria exceeded and hardness (CaCO3) data available.
#19:Water Supply (Water Quality) Regulations 2016. As NO3.
#20:Water Supply (Water Quality) Regulations 2016. As NO2

						Location	BH04019	BH04019	BH04019	BH04019	BH04019	BH04019	BH04019	BH04019	BH04020	BH04020	BH04020	BH04020	BH04020	BH04020
						Sampled_Date_Time	18/02/2020	18/03/2020	14/04/2020	21/05/2020	08/07/2020	08/07/2020	17/09/2020	17/09/2020	07/11/2019	19/11/2019	16/01/2020	18/02/2020	17/03/2020	14/04/2020
						Sample_Depth_Avg	17.5	17.5	17	18	17.5	17.5	0	0	8	1.12	2.42	24	24	22
						Project_ID	LTC - Phase 2	LTC - Phase 2 LTM	LTC - Phase 2	LTC - Phase 2 LTM	LTC - Phase 2 LTM	LTC - Phase 2 LTM	LTC - Phase 2	LTC - Phase 2 LTM	LTC - Phase 2	LTC - Phase 2	LTC - Phase 2	LTC - Phase 2 LTM	LTC - Phase 2	LTC - Phase 2 LTM
				UK Drinking Water Standards	UK Estuaries and coastal waters EQS	UK Freshwater EQS														
Chem_Group	**Analyte**	**Units**	**MDL**																	

#21:Water Supply (Water Quality) Regulations 2016. As SO4.
#22:Water Supply (Water Quality) Regulations 2016. Value of 0.1µg/l for PAH split between four individual PAH. Requires summation of benzo(b)fluoranthene, benzo(k)fluoranthene, benzo(ghiperylene and indeno(123cd)pyrene to use 0.1µg/l value.
#23:Water Framework Directive (Standards and Classification) Directions (England and Wales) 2015. Benzo(a)pyrene can be considered as a marker for other PAH for comparison with the corresponding AA-EQS in water.
#24:No UK DWS for total petroleum hydrocarbons (TPH), or speciated TPH fractions. A value of 10 µg/l is adopted for sum TPH based on the rescinded Private Water Supply Regulations, 1991.
#25:No UK EQS for total petroleum hydrocarbons (TPH), or speciated TPH fractions. A value of 50 µg/l is adopted for sum TPH protection of surface water based on 50µg/l-1000µg/l (Surface Waters (Abstraction for Drinking Water) Regulations 1989).
#26:Guidelines for Drinking-water Quality, 4th Edition. WHO, 2011
#27:Proposed Environmental Quality Standard, in absence of legislative standard (Ayscough et al., 2002). https://assets.publishing.service.gov.uk/government/uploads/system/uploads/attachment_data/file/291223/sp2-115-tr4-e-e.pdf
#28:Guidelines for Drinking-water Quality, 4th Edition. WHO, 2011. Value of 500µg/l for sum xylenes split between isomers. Requires summation of m,p & o isomers to use 500µg/l value.
#29:Operational Targets and EQS. EA, April 2018. Value of 30µg/l for sum xylenes split between isomers. Requires summation of m,p & o isomers to use 30µg/l value.
#30:The taste and odour threshold of 15µg/l is commonly adopted as a guide.
#31:The taste and odour threshold of 15µg/l is commonly adopted as a guide. In situations where there is no risk to a drinking water supply or aquifer, a PNEC value of 2,600µg/l may be used.
#32:Water Framework Directive (Standards and Classification) Directions (England and Wales) 2015. Value of 140µg/l for tetrachloroethane split between 2 isomers. Requires summation of 2 isomers to use 140µg/l value.
#33:Guidelines for Drinking-water Quality, 4th Edition. WHO, 2011. In Scotland a value of 200µg/l is used (WAT-PS-10-01).
#34:US EPA Regional Screening Levels, May 2019. https://www.epa.gov/risk/regional-screening-levels-rsls-generic-tables
#35:Guidelines for Drinking-water Quality, 4th Edition. WHO, 2011. In Scotland a value of 7µg/l is used (WAT-PS-10-01).
#36:Water Supply (Water Quality) Regulations 2016. Value of 100µg/l for sum trihalomethanes split between individual compounds. Requires summation of chloroform, bromoform, chlorodibromomethane and bromodichloromethane to use 100µg/l value.
#37:Guidelines for Drinking-water Quality, 4th Edition. WHO, 2011. Value of 50µg/l for sum cis & trans-DCE split between isomers. Requires summation of cis & trans-DCE isomers to use 50µg/l value.
#38:Water Supply (Water Quality) Regulations 2016. Value of 10µg/l for sum of TCE & PCE split between individual compounds. Requires summation of TCE & PCE to use 10µg/l value.
#39:Water Framework Directive (Standards and Classification) Directions (England and Wales) 2015. Value of 0.4µg/l for sum isomers split between 3 isomers. Requires summation of isomers to use 0.4µg/l value.
#40:Water Framework Directive (Standards and Classification) Directions (England and Wales) 2015. Value of 20µg/l for sum isomers split between 3 isomers. Requires summation of isomers to use 20µg/l value.
#41:Position statement (WAT-PS-10-01), SEPA August 2014.
#42:Water Framework Directive (Standards and Classification) Directions (England and Wales) 2015. Value of 0.025µg/l for sum DDT isomers split between 4 isomers. Requires summation of 4 isomers to use 0.025µg/l value.
#43:Water Framework Directive (Standards and Classification) Directions (England and Wales) 2015. Value of 0.005µg/l for sum isomers split between 4 isomers. Requires summation of isomers to use 0.005µg/l value.
#44:Water Framework Directive (Standards and Classification) Directions (England and Wales) 2015. Value of 0.01µg/l for sum isomers split between 4 isomers. Requires summation of isomers to use 0.01µg/l value.
#45:Water Framework Directive (Standards and Classification) Directions (England and Wales) 2015. Relates to p,p-DDT (CAS 50-29-3)
#46:Operational Targets and EQS. EA, April 2018. Maximum Allowable Concentration (MAC) adopted in absence of Annual Average (AA) value.

Key

<0.6	Result MDL exceeds GAC
27.8	Result exceeds GAC
-	Determinand not tested for

Notes

Where a range is given a determinand has been analysed for by more than one method

						Location	BH04020	BH04020	BH04020	BH04021	BH04021	BH04021	BH04021	BH04021	BH04021	BH04021	BH04021	BH05001	BH05001
						Sampled_Date_Time	21/05/2020	21/05/2020	07/07/2020	19/11/2019	16/01/2020	18/02/2020	17/03/2020	14/04/2020	21/05/2020	07/07/2020	18/09/2020	10/12/2019	23/01/2020
						Sample_Depth_Avg	25	25	12	1.16	1.23	9	9	8	8	4	1.46	0.7	0.85
						Project_ID	LTC - Phase 2	LTC - Phase 2 LTM	LTC - Phase 2 LTM	LTC - Phase 2	LTC - Phase 2	LTC - Phase 2 LTM	LTC - Phase 2	LTC - Phase 2 LTM	LTC - Phase 2 LTM	LTC - Phase 2 LTM	LTC - Phase 2	LTC - Phase 2	LTC - Phase 2
				UK Drinking Water Standards	UK Estuaries and coastal waters EQS	UK Freshwater EQS													
Chem_Group	**Analyte**	**Units**	**MDL**																
Metals	Antimony	µg/L	4	5[#1]			-	-	-	-	-	-	-	-	-	-	-	-	-
	Antimony (Filtered)	µg/L	1	5[#1]			-	-		-	-							-	-
	Arsenic	µg/L	2	10[#1]	25[#2]	50[#2]	<2	<2	<2	-	-	33.6	43	49.8	47.5	53.8	74	-	-
	Arsenic (Filtered)	µg/L	0.5	10[#1]	25[#2]	50[#2]	1.03	0.993	<0.5	15.9	39.2	31	41.1	46.5	47.1	47.9	68.4	<0.5	<0.5
	Barium (Filtered)	µg/L	0.2	1300[#3]			-	-		-	-	-	-	-	-	-	-	-	-
	Beryllium (Filtered)	µg/L	0.1				-	-		-	-	-	-	-	-	-	-	-	-
	Boron	µg/L	20	1000[#1]	7000[#4]	2000[#4]	419	517	58.8	-	-	1410	1410	1600	1640	1380	1550	-	-
	Boron (Filtered)	µg/L	10	1000[#1]	7000[#4]	2000[#4]	424	431	64.6	1300	1560	1360	1480	1480	1370	1500	1560	39.1	43.5
	Cadmium	µg/L	0.5	5[#1]	0.2[#5]	0.08[#6]	<0.5	<0.5	<0.5	-	-	<0.5	<0.5	<0.5	<0.5	<0.5	<0.5	-	-
	Cadmium (Filtered)	µg/L	0.08	5[#1]	0.2[#5]	0.08[#6]	<0.08	<0.08	<0.08	<0.08	<0.8	<0.08	<0.08	<0.08	<0.08	<0.08	<0.48	<0.08	<0.08
	Chromium (hexavalent) (Filtered)	µg/L	3		0.6[#5]	3.4[#5]	<3	<3	<3	<3	<3	<3	9.37	<3	<3	<3	<15	<3	<3
	Chromium	µg/L	3	50[#1]	0.6[#5]	3.4[#7]	<3	<3	<3	-	-	<3	<3	<3	3.83	11.7	7.95	-	-
	Chromium (Filtered)	µg/L	1	50[#1]	0.6[#5]	3.4[#7]	<1	<1	<1	<1	<10	<1	<1	<1	<1	1.29	<6	<1	<1
	Chromium (Trivalent) (Filtered)	µg/L	3			4.7[#5]	<3	<3	<3	<3	<3	-	<3	<3	<3	<3	<3	<3	<3
	Cobalt (Filtered)	µg/L	0.5		3[#8]	3[#8]	<0.5	<0.5	<0.5	16.6	9.25	-	7.9	7.31	6.99	6.69	4.27	<0.5	<0.5
	Copper	µg/L	1	2000[#1]	3.76[#9]	1(bio)[#10]	2.53	3.08	1.1	-	-	-	1.43	1.36	3.83	11.8	8.19	-	-
	Copper (Filtered)	µg/L	0.3	2000[#1]	3.76[#9]	1(bio)[#10]	1.05	1.1	1.7	5.85	<3	0.559	<0.3	-	<0.3	0.481	<1.8	<0.3	0.727
	Iron (Filtered)	µg/L	19	200[#1]	1000[#2]	1000[#2]	19.6	<19	<19	36.8	4330	4490	5420	6130	7230	9880	11,200	21	<19
	Lead	µg/L	1	10[#1]	1.3[#5]	1.2(bio)[#10]	-	-	-	-	-	-	-	-	-	-	-	-	-
	Lead (Filtered)	µg/L	0.2	10[#1]	1.3[#5]	1.2(bio)[#10]	<0.2	<0.2	<0.2	<0.2	<2	0.524	0.303	<0.2	<0.2	0.6	<1.2	<0.2	<0.2
	Manganese	µg/L	1	50[#1]		123(bio)[#11]	110	187	131	-	-	3190	2890	2850	2860	2550	2210	-	-
	Manganese (Filtered)	µg/L	3	50[#1]		123(bio)[#11]	15.8	14.8	<3	2840	3230	3070	2700	2820	2830	2820	2060	45	15.6
	Mercury	µg/L	0.02	1[#1]	0.07(MAC)[#12]	0.07(MAC)[#12]	<0.02	<0.02	<0.02	-	-	0.0432	<0.02	<0.02	<0.02	0.0306	<0.02	-	-
	Mercury (Filtered)	µg/L	0.01	1[#1]	0.07(MAC)[#12]	0.07(MAC)[#12]	<0.01	<0.01	<0.01	<0.01	<0.01	0.0325	0.0102	<0.01	0.0112	<0.01	<0.01	0.0105	<0.01
	Molybdenum	µg/L	9	70[#13]			-	-	-	-	-	-	-	-	-	-	-	-	-
	Molybdenum (Filtered)	µg/L	3	70[#13]			-	-		-	-							-	-
	Nickel	µg/L	1	20[#1]	8.6[#5]	4(bio)[#10]	4.88	5.99	3.52	-	-	11.1	9	8.36	8.82	15.2	10.9	-	-
	Nickel (Filtered)	µg/L	0.4	20[#1]	8.6[#5]	4(bio)[#10]	4.1	4.2	1.91	21.5	11.9	9.28	8	7.41	6.58	5.56	3.85	2.38	2.69

						Location	BH04020	BH04020	BH04020	BH04021	BH04021	BH04021	BH04021	BH04021	BH04021	BH04021	BH04021	BH05001	BH05001
						Sampled_Date_Time	21/05/2020	21/05/2020	07/07/2020	19/11/2019	16/01/2020	18/02/2020	17/03/2020	14/04/2020	21/05/2020	07/07/2020	18/09/2020	10/12/2019	23/01/2020
						Sample_Depth_Avg	25	25	12	1.16	1.23	9	9	8	8	4	1.46	0.7	0.85
						Project_ID	LTC - Phase 2	LTC - Phase 2 LTM	LTC - Phase 2 LTM	LTC - Phase 2	LTC - Phase 2	LTC - Phase 2 LTM	LTC - Phase 2	LTC - Phase 2 LTM	LTC - Phase 2 LTM	LTC - Phase 2 LTM	LTC - Phase 2	LTC - Phase 2	LTC - Phase 2
				UK Drinking Water Standards	UK Estuaries and coastal waters EQS	UK Freshwater EQS													
Chem_Group	**Analyte**	**Units**	**MDL**																
	Selenium	µg/L	1	10[#1]			1.39	1.05	1.93	-	-	<1	<1	<1	<1	1.13	1.52	-	-
	Selenium (Filtered)	µg/L	1	10[#1]			-	-	-	1.05	<10	<1	-	-	-	-	-	1.6	1.49
	Strontium (Filtered)	µg/L	1				900	930	453	3610	3800	4280	3710	4160	3740	3770	4270	495	496
	Vanadium	µg/L	5		100[#14]	20[#15]	-	-	-	-	-	-	-	-	-	-	-	-	-
	Vanadium (Filtered)	µg/L	1		100[#14]	20[#15]	-	-		-	-							-	-
	Zinc	µg/L	5	3000[#16]	7.9[#17]	10.9(bio)[#10]	9.49	23.3	9.46	-	-	15.1	9.07	9.72	25.8	24.6	20.2	-	-
	Zinc (Filtered)	µg/L	1	3000[#16]	7.9[#17]	10.9(bio)[#10]	-	-	-	6.7	126	6.77	-	-	-	-	-	2.87	2.08
Inorganics	Total Hardness	mg/l	0.35				717	788	400	3320	2930	3390	3370	3190	3740	3370	3510	358	409
	Alkalinity (Bicarbonate as CaCO3)	mg/L	2				385	434	-	1850	1680	-	-	-	-	-	2110	240	270
	Alkalinity (Bicarbonate) as HCO3	mg/L	2				470	530	275	2260	2040	2150	2150	2120	2110	2160	-	293	329
	Alkalinity (total) as CaCO3	mg/L	2						225			1770	1760	1740	1730	1770	1730		
	Ammoniacal Nitrogen as N (Filtered)	mg/L	0.01		0.021[#2]	0.6[#18]	0.0496	0.0644	0.0155	23.3	26.3	27.2	25.9	25.5	27	26.4	25.3	0.0773	<0.01
	Ammoniacal Nitrogen as NH3	mg/L	0.2				-	-	-	-	-	-	-	-	-	-	-	-	-
	Ammoniacal Nitrogen as NH3 (Filtered)	mg/L	0.01				-	-	-	-	-	-	-	-	-	-	-	-	-
	Bromide (Filtered)	mg/L	0.06				1.24	1.65	0.216	28.7	30.9	29.9	30.3	27	28.2	23.6	29	0.186	0.398
	Calcium (Filtered)	mg/L	0.2				208	209	130	345	349	397	343	366	482	440	355	116	115
	Chloride (Filtered)	mg/L	0.08	250[#1]		250[#4]	239	298	63.1	7280	7710	7960	8100	7900	8220	8310	8250	67.1	69.9
	Cyanide (Free) (Filtered)	µg/L	2.5	50[#1]	1[#2]	1[#2]	<2.5	<2.5	<2.5	<2.5	<2.5	<2.5	<2.5	<2.5	<2.5	<2.5	6.86	<2.5	<2.5
	Cyanide Total (Filtered)	µg/L	5	50[#1]	1[#2]	1[#2]	<5	<5	11.5	<5	<5	<5	<5	<5	<5	<5	<5	<5	6.2
	cyanides-complex (Filtered)	µg/L	5	50[#1]	1[#2]	1[#2]	<5	<5	11.5	<5	<5	<5	<5	<5	<5	<5	<5	<5	5.75
	Fluoride (Filtered)	µg/L	500	1500[#1]	5000[#8]	1000[#19]	<500	<500	<500	<500	<500	<500	<500	<500	<500	<500	<500	<500	<500
	Iodide	mg/L					<0.1	<0.1	<0.1	<0.1	<0.1	<0.1	<0.1	<0.1	<0.1	<0.1	<50	<0.1	<0.1
	Magnesium (Filtered)	mg/L	0.036				64.1	62.9	7.96	503	521	598	547	585	710	630	591	8.5	8.07
	Nitrate (as N) (Filtered)	mg/L	0.0677				-	-	77.7	<0.0677	<0.0677	<0.3	<0.3	<0.3	<0.3	<0.3	<0.3	11.4	12.5
	Nitrate (as NO3-) (Filtered)	mg/L	0.3	50(NO3)[#20]			50.4	30.6	-	<0.3	<0.3	-	-	-	-	-	-	50.5	55.4
	Nitrite (as NO2-) (Filtered)	mg/L	0.04	0.5(NO2)[#21]			-	-		-	-							-	-
	Phosphorus	µg/L	20				49.8	58.2	59.3	-	-	-	2620	2600	3020	3810	4730	-	-

						Location	BH04020	BH04020	BH04020	BH04021	BH04021	BH04021	BH04021	BH04021	BH04021	BH04021	BH04021	BH05001	BH05001
						Sampled_Date_Time	21/05/2020	21/05/2020	07/07/2020	19/11/2019	16/01/2020	18/02/2020	17/03/2020	14/04/2020	21/05/2020	07/07/2020	18/09/2020	10/12/2019	23/01/2020
						Sample_Depth_Avg	25	25	12	1.16	1.23	9	9	8	8	4	1.46	0.7	0.85
						Project_ID	LTC - Phase 2	LTC - Phase 2 LTM	LTC - Phase 2 LTM	LTC - Phase 2	LTC - Phase 2	LTC - Phase 2 LTM	LTC - Phase 2	LTC - Phase 2 LTM	LTC - Phase 2 LTM	LTC - Phase 2 LTM	LTC - Phase 2	LTC - Phase 2	LTC - Phase 2
				UK Drinking Water Standards	UK Estuaries and coastal waters EQS	UK Freshwater EQS													
Chem_Group	**Analyte**	**Units**	**MDL**																
	Phosphorus (Filtered)	µg/L	10				22.7	21.9	19.5	-	-	-	2430	2660	3380	3970	3790	-	-
	Potassium (Filtered)	mg/L	0.2				23.4	23.6	5.44	93	96.4	97.1	95.4	103	115	103	91.9	5.2	4.92
	Sodium (Filtered)	mg/L	0.076	200[#1]			224	225	34.5	3050	3420	4080	3500	3980	4830	4640	3360	39.4	38.6
	Sulphate (Filtered)	mg/L	2	250(SO4)[#22]		400[#4]	257	316	67.9	35.2	43	30	32.2	31.2	27.6	19.9	16.1	45.5	45.8
	Orthophosphate as P (Filtered)	µg/L	20				-	-	-	73.4	230	652	470	-	-	-	-	<20	51.6
PAH	Naphthalene	µg/L	0.01		2[#2]	2[#2]	<0.01	<0.01	<0.02	<0.01	0.0284	0.0154	0.0165	0.0131	0.0103	<0.02	<0.01	<0.01	<0.01
	Acenaphthene	µg/L	0.005			No UK EQS	<0.005	<0.005	<0.01	<0.005	<0.005	<0.005	<0.005	<0.005	<0.005	<0.01	<0.005	<0.005	<0.005
	Acenaphthylene	µg/L	0.005			No UK EQS	<0.005	<0.005	<0.01	<0.005	<0.005	<0.005	<0.005	<0.005	<0.005	<0.01	<0.005	<0.005	<0.005
	Fluoranthene	µg/L	0.005		0.0063[#2]	0.0063[#2]	<0.005	<0.005	<0.01	0.0112	0.00964	<0.005	<0.005	<0.005	<0.005	<0.01	<0.005	0.00984	<0.005
	Anthracene	µg/L	0.005		0.1[#2]	0.1[#2]	<0.005	<0.005	<0.01	<0.005	<0.005	<0.005	<0.005	<0.005	<0.005	<0.01	<0.005	<0.005	<0.005
	Phenanthrene	µg/L	0.005			No UK EQS	<0.005	<0.005	<0.01	<0.005	0.00821	<0.005	<0.005	<0.005	<0.005	<0.01	<0.005	0.00558	<0.005
	Fluorene	µg/L	0.005			No UK EQS	<0.005	<0.005	<0.01	<0.005	<0.005	<0.005	<0.005	<0.005	<0.005	<0.01	<0.005	<0.005	<0.005
	Chrysene	µg/L	0.005			No UK EQS	<0.005	<0.005	<0.01	<0.005	<0.005	<0.005	<0.005	<0.005	<0.005	<0.01	<0.005	0.00523	<0.005
	Pyrene	µg/L	0.005			No UK EQS	<0.005	<0.005	<0.01	0.0098	<0.005	<0.005	<0.005	<0.005	<0.005	<0.01	<0.005	0.00943	<0.005
	Benzo(a)anthracene	µg/L	0.005			No UK EQS	<0.005	<0.005	<0.01	<0.005	<0.005	<0.005	<0.005	<0.005	<0.005	<0.01	<0.005	<0.005	<0.005
	Benzo(b)fluoranthene	µg/L	0.005	0.025[#23]	See BaP[#24]	See BaP[#24]	<0.005	<0.005	<0.01	<0.005	<0.005	<0.005	<0.005	<0.005	<0.005	<0.01	<0.005	0.00906	<0.005
	Benzo(k)fluoranthene	µg/L	0.005	0.025[#23]	See BaP[#24]	See BaP[#24]	<0.005	<0.005	<0.01	<0.005	<0.005	<0.005	<0.005	<0.005	<0.005	<0.01	<0.005	<0.005	<0.005
	Benzo(a)pyrene	µg/L	0.002	0.01[#1]	0.00017[#24]	0.00017[#24]	<0.002	<0.002	<0.004	12	<0.002	<0.002	<0.002	<0.002	<0.002	<0.004	<0.002	0.00468	<0.002
	Dibenz(a,h)anthracene	µg/L	0.005			No UK EQS	<0.005	<0.005	<0.01	<0.005	<0.005	<0.005	<0.005	<0.005	<0.005	<0.01	<0.005	<0.005	<0.005
	Benzo(g,h,i)perylene	µg/L	0.005	0.025[#23]	See BaP[#24]	See BaP[#24]	<0.005	<0.005	<0.01	<0.005	<0.005	<0.005	<0.005	<0.005	<0.005	<0.01	<0.005	<0.005	<0.005
	Indeno(1,2,3-c,d)pyrene	µg/L	0.005	0.025[#23]	See BaP[#24]	See BaP[#24]	<0.005	<0.005	<0.01	<0.005	<0.005	<0.005	<0.005	<0.005	<0.005	<0.01	<0.005	<0.005	<0.005
	PAH 16 Total	µg/L	0.082				<0.082	<0.082	<0.164	12	<0.082	<0.082	<0.082	<0.082	<0.082	<0.164	<0.082	<0.082	<0.082
TPH CWG	>C5-C6 Aliphatics	µg/L	10	See TPH	See TPH	See TPH	<10	<10	<10	<10	<10	<10	<10	<10	<10	<10	<10	<10	<10
	>C6-C8 Aliphatics	µg/L	10	See TPH	See TPH	See TPH	<10	<10	<10	<10	<10	<10	<10	<10	<10	<10	<10	<10	<10
	>C8-C10 Aliphatics	µg/L	10	See TPH	See TPH	See TPH	<10	<10	<10	<10	<10	<10	<10	<10	<10	<10	<10	<10	<10
	>C10-C12 Aliphatics	µg/L	10	See TPH	See TPH	See TPH	<10	<10	<10	<10	<10	<10	<10	<10	<10	<10	<10	<10	<10
	>C12-C16 Aliphatics	µg/L	10	See TPH	See TPH	See TPH	<10	<10	<10	<10	<10	<10	<10	<10	<10	<20	<10	<10	<10

						Location	BH04020	BH04020	BH04020	BH04021	BH04021	BH04021	BH04021	BH04021	BH04021	BH04021	BH04021	BH05001	BH05001
						Sampled_Date_Time	21/05/2020	21/05/2020	07/07/2020	19/11/2019	16/01/2020	18/02/2020	17/03/2020	14/04/2020	21/05/2020	07/07/2020	18/09/2020	10/12/2019	23/01/2020
						Sample_Depth_Avg	25	25	12	1.16	1.23	9	9	8	8	4	1.46	0.7	0.85
						Project_ID	LTC - Phase 2	LTC - Phase 2 LTM	LTC - Phase 2 LTM	LTC - Phase 2	LTC - Phase 2	LTC - Phase 2 LTM	LTC - Phase 2	LTC - Phase 2 LTM	LTC - Phase 2 LTM	LTC - Phase 2 LTM	LTC - Phase 2	LTC - Phase 2	LTC - Phase 2
				UK Drinking Water Standards	UK Estuaries and coastal waters EQS	UK Freshwater EQS													
Chem_Group	**Analyte**	**Units**	**MDL**																
	>C16-C21 Aliphatics	µg/L	10	See TPH	See TPH	See TPH	<10	<10	<10	<10	<10	<10	<10	<10	<10	<20	<10	<10	<10
	>C21-C35 Aliphatics	µg/L	10	See TPH	See TPH	See TPH	<10	<10	<10	<10	<10	<10	<10	<10	<10	<20	<10	<10	<10
	>C16-C35 Aliphatics	µg/L	10				<10	<10	<10	<10	<10	<10	<10	<10	<10	<20	<10	<10	<10
	Total Aliphatics >C12-C35	µg/L	10				<10	<10	<10	<10	<10	<10	<10	<10	<10	<20	<10	<10	<10
	>EC5-EC7 Aromatics	µg/L	10						-			-	-	-	-	-	-		
	>EC6-EC7 Aromatics	µg/L	10				<10	<10	<10	<10	<10	<10	<10	<10	<10	<10	<10	<10	<10
	>EC7-EC8 Aromatics	µg/L	10	See TPH	See TPH	See TPH	<10	<10	<10	<10	<10	<10	<10	<10	<10	<10	<10	<10	<10
	>EC8-EC10 Aromatics	µg/L	10	See TPH	See TPH	See TPH	<10	<10	<10	<10	<10	<10	<10	<10	<10	<10	<10	<10	<10
	>EC10-EC12 Aromatics	µg/L	10	See TPH	See TPH	See TPH	<10	<10	<10	<10	<10	<10	<10	<10	<10	<10	<10	<10	<10
	>EC12-EC16 Aromatics	µg/L	10	See TPH	See TPH	See TPH	<10	<10	<10	<10	<10	<10	<10	<10	<10	<20	<10	<10	<10
	>EC16-EC21 Aromatics	µg/L	10	See TPH	See TPH	See TPH	<10	<10	<10	<10	<10	<10	<10	<10	<10	<20	<10	<10	<10
	>EC21-EC35 Aromatics	µg/L	10	See TPH	See TPH	See TPH	<10	<10	<10	<10	21	<10	<10	<10	<10	<20	<10	<10	<10
	Total Aromatics >EC12-EC35	µg/L	10				<10	<10	<10	<10	21	<10	<10	<10	<10	<20	<10	<10	<10
	TPH >C5-C35 Aliphatics/Aromatics	µg/L	10	|10[#25]	|50[#26]	|50[#26]	<10	<10	<10	<10	21	11	<10	<10	<10	<20	<10	<10	<10
TPH	GRO >C5-12	µg/L	50				<50	<50	<50	<50	<50	<50	<50	<50	<50	<50	<50	<50	<50
BTEX and MTBE	Benzene	µg/L	1	1[#1]	8[#2]	10[#2]	<7	<7	<7	<7	<7	<7	<7	<7	<7	<7	<7	<7	<7
	Toluene	µg/L	1	700[#3]	74[#2]	74[#2]	<4	<4	<4	<4	<4	<4	<4	<4	<4	<4	<4	<4	<4
	Ethylbenzene	µg/L	1	300[#3]	20[#27]	20[#27]	<5	<5	<5	<5	<5	<5	<5	<5	<5	<5	<5	<5	<5
	Xylene (m & p)	µg/L	1	250[#28]	15[#29]	15[#29]	<8	<8	<8	<8	<8	<8	<8	<8	<8	<8	<8	<8	<8
	Xylene (o)	µg/L	1	250[#28]	15[#29]	15[#29]	<3	<3	<3	<3	<3	<3	<3	<3	<3	<3	<3	<3	<3
	Xylene Total	µg/L	2	500[#3]	30[#4]	30[#4]	<11	<11	<11	<11	<11	<11	<11	<11	<11	<11	<11	<11	<11
	MTBE	µg/L	1	15[#30]	15[#30]	15[#31]	<3	<3	<3	<3	<3	<3	<3	<3	<3	<3	<3	<3	<3
	Total BTEX	µg/L	28				<28	<28	<28	<28	<28	<28	<28	<28	<28	<28	<28	<28	<28
VOC	Styrene	µg/L	1		50[#4]	50[#4]	-	-	-	-	-	-	-	-	-	-	-	-	-
	cis-1,3-dichloropropene	µg/L	1				-	-	-	-	-	-	-	-	-	-	-	-	-
	trans-1,3-dichloropropene	µg/L	1				-	-	-	-	-	-	-	-	-	-	-	-	-
	1,1,1,2-tetrachloroethane	µg/L	1			70[#32]	-	-	-	-	-	-	-	-	-	-	-	-	-

						Location	BH04020	BH04020	BH04020	BH04021	BH04021	BH04021	BH04021	BH04021	BH04021	BH04021	BH04021	BH05001	BH05001
						Sampled_Date_Time	21/05/2020	21/05/2020	07/07/2020	19/11/2019	16/01/2020	18/02/2020	17/03/2020	14/04/2020	21/05/2020	07/07/2020	18/09/2020	10/12/2019	23/01/2020
						Sample_Depth_Avg	25	25	12	1.16	1.23	9	9	8	8	4	1.46	0.7	0.85
						Project_ID	LTC - Phase 2	LTC - Phase 2 LTM	LTC - Phase 2 LTM	LTC - Phase 2	LTC - Phase 2	LTC - Phase 2 LTM	LTC - Phase 2	LTC - Phase 2 LTM	LTC - Phase 2 LTM	LTC - Phase 2 LTM	LTC - Phase 2	LTC - Phase 2	LTC - Phase 2
				UK Drinking Water Standards	UK Estuaries and coastal waters EQS	UK Freshwater EQS													
Chem_Group	**Analyte**	**Units**	**MDL**																
	1,1,1-trichloroethane	µg/L	1	2000[#33]	100[#4]	100[#4]	-	-	-	-	-	-	-	-	-	-	-	-	-
	1,1,2,2-tetrachloroethane	µg/L	1			70[#32]	-	-	-	-	-	-	-	-	-	-	-	-	-
	1,1,2-trichloroethane	µg/L	1		300[#4]	400[#4]	-	-	-	-	-	-	-	-	-	-	-	-	-
	1,1-dichloroethane	µg/L	1	2.8[#34]			-	-	-	-	-	-	-	-	-	-	-	-	-
	1,1-dichloroethene	µg/L	1	140[#35]			-	-	-	-	-	-	-	-	-	-	-	-	-
	1,1-dichloropropene	µg/L	1				-	-	-	-	-	-	-	-	-	-	-	-	-
	1,2,3-trichloropropane	µg/L	1				-	-	-	-	-	-	-	-	-	-	-	-	-
	1,2,4-trimethylbenzene	µg/L	1				-	-	-	-	-	-	-	-	-	-	-	-	-
	1,2-dibromo-3-chloropropane	µg/L	1				-	-	-	-	-	-	-	-	-	-	-	-	-
	1,2-dibromoethane	µg/L	1				-	-	-	-	-	-	-	-	-	-	-	-	-
	1,2-dichloroethane	µg/L	1	3[#1]	10[#2]	10[#2]	-	-	-	-	-	-	-	-	-	-	-	-	-
	1,2-dichloropropane	µg/L	1				-	-	-	-	-	-	-	-	-	-	-	-	-
	1,3,5-trimethylbenzene	µg/L	1				-	-	-	-	-	-	-	-	-	-	-	-	-
	1,3-dichloropropane	µg/L	1				-	-	-	-	-	-	-	-	-	-	-	-	-
	2,2-dichloropropane	µg/L	1				-	-	-	-	-	-	-	-	-	-	-	-	-
	2-chlorotoluene	µg/L	1				-	-	-	-	-	-	-	-	-	-	-	-	-
	4-chlorotoluene	µg/L	1				-	-	-	-	-	-	-	-	-	-	-	-	-
	Bromobenzene	µg/L	1				-	-	-	-	-	-	-	-	-	-	-	-	-
	Bromochloromethane	µg/L	1				-	-	-	-	-	-	-	-	-	-	-	-	-
	Bromodichloromethane	µg/L	1	25[#36]			-	-	-	-	-	-	-	-	-	-	-	-	-
	Bromoform	µg/L	1	25[#36]			-	-	-	-	-	-	-	-	-	-	-	-	-
	Bromomethane	µg/L	1				-	-	-	-	-	-	-	-	-	-	-	-	-
	Carbon disulfide	µg/L	1				-	-	-	-	-	-	-	-	-	-	-	-	-
	Carbon tetrachloride	µg/L	1	3[#1]	12[#2]	12[#2]	-	-	-	-	-	-	-	-	-	-	-	-	-
	Chlorodibromomethane	µg/L	1	25[#36]			-	-	-	-	-	-	-	-	-	-	-	-	-
	Chloroethane	µg/L	1				-	-	-	-	-	-	-	-	-	-	-	-	-
	Chloroform	µg/L	1	25[#36]	2.5[#2]	2.5[#2]	-	-	-	-	-	-	-	-	-	-	-	-	-

						Location	BH04020	BH04020	BH04020	BH04021	BH04021	BH04021	BH04021	BH04021	BH04021	BH04021	BH04021	BH05001	BH05001
						Sampled_Date_Time	21/05/2020	21/05/2020	07/07/2020	19/11/2019	16/01/2020	18/02/2020	17/03/2020	14/04/2020	21/05/2020	07/07/2020	18/09/2020	10/12/2019	23/01/2020
						Sample_Depth_Avg	25	25	12	1.16	1.23	9	9	8	8	4	1.46	0.7	0.85
						Project_ID	LTC - Phase 2	LTC - Phase 2 LTM	LTC - Phase 2 LTM	LTC - Phase 2	LTC - Phase 2	LTC - Phase 2 LTM	LTC - Phase 2	LTC - Phase 2 LTM	LTC - Phase 2 LTM	LTC - Phase 2 LTM	LTC - Phase 2	LTC - Phase 2	LTC - Phase 2
				UK Drinking Water Standards	UK Estuaries and coastal waters EQS	UK Freshwater EQS													
Chem_Group	**Analyte**	**Units**	**MDL**																
	Chloromethane	µg/L	1				-	-	-	-	-	-	-	-	-	-	-	-	-
	cis-1,2-dichloroethene	µg/L	1	25[#37]			-	-	-	-	-	-	-	-	-	-	-	-	-
	Dibromomethane	µg/L	1				-	-	-	-	-	-	-	-	-	-	-	-	-
	Dichlorodifluoromethane	µg/L	1				-	-	-	-	-	-	-	-	-	-	-	-	-
	Dichloromethane	µg/L	3		20[#2]	20[#2]	-	-	-	-	-	-	-	-	-	-	-	-	-
	Isopropylbenzene	µg/L	1				-	-	-	-	-	-	-	-	-	-	-	-	-
	n-butylbenzene	µg/L	1				-	-	-	-	-	-	-	-	-	-	-	-	-
	n-propylbenzene	µg/L	1				-	-	-	-	-	-	-	-	-	-	-	-	-
	p-isopropyltoluene	µg/L	1				-	-	-	-	-	-	-	-	-	-	-	-	-
	sec-butylbenzene	µg/L	1				-	-	-	-	-	-	-	-	-	-	-	-	-
	Trichloroethene	µg/L	1	5[#38]	10[#2]	10[#2]	-	-	-	-	-	-	-	-	-	-	-	-	-
	tert-butylbenzene	µg/L	1				-	-	-	-	-	-	-	-	-	-	-	-	-
	Tetrachloroethene	µg/L	1	5[#38]	10[#2]	10[#2]	-	-	-	-	-	-	-	-	-	-	-	-	-
	trans-1,2-dichloroethene	µg/L	1	25[#37]			-	-	-	-	-	-	-	-	-	-	-	-	-
	Trichlorofluoromethane	µg/L	1				-	-	-	-	-	-	-	-	-	-	-	-	-
	Vinyl chloride	µg/L	1	0.5[#1]			-	-	-	-	-	-	-	-	-	-	-	-	-
	tert-Amyl methyl ether	µg/L	1				-	-	-	-	-	-	-	-	-	-	-	-	-
VOC/SVOC	1,2,3-trichlorobenzene	µg/L	0.01		0.13[#39]	0.13[#39]	-	-	-	-	-	-	-	-	-	-	-	-	-
	1,2,4-trichlorobenzene	µg/L	0.01		0.13[#39]	0.13[#39]	-	-	-	-	-	-	-	-	-	-	-	-	-
	1,2-dichlorobenzene	µg/L	1		6.7[#40]	6.7[#40]	-	-	-	-	-	-	-	-	-	-	-	-	-
	1,3,5-Trichlorobenzene	µg/L	0.01		0.13[#39]	0.13[#39]	-	-	-	-	-	-	-	-	-	-	-	-	-
	1,3-dichlorobenzene	µg/L	1		6.7[#40]	6.7[#40]	-	-	-	-	-	-	-	-	-	-	-	-	-
	1,4-dichlorobenzene	µg/L	1		6.7[#40]	6.7[#40]	-	-	-	-	-	-	-	-	-	-	-	-	-
	Chlorobenzene	µg/L	1	100[#41]			-	-	-	-	-	-	-	-	-	-	-	-	-
	Hexachlorobutadiene	µg/L	0.01		0.6(MAC)[#12]	0.6(MAC)[#12]	-	-	-	-	-	-	-	-	-	-	-	-	-
SVOC	4-bromophenyl phenyl ether	µg/L	1				-	-	-	-	-	-	-	-	-	-	-	-	-
	4-nitroaniline	µg/L	1				-	-	-	-	-	-	-	-	-	-	-	-	-

						Location	BH04020	BH04020	BH04020	BH04021	BH04021	BH04021	BH04021	BH04021	BH04021	BH04021	BH04021	BH05001	BH05001
						Sampled_Date_Time	21/05/2020	21/05/2020	07/07/2020	19/11/2019	16/01/2020	18/02/2020	17/03/2020	14/04/2020	21/05/2020	07/07/2020	18/09/2020	10/12/2019	23/01/2020
						Sample_Depth_Avg	25	25	12	1.16	1.23	9	9	8	8	4	1.46	0.7	0.85
						Project_ID	LTC - Phase 2	LTC - Phase 2 LTM	LTC - Phase 2 LTM	LTC - Phase 2	LTC - Phase 2	LTC - Phase 2 LTM	LTC - Phase 2	LTC - Phase 2 LTM	LTC - Phase 2 LTM	LTC - Phase 2 LTM	LTC - Phase 2	LTC - Phase 2	LTC - Phase 2
				UK Drinking Water Standards	UK Estuaries and coastal waters EQS	UK Freshwater EQS													
Chem_Group	**Analyte**	**Units**	**MDL**																
	4-nitrophenol	µg/L	1				-	-	-	-	-	-	-	-	-	-	-	-	-
	2,4,5-trichlorophenol	µg/L	1				-	-	-	-	-	-	-	-	-	-	-	-	-
	2,4,6-trichlorophenol	µg/L	1				-	-	-	-	-	-	-	-	-	-	-	-	-
	2,4-dichlorophenol	µg/L	1		0.42[#2]	4.2[#2]	-	-	-	-	-	-	-	-	-	-	-	-	-
	2,4-dimethylphenol	µg/L	1				-	-	-	-	-	-	-	-	-	-	-	-	-
	2,4-dinitrotoluene	µg/L	1				-	-	-	-	-	-	-	-	-	-	-	-	-
	2,6-dinitrotoluene	µg/L	1				-	-	-	-	-	-	-	-	-	-	-	-	-
	2-chloronaphthalene	µg/L	1				-	-	-	-	-	-	-	-	-	-	-	-	-
	2-chlorophenol	µg/L	1		50[#4]	50[#4]	-	-	-	-	-	-	-	-	-	-	-	-	-
	2-methylnaphthalene	µg/L	1				-	-	-	-	-	-	-	-	-	-	-	-	-
	2-methylphenol	µg/L	1				-	-	-	-	-	-	-	-	-	-	-	-	-
	2-nitroaniline	µg/L	1				-	-	-	-	-	-	-	-	-	-	-	-	-
	2-nitrophenol	µg/L	1				-	-	-	-	-	-	-	-	-	-	-	-	-
	3-nitroaniline	µg/L	1				-	-	-	-	-	-	-	-	-	-	-	-	-
	4,6-Dinitro-2-methylphenol	µg/L					-	-	-	-	-	-	-	-	-	-	-	<0.03	<0.03
	4-chloro-3-methylphenol	µg/L	1		40[#4]	40[#4]	-	-	-	-	-	-	-	-	-	-	-	-	-
	4-chloroaniline	µg/L	1				-	-	-	-	-	-	-	-	-	-	-	-	-
	4-chlorophenyl phenyl ether	µg/L	1				-	-	-	-	-	-	-	-	-	-	-	-	-
	4-methylphenol	µg/L	1				-	-	-	-	-	-	-	-	-	-	-	-	-
	Azobenzene	µg/L	1				-	-	-	-	-	-	-	-	-	-	-	-	-
	Bis(2-chloroethoxy) methane	µg/L	1				-	-	-	-	-	-	-	-	-	-	-	-	-
	Bis(2-chloroethyl)ether	µg/L	1				-	-	-	-	-	-	-	-	-	-	-	-	-
	Bis(2-ethylhexyl) phthalate	µg/L	2		1.3[#2]	1.3[#2]	-	-	-	-	-	-	-	-	-	-	-	-	-
	Butyl benzyl phthalate	µg/L	1		0.75[#2]	7.5[#2]	-	-	-	-	-	-	-	-	-	-	-	-	-
	Carbazole	µg/L	1				-	-	-	-	-	-	-	-	-	-	-	-	-
	Dibenzofuran	µg/L	1				-	-	-	-	-	-	-	-	-	-	-	-	-
	Diethylphthalate	µg/L	1		200[#4]	200[#4]	-	-	-	-	-	-	-	-	-	-	-	-	-

						Location	BH04020	BH04020	BH04020	BH04021	BH04021	BH04021	BH04021	BH04021	BH04021	BH04021	BH04021	BH05001	BH05001
						Sampled_Date_Time	21/05/2020	21/05/2020	07/07/2020	19/11/2019	16/01/2020	18/02/2020	17/03/2020	14/04/2020	21/05/2020	07/07/2020	18/09/2020	10/12/2019	23/01/2020
						Sample_Depth_Avg	25	25	12	1.16	1.23	9	9	8	8	4	1.46	0.7	0.85
						Project_ID	LTC - Phase 2	LTC - Phase 2 LTM	LTC - Phase 2 LTM	LTC - Phase 2	LTC - Phase 2	LTC - Phase 2 LTM	LTC - Phase 2	LTC - Phase 2 LTM	LTC - Phase 2 LTM	LTC - Phase 2 LTM	LTC - Phase 2	LTC - Phase 2	LTC - Phase 2
				UK Drinking Water Standards	UK Estuaries and coastal waters EQS	UK Freshwater EQS													
Chem_Group	**Analyte**	**Units**	**MDL**																
	Dimethyl phthalate	µg/L	1		800[#4]	800[#4]	-	-	-	-	-	-	-	-	-	-	-	-	-
	Di-n-butyl phthalate	µg/L	1		8[#4]	8[#4]	-	-	-	-	-	-	-	-	-	-	-	-	-
	Di-n-octyl phthalate	µg/L	5		20[#4]	20[#4]	-	-	-	-	-	-	-	-	-	-	-	-	-
	Hexachlorobenzene	µg/L	0.01		0.05(MAC)[#12]	0.05(MAC)[#12]	-	-	-	-	-	-	-	-	-	-	-	<0.01	<0.01
	Hexachlorocyclopentadiene	µg/L	1				-	-	-	-	-	-	-	-	-	-	-	-	-
	Hexachloroethane	µg/L	1				-	-	-	-	-	-	-	-	-	-	-	-	-
	Isophorone	µg/L	1				-	-	-	-	-	-	-	-	-	-	-	-	-
	Nitrobenzene	µg/L	1				-	-	-	-	-	-	-	-	-	-	-	-	-
	N-nitrosodi-n-propylamine	µg/L	1				-	-	-	-	-	-	-	-	-	-	-	-	-
	Pentachlorobenzene	µg/L	0.01		0.0007[#2]	0.007[#2]	-	-	-	-	-	-	-	-	-	-	-	<0.01	<0.01
	Pentachloronitrobenzene	µg/L	0.01				-	-	-	-	-	-	-	-	-	-	-	<0.01	<0.01
	Pentachlorophenol	µg/L	1		0.4[#2]	0.4[#2]	-	-	-	-	-	-	-	-	-	-	-	-	-
PCB	Heptachlorobiphenyl, 2,3,3,4,4,5,5- (PCB 189)	µg/L	0.015				-	-	-	-	-	-	-	-	-	-	-	-	-
	Hexachlorobiphenyl, 2,3,3,4,4,5- (PCB 156)	µg/L	0.015				-	-	-	-	-	-	-	-	-	-	-	-	-
	Hexachlorobiphenyl, 2,3,3,4,4,5- (PCB 157)	µg/L	0.015				-	-	-	-	-	-	-	-	-	-	-	-	-
	Hexachlorobiphenyl, 2,3,4,4,5,5- (PCB 167)	µg/L	0.015				-	-	-	-	-	-	-	-	-	-	-	-	-
	Hexachlorobiphenyl, 3,3,4,4,5,5- (PCB 169)	µg/L	0.015				-	-	-	-	-	-	-	-	-	-	-	-	-
	PCB 101	µg/L	0.015				-	-	-	-	-	-	-	-	-	-	-	-	-
	PCB 118	µg/L	0.015				-	-	-	-	-	-	-	-	-	-	-	-	-
	PCB 138	µg/L	0.015				-	-	-	-	-	-	-	-	-	-	-	-	-
	PCB 153	µg/L	0.015				-	-	-	-	-	-	-	-	-	-	-	-	-
	PCB 180	µg/L	0.015				-	-	-	-	-	-	-	-	-	-	-	-	-
	PCB 28	µg/L	0.015				-	-	-	-	-	-	-	-	-	-	-	-	-
	PCB 52	µg/L	0.015				-	-	-	-	-	-	-	-	-	-	-	-	-
	Pentachlorobiphenyl, 2,3,3,4,4- (PCB 105)	µg/L	0.015				-	-	-	-	-	-	-	-	-	-	-	-	-
	Pentachlorobiphenyl, 2,3,4,4,5- (PCB 114)	µg/L	0.015				-	-	-	-	-	-	-	-	-	-	-	-	-
	Pentachlorobiphenyl, 2,3,4,4,5- (PCB 123)	µg/L	0.015				-	-	-	-	-	-	-	-	-	-	-	-	-

						Location	BH04020	BH04020	BH04020	BH04021	BH04021	BH04021	BH04021	BH04021	BH04021	BH04021	BH04021	BH05001	BH05001
						Sampled_Date_Time	21/05/2020	21/05/2020	07/07/2020	19/11/2019	16/01/2020	18/02/2020	17/03/2020	14/04/2020	21/05/2020	07/07/2020	18/09/2020	10/12/2019	23/01/2020
						Sample_Depth_Avg	25	25	12	1.16	1.23	9	9	8	8	4	1.46	0.7	0.85
						Project_ID	LTC - Phase 2	LTC - Phase 2 LTM	LTC - Phase 2 LTM	LTC - Phase 2	LTC - Phase 2	LTC - Phase 2 LTM	LTC - Phase 2	LTC - Phase 2 LTM	LTC - Phase 2 LTM	LTC - Phase 2 LTM	LTC - Phase 2	LTC - Phase 2	LTC - Phase 2
				UK Drinking Water Standards	UK Estuaries and coastal waters EQS	UK Freshwater EQS													
Chem_Group	**Analyte**	**Units**	**MDL**																
	Pentachlorobiphenyl, 3,3,4,4,5- (PCB 126)	µg/L	0.015				-	-	-	-	-	-	-	-	-	-	-	-	-
	Tetrachlorobiphenyl, 3,3,4,4- (PCB 77)	µg/L	0.015				-	-	-	-	-	-	-	-	-	-	-	-	-
	Tetrachlorobiphenyl, 3,4,4,5- (PCB 81)	µg/L	0.015				-	-	-	-	-	-	-	-	-	-	-	-	-
	Total PCB 7 Congeners	µg/L	0.105				-	-	-	-	-	-	-	-	-	-	-	-	-
Phenolics	Xylenols (Filtered)	µg/L	0.5				<0.5	<0.5	2.52	<0.5	<0.5	<0.5	<0.5	<0.5	<0.5	1.71	<0.5	<0.5	<0.5
	Cresol Total (Filtered)	µg/L	0.5				<0.5	<0.5	<0.5	<0.5	<0.5	<0.5	<0.5	<0.5	<0.5	<0.5	<0.5	<0.5	<0.5
	Phenol	µg/L	1	5800[#34]	7.7[#2]	7.7[#2]	-	-	-	-	-	-	-	-	-	-	-	-	-
	Phenol (Filtered)	µg/L	0.5	5800[#34]	7.7[#2]	7.7[#2]	<0.5	<0.5	<0.5	<0.5	<0.5	<0.5	<0.5	<0.5	<0.5	<0.5	<0.5	<0.5	<0.5
	Phenols Monohydric (Filtered)	µg/L	0.5				<0.5	<0.5	2.52	<0.5	<0.5	<0.5	<0.5	<0.5	<0.5	1.71	<0.5	<0.5	<0.5
Organotins	Tributyltin	µg/L	0.001		0.0002[#2]	0.0002[#2]	-	-	-	-	-	-	-	-	-	-	-	-	-
Biological	Coliforms Total (Confirmed)	CFU/100mL					-	-	-	-	-	-	-	-	-	-	-	-	-
	Coliforms Total (Presumptive)	CFU/100mL					-	-	-	-	-	-	-	-	-	-	-	-	-
	Escherichia coli (Confirmed)	CFU/100mL					-	-	-	-	-	-	-	-	-	-	-	-	-
	Escherichia coli (Presumptive)	CFU/100mL					-	-	-	-	-	-	-	-	-	-	-	-	-
	Faecal streptococci (Confirmed)	CFU/100mL					-	-	-	-	-	-	-	-	-	-	-	-	-
	Faecal streptococci (Presumptive)	CFU/100mL					-	-	-	-	-	-	-	-	-	-	-	-	-
	Faecal Streptococci cfu/100ml	cfu/100ml					-	-		-	-							-	-
	Coliform	cfu/100 ml					-	-		-	-							-	-
	Salmonella	Detect					-	-	-	-	-	-	-	-	-	-	-	-	-
Pesticides	1-(3.4-Dichlorophenyl) urea (DCPU)	µg/l					-	-	-	-	-	-	-	-	-	-	-	<0.02	<0.02
	2-(4-Chlorophenoxy)propionic acid, 4-CPP	µg/l					-	-	-	-	-	-	-	-	-	-	-	<0.01	<0.01
	2-amino-N-(isopropyl)benzamide	µg/l					-	-	-	-	-	-	-	-	-	-	-	<0.02	<0.02
	2-Chloro-2.6-diethylacetanilide	µg/l					-	-	-	-	-	-	-	-	-	-	-	<0.01	<0.01
	Acibenzolar-S-methyl	µg/l					-	-	-	-	-	-	-	-	-	-	-	<0.03	<0.03
	Aminopyralid	µg/l					-	-	-	-	-	-	-	-	-	-	-	<0.05	<0.05
	Azoxystrobin	µg/L					-	-	-	-	-	-	-	-	-	-	-	<0.01	<0.01
	BAM	µg/l					-	-	-	-	-	-	-	-	-	-	-	<0.01	<0.01

						Location	BH04020	BH04020	BH04020	BH04021	BH04021	BH04021	BH04021	BH04021	BH04021	BH04021	BH04021	BH05001	BH05001
						Sampled_Date_Time	21/05/2020	21/05/2020	07/07/2020	19/11/2019	16/01/2020	18/02/2020	17/03/2020	14/04/2020	21/05/2020	07/07/2020	18/09/2020	10/12/2019	23/01/2020
						Sample_Depth_Avg	25	25	12	1.16	1.23	9	9	8	8	4	1.46	0.7	0.85
						Project_ID	LTC - Phase 2	LTC - Phase 2 LTM	LTC - Phase 2 LTM	LTC - Phase 2	LTC - Phase 2	LTC - Phase 2 LTM	LTC - Phase 2	LTC - Phase 2 LTM	LTC - Phase 2 LTM	LTC - Phase 2 LTM	LTC - Phase 2	LTC - Phase 2	LTC - Phase 2
				UK Drinking Water Standards	UK Estuaries and coastal waters EQS	UK Freshwater EQS													
Chem_Group	**Analyte**	**Units**	**MDL**																
	Benalaxyl	µg/l					-	-	-	-	-	-	-	-	-	-	-	<0.02	<0.02
	Bentazone methyl	µg/l					-	-	-	-	-	-	-	-	-	-	-	<0.03	<0.03
	Bifenox	µg/L					-	-	-	-	-	-	-	-	-	-	-	<0.04	<0.04
	Bitertanol	µg/l					-	-	-	-	-	-	-	-	-	-	-	<0.02	<0.02
	Boscalid	µg/l					-	-	-	-	-	-	-	-	-	-	-	<0.01	<0.01
	Cadusafos	µg/l					-	-	-	-	-	-	-	-	-	-	-	<0.02	<0.02
	Carfentrazone-ethyl	µg/L					-	-	-	-	-	-	-	-	-	-	-	<0.04	<0.04
	Chloridazon-desphenyl	µg/l					-	-	-	-	-	-	-	-	-	-	-	<0.03	<0.03
	Chloridazon-methyl desphenyl	µg/l					-	-	-	-	-	-	-	-	-	-	-	<0.05	<0.05
	Chlorotoluron-desmethyl	µg/l					-	-	-	-	-	-	-	-	-	-	-	<0.02	<0.02
	Chlorpropham	µg/L			10[#4]	10[#4]	-	-	-	-	-	-	-	-	-	-	-	<0.05	<0.05
	Clodinafop	µg/l					-	-	-	-	-	-	-	-	-	-	-	<0.03	<0.03
	Clomeprop	µg/l					-	-	-	-	-	-	-	-	-	-	-	<0.01	<0.01
	Crimidine	µg/l					-	-	-	-	-	-	-	-	-	-	-	<0.03	<0.03
	Cybutryne (Irgarol)	µg/l					-	-	-	-	-	-	-	-	-	-	-	<0.01	<0.01
	Cyprazine	µg/l					-	-	-	-	-	-	-	-	-	-	-	<0.02	<0.02
	Cyprodinil	µg/L					-	-	-	-	-	-	-	-	-	-	-	<0.02	<0.02
	Dichlofenthion	µg/l					-	-	-	-	-	-	-	-	-	-	-	<0.05	<0.05
	Dichlormid	µg/l					-	-	-	-	-	-	-	-	-	-	-	<0.05	<0.05
	Diethofencarb	µg/l					-	-	-	-	-	-	-	-	-	-	-	<0.02	<0.02
	Difenacoum	µg/l					-	-	-	-	-	-	-	-	-	-	-	<0.02	<0.02
	Dimefuron	µg/l					-	-	-	-	-	-	-	-	-	-	-	<0.02	<0.02
	Dimethachlo	µg/l					-	-	-	-	-	-	-	-	-	-	-	<0.01	<0.01
	Dimethenamid	µg/l					-	-	-	-	-	-	-	-	-	-	-	<0.01	<0.01
	Dimethomorph	µg/l					-	-	-	-	-	-	-	-	-	-	-	<0.01	<0.01
	Dinoterb	µg/l					-	-	-	-	-	-	-	-	-	-	-	<0.04	<0.04
	Diuron desmethyl (DCPMU)	µg/l					-	-	-	-	-	-	-	-	-	-	-	<0.03	<0.03

						Location	BH04020	BH04020	BH04020	BH04021	BH04021	BH04021	BH04021	BH04021	BH04021	BH04021	BH04021	BH05001	BH05001
						Sampled_Date_Time	21/05/2020	21/05/2020	07/07/2020	19/11/2019	16/01/2020	18/02/2020	17/03/2020	14/04/2020	21/05/2020	07/07/2020	18/09/2020	10/12/2019	23/01/2020
						Sample_Depth_Avg	25	25	12	1.16	1.23	9	9	8	8	4	1.46	0.7	0.85
						Project_ID	LTC - Phase 2	LTC - Phase 2 LTM	LTC - Phase 2 LTM	LTC - Phase 2	LTC - Phase 2	LTC - Phase 2 LTM	LTC - Phase 2	LTC - Phase 2 LTM	LTC - Phase 2 LTM	LTC - Phase 2 LTM	LTC - Phase 2	LTC - Phase 2	LTC - Phase 2
				UK Drinking Water Standards	UK Estuaries and coastal waters EQS	UK Freshwater EQS													
Chem_Group	**Analyte**	**Units**	**MDL**																
	Epoxiconazole	µg/l					-	-	-	-	-	-	-	-	-	-	-	<0.03	<0.03
	Etrimphos	µg/L	0.01				-	-	-	-	-	-	-	-	-	-	-	<0.01	<0.01
	Fenoxaprop	µg/l					-	-	-	-	-	-	-	-	-	-	-	<0.03	<0.03
	Fenpropidin	µg/l					-	-	-	-	-	-	-	-	-	-	-	<0.02	<0.02
	Fenuron	µg/l					-	-	-	-	-	-	-	-	-	-	-	<0.01	<0.01
	Fipronil	µg/L					-	-	-	-	-	-	-	-	-	-	-	<0.05	<0.05
	Florasulam	µg/l					-	-	-	-	-	-	-	-	-	-	-	<0.02	<0.02
	Fluazifop	µg/l					-	-	-	-	-	-	-	-	-	-	-	<0.02	<0.02
	Fluazifop-P-butyl	µg/L					-	-	-	-	-	-	-	-	-	-	-	<0.02	<0.02
	Foramsulfuron	µg/l					-	-	-	-	-	-	-	-	-	-	-	<0.01	<0.01
	Furathiocarb	µg/l					-	-	-	-	-	-	-	-	-	-	-	<0.02	<0.02
	Haloxyfop	µg/l					-	-	-	-	-	-	-	-	-	-	-	<0.03	<0.03
	Haloxyfop-p-methyl	µg/l					-	-	-	-	-	-	-	-	-	-	-	<0.03	<0.03
	Heptachlor epoxide	µg/L	0.01	0.03[#1]			-	-	-	-	-	-	-	-	-	-	-	<0.01	<0.02
	Imazamox	µg/l					-	-	-	-	-	-	-	-	-	-	-	<0.01	<0.01
	Indoxacarb	µg/L					-	-	-	-	-	-	-	-	-	-	-	<0.05	<0.05
	Isoproturon-desmethyl	µg/l					-	-	-	-	-	-	-	-	-	-	-	<0.02	<0.02
	Isoproturon-monodesmethyl	µg/l					-	-	-	-	-	-	-	-	-	-	-	<0.02	<0.02
	Isopyrazam	µg/l					-	-	-	-	-	-	-	-	-	-	-	<0.03	<0.03
	Kresoxim-methyl	µg/l					-	-	-	-	-	-	-	-	-	-	-	<0.03	<0.03
	Malaoxon	µg/l					-	-	-	-	-	-	-	-	-	-	-	<0.02	<0.02
	Mandipropamid	µg/l					-	-	-	-	-	-	-	-	-	-	-	<0.02	-
	Mecarbam	µg/l					-	-	-	-	-	-	-	-	-	-	-	<0.02	<0.02
	Mesotrione	µg/l					-	-	-	-	-	-	-	-	-	-	-	<0.05	<0.05
	Metconazole	µg/l					-	-	-	-	-	-	-	-	-	-	-	<0.02	<0.02
	Metribuzin-desamino	µg/l					-	-	-	-	-	-	-	-	-	-	-	<0.01	<0.01
	Naptalam	µg/l					-	-	-	-	-	-	-	-	-	-	-	<0.03	<0.03

						Location	BH04020	BH04020	BH04020	BH04021	BH04021	BH04021	BH04021	BH04021	BH04021	BH04021	BH04021	BH05001	BH05001
						Sampled_Date_Time	21/05/2020	21/05/2020	07/07/2020	19/11/2019	16/01/2020	18/02/2020	17/03/2020	14/04/2020	21/05/2020	07/07/2020	18/09/2020	10/12/2019	23/01/2020
						Sample_Depth_Avg	25	25	12	1.16	1.23	9	9	8	8	4	1.46	0.7	0.85
						Project_ID	LTC - Phase 2	LTC - Phase 2 LTM	LTC - Phase 2 LTM	LTC - Phase 2	LTC - Phase 2	LTC - Phase 2 LTM	LTC - Phase 2	LTC - Phase 2 LTM	LTC - Phase 2 LTM	LTC - Phase 2 LTM	LTC - Phase 2	LTC - Phase 2	LTC - Phase 2
				UK Drinking Water Standards	UK Estuaries and coastal waters EQS	UK Freshwater EQS													
Chem_Group	**Analyte**	**Units**	**MDL**																
	Nicosulfuron	µg/l					-	-	-	-	-	-	-	-	-	-	-	<0.01	<0.01
	Nuarimol	µg/l					-	-	-	-	-	-	-	-	-	-	-	<0.02	<0.02
	Oxadixyl	µg/l					-	-	-	-	-	-	-	-	-	-	-	<0.03	<0.03
	Paraoxon-ethyl	µg/l					-	-	-	-	-	-	-	-	-	-	-	<0.02	<0.02
	Parathion-ethyl	µg/l					-	-	-	-	-	-	-	-	-	-	-	<0.05	<0.05
	Penconazole	µg/l					-	-	-	-	-	-	-	-	-	-	-	<0.02	<0.02
	Pencycuron	µg/l					-	-	-	-	-	-	-	-	-	-	-	<0.02	<0.02
	Phosphamidon II (E)	µg/l	0.01				-	-	-	-	-	-	-	-	-	-	-	<0.01	<0.01
	Pretilachlor	µg/l					-	-	-	-	-	-	-	-	-	-	-	<0.02	<0.02
	Primisulfuron-methyl	µg/l					-	-	-	-	-	-	-	-	-	-	-	<0.02	<0.02
	Prodiamine	µg/l					-	-	-	-	-	-	-	-	-	-	-	<0.05	<0.05
	Propaquizafop	µg/l					-	-	-	-	-	-	-	-	-	-	-	<0.03	<0.03
	Propetamphos	µg/L	0.01		0.03[#4]	0.03[#4]	-	-	-	-	-	-	-	-	-	-	-	-	-
	Prosulfocarb	µg/l					-	-	-	-	-	-	-	-	-	-	-	<0.01	<0.01
	Prothioconazole	µg/l					-	-	-	-	-	-	-	-	-	-	-	<0.05	<0.05
	Pyribenzoxim	µg/l					-	-	-	-	-	-	-	-	-	-	-	<0.05	<0.05
	Quinmerac	µg/l					-	-	-	-	-	-	-	-	-	-	-	<0.01	<0.01
	Quizalofop	µg/l					-	-	-	-	-	-	-	-	-	-	-	<0.05	<0.05
	Rimsulfuron	µg/l					-	-	-	-	-	-	-	-	-	-	-	<0.01	<0.01
	Sebuthylazine	µg/l					-	-	-	-	-	-	-	-	-	-	-	<0.01	<0.01
	Simazine-2-hydroxy	µg/l					-	-	-	-	-	-	-	-	-	-	-	<0.01	<0.01
	Sodium Acifluorfen	µg/L					-	-	-	-	-	-	-	-	-	-	-	<0.01	<0.01
	Sulfosulfuron	µg/l					-	-	-	-	-	-	-	-	-	-	-	<0.01	<0.01
	Tecnazene	µg/L	0.01		1[#4]	1[#4]	-	-	-	-	-	-	-	-	-	-	-	-	-
	Teflubenzuron	µg/l					-	-	-	-	-	-	-	-	-	-	-	<0.03	<0.03
	Terbuthylazine-desethyl	µg/l					-	-	-	-	-	-	-	-	-	-	-	<0.01	<0.01
	Terbuthylazine-desethyl-2-hydroxy	µg/l					-	-	-	-	-	-	-	-	-	-	-	<0.01	<0.01

						Location	BH04020	BH04020	BH04020	BH04021	BH04021	BH04021	BH04021	BH04021	BH04021	BH04021	BH04021	BH05001	BH05001
						Sampled_Date_Time	21/05/2020	21/05/2020	07/07/2020	19/11/2019	16/01/2020	18/02/2020	17/03/2020	14/04/2020	21/05/2020	07/07/2020	18/09/2020	10/12/2019	23/01/2020
						Sample_Depth_Avg	25	25	12	1.16	1.23	9	9	8	8	4	1.46	0.7	0.85
						Project_ID	LTC - Phase 2	LTC - Phase 2 LTM	LTC - Phase 2 LTM	LTC - Phase 2	LTC - Phase 2	LTC - Phase 2 LTM	LTC - Phase 2	LTC - Phase 2 LTM	LTC - Phase 2 LTM	LTC - Phase 2 LTM	LTC - Phase 2	LTC - Phase 2	LTC - Phase 2
				UK Drinking Water Standards	UK Estuaries and coastal waters EQS	UK Freshwater EQS													
Chem_Group	**Analyte**	**Units**	**MDL**																
	Terbuthylazine-hydroxy	µg/l					-	-	-	-	-	-	-	-	-	-	-	<0.01	<0.01
	Thiabendazole	µg/L			5[#4]	5[#4]	-	-	-	-	-	-	-	-	-	-	-	<0.03	<0.03
	Thiamethoxam	µg/L					-	-	-	-	-	-	-	-	-	-	-	<0.01	<0.01
	Tribenuron-methyl	µg/L					-	-	-	-	-	-	-	-	-	-	-	<0.01	<0.01
	Trietazine	µg/L	0.01				-	-	-	-	-	-	-	-	-	-	-	<0.01	<0.01
	Trifloxysulfuron-sodium	µg/l					-	-	-	-	-	-	-	-	-	-	-	<0.01	<0.01
	Triflusulfuron-methyl	µg/l					-	-	-	-	-	-	-	-	-	-	-	<0.01	<0.01
	Triforine	µg/l					-	-	-	-	-	-	-	-	-	-	-	<0.05	<0.05
	Triticonazole	µg/l					-	-	-	-	-	-	-	-	-	-	-	<0.01	<0.01
	Desmetryn	mg/L					-	-	-	-	-	-	-	-	-	-	-	<0.00001	<0.00001
	Simetryn	mg/L					-	-	-	-	-	-	-	-	-	-	-	<0.00001	<0.00001
	Clothianidin	µg/L					-	-	-	-	-	-	-	-	-	-	-	<0.01	<0.01
	Cymoxanil	µg/L					-	-	-	-	-	-	-	-	-	-	-	<0.05	<0.05
	Fluazifop-butyl	µg/L					-	-	-	-	-	-	-	-	-	-	-	<0.02	<0.02
	Imazamethabenz-methyl	µg/L					-	-	-	-	-	-	-	-	-	-	-	<0.01	<0.01
	Mesosulfuron-methyl	µg/L					-	-	-	-	-	-	-	-	-	-	-	<0.02	<0.02
	Metamitron	µg/L					-	-	-	-	-	-	-	-	-	-	-	<0.03	<0.03
	Metobromuron	µg/L					-	-	-	-	-	-	-	-	-	-	-	<0.03	<0.03
	Monuron	µg/L					-	-	-	-	-	-	-	-	-	-	-	<0.02	<0.02
	Secbumeton	µg/L					-	-	-	-	-	-	-	-	-	-	-	<0.01	<0.01
	Spiroxamine	µg/L					-	-	-	-	-	-	-	-	-	-	-	<0.01	<0.01
	Clomazon	µg/L					-	-	-	-	-	-	-	-	-	-	-	<0.01	<0.01
	Metazachlor	µg/L	0.01				-	-	-	-	-	-	-	-	-	-	-	<0.01	<0.01
	Methabenzthiazuran	µg/L					-	-	-	-	-	-	-	-	-	-	-	<0.01	<0.01
	Iprovalicarb	µg/L					-	-	-	-	-	-	-	-	-	-	-	<0.01	<0.01
	Chloroxuron	µg/L					-	-	-	-	-	-	-	-	-	-	-	<0.01	<0.01
	Neburon	µg/L					-	-	-	-	-	-	-	-	-	-	-	<0.01	<0.01

						Location	BH04020	BH04020	BH04020	BH04021	BH04021	BH04021	BH04021	BH04021	BH04021	BH04021	BH04021	BH05001	BH05001
						Sampled_Date_Time	21/05/2020	21/05/2020	07/07/2020	19/11/2019	16/01/2020	18/02/2020	17/03/2020	14/04/2020	21/05/2020	07/07/2020	18/09/2020	10/12/2019	23/01/2020
						Sample_Depth_Avg	25	25	12	1.16	1.23	9	9	8	8	4	1.46	0.7	0.85
						Project_ID	LTC - Phase 2	LTC - Phase 2 LTM	LTC - Phase 2 LTM	LTC - Phase 2	LTC - Phase 2	LTC - Phase 2 LTM	LTC - Phase 2	LTC - Phase 2 LTM	LTC - Phase 2 LTM	LTC - Phase 2 LTM	LTC - Phase 2	LTC - Phase 2	LTC - Phase 2
				UK Drinking Water Standards	UK Estuaries and coastal waters EQS	UK Freshwater EQS													
Chem_Group	**Analyte**	**Units**	**MDL**																
	Metribuzin	µg/L					-	-	-	-	-	-	-	-	-	-	-	<0.03	<0.03
	2,3,6-Trichlorobenzoic Acid (Tba)	µg/L					-	-	-	-	-	-	-	-	-	-	-	<0.1	<0.1
	2,4,5-Trichlorophenoxy Acetic Acid	µg/L					-	-	-	-	-	-	-	-	-	-	-	<0.01	<0.01
	2,4,5-TP (Silvex)	µg/L					-	-	-	-	-	-	-	-	-	-	-	<0.01	<0.01
	Pyrimethanil	µg/L					-	-	-	-	-	-	-	-	-	-	-	<0.02	<0.02
	Hedonal	µg/L			0.3[#2]	0.3[#2]	-	-	-	-	-	-	-	-	-	-	-	<0.01	<0.01
	2,4-DDT	µg/L	0.01		0.00625[#42]	0.00625[#42]	-	-	-	-	-	-	-	-	-	-	-	<0.02	<0.02
	Propachlor	µg/L	0.01				-	-	-	-	-	-	-	-	-	-	-	<0.01	<0.01
	Propamocarb	µg/L					-	-	-	-	-	-	-	-	-	-	-	<0.03	<0.03
	2,4-Dichlorprop	µg/L					-	-	-	-	-	-	-	-	-	-	-	<0.01	<0.01
	3-Hydroxy Carbofuran	µg/L					-	-	-	-	-	-	-	-	-	-	-	<0.01	<0.01
	4-(2,4-Dichlorophenoxy)butyric Acid (2,4-DB)	µg/L					-	-	-	-	-	-	-	-	-	-	-	<0.02	<0.02
	4,4-DDE	µg/L	0.01		0.00625[#42]	0.00625[#42]	-	-	-	-	-	-	-	-	-	-	-	<0.01	<0.02
	4-Bromo-3,5-dimethylphenyl-N-methylcarbamate	µg/L					-	-	-	-	-	-	-	-	-	-	-	<0.02	<0.02
	a-BHC	µg/L	0.01				-	-	-	-	-	-	-	-	-	-	-	<0.01	<0.02
	Acetochlor	µg/L					-	-	-	-	-	-	-	-	-	-	-	<0.03	<0.03
	Aldicarb	µg/L					-	-	-	-	-	-	-	-	-	-	-	<0.05	<0.05
	Aldicarb sulfone	µg/L					-	-	-	-	-	-	-	-	-	-	-	<0.01	<0.01
	Aldrin	µg/L	0.01	0.03[#1]	0.00125[#43]	0.0025[#44]	-	-	-	-	-	-	-	-	-	-	-	<0.01	<0.02
	Ametryn	µg/L					-	-	-	-	-	-	-	-	-	-	-	<0.01	<0.01
	Amidosulfuron	µg/L					-	-	-	-	-	-	-	-	-	-	-	<0.02	<0.02
	Acetamiprid	µg/L					-	-	-	-	-	-	-	-	-	-	-	<0.01	<0.01
	Aclonifen	µg/L					-	-	-	-	-	-	-	-	-	-	-	<0.03	<0.03
	Actril (Ioxynil)	µg/L			10[#4]	10[#4]	-	-	-	-	-	-	-	-	-	-	-	<0.01	<0.01
	Atraton	µg/L					-	-	-	-	-	-	-	-	-	-	-	<0.01	<0.01
	Atrazine	µg/L	0.01		0.6[#2]	0.6[#2]	-	-	-	-	-	-	-	-	-	-	-	<0.01 - 0.029	<0.01 - 0.026
	Azinophos methyl	µg/L	0.02		0.01[#8]	0.01[#8]	-	-	-	-	-	-	-	-	-	-	-	<0.02	<0.04

						Location	BH04020	BH04020	BH04020	BH04021	BH04021	BH04021	BH04021	BH04021	BH04021	BH04021	BH04021	BH05001	BH05001
						Sampled_Date_Time	21/05/2020	21/05/2020	07/07/2020	19/11/2019	16/01/2020	18/02/2020	17/03/2020	14/04/2020	21/05/2020	07/07/2020	18/09/2020	10/12/2019	23/01/2020
						Sample_Depth_Avg	25	25	12	1.16	1.23	9	9	8	8	4	1.46	0.7	0.85
						Project_ID	LTC - Phase 2	LTC - Phase 2 LTM	LTC - Phase 2 LTM	LTC - Phase 2	LTC - Phase 2	LTC - Phase 2 LTM	LTC - Phase 2	LTC - Phase 2 LTM	LTC - Phase 2 LTM	LTC - Phase 2 LTM	LTC - Phase 2	LTC - Phase 2	LTC - Phase 2
				UK Drinking Water Standards	UK Estuaries and coastal waters EQS	UK Freshwater EQS													
Chem_Group	**Analyte**	**Units**	**MDL**																
	Baygon	µg/L					-	-	-	-	-	-	-	-	-	-	-	<0.01	<0.01
	b-BHC	µg/L	0.01				-	-	-	-	-	-	-	-	-	-	-	<0.01	<0.02
	Benazolin	µg/L					-	-	-	-	-	-	-	-	-	-	-	<0.05	<0.05
	Bendiocarb	µg/L					-	-	-	-	-	-	-	-	-	-	-	<0.01	<0.01
	Bentazone	µg/L			500[#4]	500[#4]	-	-	-	-	-	-	-	-	-	-	-	<0.01	<0.01
	Bidrin	µg/L					-	-	-	-	-	-	-	-	-	-	-	<0.01	<0.01
	Bromacil	µg/L					-	-	-	-	-	-	-	-	-	-	-	<0.01	<0.01
	Bromazil	µg/L					-	-	-	-	-	-	-	-	-	-	-	<0.03	<0.03
	Bromophos-ethyl	µg/L					-	-	-	-	-	-	-	-	-	-	-	<0.03	<0.03
	Bromoxynil	µg/L			100[#4]	100[#4]	-	-	-	-	-	-	-	-	-	-	-	<0.01	<0.01
	Carbaryl	µg/L					-	-	-	-	-	-	-	-	-	-	-	<0.01	<0.01
	Carbendazim	µg/L				0.15[#4]	-	-	-	-	-	-	-	-	-	-	-	<0.01	<0.01
	Carbetamide	µg/L					-	-	-	-	-	-	-	-	-	-	-	<0.01	<0.01
	Carbofuran	µg/L					-	-	-	-	-	-	-	-	-	-	-	<0.01	<0.01
	Carbophenothion	µg/L	0.01				-	-	-	-	-	-	-	-	-	-	-	-	-
	Carboxin	µg/L					-	-	-	-	-	-	-	-	-	-	-	<0.02	<0.02
	Chlorbromuron	µg/L					-	-	-	-	-	-	-	-	-	-	-	<0.01	<0.01
	Chlordane (cis)	µg/L	0.01				-	-	-	-	-	-	-	-	-	-	-	<0.01	<0.02
	Azinphos Ethyl	µg/L	0.02				-	-	-	-	-	-	-	-	-	-	-	<0.04	<0.04
	Chlordane (trans)	µg/L	0.01				-	-	-	-	-	-	-	-	-	-	-	<0.01	<0.02
	Chlorfenvinphos	µg/L	0.01		0.1[#2]	0.1[#2]	-	-	-	-	-	-	-	-	-	-	-	<0.01	<0.01
	Chloridazon	µg/L					-	-	-	-	-	-	-	-	-	-	-	<0.01	<0.01
	Chlorotoluron	µg/L			2[#4]	2[#4]	-	-	-	-	-	-	-	-	-	-	-	<0.01	<0.01
	Chlorpyrifos	µg/L	0.01		0.03[#2]		-	-	-	-	-	-	-	-	-	-	-	<0.005	<0.005
	Chlorpyrifos-methyl	µg/L	0.01				-	-	-	-	-	-	-	-	-	-	-	<0.01	<0.01
	Chlorsulfuron	µg/L					-	-	-	-	-	-	-	-	-	-	-	<0.01	-
	Clopyralid	µg/L					-	-	-	-	-	-	-	-	-	-	-	<0.03	<0.03

						Location	BH04020	BH04020	BH04020	BH04021	BH04021	BH04021	BH04021	BH04021	BH04021	BH04021	BH04021	BH05001	BH05001
						Sampled_Date_Time	21/05/2020	21/05/2020	07/07/2020	19/11/2019	16/01/2020	18/02/2020	17/03/2020	14/04/2020	21/05/2020	07/07/2020	18/09/2020	10/12/2019	23/01/2020
						Sample_Depth_Avg	25	25	12	1.16	1.23	9	9	8	8	4	1.46	0.7	0.85
						Project_ID	LTC - Phase 2	LTC - Phase 2 LTM	LTC - Phase 2 LTM	LTC - Phase 2	LTC - Phase 2	LTC - Phase 2 LTM	LTC - Phase 2	LTC - Phase 2 LTM	LTC - Phase 2 LTM	LTC - Phase 2 LTM	LTC - Phase 2	LTC - Phase 2	LTC - Phase 2
				UK Drinking Water Standards	UK Estuaries and coastal waters EQS	UK Freshwater EQS													
Chem_Group	**Analyte**	**Units**	**MDL**																
	Coumaphos	µg/L	0.01		0.03[#4]	0.03[#4]	-	-	-	-	-	-	-	-	-	-	-	<0.01	<0.01
	Cyanazine	µg/L	0.01				-	-	-	-	-	-	-	-	-	-	-	<0.01	<0.01
	Cyproconazole	µg/L					-	-	-	-	-	-	-	-	-	-	-	<0.01	<0.01
	Cyromazine	µg/L					-	-	-	-	-	-	-	-	-	-	-	<0.05	<0.05
	d-BHC	µg/L	0.01				-	-	-	-	-	-	-	-	-	-	-	<0.01	<0.02
	DDD	µg/L	0.01		0.00625[#42]	0.00625[#42]	-	-	-	-	-	-	-	-	-	-	-	<0.01	<0.02
	DDT	µg/L	0.01		0.01[#45]	0.01[#45]	-	-	-	-	-	-	-	-	-	-	-	<0.02	<0.02
	Deisopropylatrazine	µg/L					-	-	-	-	-	-	-	-	-	-	-	<0.01	<0.01
	Chlorothalonil	µg/L	0.01			0.035[#2]	-	-	-	-	-	-	-	-	-	-	-	<0.01	<0.01
	Deethylatrazine	µg/L					-	-	-	-	-	-	-	-	-	-	-	0.055	0.06
	Demeton-S-methyl	µg/L	0.01				-	-	-	-	-	-	-	-	-	-	-	-	-
	Diazinon	µg/L	0.01		0.01[#2]	0.01[#2]	-	-	-	-	-	-	-	-	-	-	-	<0.01	<0.01
	Dicamba	µg/L					-	-	-	-	-	-	-	-	-	-	-	<0.03	<0.03
	Dichlobenil	µg/L	0.01				-	-	-	-	-	-	-	-	-	-	-	-	-
	Dichlorvos	µg/L	0.01		0.04[#4]	0.001[#4]	-	-	-	-	-	-	-	-	-	-	-	<0.01	<0.01
	Diclofop	µg/L					-	-	-	-	-	-	-	-	-	-	-	<0.02	<0.02
	Dieldrin	µg/L	0.01	0.03[#1]	0.00125[#43]	0.0025[#44]	-	-	-	-	-	-	-	-	-	-	-	<0.01	<0.02
	Difenoconazole	µg/L					-	-	-	-	-	-	-	-	-	-	-	<0.02	<0.02
	Difenoxuron	µg/L					-	-	-	-	-	-	-	-	-	-	-	<0.02	<0.02
	Diflubenzuron	µg/L			0.005[#4]	0.001[#4]	-	-	-	-	-	-	-	-	-	-	-	<0.02	<0.02
	Diflufenican	µg/L					-	-	-	-	-	-	-	-	-	-	-	<0.01	<0.01
	Dimethoate	µg/L	0.01		0.48[#2]	0.48[#2]	-	-	-	-	-	-	-	-	-	-	-	<0.01	<0.01
	Dinoseb	µg/L					-	-	-	-	-	-	-	-	-	-	-	<0.02	<0.02
	Disulfoton	µg/L	0.01				-	-	-	-	-	-	-	-	-	-	-	-	-
	Diuron	µg/L			0.2[#2]	0.2[#2]	-	-	-	-	-	-	-	-	-	-	-	<0.01	<0.01
	Endosulfan I	µg/L	0.01				-	-	-	-	-	-	-	-	-	-	-	<0.01	<0.02
	Endosulfan II	µg/L	0.02				-	-	-	-	-	-	-	-	-	-	-	<0.02	<0.04

						Location	BH04020	BH04020	BH04020	BH04021	BH04021	BH04021	BH04021	BH04021	BH04021	BH04021	BH04021	BH05001	BH05001
						Sampled_Date_Time	21/05/2020	21/05/2020	07/07/2020	19/11/2019	16/01/2020	18/02/2020	17/03/2020	14/04/2020	21/05/2020	07/07/2020	18/09/2020	10/12/2019	23/01/2020
						Sample_Depth_Avg	25	25	12	1.16	1.23	9	9	8	8	4	1.46	0.7	0.85
						Project_ID	LTC - Phase 2	LTC - Phase 2 LTM	LTC - Phase 2 LTM	LTC - Phase 2	LTC - Phase 2	LTC - Phase 2 LTM	LTC - Phase 2	LTC - Phase 2 LTM	LTC - Phase 2 LTM	LTC - Phase 2 LTM	LTC - Phase 2	LTC - Phase 2	LTC - Phase 2
				UK Drinking Water Standards	UK Estuaries and coastal waters EQS	UK Freshwater EQS													
Chem_Group	**Analyte**	**Units**	**MDL**																
	Endosulfan sulphate	µg/L	0.02				-	-	-	-	-	-	-	-	-	-	-	-	-
	Endrin	µg/L	0.01		0.00125[#43]	0.0025[#44]	-	-	-	-	-	-	-	-	-	-	-	<0.01	<0.04
	s-Ethyl dipropylthiocarbamate	µg/L					-	-	-	-	-	-	-	-	-	-	-	<0.02	<0.02
	Ethiofencarb	µg/L					-	-	-	-	-	-	-	-	-	-	-	<0.02	<0.02
	Ethion	µg/L	0.01				-	-	-	-	-	-	-	-	-	-	-	<0.02	<0.02
	Ethoprop	µg/L					-	-	-	-	-	-	-	-	-	-	-	<0.02	<0.02
	Ethofumesate	µg/L					-	-	-	-	-	-	-	-	-	-	-	<0.01	<0.01
	Etridiazole	µg/L	0.01				-	-	-	-	-	-	-	-	-	-	-	<0.01	<0.01
	Fenamiphos	µg/L					-	-	-	-	-	-	-	-	-	-	-	<0.02	<0.02
	Fenarimol	µg/L					-	-	-	-	-	-	-	-	-	-	-	<0.03	<0.03
	Fenitrothion	µg/L	0.01		0.01[#4]	0.01[#4]	-	-	-	-	-	-	-	-	-	-	-	<0.01	<0.01
	Fensulfothion	µg/L					-	-	-	-	-	-	-	-	-	-	-	<0.02	<0.02
	Fenhexamid	µg/L					-	-	-	-	-	-	-	-	-	-	-	<0.03	<0.03
	Fenoxycarb	µg/L					-	-	-	-	-	-	-	-	-	-	-	<0.02	<0.02
	Fenthion	µg/L	0.01				-	-	-	-	-	-	-	-	-	-	-	<0.01	<0.01
	Fenpropimorf	µg/L					-	-	-	-	-	-	-	-	-	-	-	<0.01	<0.01
	Fluroxypyr	µg/L					-	-	-	-	-	-	-	-	-	-	-	<0.02	<0.02
	Flutolanil	µg/L					-	-	-	-	-	-	-	-	-	-	-	<0.02	<0.02
	Fonofos	µg/L					-	-	-	-	-	-	-	-	-	-	-	<0.05	<0.05
	EPTC	µg/L					-	-		-	-							-	-
	g-BHC (Lindane)	µg/L	0.01				-	-	-	-	-	-	-	-	-	-	-	<0.01	<0.02
	Haloxyfop-methyl	µg/L					-	-	-	-	-	-	-	-	-	-	-	<0.03	<0.03
	Thifensulfuron	µg/L					-	-	-	-	-	-	-	-	-	-	-	<0.01	<0.01
	Heptachlor	µg/L	0.01	0.03[#1]			-	-	-	-	-	-	-	-	-	-	-	<0.01	<0.02
	Hexaconazole	µg/L					-	-	-	-	-	-	-	-	-	-	-	<0.02	<0.02
	Hexazinone	µg/L					-	-	-	-	-	-	-	-	-	-	-	<0.01	<0.01
	Hydroxyatrazine	µg/L					-	-	-	-	-	-	-	-	-	-	-	<0.01	<0.01

						Location	BH04020	BH04020	BH04020	BH04021	BH04021	BH04021	BH04021	BH04021	BH04021	BH04021	BH04021	BH05001	BH05001
						Sampled_Date_Time	21/05/2020	21/05/2020	07/07/2020	19/11/2019	16/01/2020	18/02/2020	17/03/2020	14/04/2020	21/05/2020	07/07/2020	18/09/2020	10/12/2019	23/01/2020
						Sample_Depth_Avg	25	25	12	1.16	1.23	9	9	8	8	4	1.46	0.7	0.85
						Project_ID	LTC - Phase 2	LTC - Phase 2 LTM	LTC - Phase 2 LTM	LTC - Phase 2	LTC - Phase 2	LTC - Phase 2 LTM	LTC - Phase 2	LTC - Phase 2 LTM	LTC - Phase 2 LTM	LTC - Phase 2 LTM	LTC - Phase 2	LTC - Phase 2	LTC - Phase 2
				UK Drinking Water Standards	UK Estuaries and coastal waters EQS	UK Freshwater EQS													
Chem_Group	**Analyte**	**Units**	**MDL**																
	Iprodione	µg/L					-	-	-	-	-	-	-	-	-	-	-	<0.03	<0.03
	Isodrin	µg/L	0.01		0.00125[#43]	0.0025[#44]	-	-	-	-	-	-	-	-	-	-	-	<0.01	<0.02
	Isoproturon	µg/L			0.3[#2]	0.3[#2]	-	-	-	-	-	-	-	-	-	-	-	<0.01	<0.01
	Linuron	µg/L			0.5[#2]	0.5[#2]	-	-	-	-	-	-	-	-	-	-	-	<0.02	<0.02
	Malathion	µg/L	0.01		0.02[#4]	0.01[#4]	-	-	-	-	-	-	-	-	-	-	-	<0.01	<0.01
	2-Methyl-4-chlorophenoxyacetic acid	µg/L					-	-	-	-	-	-	-	-	-	-	-	<0.01	<0.01
	2-Methyl-4-Chlorophenoxy Butanoic Acid	µg/L					-	-	-	-	-	-	-	-	-	-	-	<0.02	<0.02
	Mecoprop	µg/L			18[#2]	18[#2]	-	-	-	-	-	-	-	-	-	-	-	<0.01	<0.01
	Mefenpyr-diethyl	µg/L					-	-	-	-	-	-	-	-	-	-	-	<0.02	<0.02
	Metachlor	µg/L	0.01		0.3[#2]	0.3[#2]	-	-	-	-	-	-	-	-	-	-	-	<0.01	<0.01
	Metalaxyl	µg/L					-	-	-	-	-	-	-	-	-	-	-	<0.01	<0.01
	Methamidophos	µg/L					-	-	-	-	-	-	-	-	-	-	-	<0.01	<0.01
	Methidathion	µg/L					-	-	-	-	-	-	-	-	-	-	-	<0.01	<0.01
	Methiocarb	µg/L				0.01[#4]	-	-	-	-	-	-	-	-	-	-	-	<0.01	<0.01
	Methomyl	µg/L					-	-	-	-	-	-	-	-	-	-	-	<0.01	<0.01
	Methoxychlor	µg/L	0.01				-	-	-	-	-	-	-	-	-	-	-	<0.02	<0.02
	Methoxyfenozide	µg/L					-	-	-	-	-	-	-	-	-	-	-	<0.03	<0.03
	Methyl parathion	µg/L	0.01				-	-	-	-	-	-	-	-	-	-	-	<0.01	<0.01
	Metolachlor	µg/L					-	-	-	-	-	-	-	-	-	-	-	<0.01	<0.01
	Metoxuron	µg/L					-	-	-	-	-	-	-	-	-	-	-	<0.01	<0.01
	Metsulfuron Methyl	µg/L					-	-	-	-	-	-	-	-	-	-	-	<0.01	<0.01
	Mevinphos (Phosdrin)	µg/L	0.01			0.02(MAC)[#46]	-	-	-	-	-	-	-	-	-	-	-	<0.01	<0.01
	Molinate	µg/L					-	-	-	-	-	-	-	-	-	-	-	<0.01	<0.01
	Monlinuran	µg/L					-	-	-	-	-	-	-	-	-	-	-	<0.02	<0.02
	Monocrotophos	µg/L					-	-	-	-	-	-	-	-	-	-	-	<0.01	<0.01
	Napropamide	µg/L					-	-	-	-	-	-	-	-	-	-	-	<0.01	<0.01
	Flusilazole (NuStar)	µg/L					-	-	-	-	-	-	-	-	-	-	-	<0.01	<0.01

						Location	BH04020	BH04020	BH04020	BH04021	BH04021	BH04021	BH04021	BH04021	BH04021	BH04021	BH04021	BH05001	BH05001
						Sampled_Date_Time	21/05/2020	21/05/2020	07/07/2020	19/11/2019	16/01/2020	18/02/2020	17/03/2020	14/04/2020	21/05/2020	07/07/2020	18/09/2020	10/12/2019	23/01/2020
						Sample_Depth_Avg	25	25	12	1.16	1.23	9	9	8	8	4	1.46	0.7	0.85
						Project_ID	LTC - Phase 2	LTC - Phase 2 LTM	LTC - Phase 2 LTM	LTC - Phase 2	LTC - Phase 2	LTC - Phase 2 LTM	LTC - Phase 2	LTC - Phase 2 LTM	LTC - Phase 2 LTM	LTC - Phase 2 LTM	LTC - Phase 2	LTC - Phase 2	LTC - Phase 2
				UK Drinking Water Standards	UK Estuaries and coastal waters EQS	UK Freshwater EQS													
Chem_Group	**Analyte**	**Units**	**MDL**																
	o,p-DDD	µg/L	0.01				-	-	-	-	-	-	-	-	-	-	-	<0.01	<0.02
	o,p'-DDE	µg/L	0.01				-	-	-	-	-	-	-	-	-	-	-	<0.01	<0.02
	o,p-Methoxychlor	µg/L	0.01				-	-	-	-	-	-	-	-	-	-	-	-	-
	Omethoate	µg/L	0.01			0.01[#4]	-	-	-	-	-	-	-	-	-	-	-	<0.01	<0.01
	Oxamyl	µg/L					-	-	-	-	-	-	-	-	-	-	-	<0.01	<0.01
	Paclobutrazol	µg/L					-	-	-	-	-	-	-	-	-	-	-	<0.02	<0.02
	Methyl Paraoxon	µg/L					-	-	-	-	-	-	-	-	-	-	-	<0.02	<0.02
	Parathion	µg/L	0.01				-	-	-	-	-	-	-	-	-	-	-	<0.01	<0.01
	Pendimethalin	µg/L	0.01			0.3[#2]	-	-	-	-	-	-	-	-	-	-	-	<0.03	<0.01
	Imidacloprid	µg/L					-	-	-	-	-	-	-	-	-	-	-	<0.01	<0.01
	Permethrin	µg/L	0.01		0.0002[#4]	0.001[#4]	-	-	-	-	-	-	-	-	-	-	-	-	-
	Permethrin II	µg/L	0.01				-	-	-	-	-	-	-	-	-	-	-	-	-
	Phorate	µg/L	0.01				-	-	-	-	-	-	-	-	-	-	-	<0.01	<0.01
	Phosmet	µg/L					-	-	-	-	-	-	-	-	-	-	-	<0.05	<0.05
	Lenacil	µg/L					-	-	-	-	-	-	-	-	-	-	-	<0.03	<0.03
	Picloram	µg/L					-	-	-	-	-	-	-	-	-	-	-	<0.02	<0.02
	Picoxystrobin	µg/L					-	-	-	-	-	-	-	-	-	-	-	<0.01	<0.01
	Pirimicarb	µg/L			1[#4]	1[#4]	-	-	-	-	-	-	-	-	-	-	-	<0.01	<0.01
	Pirimiphos-methyl	µg/L	0.01		0.015[#4]	0.015[#4]	-	-	-	-	-	-	-	-	-	-	-	<0.01	<0.01
	Pirimphos-ethyl	µg/L					-	-	-	-	-	-	-	-	-	-	-	<0.02	<0.02
	Prochloraz	µg/L			4[#4]	4[#4]	-	-	-	-	-	-	-	-	-	-	-	<0.02	<0.02
	Profenofos	µg/L					-	-	-	-	-	-	-	-	-	-	-	<0.01	<0.01
	Promecarb	µg/L					-	-	-	-	-	-	-	-	-	-	-	<0.01	<0.01
	Prometon	µg/L					-	-	-	-	-	-	-	-	-	-	-	<0.02	<0.02
	Prometryn	µg/L	0.01				-	-	-	-	-	-	-	-	-	-	-	<0.01	<0.01
	Pronamide	µg/L	0.01		100[#4]	100[#4]	-	-	-	-	-	-	-	-	-	-	-	<0.01	<0.01
	Propanil	µg/L					-	-	-	-	-	-	-	-	-	-	-	<0.03	<0.03

						Location	BH04020	BH04020	BH04020	BH04021	BH04021	BH04021	BH04021	BH04021	BH04021	BH04021	BH04021	BH05001	BH05001
						Sampled_Date_Time	21/05/2020	21/05/2020	07/07/2020	19/11/2019	16/01/2020	18/02/2020	17/03/2020	14/04/2020	21/05/2020	07/07/2020	18/09/2020	10/12/2019	23/01/2020
						Sample_Depth_Avg	25	25	12	1.16	1.23	9	9	8	8	4	1.46	0.7	0.85
						Project_ID	LTC - Phase 2	LTC - Phase 2 LTM	LTC - Phase 2 LTM	LTC - Phase 2	LTC - Phase 2	LTC - Phase 2 LTM	LTC - Phase 2	LTC - Phase 2 LTM	LTC - Phase 2 LTM	LTC - Phase 2 LTM	LTC - Phase 2	LTC - Phase 2	LTC - Phase 2
				UK Drinking Water Standards	UK Estuaries and coastal waters EQS	UK Freshwater EQS													
Chem_Group	**Analyte**	**Units**	**MDL**																
	Propazine	µg/L	0.01				-	-	-	-	-	-	-	-	-	-	-	<0.01	<0.01
	Propham	µg/L					-	-	-	-	-	-	-	-	-	-	-	<0.05	<0.05
	Propiconazole	µg/L					-	-	-	-	-	-	-	-	-	-	-	<0.01	<0.01
	Propoxycarbazone-sodium	µg/L					-	-	-	-	-	-	-	-	-	-	-	<0.01	<0.05
	Pursuit	µg/L					-	-	-	-	-	-	-	-	-	-	-	<0.01	<0.01
	Pyriproxyfen	µg/L					-	-	-	-	-	-	-	-	-	-	-	<0.03	<0.03
	Quinclorac	µg/L					-	-	-	-	-	-	-	-	-	-	-	<0.02	<0.02
	Quinoxyfen	µg/L					-	-	-	-	-	-	-	-	-	-	-	<0.04	<0.04
	Savey	µg/L					-	-	-	-	-	-	-	-	-	-	-	<0.02	<0.02
	Sethoxydim	µg/L					-	-	-	-	-	-	-	-	-	-	-	<0.02	<0.02
	Simazine	µg/L	0.01		1[#2]	1[#2]	-	-	-	-	-	-	-	-	-	-	-	<0.01	<0.01
	Tebuthiuron	µg/L					-	-	-	-	-	-	-	-	-	-	-	<0.02	<0.02
	Terbutryn	µg/L	0.01				-	-	-	-	-	-	-	-	-	-	-	<0.01	<0.01
	Terbuthylazine	µg/L					-	-	-	-	-	-	-	-	-	-	-	-	-
	Terbutylazine	µg/L					-	-		-	-							<0.01	<0.01
	Phosalone	µg/L	0.01				-	-	-	-	-	-	-	-	-	-	-	<0.01	<0.01
	Phosphamidon	µg/L	0.01				-	-	-	-	-	-	-	-	-	-	-	<0.01	<0.01
	Thiobencarb	µg/L					-	-	-	-	-	-	-	-	-	-	-	<0.01	<0.01
	Thiophanate-methyl	µg/L					-	-	-	-	-	-	-	-	-	-	-	<0.03	<0.03
	Triadimefon	µg/L	0.01				-	-	-	-	-	-	-	-	-	-	-	<0.01	<0.01
	Triadimenol	µg/L					-	-	-	-	-	-	-	-	-	-	-	<0.01	<0.01
	Triallate	µg/L	0.01		0.25[#4]	0.25[#4]	-	-	-	-	-	-	-	-	-	-	-	<0.05	<0.05
	Triasulfuron	µg/L					-	-	-	-	-	-	-	-	-	-	-	<0.02	<0.02
	Tributyl phosphate	µg/L	0.01		50[#4]	50[#4]	-	-	-	-	-	-	-	-	-	-	-	<0.01	-
	Triclopyr	µg/L					-	-	-	-	-	-	-	-	-	-	-	<0.03	<0.03
	Triclosan	µg/L					-	-	-	-	-	-	-	-	-	-	-	<0.05	<0.125
	Trifluralin	µg/L	0.01		0.03[#2]	0.03[#2]	-	-	-	-	-	-	-	-	-	-	-	<0.01	<0.02

						Location	BH04020	BH04020	BH04020	BH04021	BH04021	BH04021	BH04021	BH04021	BH04021	BH04021	BH04021	BH05001	BH05001
						Sampled_Date_Time	21/05/2020	21/05/2020	07/07/2020	19/11/2019	16/01/2020	18/02/2020	17/03/2020	14/04/2020	21/05/2020	07/07/2020	18/09/2020	10/12/2019	23/01/2020
						Sample_Depth_Avg	25	25	12	1.16	1.23	9	9	8	8	4	1.46	0.7	0.85
						Project_ID	LTC - Phase 2	LTC - Phase 2 LTM	LTC - Phase 2 LTM	LTC - Phase 2	LTC - Phase 2	LTC - Phase 2 LTM	LTC - Phase 2	LTC - Phase 2 LTM	LTC - Phase 2 LTM	LTC - Phase 2 LTM	LTC - Phase 2	LTC - Phase 2	LTC - Phase 2
				UK Drinking Water Standards	UK Estuaries and coastal waters EQS	UK Freshwater EQS													
Chem_Group	**Analyte**	**Units**	**MDL**																
	Tebuconazole	µg/L					-	-	-	-	-	-	-	-	-	-	-	<0.01	<0.01
	Telodrin	µg/L	0.01				-	-	-	-	-	-	-	-	-	-	-	<0.01	<0.01
	Triazophos	µg/L	0.01		0.005[#4]	0.005[#4]	-	-	-	-	-	-	-	-	-	-	-	<0.02	<0.02
	Tricyclazole	µg/L					-	-	-	-	-	-	-	-	-	-	-	<0.01	<0.01
Surrogate	Surrogate Value	%					-	-	-	-	-	-	-	-	-	-	-	-	-
SVOC TIC	SVOC TICS - Detect	Detect					-	-	-	-	-	-	-	-	-	-	-	-	-
	SVOC Tentatively Identified Compounds	µg/L	10				-	-	-	-	-	-	-	-	-	-	-	-	-
VOC TIC	VOC TICs - Detect	Detect					-	-	-	-	-	-	-	-	-	-	-	-	-
	VOC Tentatively Identified Compounds	µg/l	10				-	-	-	-	-	-	-	-	-	-	-	-	-
Other	Biochemical Oxygen Demand (5-day test)	µg/L	1000				-	-	-	-	-	-	-	-	-	-	<2000	-	-
	Redox	mV					-	-	-	-	-	-	-	-	-	-	-	-	-
	Salinity (no units)	PSS-78					-	-		12.6	13.7							-	<2
	Conductivity @ 20oC	µS/cm	5				1650	1910	755	18,800	20,300	20,200	20,000	20,000	19,500	20,400	20,100	705	718
	Total Dissolved Solids (Filtered)	mg/L	10				1290	1600	585	13,800	14,400	14,200	14,600	15,800	14,500	15,500	16,500	458	499
	Biological Oxygen Demand	mg/L	1				<1	<1	<1	<5	2.46	<1	<1	<1	<3	<3	-	<1	<1
	Chemical Oxygen Demand	mg/L	7				17.9	9.51	<7	649	231	253	315	192	371	488	312	<7	28.4
	Dissolved Organic Carbon (Filtered)	µg/L	3000				7600	8390	<3000	33,900	39,900	41,600	43,700	39,700	42,000	36,700	39,100	<3000	<3000
	pH (Lab)	pH_Units	1	6.5-9.5[#1]	6-8.5(MAC)[#46]	6-9(MAC)[#46]	7.49	7.58	7.61	7.36	7.51	7.21	7.1	7.22	7.08	7.34	7.15	7.61	7.65
	Total Organic Carbon	mg/l	3				-	-		-	-							-	-

Environmental Standards Comments

						Location	BH04020	BH04020	BH04020	BH04021	BH04021	BH04021	BH04021	BH04021	BH04021	BH04021	BH04021	BH05001	BH05001
						Sampled_Date_Time	21/05/2020	21/05/2020	07/07/2020	19/11/2019	16/01/2020	18/02/2020	17/03/2020	14/04/2020	21/05/2020	07/07/2020	18/09/2020	10/12/2019	23/01/2020
						Sample_Depth_Avg	25	25	12	1.16	1.23	9	9	8	8	4	1.46	0.7	0.85
						Project_ID	LTC - Phase 2	LTC - Phase 2 LTM	LTC - Phase 2 LTM	LTC - Phase 2	LTC - Phase 2	LTC - Phase 2 LTM	LTC - Phase 2	LTC - Phase 2 LTM	LTC - Phase 2 LTM	LTC - Phase 2 LTM	LTC - Phase 2	LTC - Phase 2	LTC - Phase 2
				UK Drinking Water Standards	UK Estuaries and coastal waters EQS	UK Freshwater EQS													
Chem_Group	**Analyte**	**Units**	**MDL**																

#1:Water Supply (Water Quality) Regulations 2016.
#2:Water Framework Directive (Standards and Classification) Directions (England and Wales) 2015.
#3:Operational Targets and EQS. EA, April 2018
#4:Water Framework Directive (Standards & Classification) Directions (England & Wales) 2015. Dissolved fraction.
#5:Water Framework Directive (Standards & Classification) Directions (England & Wales) 2015. Dissolved fraction. Lowest criteria presented (<40mg/l of CaCO3). See 'further assessment' if criteria exceeded and hardness (CaCO3) data available.
#6:Water Framework Directive (Standards and Classification) Directions (England and Wales) 2015. Dissolved Fraction. If hexavalent chromium (CrVI) data is available, a value of 4.7µg/l may be appropriate for the remaining trivalent chromium (CrIII).
#7:Operational Targets and EQS. EA, April 2018. Dissolved fraction.
#8:Water Framework Directive (Standards and Classification) Directions (England and Wales) 2015. Dissolved Fraction. If DOC >1mg/l then a higher criteria applies [3.76+(2.677x((DOC/2)-0.5))]
#9:Water Framework Directive (Standards & Classification) Directions (England & Wales) 2015. Dissolved & bioavailable (bio) fraction plus background. M-BAT tool to assess: http://wfduk.org/resources/rivers-lakes-metal-bioavailability-assessment-tool-m-bat
#10:Water Framework Directive (Standards & Classification) Directions (England & Wales) 2015. Bioavailable (bio) fraction. M-BAT tool to assess: http://wfduk.org/resources/rivers-lakes-metal-bioavailability-assessment-tool-m-bat
#11:Water Framework Directive (Standards and Classification) Directions (England and Wales) 2015. Dissolved Fraction. MAC adopted in absence of AA value.
#12:Guidelines for Drinking-water Quality, 4th Edition. WHO, 2011. Informal value.
#13:Operational Targets and EQS. EA, April 2018.
#14:Operational Targets and EQS. EA, April 2018. Lowest criteria presented (<200mg/l CaCO3). See 'further assessment' values if criteria exceeded and hardness (CaCO3) data available.
#15:Guidelines for Drinking-water Quality, 4th Edition. WHO, 2011. Based on taste rather than a formal guideline.
#16:Operational Targets and EQS. EA, April 2018. Dissolved plus ambient background concentration. For saltwater, an Ambient Background Concentration of 1.1 µg/l has been used.
#17:Water Framework Directive (Standards and Classification) Directions (England and Wales) 2015. Indicator of 'good' status (90%ile) - Ammonia standard for lakes and rivers (total ammonia as nitrogen).
#18:Operational Targets and EQS. EA, April 2018. Dissolved fraction. Lowest criteria presented (<50 mg/l CaCO3). See 'further assessment' values if criteria exceeded and hardness (CaCO3) data available.
#19:Water Supply (Water Quality) Regulations 2016. As NO3.
#20:Water Supply (Water Quality) Regulations 2016. As NO2

						Location	BH04020	BH04020	BH04020	BH04021	BH04021	BH04021	BH04021	BH04021	BH04021	BH04021	BH04021	BH05001	BH05001
						Sampled_Date_Time	21/05/2020	21/05/2020	07/07/2020	19/11/2019	16/01/2020	18/02/2020	17/03/2020	14/04/2020	21/05/2020	07/07/2020	18/09/2020	10/12/2019	23/01/2020
						Sample_Depth_Avg	25	25	12	1.16	1.23	9	9	8	8	4	1.46	0.7	0.85
						Project_ID	LTC - Phase 2	LTC - Phase 2 LTM	LTC - Phase 2 LTM	LTC - Phase 2	LTC - Phase 2	LTC - Phase 2 LTM	LTC - Phase 2	LTC - Phase 2 LTM	LTC - Phase 2 LTM	LTC - Phase 2 LTM	LTC - Phase 2	LTC - Phase 2	LTC - Phase 2
				UK Drinking Water Standards	UK Estuaries and coastal waters EQS	UK Freshwater EQS													
Chem_Group	**Analyte**	**Units**	**MDL**																

#21:Water Supply (Water Quality) Regulations 2016. As SO4.
#22:Water Supply (Water Quality) Regulations 2016. Value of 0.1µg/l for PAH split between four individual PAH. Requires summation of benzo(b)fluoranthene, benzo(k)fluoranthene, benzo(ghiperylene and indeno(123cd)pyrene to use 0.1µg/l value.
#23:Water Framework Directive (Standards and Classification) Directions (England and Wales) 2015. Benzo(a)pyrene can be considered as a marker for other PAH for comparison with the corresponding AA-EQS in water.
#24:No UK DWS for total petroleum hydrocarbons (TPH), or speciated TPH fractions. A value of 10 µg/l is adopted for sum TPH based on the rescinded Private Water Supply Regulations, 1991.
#25:No UK EQS for total petroleum hydrocarbons (TPH), or speciated TPH fractions. A value of 50 µg/l is adopted for sum TPH protection of surface water based on 50µg/l-1000µg/l (Surface Waters (Abstraction for Drinking Water) Regulations 1989).
#26:Guidelines for Drinking-water Quality, 4th Edition. WHO, 2011
#27:Proposed Environmental Quality Standard, in absence of legislative standard (Ayscough et al., 2002). https://assets.publishing.service.gov.uk/government/uploads/system/uploads/attachment_data/file/291223/sp2-115-tr4-e-e.pdf
#28:Guidelines for Drinking-water Quality, 4th Edition. WHO, 2011. Value of 500µg/l for sum xylenes split between isomers. Requires summation of m,p & o isomers to use 500µg/l value.
#29:Operational Targets and EQS. EA, April 2018. Value of 30µg/l for sum xylenes split between isomers. Requires summation of m,p & o isomers to use 30µg/l value.
#30:The taste and odour threshold of 15µg/l is commonly adopted as a guide.
#31:The taste and odour threshold of 15µg/l is commonly adopted as a guide. In situations where there is no risk to a drinking water supply or aquifer, a PNEC value of 2,600µg/l may be used.
#32:Water Framework Directive (Standards and Classification) Directions (England and Wales) 2015. Value of 140µg/l for tetrachloroethane split between 2 isomers. Requires summation of 2 isomers to use 140µg/l value.
#33:Guidelines for Drinking-water Quality, 4th Edition. WHO, 2011. In Scotland a value of 200µg/l is used (WAT-PS-10-01).
#34:US EPA Regional Screening Levels, May 2019. https://www.epa.gov/risk/regional-screening-levels-rsls-generic-tables
#35:Guidelines for Drinking-water Quality, 4th Edition. WHO, 2011. In Scotland a value of 7µg/l is used (WAT-PS-10-01).
#36:Water Supply (Water Quality) Regulations 2016. Value of 100µg/l for sum trihalomethanes split between individual compounds. Requires summation of chloroform, bromoform, chlorodibromomethane and bromodichloromethane to use 100µg/l value.
#37:Guidelines for Drinking-water Quality, 4th Edition. WHO, 2011. Value of 50µg/l for sum cis & trans-DCE split between isomers. Requires summation of cis & trans-DCE isomers to use 50µg/l value.
#38:Water Supply (Water Quality) Regulations 2016. Value of 10µg/l for sum of TCE & PCE split between individual compounds. Requires summation of TCE & PCE to use 10µg/l value.
#39:Water Framework Directive (Standards and Classification) Directions (England and Wales) 2015. Value of 0.4µg/l for sum isomers split between 3 isomers. Requires summation of isomers to use 0.4µg/l value.
#40:Water Framework Directive (Standards and Classification) Directions (England and Wales) 2015. Value of 20µg/l for sum isomers split between 3 isomers. Requires summation of isomers to use 20µg/l value.
#41:Position statement (WAT-PS-10-01), SEPA August 2014.
#42:Water Framework Directive (Standards and Classification) Directions (England and Wales) 2015. Value of 0.025µg/l for sum DDT isomers split between 4 isomers. Requires summation of 4 isomers to use 0.025µg/l value.
#43:Water Framework Directive (Standards and Classification) Directions (England and Wales) 2015. Value of 0.005µg/l for sum isomers split between 4 isomers. Requires summation of isomers to use 0.005µg/l value.
#44:Water Framework Directive (Standards and Classification) Directions (England and Wales) 2015. Value of 0.01µg/l for sum isomers split between 4 isomers. Requires summation of isomers to use 0.01µg/l value.
#45:Water Framework Directive (Standards and Classification) Directions (England and Wales) 2015. Relates to p,p-DDT (CAS 50-29-3)
#46:Operational Targets and EQS. EA, April 2018. Maximum Allowable Concentration (MAC) adopted in absence of Annual Average (AA) value.

Key

<0.6	Result MDL exceeds GAC
27.8	Result exceeds GAC
-	Determinand not tested for

Notes

Where a range is given a determinand has been analysed for by more than one method

						Location	BH05001	BH05001	BH05001	BH05001	BH05001	BH05001	BH05001	BH05002	BH05002	BH05002	BH05002	BH05002	BH05002
						Sampled_Date_Time	25/02/2020	06/04/2020	22/04/2020	27/05/2020	17/06/2020	05/08/2020	25/09/2020	20/11/2019	29/01/2020	24/02/2020	31/03/2020	23/04/2020	22/05/2020
						Sample_Depth_Avg	16	16	16	16	17.5	2.85	0.65	1.7	1.54	9	3.5	9	9
						Project_ID	LTC - Phase 2 LTM	LTC - Phase 2 LTM	LTC - Phase 2 LTM	LTC - Phase 2 LTM	LTC - Phase 2 LTM	LTC - Phase 2 LTM	LTC - Phase 2 LTM	LTC - Phase 2	LTC - Phase 2	LTC - Phase 2 LTM	LTC - Phase 2 LTM	LTC - Phase 2 LTM	LTC - Phase 2 LTM
				UK Drinking Water Standards	UK Estuaries and coastal waters EQS	UK Freshwater EQS													
Chem_Group	**Analyte**	**Units**	**MDL**																
Metals	Antimony	µg/L	4	5[#1]			<4	-	-	-	-	-	-	-	-	<4	-	-	-
	Antimony (Filtered)	µg/L	1	5[#1]										-	-				
	Arsenic	µg/L	2	10[#1]	25[#2]	50[#2]	<2	<2	<2	<2	<2	<2	<2	-	-	19.9	19.5	22.9	25
	Arsenic (Filtered)	µg/L	0.5	10[#1]	25[#2]	50[#2]	<0.5	<0.5	<0.5	<0.5	<0.5	<0.5	<0.5	15.2	11.6	21.4	18.4	19.2	28.2
	Barium (Filtered)	µg/L	0.2	1300[#3]			-	-	-	-	-	-	-	-	-	-	-	-	-
	Beryllium (Filtered)	µg/L	0.1				-	-	-	-	-	-	-	-	-	-	-	-	-
	Boron	µg/L	20	1000[#1]	7000[#4]	2000[#4]	58	<20	44.5	44.1	43.7	55.7	46.4	-	-	1720	1650	1730	1820
	Boron (Filtered)	µg/L	10	1000[#1]	7000[#4]	2000[#4]	46.5	36.1	46.1	39.2	38.2	48.6	43.8	1470	1370	1660	1510	1490	1600
	Cadmium	µg/L	0.5	5[#1]	0.2[#5]	0.08[#6]	<0.5	<0.5	<0.5	<0.5	<0.5	<0.5	<0.5	-	-	<0.5	<0.5	<0.5	<0.5
	Cadmium (Filtered)	µg/L	0.08	5[#1]	0.2[#5]	0.08[#6]	<0.08	<0.08	<0.08	<0.08	<0.08	<0.08	<0.08	<0.08	<0.08	<0.48	<0.08	<0.08	<0.08
	Chromium (hexavalent) (Filtered)	µg/L	3		0.6[#5]	3.4[#5]	<3	<3	<3	<3	<3	<3	<3	<3	<3	<3	<3	<3	<3
	Chromium	µg/L	3	50[#1]	0.6[#5]	3.4[#7]	<3	<3	<3	<3	<3	<3	<3	-	-	<3	4.17	5.99	3.71
	Chromium (Filtered)	µg/L	1	50[#1]	0.6[#5]	3.4[#7]	<1	<1	<1	<1	<1	<1	<1	<1	1.43	<6	1.71	1.54	2.04
	Chromium (Trivalent) (Filtered)	µg/L	3			4.7[#5]	<3	<3	<3	<3	<3	<3	<3	<3	<3	-	<3	<3	<3
	Cobalt (Filtered)	µg/L	0.5		3[#8]	3[#8]	<0.5	<0.5	<0.5	<0.5	<0.5	<0.5	<0.5	10.6	15.7	-	24	22.9	25.4
	Copper	µg/L	1	2000[#1]	3.76[#9]	1(bio)[#10]	1.1	<1	<1	<1	<1	<1	1.91	-	-	1.51	1.48	3.02	1.32
	Copper (Filtered)	µg/L	0.3	2000[#1]	3.76[#9]	1(bio)[#10]	<0.3	-	<0.3	0.333	0.339	<0.3	0.514	0.794	<0.3	<1.8	<0.3	<0.3	<0.3
	Iron (Filtered)	µg/L	19	200[#1]	1000[#2]	1000[#2]	<19	<19	<19	<19	<19	<19	<19	4620	3300	10,500	14,200	13,700	22,600
	Lead	µg/L	1	10[#1]	1.3[#5]	1.2(bio)[#10]	-	-	-	-	-	-	-	-	-	-	-	-	-
	Lead (Filtered)	µg/L	0.2	10[#1]	1.3[#5]	1.2(bio)[#10]	<0.2	<0.2	<0.2	<0.2	<0.2	<0.2	<0.2	0.238	<0.2	<1.2	<0.2	<0.2	<0.2
	Manganese	µg/L	1	50[#1]		123(bio)[#11]	28.5	11.2	13.8	17.9	7.81	6.87	25.9	-	-	3160	3060	3420	3500
	Manganese (Filtered)	µg/L	3	50[#1]		123(bio)[#11]	15.3	<3	<3	<3	<3	<3	6.77	2300	2370	3150	3460	3080	3620
	Mercury	µg/L	0.02	1[#1]	0.07(MAC)[#12]	0.07(MAC)[#12]	<0.02	<0.02	<0.02	<0.02	<0.02	<0.02	<0.02	-	-	<0.02	<0.02	<0.02	<0.02
	Mercury (Filtered)	µg/L	0.01	1[#1]	0.07(MAC)[#12]	0.07(MAC)[#12]	<0.01	<0.01	<0.01	<0.01	<0.01	<0.01	<0.01	<0.01	<0.01	<0.01	<0.01	<0.01	<0.01
	Molybdenum	µg/L	9	70[#13]			<9	-	-	-	-	-	-	-	-	<9	-	-	-
	Molybdenum (Filtered)	µg/L	3	70[#13]										-	-				
	Nickel	µg/L	1	20[#1]	8.6[#5]	4(bio)[#10]	2.5	1.87	1.83	2.05	1.58	1.1	2.84	-	-	11	11	12.6	7.1
	Nickel (Filtered)	µg/L	0.4	20[#1]	8.6[#5]	4(bio)[#10]	1.24	0.928	1.52	0.901	1.27	1.01	1.08	10.1	11.6	8.66	8.79	7.5	6.96

						Location	BH05001	BH05001	BH05001	BH05001	BH05001	BH05001	BH05001	BH05002	BH05002	BH05002	BH05002	BH05002	BH05002
						Sampled_Date_Time	25/02/2020	06/04/2020	22/04/2020	27/05/2020	17/06/2020	05/08/2020	25/09/2020	20/11/2019	29/01/2020	24/02/2020	31/03/2020	23/04/2020	22/05/2020
						Sample_Depth_Avg	16	16	16	16	17.5	2.85	0.65	1.7	1.54	9	3.5	9	9
						Project_ID	LTC - Phase 2 LTM	LTC - Phase 2 LTM	LTC - Phase 2 LTM	LTC - Phase 2 LTM	LTC - Phase 2 LTM	LTC - Phase 2 LTM	LTC - Phase 2 LTM	LTC - Phase 2	LTC - Phase 2	LTC - Phase 2 LTM	LTC - Phase 2 LTM	LTC - Phase 2 LTM	LTC - Phase 2 LTM
				UK Drinking Water Standards	UK Estuaries and coastal waters EQS	UK Freshwater EQS													
Chem_Group	**Analyte**	**Units**	**MDL**																
	Selenium	µg/L	1	10[#1]			1.6	1.75	1.21	1.81	1.5	1.73	1.59	-	-	<1	<1	<1	<1
	Selenium (Filtered)	µg/L	1	10[#1]			1.28	-	-	-	-	-	-	1.13	<1	<6	-	-	-
	Strontium (Filtered)	µg/L	1				488	476	477	487	504	475	495	4730	4720	5350	4880	4560	5050
	Vanadium	µg/L	5		100[#14]	20[#15]	<5	-	-	-	-	-	-	-	-	<5	-	-	-
	Vanadium (Filtered)	µg/L	1		100[#14]	20[#15]								-	-				
	Zinc	µg/L	5	3000[#16]	7.9[#17]	10.9(bio)[#10]	6.31	8.14	12.7	14.1	8.71	<5	7.63	-	-	14.7	18.4	26	12.3
	Zinc (Filtered)	µg/L	1	3000[#16]	7.9[#17]	10.9(bio)[#10]	<1	-	-	-	-	-	-	17.9	2.19	<6	-	-	-
Inorganics	Total Hardness	mg/l	0.35				329	339	326	360	316	333	337	3900	3860	5280	3970	3920	4510
	Alkalinity (Bicarbonate as CaCO3)	mg/L	2				-	-	-	-	-	-	275	1690	1770	-	-	-	-
	Alkalinity (Bicarbonate) as HCO3	mg/L	2				281	277	272	256	273	249	-	2060	2160	2270	2310	2390	2380
	Alkalinity (total) as CaCO3	mg/L	2				230	227	223	210	224	204	225			1860	1890	1960	1950
	Ammoniacal Nitrogen as N (Filtered)	mg/L	0.01		0.021[#2]	0.6[#18]	0.0118	0.029	0.0471	0.261	0.0288	<0.01	0.0358	32.5	30	34.1	33.7	34.8	35.6
	Ammoniacal Nitrogen as NH3	mg/L	0.2				-	-	-	-	-	-	-	-	-	-	-	-	-
	Ammoniacal Nitrogen as NH3 (Filtered)	mg/L	0.01				-	-	-	-	-	-	-	-	-	-	-	-	-
	Bromide (Filtered)	mg/L	0.06				0.196	0.181	0.18	0.183	0.17	0.198	0.212	35.2	34.6	40.9	38.1	34	37.2
	Calcium (Filtered)	mg/L	0.2				115	111	118	126	119	111	109	385	389	367	392	379	521
	Chloride (Filtered)	mg/L	0.08	250[#1]		250[#4]	65.6	62.5	55.5	60.5	63	61.5	61.4	9470	8690	9560	9750	9740	10,500
	Cyanide (Free) (Filtered)	µg/L	2.5	50[#1]	1[#2]	1[#2]	<2.5	<2.5	<2.5	<2.5	<2.5	<2.5	<2.5	<2.5	<2.5	2.66	<2.5	<2.5	<2.5
	Cyanide Total (Filtered)	µg/L	5	50[#1]	1[#2]	1[#2]	<5	<5	<5	<5	<5	<5	<5	<5	<5	<5	<5	<5	<5
	cyanides-complex (Filtered)	µg/L	5	50[#1]	1[#2]	1[#2]	<5	<5	<5	<5	<5	<5	<5	<5	<5	<5	<5	<5	<5
	Fluoride (Filtered)	µg/L	500	1500[#1]	5000[#8]	1000[#19]	<500	<500	<500	<500	<500	<500	<500	<500	<500	<500	<500	<500	<500
	Iodide	mg/L					<0.1	<0.1	<0.1	<0.1	<0.1	<0.1	<0.1	<0.1	<0.1	<0.1	<0.1	<0.1	<0.1
	Magnesium (Filtered)	mg/L	0.036				7.7	7.02	7.06	8.52	7.16	6.98	7.06	646	606	628	730	581	865
	Nitrate (as N) (Filtered)	mg/L	0.0677				55.3	56.5	56.2	56	55	55.1	55.1	<0.0677	<0.0677	<0.3	<0.3	<0.3	<0.3
	Nitrate (as NO3-) (Filtered)	mg/L	0.3	50(NO3)[#20]			-	-	-	-	-	-	-	<0.3	<0.3	-	-	-	-
	Nitrite (as NO2-) (Filtered)	mg/L	0.04	0.5(NO2)[#21]										-	-				
	Phosphorus	µg/L	20				65.8	50.4	25.7	60.2	40.7	45.8	69.2	-	-	-	1660	1700	1860

						Location	BH05001	BH05001	BH05001	BH05001	BH05001	BH05001	BH05001	BH05002	BH05002	BH05002	BH05002	BH05002	BH05002
						Sampled_Date_Time	25/02/2020	06/04/2020	22/04/2020	27/05/2020	17/06/2020	05/08/2020	25/09/2020	20/11/2019	29/01/2020	24/02/2020	31/03/2020	23/04/2020	22/05/2020
						Sample_Depth_Avg	16	16	16	16	17.5	2.85	0.65	1.7	1.54	9	3.5	9	9
						Project_ID	LTC - Phase 2 LTM	LTC - Phase 2 LTM	LTC - Phase 2 LTM	LTC - Phase 2 LTM	LTC - Phase 2 LTM	LTC - Phase 2 LTM	LTC - Phase 2 LTM	LTC - Phase 2	LTC - Phase 2	LTC - Phase 2 LTM	LTC - Phase 2 LTM	LTC - Phase 2 LTM	LTC - Phase 2 LTM
				UK Drinking Water Standards	UK Estuaries and coastal waters EQS	UK Freshwater EQS													
Chem_Group	**Analyte**	**Units**	**MDL**																
	Phosphorus (Filtered)	µg/L	10				-	22.3	14.2	16	16.9	24	20.1	-	-	-	1990	1610	2250
	Potassium (Filtered)	mg/L	0.2				4.54	4.49	4.5	5.23	4.76	4.39	4.36	122	120	128	141	132	163
	Sodium (Filtered)	mg/L	0.076	200[#1]			35.5	31	31.7	38.4	33.9	33.6	32.9	3830	3520	4940	5140	4050	6070
	Sulphate (Filtered)	mg/L	2	250(SO4)[#22]		400[#4]	45.2	45.4	44	45.3	44.4	45.6	44.9	102	138	97.5	94	87.8	87.6
	Orthophosphate as P (Filtered)	µg/L	20				<20	-	-	-	-	-	-	1030	32.6	<20	-	-	-
PAH	Naphthalene	µg/L	0.01		2[#2]	2[#2]	<0.01	<0.01	<0.01	<0.01	0.0172	<0.01	<0.02	<1 - 0.0447	0.0308	0.0516	0.0426	0.0405	0.0359
	Acenaphthene	µg/L	0.005			No UK EQS	<0.005	<0.005	<0.005	<0.005	<0.005	<0.005	<0.01	<0.005	<0.005	<0.005	<0.005	<0.005	<0.005
	Acenaphthylene	µg/L	0.005			No UK EQS	<0.005	<0.005	<0.005	<0.005	<0.005	<0.005	<0.01	<0.005	0.0126	<0.005	<0.005	<0.005	<0.005
	Fluoranthene	µg/L	0.005		0.0063[#2]	0.0063[#2]	<0.005	<0.005	<0.005	<0.005	<0.005	<0.005	<0.01	<4 - 0.00957	0.00731	0.00501	<0.005	<0.005	<0.005
	Anthracene	µg/L	0.005		0.1[#2]	0.1[#2]	<0.005	<0.005	<0.005	<0.005	<0.005	<0.005	<0.01	<0.005	<0.005	<0.005	<0.005	<0.005	<0.005
	Phenanthrene	µg/L	0.005			No UK EQS	<0.005	<0.005	<0.005	<0.005	<0.005	<0.005	<0.01	<4 - 0.0141	<0.005	0.00952	0.0115	0.00779	0.00735
	Fluorene	µg/L	0.005			No UK EQS	<0.005	<0.005	<0.005	<0.005	<0.005	<0.005	<0.01	<4 - 0.01	<0.005	0.0101	0.00838	<0.005	0.00622
	Chrysene	µg/L	0.005			No UK EQS	<0.005	<0.005	<0.005	<0.005	<0.005	<0.005	<0.01	<0.005	<0.005	<0.005	<0.005	<0.005	<0.005
	Pyrene	µg/L	0.005			No UK EQS	<0.005	<0.005	<0.005	<0.005	<0.005	<0.005	<0.01	<4 - 0.011	0.0102	0.00558	0.00676	<0.005	<0.005
	Benzo(a)anthracene	µg/L	0.005			No UK EQS	<0.005	<0.005	<0.005	<0.005	<0.005	<0.005	<0.01	<0.005	<0.005	<0.005	<0.005	<0.005	<0.005
	Benzo(b)fluoranthene	µg/L	0.005	0.025[#23]	See BaP[#24]	See BaP[#24]	<0.005	<0.005	<0.005	<0.005	<0.005	<0.005	<0.01	<4 - 0.00858	<0.005	<0.005	<0.005	<0.005	<0.005
	Benzo(k)fluoranthene	µg/L	0.005	0.025[#23]	See BaP[#24]	See BaP[#24]	<0.005	<0.005	<0.005	<0.005	<0.005	<0.005	<0.01	<0.005	<0.005	<0.005	<0.005	<0.005	<0.005
	Benzo(a)pyrene	µg/L	0.002	0.01[#1]	0.00017[#24]	0.00017[#24]	<0.002	<0.002	<0.002	<0.002	<0.002	<0.002	<0.004	<4 - 0.00508	<0.002	<0.002	<0.002	<0.002	<0.002
	Dibenz(a,h)anthracene	µg/L	0.005			No UK EQS	<0.005	<0.005	<0.005	<0.005	<0.005	<0.005	<0.01	<0.005	<0.005	<0.005	<0.005	<0.005	<0.005
	Benzo(g,h,i)perylene	µg/L	0.005	0.025[#23]	See BaP[#24]	See BaP[#24]	<0.005	<0.005	<0.005	<0.005	<0.005	<0.005	<0.01	<0.005	<0.005	<0.005	<0.005	<0.005	<0.005
	Indeno(1,2,3-c,d)pyrene	µg/L	0.005	0.025[#23]	See BaP[#24]	See BaP[#24]	<0.005	<0.005	<0.005	<0.005	<0.005	<0.005	<0.01	<0.005	<0.005	<0.005	<0.005	<0.005	<0.005
	PAH 16 Total	µg/L	0.082				<0.082	<0.082	<0.082	<0.082	<0.082	<0.082	<0.164	0.103	<0.082	<0.082	<0.082	<0.082	<0.082
TPH CWG	>C5-C6 Aliphatics	µg/L	10	See TPH	See TPH	See TPH	<10	<10	<10	<10	<10	<10	<10	<10	<10	<10	<10	<10	<10
	>C6-C8 Aliphatics	µg/L	10	See TPH	See TPH	See TPH	<10	<10	<10	<10	<10	<10	<10	<10	<10	<10	<10	<10	<10
	>C8-C10 Aliphatics	µg/L	10	See TPH	See TPH	See TPH	<10	<10	<10	<10	<10	<10	<10	<10	<10	<10	<10	<10	<10
	>C10-C12 Aliphatics	µg/L	10	See TPH	See TPH	See TPH	<10	<10	<10	<10	<10	<10	<10	<10	<10	<10	<10	<10	<10
	>C12-C16 Aliphatics	µg/L	10	See TPH	See TPH	See TPH	<10	<10	<10	<10	<10	<10	<20	<10	<10	<10	<10	<10	<10

						Location	BH05001	BH05001	BH05001	BH05001	BH05001	BH05001	BH05001	BH05002	BH05002	BH05002	BH05002	BH05002	BH05002
						Sampled_Date_Time	25/02/2020	06/04/2020	22/04/2020	27/05/2020	17/06/2020	05/08/2020	25/09/2020	20/11/2019	29/01/2020	24/02/2020	31/03/2020	23/04/2020	22/05/2020
						Sample_Depth_Avg	16	16	16	16	17.5	2.85	0.65	1.7	1.54	9	3.5	9	9
						Project_ID	LTC - Phase 2 LTM	LTC - Phase 2 LTM	LTC - Phase 2 LTM	LTC - Phase 2 LTM	LTC - Phase 2 LTM	LTC - Phase 2 LTM	LTC - Phase 2 LTM	LTC - Phase 2	LTC - Phase 2	LTC - Phase 2 LTM	LTC - Phase 2 LTM	LTC - Phase 2 LTM	LTC - Phase 2 LTM
				UK Drinking Water Standards	UK Estuaries and coastal waters EQS	UK Freshwater EQS													
Chem_Group	**Analyte**	**Units**	**MDL**																
	>C16-C21 Aliphatics	µg/L	10	See TPH	See TPH	See TPH	<10	<10	<10	<10	<10	<10	<20	<10	<10	<10	<10	<10	<10
	>C21-C35 Aliphatics	µg/L	10	See TPH	See TPH	See TPH	<10	<10	<10	<10	<10	<10	<20	<10	<10	<10	<10	<10	<10
	>C16-C35 Aliphatics	µg/L	10				<10	<10	<10	<10	<10	<10	<20	<10	<10	<10	<10	<10	<10
	Total Aliphatics >C12-C35	µg/L	10				<10	<10	<10	<10	<10	<10	<20	<10	<10	<10	<10	<10	<10
	>EC5-EC7 Aromatics	µg/L	10				-	-	-	-	-	-	-			-	-	-	-
	>EC6-EC7 Aromatics	µg/L	10				<10	<10	<10	<10	<10	<10	<10	<10	<10	<10	<10	<10	<10
	>EC7-EC8 Aromatics	µg/L	10	See TPH	See TPH	See TPH	<10	<10	<10	<10	<10	<10	<10	<10	<10	<10	<10	<10	<10
	>EC8-EC10 Aromatics	µg/L	10	See TPH	See TPH	See TPH	<10	<10	<10	<10	<10	<10	<10	<10	<10	<10	<10	<10	<10
	>EC10-EC12 Aromatics	µg/L	10	See TPH	See TPH	See TPH	<10	<10	<10	<10	<10	<10	<10	<10	<10	<10	<10	<10	<10
	>EC12-EC16 Aromatics	µg/L	10	See TPH	See TPH	See TPH	<10	<10	<10	<10	<10	<10	<20	<10	<10	<10	<10	<10	<10
	>EC16-EC21 Aromatics	µg/L	10	See TPH	See TPH	See TPH	<10	<10	<10	<10	<10	<10	<20	<10	<10	<10	<10	<10	<10
	>EC21-EC35 Aromatics	µg/L	10	See TPH	See TPH	See TPH	<10	<10	<10	<10	<10	<10	<20	<10	<10	<10	<10	<10	<10
	Total Aromatics >EC12-EC35	µg/L	10				<10	<10	<10	<10	<10	<10	<20	<10	<10	<10	<10	<10	<10
	TPH >C5-C35 Aliphatics/Aromatics	µg/L	10	|10[#25]	|50[#26]	|50[#26]	<10	<10	<10	<10	<10	<10	<20	<10	10	<10	<10	<10	<10
TPH	GRO >C5-12	µg/L	50				<50	<50	<50	<50	<50	<50	<50	<50	<50	<50	<50	<50	<50
BTEX and MTBE	Benzene	µg/L	1	1[#1]	8[#2]	10[#2]	<7	<7	<7	<7	<7	<7	<7	<1	<7	<7	<7	<7	<7
	Toluene	µg/L	1	700[#3]	74[#2]	74[#2]	<4	<4	<4	<4	<4	<4	<4	<1	<4	<4	<4	<4	<4
	Ethylbenzene	µg/L	1	300[#3]	20[#27]	20[#27]	<5	<5	<5	<5	<5	<5	<5	<1	<5	<5	<5	<5	<5
	Xylene (m & p)	µg/L	1	250[#28]	15[#29]	15[#29]	<8	<8	<8	<8	<8	<8	<8	<1	<8	<8	<8	<8	<8
	Xylene (o)	µg/L	1	250[#28]	15[#29]	15[#29]	<3	<3	<3	<3	<3	<3	<3	<1	<3	<3	<3	<3	<3
	Xylene Total	µg/L	2	500[#3]	30[#4]	30[#4]	<11	<11	<11	<11	<11	<11	<11	<11	<11	<11	<11	<11	<11
	MTBE	µg/L	1	15[#30]	15[#30]	15[#31]	<3	<3	<3	<3	<3	<3	<3	<1	<3	<3	<3	<3	<3
	Total BTEX	µg/L	28				<28	<28	<28	<28	<28	<28	<28	<28	<28	<28	<28	<28	<28
VOC	Styrene	µg/L	1		50[#4]	50[#4]	-	-	-	-	-	-	-	<1	-	-	-	-	-
	cis-1,3-dichloropropene	µg/L	1				-	-	-	-	-	-	-	<1	-	-	-	-	-
	trans-1,3-dichloropropene	µg/L	1				-	-	-	-	-	-	-	<1	-	-	-	-	-
	1,1,1,2-tetrachloroethane	µg/L	1			70[#32]	-	-	-	-	-	-	-	<1	-	-	-	-	-

						Location	BH05001	BH05001	BH05001	BH05001	BH05001	BH05001	BH05001	BH05002	BH05002	BH05002	BH05002	BH05002	BH05002
						Sampled_Date_Time	25/02/2020	06/04/2020	22/04/2020	27/05/2020	17/06/2020	05/08/2020	25/09/2020	20/11/2019	29/01/2020	24/02/2020	31/03/2020	23/04/2020	22/05/2020
						Sample_Depth_Avg	16	16	16	16	17.5	2.85	0.65	1.7	1.54	9	3.5	9	9
						Project_ID	LTC - Phase 2 LTM	LTC - Phase 2 LTM	LTC - Phase 2 LTM	LTC - Phase 2 LTM	LTC - Phase 2 LTM	LTC - Phase 2 LTM	LTC - Phase 2 LTM	LTC - Phase 2	LTC - Phase 2	LTC - Phase 2 LTM	LTC - Phase 2 LTM	LTC - Phase 2 LTM	LTC - Phase 2 LTM
				UK Drinking Water Standards	UK Estuaries and coastal waters EQS	UK Freshwater EQS													
Chem_Group	**Analyte**	**Units**	**MDL**																
	1,1,1-trichloroethane	µg/L	1	2000[#33]	100[#4]	100[#4]	-	-	-	-	-	-	-	<1	-	-	-	-	-
	1,1,2,2-tetrachloroethane	µg/L	1			70[#32]	-	-	-	-	-	-	-	<1	-	-	-	-	-
	1,1,2-trichloroethane	µg/L	1		300[#4]	400[#4]	-	-	-	-	-	-	-	<1	-	-	-	-	-
	1,1-dichloroethane	µg/L	1	2.8[#34]			-	-	-	-	-	-	-	<1	-	-	-	-	-
	1,1-dichloroethene	µg/L	1	140[#35]			-	-	-	-	-	-	-	<1	-	-	-	-	-
	1,1-dichloropropene	µg/L	1				-	-	-	-	-	-	-	<1	-	-	-	-	-
	1,2,3-trichloropropane	µg/L	1				-	-	-	-	-	-	-	<1	-	-	-	-	-
	1,2,4-trimethylbenzene	µg/L	1				-	-	-	-	-	-	-	<1	-	-	-	-	-
	1,2-dibromo-3-chloropropane	µg/L	1				-	-	-	-	-	-	-	<1	-	-	-	-	-
	1,2-dibromoethane	µg/L	1				-	-	-	-	-	-	-	<1	-	-	-	-	-
	1,2-dichloroethane	µg/L	1	3[#1]	10[#2]	10[#2]	-	-	-	-	-	-	-	<1	-	-	-	-	-
	1,2-dichloropropane	µg/L	1				-	-	-	-	-	-	-	<1	-	-	-	-	-
	1,3,5-trimethylbenzene	µg/L	1				-	-	-	-	-	-	-	<1	-	-	-	-	-
	1,3-dichloropropane	µg/L	1				-	-	-	-	-	-	-	<1	-	-	-	-	-
	2,2-dichloropropane	µg/L	1				-	-	-	-	-	-	-	<1	-	-	-	-	-
	2-chlorotoluene	µg/L	1				-	-	-	-	-	-	-	<1	-	-	-	-	-
	4-chlorotoluene	µg/L	1				-	-	-	-	-	-	-	<1	-	-	-	-	-
	Bromobenzene	µg/L	1				-	-	-	-	-	-	-	<1	-	-	-	-	-
	Bromochloromethane	µg/L	1				-	-	-	-	-	-	-	<1	-	-	-	-	-
	Bromodichloromethane	µg/L	1	25[#36]			-	-	-	-	-	-	-	<1	-	-	-	-	-
	Bromoform	µg/L	1	25[#36]			-	-	-	-	-	-	-	<1	-	-	-	-	-
	Bromomethane	µg/L	1				-	-	-	-	-	-	-	<1	-	-	-	-	-
	Carbon disulfide	µg/L	1				-	-	-	-	-	-	-	<1	-	-	-	-	-
	Carbon tetrachloride	µg/L	1	3[#1]	12[#2]	12[#2]	-	-	-	-	-	-	-	<1	-	-	-	-	-
	Chlorodibromomethane	µg/L	1	25[#36]			-	-	-	-	-	-	-	<1	-	-	-	-	-
	Chloroethane	µg/L	1				-	-	-	-	-	-	-	<1	-	-	-	-	-
	Chloroform	µg/L	1	25[#36]	2.5[#2]	2.5[#2]	-	-	-	-	-	-	-	<1	-	-	-	-	-

						Location	BH05001	BH05001	BH05001	BH05001	BH05001	BH05001	BH05001	BH05002	BH05002	BH05002	BH05002	BH05002	BH05002
						Sampled_Date_Time	25/02/2020	06/04/2020	22/04/2020	27/05/2020	17/06/2020	05/08/2020	25/09/2020	20/11/2019	29/01/2020	24/02/2020	31/03/2020	23/04/2020	22/05/2020
						Sample_Depth_Avg	16	16	16	16	17.5	2.85	0.65	1.7	1.54	9	3.5	9	9
						Project_ID	LTC - Phase 2 LTM	LTC - Phase 2 LTM	LTC - Phase 2 LTM	LTC - Phase 2 LTM	LTC - Phase 2 LTM	LTC - Phase 2 LTM	LTC - Phase 2 LTM	LTC - Phase 2	LTC - Phase 2	LTC - Phase 2 LTM	LTC - Phase 2 LTM	LTC - Phase 2 LTM	LTC - Phase 2 LTM
				UK Drinking Water Standards	UK Estuaries and coastal waters EQS	UK Freshwater EQS													
Chem_Group	**Analyte**	**Units**	**MDL**																
	Chloromethane	µg/L	1				-	-	-	-	-	-	-	<1	-	-	-	-	-
	cis-1,2-dichloroethene	µg/L	1	25[#37]			-	-	-	-	-	-	-	<1	-	-	-	-	-
	Dibromomethane	µg/L	1				-	-	-	-	-	-	-	<1	-	-	-	-	-
	Dichlorodifluoromethane	µg/L	1				-	-	-	-	-	-	-	<1	-	-	-	-	-
	Dichloromethane	µg/L	3		20[#2]	20[#2]	-	-	-	-	-	-	-	<3	-	-	-	-	-
	Isopropylbenzene	µg/L	1				-	-	-	-	-	-	-	<1	-	-	-	-	-
	n-butylbenzene	µg/L	1				-	-	-	-	-	-	-	<1	-	-	-	-	-
	n-propylbenzene	µg/L	1				-	-	-	-	-	-	-	<1	-	-	-	-	-
	p-isopropyltoluene	µg/L	1				-	-	-	-	-	-	-	<1	-	-	-	-	-
	sec-butylbenzene	µg/L	1				-	-	-	-	-	-	-	<1	-	-	-	-	-
	Trichloroethene	µg/L	1	5[#38]	10[#2]	10[#2]	-	-	-	-	-	-	-	<1	-	-	-	-	-
	tert-butylbenzene	µg/L	1				-	-	-	-	-	-	-	<1	-	-	-	-	-
	Tetrachloroethene	µg/L	1	5[#38]	10[#2]	10[#2]	-	-	-	-	-	-	-	<1	-	-	-	-	-
	trans-1,2-dichloroethene	µg/L	1	25[#37]			-	-	-	-	-	-	-	<1	-	-	-	-	-
	Trichlorofluoromethane	µg/L	1				-	-	-	-	-	-	-	<1	-	-	-	-	-
	Vinyl chloride	µg/L	1	0.5[#1]			-	-	-	-	-	-	-	<1	-	-	-	-	-
	tert-Amyl methyl ether	µg/L	1				-	-	-	-	-	-	-	<1	-	-	-	-	-
VOC/SVOC	1,2,3-trichlorobenzene	µg/L	0.01		0.13[#39]	0.13[#39]	<0.01	-	-	-	-	-	-	<1	-	-	-	-	-
	1,2,4-trichlorobenzene	µg/L	0.01		0.13[#39]	0.13[#39]	<0.01	-	-	-	-	-	-	<1	-	-	-	-	-
	1,2-dichlorobenzene	µg/L	1		6.7[#40]	6.7[#40]	-	-	-	-	-	-	-	<1	-	-	-	-	-
	1,3,5-Trichlorobenzene	µg/L	0.01		0.13[#39]	0.13[#39]	<0.01	-	-	-	-	-	-	<1	-	-	-	-	-
	1,3-dichlorobenzene	µg/L	1		6.7[#40]	6.7[#40]	-	-	-	-	-	-	-	<1	-	-	-	-	-
	1,4-dichlorobenzene	µg/L	1		6.7[#40]	6.7[#40]	-	-	-	-	-	-	-	<1	-	-	-	-	-
	Chlorobenzene	µg/L	1	100[#41]			-	-	-	-	-	-	-	<1	-	-	-	-	-
	Hexachlorobutadiene	µg/L	0.01		0.6(MAC)[#12]	0.6(MAC)[#12]	<0.01	-	-	-	-	-	-	<1	-	-	-	-	-
SVOC	4-bromophenyl phenyl ether	µg/L	1				-	-	-	-	-	-	-	<4	-	-	-	-	-
	4-nitroaniline	µg/L	1				-	-	-	-	-	-	-	<4	-	-	-	-	-

						Location	BH05001	BH05001	BH05001	BH05001	BH05001	BH05001	BH05001	BH05002	BH05002	BH05002	BH05002	BH05002	BH05002
						Sampled_Date_Time	25/02/2020	06/04/2020	22/04/2020	27/05/2020	17/06/2020	05/08/2020	25/09/2020	20/11/2019	29/01/2020	24/02/2020	31/03/2020	23/04/2020	22/05/2020
						Sample_Depth_Avg	16	16	16	16	17.5	2.85	0.65	1.7	1.54	9	3.5	9	9
						Project_ID	LTC - Phase 2 LTM	LTC - Phase 2 LTM	LTC - Phase 2 LTM	LTC - Phase 2 LTM	LTC - Phase 2 LTM	LTC - Phase 2 LTM	LTC - Phase 2 LTM	LTC - Phase 2	LTC - Phase 2	LTC - Phase 2 LTM	LTC - Phase 2 LTM	LTC - Phase 2 LTM	LTC - Phase 2 LTM
				UK Drinking Water Standards	UK Estuaries and coastal waters EQS	UK Freshwater EQS													
Chem_Group	**Analyte**	**Units**	**MDL**																
	4-nitrophenol	µg/L	1				-	-	-	-	-	-	-	<4	-	-	-	-	-
	2,4,5-trichlorophenol	µg/L	1				-	-	-	-	-	-	-	<4	-	-	-	-	-
	2,4,6-trichlorophenol	µg/L	1				-	-	-	-	-	-	-	<4	-	-	-	-	-
	2,4-dichlorophenol	µg/L	1		0.42[#2]	4.2[#2]	-	-	-	-	-	-	-	<4	-	-	-	-	-
	2,4-dimethylphenol	µg/L	1				-	-	-	-	-	-	-	<4	-	-	-	-	-
	2,4-dinitrotoluene	µg/L	1				-	-	-	-	-	-	-	<4	-	-	-	-	-
	2,6-dinitrotoluene	µg/L	1				-	-	-	-	-	-	-	<4	-	-	-	-	-
	2-chloronaphthalene	µg/L	1				-	-	-	-	-	-	-	<4	-	-	-	-	-
	2-chlorophenol	µg/L	1		50[#4]	50[#4]	-	-	-	-	-	-	-	<4	-	-	-	-	-
	2-methylnaphthalene	µg/L	1				-	-	-	-	-	-	-	<4	-	-	-	-	-
	2-methylphenol	µg/L	1				-	-	-	-	-	-	-	<4	-	-	-	-	-
	2-nitroaniline	µg/L	1				-	-	-	-	-	-	-	<4	-	-	-	-	-
	2-nitrophenol	µg/L	1				-	-	-	-	-	-	-	<4	-	-	-	-	-
	3-nitroaniline	µg/L	1				-	-	-	-	-	-	-	<4	-	-	-	-	-
	4,6-Dinitro-2-methylphenol	µg/L					<0.03	-	-	-	-	-	-	<0.03	-	-	-	-	-
	4-chloro-3-methylphenol	µg/L	1		40[#4]	40[#4]	-	-	-	-	-	-	-	<4	-	-	-	-	-
	4-chloroaniline	µg/L	1				-	-	-	-	-	-	-	<4	-	-	-	-	-
	4-chlorophenyl phenyl ether	µg/L	1				-	-	-	-	-	-	-	<4	-	-	-	-	-
	4-methylphenol	µg/L	1				-	-	-	-	-	-	-	<4	-	-	-	-	-
	Azobenzene	µg/L	1				-	-	-	-	-	-	-	<4	-	-	-	-	-
	Bis(2-chloroethoxy) methane	µg/L	1				-	-	-	-	-	-	-	<4	-	-	-	-	-
	Bis(2-chloroethyl)ether	µg/L	1				-	-	-	-	-	-	-	<4	-	-	-	-	-
	Bis(2-ethylhexyl) phthalate	µg/L	2		1.3[#2]	1.3[#2]	-	-	-	-	-	-	-	<8	-	-	-	-	-
	Butyl benzyl phthalate	µg/L	1		0.75[#2]	7.5[#2]	-	-	-	-	-	-	-	<4	-	-	-	-	-
	Carbazole	µg/L	1				-	-	-	-	-	-	-	<4	-	-	-	-	-
	Dibenzofuran	µg/L	1				-	-	-	-	-	-	-	<4	-	-	-	-	-
	Diethylphthalate	µg/L	1		200[#4]	200[#4]	-	-	-	-	-	-	-	<4	-	-	-	-	-

						Location	BH05001	BH05001	BH05001	BH05001	BH05001	BH05001	BH05001	BH05002	BH05002	BH05002	BH05002	BH05002	BH05002
						Sampled_Date_Time	25/02/2020	06/04/2020	22/04/2020	27/05/2020	17/06/2020	05/08/2020	25/09/2020	20/11/2019	29/01/2020	24/02/2020	31/03/2020	23/04/2020	22/05/2020
						Sample_Depth_Avg	16	16	16	16	17.5	2.85	0.65	1.7	1.54	9	3.5	9	9
						Project_ID	LTC - Phase 2 LTM	LTC - Phase 2 LTM	LTC - Phase 2 LTM	LTC - Phase 2 LTM	LTC - Phase 2 LTM	LTC - Phase 2 LTM	LTC - Phase 2 LTM	LTC - Phase 2	LTC - Phase 2	LTC - Phase 2 LTM	LTC - Phase 2 LTM	LTC - Phase 2 LTM	LTC - Phase 2 LTM
				UK Drinking Water Standards	UK Estuaries and coastal waters EQS	UK Freshwater EQS													
Chem_Group	**Analyte**	**Units**	**MDL**																
	Dimethyl phthalate	µg/L	1		800[#4]	800[#4]	-	-	-	-	-	-	-	<4	-	-	-	-	-
	Di-n-butyl phthalate	µg/L	1		8[#4]	8[#4]	-	-	-	-	-	-	-	<4	-	-	-	-	-
	Di-n-octyl phthalate	µg/L	5		20[#4]	20[#4]	-	-	-	-	-	-	-	<20	-	-	-	-	-
	Hexachlorobenzene	µg/L	0.01		0.05(MAC)[#12]	0.05(MAC)[#12]	<0.01	-	-	-	-	-	-	<0.01	-	-	-	-	-
	Hexachlorocyclopentadiene	µg/L	1				-	-	-	-	-	-	-	<4	-	-	-	-	-
	Hexachloroethane	µg/L	1				-	-	-	-	-	-	-	<4	-	-	-	-	-
	Isophorone	µg/L	1				-	-	-	-	-	-	-	<4	-	-	-	-	-
	Nitrobenzene	µg/L	1				-	-	-	-	-	-	-	<4	-	-	-	-	-
	N-nitrosodi-n-propylamine	µg/L	1				-	-	-	-	-	-	-	<4	-	-	-	-	-
	Pentachlorobenzene	µg/L	0.01		0.0007[#2]	0.007[#2]	<0.01	-	-	-	-	-	-	<0.01	-	-	-	-	-
	Pentachloronitrobenzene	µg/L	0.01				<0.01	-	-	-	-	-	-	<0.01	-	-	-	-	-
	Pentachlorophenol	µg/L	1		0.4[#2]	0.4[#2]	-	-	-	-	-	-	-	<4	-	-	-	-	-
PCB	Heptachlorobiphenyl, 2,3,3,4,4,5,5- (PCB 189)	µg/L	0.015				-	-	-	-	-	-	-	-	-	-	-	-	-
	Hexachlorobiphenyl, 2,3,3,4,4,5- (PCB 156)	µg/L	0.015				-	-	-	-	-	-	-	-	-	-	-	-	-
	Hexachlorobiphenyl, 2,3,3,4,4,5- (PCB 157)	µg/L	0.015				-	-	-	-	-	-	-	-	-	-	-	-	-
	Hexachlorobiphenyl, 2,3,4,4,5,5- (PCB 167)	µg/L	0.015				-	-	-	-	-	-	-	-	-	-	-	-	-
	Hexachlorobiphenyl, 3,3,4,4,5,5- (PCB 169)	µg/L	0.015				-	-	-	-	-	-	-	-	-	-	-	-	-
	PCB 101	µg/L	0.015				-	-	-	-	-	-	-	-	-	-	-	-	-
	PCB 118	µg/L	0.015				-	-	-	-	-	-	-	-	-	-	-	-	-
	PCB 138	µg/L	0.015				-	-	-	-	-	-	-	-	-	-	-	-	-
	PCB 153	µg/L	0.015				-	-	-	-	-	-	-	-	-	-	-	-	-
	PCB 180	µg/L	0.015				-	-	-	-	-	-	-	-	-	-	-	-	-
	PCB 28	µg/L	0.015				-	-	-	-	-	-	-	-	-	-	-	-	-
	PCB 52	µg/L	0.015				-	-	-	-	-	-	-	-	-	-	-	-	-
	Pentachlorobiphenyl, 2,3,3,4,4- (PCB 105)	µg/L	0.015				-	-	-	-	-	-	-	-	-	-	-	-	-
	Pentachlorobiphenyl, 2,3,4,4,5- (PCB 114)	µg/L	0.015				-	-	-	-	-	-	-	-	-	-	-	-	-
	Pentachlorobiphenyl, 2,3,4,4,5- (PCB 123)	µg/L	0.015				-	-	-	-	-	-	-	-	-	-	-	-	-

						Location	BH05001	BH05001	BH05001	BH05001	BH05001	BH05001	BH05001	BH05002	BH05002	BH05002	BH05002	BH05002	BH05002
						Sampled_Date_Time	25/02/2020	06/04/2020	22/04/2020	27/05/2020	17/06/2020	05/08/2020	25/09/2020	20/11/2019	29/01/2020	24/02/2020	31/03/2020	23/04/2020	22/05/2020
						Sample_Depth_Avg	16	16	16	16	17.5	2.85	0.65	1.7	1.54	9	3.5	9	9
						Project_ID	LTC - Phase 2 LTM	LTC - Phase 2 LTM	LTC - Phase 2 LTM	LTC - Phase 2 LTM	LTC - Phase 2 LTM	LTC - Phase 2 LTM	LTC - Phase 2 LTM	LTC - Phase 2	LTC - Phase 2	LTC - Phase 2 LTM	LTC - Phase 2 LTM	LTC - Phase 2 LTM	LTC - Phase 2 LTM
				UK Drinking Water Standards	UK Estuaries and coastal waters EQS	UK Freshwater EQS													
Chem_Group	**Analyte**	**Units**	**MDL**																
	Pentachlorobiphenyl, 3,3,4,4,5- (PCB 126)	µg/L	0.015				-	-	-	-	-	-	-	-	-	-	-	-	-
	Tetrachlorobiphenyl, 3,3,4,4- (PCB 77)	µg/L	0.015				-	-	-	-	-	-	-	-	-	-	-	-	-
	Tetrachlorobiphenyl, 3,4,4,5- (PCB 81)	µg/L	0.015				-	-	-	-	-	-	-	-	-	-	-	-	-
	Total PCB 7 Congeners	µg/L	0.105				-	-	-	-	-	-	-	-	-	-	-	-	-
Phenolics	Xylenols (Filtered)	µg/L	0.5				<0.5	<0.5	<0.5	<0.5	0.68	0.8	<0.5	<0.5	<0.5	<0.5	<0.5	<0.5	<0.5
	Cresol Total (Filtered)	µg/L	0.5				<0.5	<0.5	<0.5	<0.5	<0.5	<0.5	<0.5	<0.5	<0.5	<0.5	<0.5	<0.5	<0.5
	Phenol	µg/L	1	5800[#34]	7.7[#2]	7.7[#2]	-	-	-	-	-	-	-	<4	-	-	-	-	-
	Phenol (Filtered)	µg/L	0.5	5800[#34]	7.7[#2]	7.7[#2]	<0.5	<0.5	<0.5	<0.5	<0.5	<0.5	<0.5	<0.5	<0.5	<0.5	<0.5	<0.5	<0.5
	Phenols Monohydric (Filtered)	µg/L	0.5				<0.5	<0.5	<0.5	<0.5	0.68	0.8	<0.5	<0.5	<0.5	<0.5	<0.5	<0.5	<0.5
Organotins	Tributyltin	µg/L	0.001		0.0002[#2]	0.0002[#2]	-	-	-	-	-	-	-	-	-	-	-	-	-
Biological	Coliforms Total (Confirmed)	CFU/100mL					-	-	-	-	-	-	-	-	-	-	-	-	-
	Coliforms Total (Presumptive)	CFU/100mL					-	-	-	-	-	-	-	-	-	-	-	-	-
	Escherichia coli (Confirmed)	CFU/100mL					-	-	-	-	-	-	-	-	-	-	-	-	-
	Escherichia coli (Presumptive)	CFU/100mL					-	-	-	-	-	-	-	-	-	-	-	-	-
	Faecal streptococci (Confirmed)	CFU/100mL					-	-	-	-	-	-	-	-	-	-	-	-	-
	Faecal streptococci (Presumptive)	CFU/100mL					-	-	-	-	-	-	-	-	-	-	-	-	-
	Faecal Streptococci cfu/100ml	cfu/100ml												-	-				
	Coliform	cfu/100 ml												-	-				
	Salmonella	Detect					-	-	-	-	-	-	-	-	-	-	-	-	-
Pesticides	1-(3.4-Dichlorophenyl) urea (DCPU)	µg/l					<0.02	-	-	-	-	-	-	<0.02	-	-	-	-	-
	2-(4-Chlorophenoxy)propionic acid, 4-CPP	µg/l					<0.01	-	-	-	-	-	-	<0.01	-	-	-	-	-
	2-amino-N-(isopropyl)benzamide	µg/l					<0.02	-	-	-	-	-	-	<0.02	-	-	-	-	-
	2-Chloro-2.6-diethylacetanilide	µg/l					<0.01	-	-	-	-	-	-	<0.01	-	-	-	-	-
	Acibenzolar-S-methyl	µg/l					<0.03	-	-	-	-	-	-	<0.03	-	-	-	-	-
	Aminopyralid	µg/l					<0.05	-	-	-	-	-	-	<0.05	-	-	-	-	-
	Azoxystrobin	µg/L					<0.01	-	-	-	-	-	-	<0.01	-	-	-	-	-
	BAM	µg/l					<0.01	-	-	-	-	-	-	<0.01	-	-	-	-	-

						Location	BH05001	BH05001	BH05001	BH05001	BH05001	BH05001	BH05001	BH05002	BH05002	BH05002	BH05002	BH05002	BH05002
						Sampled_Date_Time	25/02/2020	06/04/2020	22/04/2020	27/05/2020	17/06/2020	05/08/2020	25/09/2020	20/11/2019	29/01/2020	24/02/2020	31/03/2020	23/04/2020	22/05/2020
						Sample_Depth_Avg	16	16	16	16	17.5	2.85	0.65	1.7	1.54	9	3.5	9	9
						Project_ID	LTC - Phase 2 LTM	LTC - Phase 2 LTM	LTC - Phase 2 LTM	LTC - Phase 2 LTM	LTC - Phase 2 LTM	LTC - Phase 2 LTM	LTC - Phase 2 LTM	LTC - Phase 2	LTC - Phase 2	LTC - Phase 2 LTM	LTC - Phase 2 LTM	LTC - Phase 2 LTM	LTC - Phase 2 LTM
				UK Drinking Water Standards	UK Estuaries and coastal waters EQS	UK Freshwater EQS													
Chem_Group	**Analyte**	**Units**	**MDL**																
	Benalaxyl	µg/l					<0.02	-	-	-	-	-	-	<0.02	-	-	-	-	-
	Bentazone methyl	µg/l					<0.03	-	-	-	-	-	-	<0.03	-	-	-	-	-
	Bifenox	µg/L					<0.04	-	-	-	-	-	-	<0.04	-	-	-	-	-
	Bitertanol	µg/l					<0.02	-	-	-	-	-	-	<0.02	-	-	-	-	-
	Boscalid	µg/l					<0.01	-	-	-	-	-	-	<0.01	-	-	-	-	-
	Cadusafos	µg/l					<0.02	-	-	-	-	-	-	<0.02	-	-	-	-	-
	Carfentrazone-ethyl	µg/L					<0.04	-	-	-	-	-	-	<0.04	-	-	-	-	-
	Chloridazon-desphenyl	µg/l					<0.03	-	-	-	-	-	-	<0.03	-	-	-	-	-
	Chloridazon-methyl desphenyl	µg/l					<0.05	-	-	-	-	-	-	<0.05	-	-	-	-	-
	Chlorotoluron-desmethyl	µg/l					<0.02	-	-	-	-	-	-	<0.02	-	-	-	-	-
	Chlorpropham	µg/L			10[#4]	10[#4]	<0.05	-	-	-	-	-	-	<0.05	-	-	-	-	-
	Clodinafop	µg/l					<0.03	-	-	-	-	-	-	<0.03	-	-	-	-	-
	Clomeprop	µg/l					<0.01	-	-	-	-	-	-	<0.01	-	-	-	-	-
	Crimidine	µg/l					<0.03	-	-	-	-	-	-	<0.03	-	-	-	-	-
	Cybutryne (Irgarol)	µg/l					<0.01	-	-	-	-	-	-	<0.01	-	-	-	-	-
	Cyprazine	µg/l					<0.02	-	-	-	-	-	-	<0.02	-	-	-	-	-
	Cyprodinil	µg/L					<0.02	-	-	-	-	-	-	<0.02	-	-	-	-	-
	Dichlofenthion	µg/l					<0.05	-	-	-	-	-	-	<0.05	-	-	-	-	-
	Dichlormid	µg/l					<0.05	-	-	-	-	-	-	<0.05	-	-	-	-	-
	Diethofencarb	µg/l					<0.02	-	-	-	-	-	-	<0.02	-	-	-	-	-
	Difenacoum	µg/l					<0.02	-	-	-	-	-	-	<0.02	-	-	-	-	-
	Dimefuron	µg/l					<0.02	-	-	-	-	-	-	<0.02	-	-	-	-	-
	Dimethachlo	µg/l					<0.01	-	-	-	-	-	-	<0.01	-	-	-	-	-
	Dimethenamid	µg/l					<0.01	-	-	-	-	-	-	<0.01	-	-	-	-	-
	Dimethomorph	µg/l					<0.01	-	-	-	-	-	-	<0.01	-	-	-	-	-
	Dinoterb	µg/l					<0.04	-	-	-	-	-	-	<0.04	-	-	-	-	-
	Diuron desmethyl (DCPMU)	µg/l					<0.03	-	-	-	-	-	-	<0.03	-	-	-	-	-

						Location	BH05001	BH05001	BH05001	BH05001	BH05001	BH05001	BH05001	BH05002	BH05002	BH05002	BH05002	BH05002	BH05002
						Sampled_Date_Time	25/02/2020	06/04/2020	22/04/2020	27/05/2020	17/06/2020	05/08/2020	25/09/2020	20/11/2019	29/01/2020	24/02/2020	31/03/2020	23/04/2020	22/05/2020
						Sample_Depth_Avg	16	16	16	16	17.5	2.85	0.65	1.7	1.54	9	3.5	9	9
						Project_ID	LTC - Phase 2 LTM	LTC - Phase 2 LTM	LTC - Phase 2 LTM	LTC - Phase 2 LTM	LTC - Phase 2 LTM	LTC - Phase 2 LTM	LTC - Phase 2 LTM	LTC - Phase 2	LTC - Phase 2	LTC - Phase 2 LTM	LTC - Phase 2 LTM	LTC - Phase 2 LTM	LTC - Phase 2 LTM
				UK Drinking Water Standards	UK Estuaries and coastal waters EQS	UK Freshwater EQS													
Chem_Group	**Analyte**	**Units**	**MDL**																
	Epoxiconazole	µg/l					<0.03	-	-	-	-	-	-	<0.03	-	-	-	-	-
	Etrimphos	µg/L	0.01				<0.01	-	-	-	-	-	-	<0.01	-	-	-	-	-
	Fenoxaprop	µg/l					<0.03	-	-	-	-	-	-	<0.03	-	-	-	-	-
	Fenpropidin	µg/l					<0.02	-	-	-	-	-	-	<0.02	-	-	-	-	-
	Fenuron	µg/l					<0.01	-	-	-	-	-	-	<0.01	-	-	-	-	-
	Fipronil	µg/L					<0.05	-	-	-	-	-	-	<0.05	-	-	-	-	-
	Florasulam	µg/l					<0.02	-	-	-	-	-	-	<0.02	-	-	-	-	-
	Fluazifop	µg/l					<0.02	-	-	-	-	-	-	<0.02	-	-	-	-	-
	Fluazifop-P-butyl	µg/L					<0.02	-	-	-	-	-	-	<0.02	-	-	-	-	-
	Foramsulfuron	µg/l					<0.01	-	-	-	-	-	-	<0.01	-	-	-	-	-
	Furathiocarb	µg/l					<0.02	-	-	-	-	-	-	<0.02	-	-	-	-	-
	Haloxyfop	µg/l					<0.03	-	-	-	-	-	-	<0.03	-	-	-	-	-
	Haloxyfop-p-methyl	µg/l					<0.03	-	-	-	-	-	-	<0.03	-	-	-	-	-
	Heptachlor epoxide	µg/L	0.01	0.03[#1]			<0.01	-	-	-	-	-	-	<0.01	-	-	-	-	-
	Imazamox	µg/l					<0.01	-	-	-	-	-	-	<0.01	-	-	-	-	-
	Indoxacarb	µg/L					<0.05	-	-	-	-	-	-	<0.05	-	-	-	-	-
	Isoproturon-desmethyl	µg/l					<0.02	-	-	-	-	-	-	<0.02	-	-	-	-	-
	Isoproturon-monodesmethyl	µg/l					<0.02	-	-	-	-	-	-	<0.02	-	-	-	-	-
	Isopyrazam	µg/l					<0.03	-	-	-	-	-	-	<0.03	-	-	-	-	-
	Kresoxim-methyl	µg/l					<0.03	-	-	-	-	-	-	<0.03	-	-	-	-	-
	Malaoxon	µg/l					<0.02	-	-	-	-	-	-	<0.02	-	-	-	-	-
	Mandipropamid	µg/l					<0.02	-	-	-	-	-	-	-	-	-	-	-	-
	Mecarbam	µg/l					<0.02	-	-	-	-	-	-	<0.02	-	-	-	-	-
	Mesotrione	µg/l					<0.05	-	-	-	-	-	-	<0.05	-	-	-	-	-
	Metconazole	µg/l					<0.02	-	-	-	-	-	-	<0.02	-	-	-	-	-
	Metribuzin-desamino	µg/l					<0.01	-	-	-	-	-	-	<0.01	-	-	-	-	-
	Naptalam	µg/l					<0.03	-	-	-	-	-	-	<0.03	-	-	-	-	-

						Location	BH05001	BH05001	BH05001	BH05001	BH05001	BH05001	BH05001	BH05002	BH05002	BH05002	BH05002	BH05002	BH05002
						Sampled_Date_Time	25/02/2020	06/04/2020	22/04/2020	27/05/2020	17/06/2020	05/08/2020	25/09/2020	20/11/2019	29/01/2020	24/02/2020	31/03/2020	23/04/2020	22/05/2020
						Sample_Depth_Avg	16	16	16	16	17.5	2.85	0.65	1.7	1.54	9	3.5	9	9
						Project_ID	LTC - Phase 2 LTM	LTC - Phase 2 LTM	LTC - Phase 2 LTM	LTC - Phase 2 LTM	LTC - Phase 2 LTM	LTC - Phase 2 LTM	LTC - Phase 2 LTM	LTC - Phase 2	LTC - Phase 2	LTC - Phase 2 LTM	LTC - Phase 2 LTM	LTC - Phase 2 LTM	LTC - Phase 2 LTM
				UK Drinking Water Standards	UK Estuaries and coastal waters EQS	UK Freshwater EQS													
Chem_Group	**Analyte**	**Units**	**MDL**																
	Nicosulfuron	µg/l					<0.01	-	-	-	-	-	-	<0.01	-	-	-	-	-
	Nuarimol	µg/l					<0.02	-	-	-	-	-	-	<0.02	-	-	-	-	-
	Oxadixyl	µg/l					<0.03	-	-	-	-	-	-	<0.03	-	-	-	-	-
	Paraoxon-ethyl	µg/l					<0.02	-	-	-	-	-	-	<0.02	-	-	-	-	-
	Parathion-ethyl	µg/l					<0.05	-	-	-	-	-	-	<0.05	-	-	-	-	-
	Penconazole	µg/l					<0.02	-	-	-	-	-	-	<0.02	-	-	-	-	-
	Pencycuron	µg/l					<0.02	-	-	-	-	-	-	<0.02	-	-	-	-	-
	Phosphamidon II (E)	µg/l	0.01				<0.01	-	-	-	-	-	-	<0.01	-	-	-	-	-
	Pretilachlor	µg/l					<0.02	-	-	-	-	-	-	<0.02	-	-	-	-	-
	Primisulfuron-methyl	µg/l					<0.02	-	-	-	-	-	-	<0.02	-	-	-	-	-
	Prodiamine	µg/l					<0.05	-	-	-	-	-	-	<0.05	-	-	-	-	-
	Propaquizafop	µg/l					<0.03	-	-	-	-	-	-	<0.03	-	-	-	-	-
	Propetamphos	µg/L	0.01		0.03[#4]	0.03[#4]	<0.01	-	-	-	-	-	-	-	-	-	-	-	-
	Prosulfocarb	µg/l					<0.01	-	-	-	-	-	-	<0.01	-	-	-	-	-
	Prothioconazole	µg/l					<0.05	-	-	-	-	-	-	<0.05	-	-	-	-	-
	Pyribenzoxim	µg/l					<0.05	-	-	-	-	-	-	<0.05	-	-	-	-	-
	Quinmerac	µg/l					<0.01	-	-	-	-	-	-	<0.01	-	-	-	-	-
	Quizalofop	µg/l					<0.05	-	-	-	-	-	-	<0.05	-	-	-	-	-
	Rimsulfuron	µg/l					<0.01	-	-	-	-	-	-	<0.01	-	-	-	-	-
	Sebuthylazine	µg/l					<0.01	-	-	-	-	-	-	<0.01	-	-	-	-	-
	Simazine-2-hydroxy	µg/l					<0.01	-	-	-	-	-	-	<0.01	-	-	-	-	-
	Sodium Acifluorfen	µg/L					<0.01	-	-	-	-	-	-	<0.01	-	-	-	-	-
	Sulfosulfuron	µg/l					<0.01	-	-	-	-	-	-	<0.01	-	-	-	-	-
	Tecnazene	µg/L	0.01		1[#4]	1[#4]	<0.01	-	-	-	-	-	-	-	-	-	-	-	-
	Teflubenzuron	µg/l					<0.03	-	-	-	-	-	-	<0.03	-	-	-	-	-
	Terbuthylazine-desethyl	µg/l					<0.01	-	-	-	-	-	-	<0.01	-	-	-	-	-
	Terbuthylazine-desethyl-2-hydroxy	µg/l					<0.01	-	-	-	-	-	-	0.016	-	-	-	-	-

						Location	BH05001	BH05001	BH05001	BH05001	BH05001	BH05001	BH05001	BH05002	BH05002	BH05002	BH05002	BH05002	BH05002
						Sampled_Date_Time	25/02/2020	06/04/2020	22/04/2020	27/05/2020	17/06/2020	05/08/2020	25/09/2020	20/11/2019	29/01/2020	24/02/2020	31/03/2020	23/04/2020	22/05/2020
						Sample_Depth_Avg	16	16	16	16	17.5	2.85	0.65	1.7	1.54	9	3.5	9	9
						Project_ID	LTC - Phase 2 LTM	LTC - Phase 2 LTM	LTC - Phase 2 LTM	LTC - Phase 2 LTM	LTC - Phase 2 LTM	LTC - Phase 2 LTM	LTC - Phase 2 LTM	LTC - Phase 2	LTC - Phase 2	LTC - Phase 2 LTM	LTC - Phase 2 LTM	LTC - Phase 2 LTM	LTC - Phase 2 LTM
				UK Drinking Water Standards	UK Estuaries and coastal waters EQS	UK Freshwater EQS													
Chem_Group	**Analyte**	**Units**	**MDL**																
	Terbuthylazine-hydroxy	µg/l					<0.01	-	-	-	-	-	-	0.029	-	-	-	-	-
	Thiabendazole	µg/L			5[#4]	5[#4]	<0.03	-	-	-	-	-	-	<0.03	-	-	-	-	-
	Thiamethoxam	µg/L					<0.01	-	-	-	-	-	-	<0.01	-	-	-	-	-
	Tribenuron-methyl	µg/L					<0.01	-	-	-	-	-	-	<0.01	-	-	-	-	-
	Trietazine	µg/L	0.01				<0.01	-	-	-	-	-	-	<0.01	-	-	-	-	-
	Trifloxysulfuron-sodium	µg/l					<0.01	-	-	-	-	-	-	<0.01	-	-	-	-	-
	Triflusulfuron-methyl	µg/l					<0.01	-	-	-	-	-	-	<0.01	-	-	-	-	-
	Triforine	µg/l					<0.05	-	-	-	-	-	-	<0.05	-	-	-	-	-
	Triticonazole	µg/l					<0.01	-	-	-	-	-	-	<0.01	-	-	-	-	-
	Desmetryn	mg/L					<0.00001	-	-	-	-	-	-	<0.00001	-	-	-	-	-
	Simetryn	mg/L					<0.00001	-	-	-	-	-	-	<0.00001	-	-	-	-	-
	Clothianidin	µg/L					<0.01	-	-	-	-	-	-	<0.01	-	-	-	-	-
	Cymoxanil	µg/L					<0.05	-	-	-	-	-	-	<0.05	-	-	-	-	-
	Fluazifop-butyl	µg/L					<0.02	-	-	-	-	-	-	<0.02	-	-	-	-	-
	Imazamethabenz-methyl	µg/L					<0.01	-	-	-	-	-	-	<0.01	-	-	-	-	-
	Mesosulfuron-methyl	µg/L					<0.02	-	-	-	-	-	-	<0.02	-	-	-	-	-
	Metamitron	µg/L					<0.03	-	-	-	-	-	-	<0.03	-	-	-	-	-
	Metobromuron	µg/L					<0.03	-	-	-	-	-	-	<0.03	-	-	-	-	-
	Monuron	µg/L					<0.02	-	-	-	-	-	-	<0.02	-	-	-	-	-
	Secbumeton	µg/L					<0.01	-	-	-	-	-	-	<0.01	-	-	-	-	-
	Spiroxamine	µg/L					<0.01	-	-	-	-	-	-	<0.01	-	-	-	-	-
	Clomazon	µg/L					<0.01	-	-	-	-	-	-	<0.01	-	-	-	-	-
	Metazachlor	µg/L	0.01				<0.01	-	-	-	-	-	-	<0.01	-	-	-	-	-
	Methabenzthiazuran	µg/L					<0.01	-	-	-	-	-	-	<0.01	-	-	-	-	-
	Iprovalicarb	µg/L					<0.01	-	-	-	-	-	-	<0.01	-	-	-	-	-
	Chloroxuron	µg/L					<0.01	-	-	-	-	-	-	<0.01	-	-	-	-	-
	Neburon	µg/L					<0.01	-	-	-	-	-	-	<0.01	-	-	-	-	-

						Location	BH05001	BH05001	BH05001	BH05001	BH05001	BH05001	BH05001	BH05002	BH05002	BH05002	BH05002	BH05002	BH05002
						Sampled_Date_Time	25/02/2020	06/04/2020	22/04/2020	27/05/2020	17/06/2020	05/08/2020	25/09/2020	20/11/2019	29/01/2020	24/02/2020	31/03/2020	23/04/2020	22/05/2020
						Sample_Depth_Avg	16	16	16	16	17.5	2.85	0.65	1.7	1.54	9	3.5	9	9
						Project_ID	LTC - Phase 2 LTM	LTC - Phase 2 LTM	LTC - Phase 2 LTM	LTC - Phase 2 LTM	LTC - Phase 2 LTM	LTC - Phase 2 LTM	LTC - Phase 2 LTM	LTC - Phase 2	LTC - Phase 2	LTC - Phase 2 LTM	LTC - Phase 2 LTM	LTC - Phase 2 LTM	LTC - Phase 2 LTM
				UK Drinking Water Standards	UK Estuaries and coastal waters EQS	UK Freshwater EQS													
Chem_Group	**Analyte**	**Units**	**MDL**																
	Metribuzin	µg/L					<0.03	-	-	-	-	-	-	<0.03	-	-	-	-	-
	2,3,6-Trichlorobenzoic Acid (Tba)	µg/L					<0.1	-	-	-	-	-	-	<1	-	-	-	-	-
	2,4,5-Trichlorophenoxy Acetic Acid	µg/L					<0.01	-	-	-	-	-	-	<0.01	-	-	-	-	-
	2,4,5-TP (Silvex)	µg/L					<0.01	-	-	-	-	-	-	<0.01	-	-	-	-	-
	Pyrimethanil	µg/L					<0.02	-	-	-	-	-	-	<0.02	-	-	-	-	-
	Hedonal	µg/L			0.3[#2]	0.3[#2]	<0.01	-	-	-	-	-	-	<0.01	-	-	-	-	-
	2,4-DDT	µg/L	0.01		0.00625[#42]	0.00625[#42]	<0.01	-	-	-	-	-	-	<0.01	-	-	-	-	-
	Propachlor	µg/L	0.01				<0.01	-	-	-	-	-	-	<0.01	-	-	-	-	-
	Propamocarb	µg/L					<0.03	-	-	-	-	-	-	<0.03	-	-	-	-	-
	2,4-Dichlorprop	µg/L					<0.01	-	-	-	-	-	-	<0.01	-	-	-	-	-
	3-Hydroxy Carbofuran	µg/L					<0.01	-	-	-	-	-	-	<0.01	-	-	-	-	-
	4-(2,4-Dichlorophenoxy)butyric Acid (2,4-DB)	µg/L					<0.02	-	-	-	-	-	-	<0.02	-	-	-	-	-
	4,4-DDE	µg/L	0.01		0.00625[#42]	0.00625[#42]	<0.01	-	-	-	-	-	-	<0.01	-	-	-	-	-
	4-Bromo-3,5-dimethylphenyl-N-methylcarbamate	µg/L					<0.02	-	-	-	-	-	-	<0.02	-	-	-	-	-
	a-BHC	µg/L	0.01				<0.01	-	-	-	-	-	-	<0.01	-	-	-	-	-
	Acetochlor	µg/L					<0.03	-	-	-	-	-	-	<0.03	-	-	-	-	-
	Aldicarb	µg/L					<0.05	-	-	-	-	-	-	<0.05	-	-	-	-	-
	Aldicarb sulfone	µg/L					<0.01	-	-	-	-	-	-	<0.01	-	-	-	-	-
	Aldrin	µg/L	0.01	0.03[#1]	0.00125[#43]	0.0025[#44]	<0.01	-	-	-	-	-	-	<0.01	-	-	-	-	-
	Ametryn	µg/L					<0.01	-	-	-	-	-	-	<0.01	-	-	-	-	-
	Amidosulfuron	µg/L					<0.02	-	-	-	-	-	-	<0.02	-	-	-	-	-
	Acetamiprid	µg/L					<0.01	-	-	-	-	-	-	<0.01	-	-	-	-	-
	Aclonifen	µg/L					<0.03	-	-	-	-	-	-	<0.03	-	-	-	-	-
	Actril (Ioxynil)	µg/L			10[#4]	10[#4]	<0.01	-	-	-	-	-	-	<0.01	-	-	-	-	-
	Atraton	µg/L					<0.01	-	-	-	-	-	-	<0.01	-	-	-	-	-
	Atrazine	µg/L	0.01		0.6[#2]	0.6[#2]	<0.01 - 0.0418	-	-	-	-	-	-	<0.01	-	-	-	-	-
	Azinophos methyl	µg/L	0.02		0.01[#8]	0.01[#8]	<0.04	-	-	-	-	-	-	<0.02	-	-	-	-	-

						Location	BH05001	BH05001	BH05001	BH05001	BH05001	BH05001	BH05001	BH05002	BH05002	BH05002	BH05002	BH05002	BH05002
						Sampled_Date_Time	25/02/2020	06/04/2020	22/04/2020	27/05/2020	17/06/2020	05/08/2020	25/09/2020	20/11/2019	29/01/2020	24/02/2020	31/03/2020	23/04/2020	22/05/2020
						Sample_Depth_Avg	16	16	16	16	17.5	2.85	0.65	1.7	1.54	9	3.5	9	9
						Project_ID	LTC - Phase 2 LTM	LTC - Phase 2 LTM	LTC - Phase 2 LTM	LTC - Phase 2 LTM	LTC - Phase 2 LTM	LTC - Phase 2 LTM	LTC - Phase 2 LTM	LTC - Phase 2	LTC - Phase 2	LTC - Phase 2 LTM	LTC - Phase 2 LTM	LTC - Phase 2 LTM	LTC - Phase 2 LTM
				UK Drinking Water Standards	UK Estuaries and coastal waters EQS	UK Freshwater EQS													
Chem_Group	**Analyte**	**Units**	**MDL**																
	Baygon	µg/L					<0.01	-	-	-	-	-	-	<0.01	-	-	-	-	-
	b-BHC	µg/L	0.01				<0.01	-	-	-	-	-	-	<0.01	-	-	-	-	-
	Benazolin	µg/L					<0.05	-	-	-	-	-	-	<0.05	-	-	-	-	-
	Bendiocarb	µg/L					<0.01	-	-	-	-	-	-	<0.01	-	-	-	-	-
	Bentazone	µg/L			500[#4]	500[#4]	<0.01	-	-	-	-	-	-	<0.01	-	-	-	-	-
	Bidrin	µg/L					<0.01	-	-	-	-	-	-	<0.01	-	-	-	-	-
	Bromacil	µg/L					<0.01	-	-	-	-	-	-	<0.01	-	-	-	-	-
	Bromazil	µg/L					<0.03	-	-	-	-	-	-	<0.03	-	-	-	-	-
	Bromophos-ethyl	µg/L					<0.03	-	-	-	-	-	-	<0.03	-	-	-	-	-
	Bromoxynil	µg/L			100[#4]	100[#4]	<0.01	-	-	-	-	-	-	<0.01	-	-	-	-	-
	Carbaryl	µg/L					<0.01	-	-	-	-	-	-	<0.01	-	-	-	-	-
	Carbendazim	µg/L				0.15[#4]	<0.01	-	-	-	-	-	-	<0.01	-	-	-	-	-
	Carbetamide	µg/L					<0.01	-	-	-	-	-	-	<0.01	-	-	-	-	-
	Carbofuran	µg/L					<0.01	-	-	-	-	-	-	<0.01	-	-	-	-	-
	Carbophenothion	µg/L	0.01				<0.01	-	-	-	-	-	-	-	-	-	-	-	-
	Carboxin	µg/L					<0.02	-	-	-	-	-	-	<0.02	-	-	-	-	-
	Chlorbromuron	µg/L					<0.01	-	-	-	-	-	-	<0.01	-	-	-	-	-
	Chlordane (cis)	µg/L	0.01				<0.01	-	-	-	-	-	-	<0.01	-	-	-	-	-
	Azinphos Ethyl	µg/L	0.02				<0.02	-	-	-	-	-	-	<0.04	-	-	-	-	-
	Chlordane (trans)	µg/L	0.01				<0.01	-	-	-	-	-	-	<0.01	-	-	-	-	-
	Chlorfenvinphos	µg/L	0.01		0.1[#2]	0.1[#2]	<0.01	-	-	-	-	-	-	<0.01	-	-	-	-	-
	Chloridazon	µg/L					<0.01	-	-	-	-	-	-	<0.01	-	-	-	-	-
	Chlorotoluron	µg/L			2[#4]	2[#4]	<0.01	-	-	-	-	-	-	<0.01	-	-	-	-	-
	Chlorpyrifos	µg/L	0.01		0.03[#2]		<0.005	-	-	-	-	-	-	<0.005	-	-	-	-	-
	Chlorpyrifos-methyl	µg/L	0.01				<0.01	-	-	-	-	-	-	<0.01	-	-	-	-	-
	Chlorsulfuron	µg/L					<0.01	-	-	-	-	-	-	-	-	-	-	-	-
	Clopyralid	µg/L					<0.03	-	-	-	-	-	-	<0.03	-	-	-	-	-

						Location	BH05001	BH05001	BH05001	BH05001	BH05001	BH05001	BH05001	BH05002	BH05002	BH05002	BH05002	BH05002	BH05002
						Sampled_Date_Time	25/02/2020	06/04/2020	22/04/2020	27/05/2020	17/06/2020	05/08/2020	25/09/2020	20/11/2019	29/01/2020	24/02/2020	31/03/2020	23/04/2020	22/05/2020
						Sample_Depth_Avg	16	16	16	16	17.5	2.85	0.65	1.7	1.54	9	3.5	9	9
						Project_ID	LTC - Phase 2 LTM	LTC - Phase 2 LTM	LTC - Phase 2 LTM	LTC - Phase 2 LTM	LTC - Phase 2 LTM	LTC - Phase 2 LTM	LTC - Phase 2 LTM	LTC - Phase 2	LTC - Phase 2	LTC - Phase 2 LTM	LTC - Phase 2 LTM	LTC - Phase 2 LTM	LTC - Phase 2 LTM
				UK Drinking Water Standards	UK Estuaries and coastal waters EQS	UK Freshwater EQS													
Chem_Group	**Analyte**	**Units**	**MDL**																
	Coumaphos	µg/L	0.01		0.03[#4]	0.03[#4]	<0.01	-	-	-	-	-	-	<0.01	-	-	-	-	-
	Cyanazine	µg/L	0.01				<0.01	-	-	-	-	-	-	<0.01	-	-	-	-	-
	Cyproconazole	µg/L					<0.01	-	-	-	-	-	-	<0.01	-	-	-	-	-
	Cyromazine	µg/L					<0.05	-	-	-	-	-	-	<0.05	-	-	-	-	-
	d-BHC	µg/L	0.01				<0.01	-	-	-	-	-	-	<0.01	-	-	-	-	-
	DDD	µg/L	0.01		0.00625[#42]	0.00625[#42]	<0.01	-	-	-	-	-	-	<0.01	-	-	-	-	-
	DDT	µg/L	0.01		0.01[#45]	0.01[#45]	<0.02	-	-	-	-	-	-	<0.01	-	-	-	-	-
	Deisopropylatrazine	µg/L					<0.01	-	-	-	-	-	-	<0.01	-	-	-	-	-
	Chlorothalonil	µg/L	0.01			0.035[#2]	<0.01	-	-	-	-	-	-	<0.01	-	-	-	-	-
	Deethylatrazine	µg/L					0.053	-	-	-	-	-	-	<0.01	-	-	-	-	-
	Demeton-S-methyl	µg/L	0.01				<0.01	-	-	-	-	-	-	-	-	-	-	-	-
	Diazinon	µg/L	0.01		0.01[#2]	0.01[#2]	<0.01	-	-	-	-	-	-	<0.01	-	-	-	-	-
	Dicamba	µg/L					<0.03	-	-	-	-	-	-	<0.03	-	-	-	-	-
	Dichlobenil	µg/L	0.01				<0.01	-	-	-	-	-	-	-	-	-	-	-	-
	Dichlorvos	µg/L	0.01		0.04[#4]	0.001[#4]	<0.01	-	-	-	-	-	-	<0.01	-	-	-	-	-
	Diclofop	µg/L					<0.02	-	-	-	-	-	-	<0.02	-	-	-	-	-
	Dieldrin	µg/L	0.01	0.03[#1]	0.00125[#43]	0.0025[#44]	<0.01	-	-	-	-	-	-	<0.01	-	-	-	-	-
	Difenoconazole	µg/L					<0.02	-	-	-	-	-	-	<0.02	-	-	-	-	-
	Difenoxuron	µg/L					<0.02	-	-	-	-	-	-	<0.02	-	-	-	-	-
	Diflubenzuron	µg/L			0.005[#4]	0.001[#4]	<0.02	-	-	-	-	-	-	<0.02	-	-	-	-	-
	Diflufenican	µg/L					<0.01	-	-	-	-	-	-	<0.01	-	-	-	-	-
	Dimethoate	µg/L	0.01		0.48[#2]	0.48[#2]	<0.01	-	-	-	-	-	-	<0.01	-	-	-	-	-
	Dinoseb	µg/L					<0.02	-	-	-	-	-	-	<0.02	-	-	-	-	-
	Disulfoton	µg/L	0.01				<0.01	-	-	-	-	-	-	-	-	-	-	-	-
	Diuron	µg/L			0.2[#2]	0.2[#2]	<0.01	-	-	-	-	-	-	<0.01	-	-	-	-	-
	Endosulfan I	µg/L	0.01				<0.01	-	-	-	-	-	-	<0.01	-	-	-	-	-
	Endosulfan II	µg/L	0.02				<0.02	-	-	-	-	-	-	<0.02	-	-	-	-	-

						Location	BH05001	BH05001	BH05001	BH05001	BH05001	BH05001	BH05001	BH05002	BH05002	BH05002	BH05002	BH05002	BH05002
						Sampled_Date_Time	25/02/2020	06/04/2020	22/04/2020	27/05/2020	17/06/2020	05/08/2020	25/09/2020	20/11/2019	29/01/2020	24/02/2020	31/03/2020	23/04/2020	22/05/2020
						Sample_Depth_Avg	16	16	16	16	17.5	2.85	0.65	1.7	1.54	9	3.5	9	9
						Project_ID	LTC - Phase 2 LTM	LTC - Phase 2 LTM	LTC - Phase 2 LTM	LTC - Phase 2 LTM	LTC - Phase 2 LTM	LTC - Phase 2 LTM	LTC - Phase 2 LTM	LTC - Phase 2	LTC - Phase 2	LTC - Phase 2 LTM	LTC - Phase 2 LTM	LTC - Phase 2 LTM	LTC - Phase 2 LTM
				UK Drinking Water Standards	UK Estuaries and coastal waters EQS	UK Freshwater EQS													
Chem_Group	**Analyte**	**Units**	**MDL**																
	Endosulfan sulphate	µg/L	0.02				<0.02	-	-	-	-	-	-	-	-	-	-	-	-
	Endrin	µg/L	0.01		0.00125[#43]	0.0025[#44]	<0.01	-	-	-	-	-	-	<0.01	-	-	-	-	-
	s-Ethyl dipropylthiocarbamate	µg/L					<0.02	-	-	-	-	-	-	<0.02	-	-	-	-	-
	Ethiofencarb	µg/L					<0.02	-	-	-	-	-	-	<0.02	-	-	-	-	-
	Ethion	µg/L	0.01				<0.01	-	-	-	-	-	-	<0.02	-	-	-	-	-
	Ethoprop	µg/L					<0.02	-	-	-	-	-	-	<0.02	-	-	-	-	-
	Ethofumesate	µg/L					<0.01	-	-	-	-	-	-	<0.01	-	-	-	-	-
	Etridiazole	µg/L	0.01				<0.01	-	-	-	-	-	-	<0.01	-	-	-	-	-
	Fenamiphos	µg/L					<0.02	-	-	-	-	-	-	<0.02	-	-	-	-	-
	Fenarimol	µg/L					<0.03	-	-	-	-	-	-	<0.03	-	-	-	-	-
	Fenitrothion	µg/L	0.01		0.01[#4]	0.01[#4]	<0.01	-	-	-	-	-	-	<0.01	-	-	-	-	-
	Fensulfothion	µg/L					<0.02	-	-	-	-	-	-	<0.02	-	-	-	-	-
	Fenhexamid	µg/L					<0.03	-	-	-	-	-	-	<0.03	-	-	-	-	-
	Fenoxycarb	µg/L					<0.02	-	-	-	-	-	-	<0.02	-	-	-	-	-
	Fenthion	µg/L	0.01				<0.01	-	-	-	-	-	-	<0.01	-	-	-	-	-
	Fenpropimorf	µg/L					<0.01	-	-	-	-	-	-	<0.01	-	-	-	-	-
	Fluroxypyr	µg/L					<0.02	-	-	-	-	-	-	<0.02	-	-	-	-	-
	Flutolanil	µg/L					<0.02	-	-	-	-	-	-	<0.02	-	-	-	-	-
	Fonofos	µg/L					<0.05	-	-	-	-	-	-	<0.05	-	-	-	-	-
	EPTC	µg/L												-	-				
	g-BHC (Lindane)	µg/L	0.01				<0.01	-	-	-	-	-	-	<0.01	-	-	-	-	-
	Haloxyfop-methyl	µg/L					<0.03	-	-	-	-	-	-	<0.03	-	-	-	-	-
	Thifensulfuron	µg/L					<0.01	-	-	-	-	-	-	<0.01	-	-	-	-	-
	Heptachlor	µg/L	0.01	0.03[#1]			<0.01	-	-	-	-	-	-	<0.01	-	-	-	-	-
	Hexaconazole	µg/L					<0.02	-	-	-	-	-	-	<0.02	-	-	-	-	-
	Hexazinone	µg/L					<0.01	-	-	-	-	-	-	<0.01	-	-	-	-	-
	Hydroxyatrazine	µg/L					<0.01	-	-	-	-	-	-	0.035	-	-	-	-	-

						Location	BH05001	BH05001	BH05001	BH05001	BH05001	BH05001	BH05001	BH05002	BH05002	BH05002	BH05002	BH05002	BH05002
						Sampled_Date_Time	25/02/2020	06/04/2020	22/04/2020	27/05/2020	17/06/2020	05/08/2020	25/09/2020	20/11/2019	29/01/2020	24/02/2020	31/03/2020	23/04/2020	22/05/2020
						Sample_Depth_Avg	16	16	16	16	17.5	2.85	0.65	1.7	1.54	9	3.5	9	9
						Project_ID	LTC - Phase 2 LTM	LTC - Phase 2 LTM	LTC - Phase 2 LTM	LTC - Phase 2 LTM	LTC - Phase 2 LTM	LTC - Phase 2 LTM	LTC - Phase 2 LTM	LTC - Phase 2	LTC - Phase 2	LTC - Phase 2 LTM	LTC - Phase 2 LTM	LTC - Phase 2 LTM	LTC - Phase 2 LTM
				UK Drinking Water Standards	UK Estuaries and coastal waters EQS	UK Freshwater EQS													
Chem_Group	**Analyte**	**Units**	**MDL**																
	Iprodione	µg/L					<0.03	-	-	-	-	-	-	<0.03	-	-	-	-	-
	Isodrin	µg/L	0.01		0.00125[#43]	0.0025[#44]	<0.01	-	-	-	-	-	-	<0.01	-	-	-	-	-
	Isoproturon	µg/L			0.3[#2]	0.3[#2]	<0.01	-	-	-	-	-	-	<0.01	-	-	-	-	-
	Linuron	µg/L			0.5[#2]	0.5[#2]	<0.02	-	-	-	-	-	-	<0.02	-	-	-	-	-
	Malathion	µg/L	0.01		0.02[#4]	0.01[#4]	<0.01	-	-	-	-	-	-	<0.01	-	-	-	-	-
	2-Methyl-4-chlorophenoxyacetic acid	µg/L					<0.01	-	-	-	-	-	-	<0.01	-	-	-	-	-
	2-Methyl-4-Chlorophenoxy Butanoic Acid	µg/L					<0.02	-	-	-	-	-	-	<0.02	-	-	-	-	-
	Mecoprop	µg/L			18[#2]	18[#2]	<0.01	-	-	-	-	-	-	<0.01	-	-	-	-	-
	Mefenpyr-diethyl	µg/L					<0.02	-	-	-	-	-	-	<0.02	-	-	-	-	-
	Metachlor	µg/L	0.01		0.3[#2]	0.3[#2]	<0.01	-	-	-	-	-	-	<0.01	-	-	-	-	-
	Metalaxyl	µg/L					<0.01	-	-	-	-	-	-	<0.01	-	-	-	-	-
	Methamidophos	µg/L					<0.01	-	-	-	-	-	-	<0.01	-	-	-	-	-
	Methidathion	µg/L					<0.01	-	-	-	-	-	-	<0.01	-	-	-	-	-
	Methiocarb	µg/L				0.01[#4]	<0.01	-	-	-	-	-	-	<0.01	-	-	-	-	-
	Methomyl	µg/L					<0.01	-	-	-	-	-	-	<0.01	-	-	-	-	-
	Methoxychlor	µg/L	0.01				<0.02	-	-	-	-	-	-	<0.01	-	-	-	-	-
	Methoxyfenozide	µg/L					<0.03	-	-	-	-	-	-	<0.03	-	-	-	-	-
	Methyl parathion	µg/L	0.01				<0.01	-	-	-	-	-	-	<0.01	-	-	-	-	-
	Metolachlor	µg/L					<0.01	-	-	-	-	-	-	<0.01	-	-	-	-	-
	Metoxuron	µg/L					<0.01	-	-	-	-	-	-	<0.01	-	-	-	-	-
	Metsulfuron Methyl	µg/L					<0.01	-	-	-	-	-	-	<0.01	-	-	-	-	-
	Mevinphos (Phosdrin)	µg/L	0.01			0.02(MAC)[#46]	<0.01	-	-	-	-	-	-	<0.01	-	-	-	-	-
	Molinate	µg/L					<0.01	-	-	-	-	-	-	<0.01	-	-	-	-	-
	Monlinuran	µg/L					<0.02	-	-	-	-	-	-	<0.02	-	-	-	-	-
	Monocrotophos	µg/L					<0.01	-	-	-	-	-	-	<0.01	-	-	-	-	-
	Napropamide	µg/L					<0.01	-	-	-	-	-	-	<0.01	-	-	-	-	-
	Flusilazole (NuStar)	µg/L					<0.01	-	-	-	-	-	-	<0.01	-	-	-	-	-

						Location	BH05001	BH05001	BH05001	BH05001	BH05001	BH05001	BH05001	BH05002	BH05002	BH05002	BH05002	BH05002	BH05002
						Sampled_Date_Time	25/02/2020	06/04/2020	22/04/2020	27/05/2020	17/06/2020	05/08/2020	25/09/2020	20/11/2019	29/01/2020	24/02/2020	31/03/2020	23/04/2020	22/05/2020
						Sample_Depth_Avg	16	16	16	16	17.5	2.85	0.65	1.7	1.54	9	3.5	9	9
						Project_ID	LTC - Phase 2 LTM	LTC - Phase 2 LTM	LTC - Phase 2 LTM	LTC - Phase 2 LTM	LTC - Phase 2 LTM	LTC - Phase 2 LTM	LTC - Phase 2 LTM	LTC - Phase 2	LTC - Phase 2	LTC - Phase 2 LTM	LTC - Phase 2 LTM	LTC - Phase 2 LTM	LTC - Phase 2 LTM
				UK Drinking Water Standards	UK Estuaries and coastal waters EQS	UK Freshwater EQS													
Chem_Group	**Analyte**	**Units**	**MDL**																
	o,p-DDD	µg/L	0.01				<0.01	-	-	-	-	-	-	<0.01	-	-	-	-	-
	o,p'-DDE	µg/L	0.01				<0.01	-	-	-	-	-	-	<0.01	-	-	-	-	-
	o,p-Methoxychlor	µg/L	0.01				<0.01	-	-	-	-	-	-	-	-	-	-	-	-
	Omethoate	µg/L	0.01			0.01[#4]	<0.01	-	-	-	-	-	-	<0.01	-	-	-	-	-
	Oxamyl	µg/L					<0.01	-	-	-	-	-	-	<0.01	-	-	-	-	-
	Paclobutrazol	µg/L					<0.02	-	-	-	-	-	-	<0.02	-	-	-	-	-
	Methyl Paraoxon	µg/L					<0.02	-	-	-	-	-	-	<0.02	-	-	-	-	-
	Parathion	µg/L	0.01				<0.01	-	-	-	-	-	-	<0.01	-	-	-	-	-
	Pendimethalin	µg/L	0.01			0.3[#2]	<0.01	-	-	-	-	-	-	<0.01	-	-	-	-	-
	Imidacloprid	µg/L					<0.01	-	-	-	-	-	-	<0.01	-	-	-	-	-
	Permethrin	µg/L	0.01		0.0002[#4]	0.001[#4]	<0.01	-	-	-	-	-	-	-	-	-	-	-	-
	Permethrin II	µg/L	0.01				<0.01	-	-	-	-	-	-	-	-	-	-	-	-
	Phorate	µg/L	0.01				<0.01	-	-	-	-	-	-	<0.01	-	-	-	-	-
	Phosmet	µg/L					<0.05	-	-	-	-	-	-	<0.05	-	-	-	-	-
	Lenacil	µg/L					<0.03	-	-	-	-	-	-	<0.03	-	-	-	-	-
	Picloram	µg/L					<0.02	-	-	-	-	-	-	<0.02	-	-	-	-	-
	Picoxystrobin	µg/L					<0.01	-	-	-	-	-	-	<0.01	-	-	-	-	-
	Pirimicarb	µg/L			1[#4]	1[#4]	<0.01	-	-	-	-	-	-	<0.01	-	-	-	-	-
	Pirimiphos-methyl	µg/L	0.01		0.015[#4]	0.015[#4]	<0.01	-	-	-	-	-	-	<0.01	-	-	-	-	-
	Pirimphos-ethyl	µg/L					<0.02	-	-	-	-	-	-	<0.02	-	-	-	-	-
	Prochloraz	µg/L			4[#4]	4[#4]	<0.02	-	-	-	-	-	-	<0.02	-	-	-	-	-
	Profenofos	µg/L					<0.01	-	-	-	-	-	-	<0.01	-	-	-	-	-
	Promecarb	µg/L					<0.01	-	-	-	-	-	-	<0.01	-	-	-	-	-
	Prometon	µg/L					<0.02	-	-	-	-	-	-	<0.02	-	-	-	-	-
	Prometryn	µg/L	0.01				<0.01	-	-	-	-	-	-	<0.01	-	-	-	-	-
	Pronamide	µg/L	0.01		100[#4]	100[#4]	<0.01	-	-	-	-	-	-	<0.01	-	-	-	-	-
	Propanil	µg/L					<0.03	-	-	-	-	-	-	<0.03	-	-	-	-	-

						Location	BH05001	BH05001	BH05001	BH05001	BH05001	BH05001	BH05001	BH05002	BH05002	BH05002	BH05002	BH05002	BH05002
						Sampled_Date_Time	25/02/2020	06/04/2020	22/04/2020	27/05/2020	17/06/2020	05/08/2020	25/09/2020	20/11/2019	29/01/2020	24/02/2020	31/03/2020	23/04/2020	22/05/2020
						Sample_Depth_Avg	16	16	16	16	17.5	2.85	0.65	1.7	1.54	9	3.5	9	9
						Project_ID	LTC - Phase 2 LTM	LTC - Phase 2 LTM	LTC - Phase 2 LTM	LTC - Phase 2 LTM	LTC - Phase 2 LTM	LTC - Phase 2 LTM	LTC - Phase 2 LTM	LTC - Phase 2	LTC - Phase 2	LTC - Phase 2 LTM	LTC - Phase 2 LTM	LTC - Phase 2 LTM	LTC - Phase 2 LTM
				UK Drinking Water Standards	UK Estuaries and coastal waters EQS	UK Freshwater EQS													
Chem_Group	**Analyte**	**Units**	**MDL**																
	Propazine	µg/L	0.01				<0.01	-	-	-	-	-	-	<0.01	-	-	-	-	-
	Propham	µg/L					<0.05	-	-	-	-	-	-	<0.05	-	-	-	-	-
	Propiconazole	µg/L					<0.01	-	-	-	-	-	-	0.012	-	-	-	-	-
	Propoxycarbazone-sodium	µg/L					<0.01	-	-	-	-	-	-	<0.01	-	-	-	-	-
	Pursuit	µg/L					<0.01	-	-	-	-	-	-	<0.01	-	-	-	-	-
	Pyriproxyfen	µg/L					<0.03	-	-	-	-	-	-	<0.03	-	-	-	-	-
	Quinclorac	µg/L					<0.02	-	-	-	-	-	-	<0.02	-	-	-	-	-
	Quinoxyfen	µg/L					<0.04	-	-	-	-	-	-	<0.04	-	-	-	-	-
	Savey	µg/L					<0.02	-	-	-	-	-	-	<0.02	-	-	-	-	-
	Sethoxydim	µg/L					<0.02	-	-	-	-	-	-	<0.02	-	-	-	-	-
	Simazine	µg/L	0.01		1[#2]	1[#2]	<0.01 - 0.0234	-	-	-	-	-	-	<0.01	-	-	-	-	-
	Tebuthiuron	µg/L					<0.02	-	-	-	-	-	-	<0.02	-	-	-	-	-
	Terbutryn	µg/L	0.01				<0.01	-	-	-	-	-	-	<0.01	-	-	-	-	-
	Terbuthylazine	µg/L					<0.01	-	-	-	-	-	-	-	-	-	-	-	-
	Terbutylazine	µg/L												<0.01	-				
	Phosalone	µg/L	0.01				<0.01	-	-	-	-	-	-	<0.01	-	-	-	-	-
	Phosphamidon	µg/L	0.01				<0.01	-	-	-	-	-	-	<0.01	-	-	-	-	-
	Thiobencarb	µg/L					<0.01	-	-	-	-	-	-	<0.01	-	-	-	-	-
	Thiophanate-methyl	µg/L					<0.03	-	-	-	-	-	-	<0.03	-	-	-	-	-
	Triadimefon	µg/L	0.01				<0.01	-	-	-	-	-	-	<0.01	-	-	-	-	-
	Triadimenol	µg/L					<0.01	-	-	-	-	-	-	<0.01	-	-	-	-	-
	Triallate	µg/L	0.01		0.25[#4]	0.25[#4]	<0.01	-	-	-	-	-	-	<0.05	-	-	-	-	-
	Triasulfuron	µg/L					<0.02	-	-	-	-	-	-	<0.02	-	-	-	-	-
	Tributyl phosphate	µg/L	0.01		50[#4]	50[#4]	-	-	-	-	-	-	-	<0.01	-	-	-	-	-
	Triclopyr	µg/L					<0.03	-	-	-	-	-	-	<0.03	-	-	-	-	-
	Triclosan	µg/L					<0.05	-	-	-	-	-	-	<0.5	-	-	-	-	-
	Trifluralin	µg/L	0.01		0.03[#2]	0.03[#2]	<0.01	-	-	-	-	-	-	<0.01	-	-	-	-	-

						Location	BH05001	BH05001	BH05001	BH05001	BH05001	BH05001	BH05001	BH05002	BH05002	BH05002	BH05002	BH05002	BH05002
						Sampled_Date_Time	25/02/2020	06/04/2020	22/04/2020	27/05/2020	17/06/2020	05/08/2020	25/09/2020	20/11/2019	29/01/2020	24/02/2020	31/03/2020	23/04/2020	22/05/2020
						Sample_Depth_Avg	16	16	16	16	17.5	2.85	0.65	1.7	1.54	9	3.5	9	9
						Project_ID	LTC - Phase 2 LTM	LTC - Phase 2 LTM	LTC - Phase 2 LTM	LTC - Phase 2 LTM	LTC - Phase 2 LTM	LTC - Phase 2 LTM	LTC - Phase 2 LTM	LTC - Phase 2	LTC - Phase 2	LTC - Phase 2 LTM	LTC - Phase 2 LTM	LTC - Phase 2 LTM	LTC - Phase 2 LTM
				UK Drinking Water Standards	UK Estuaries and coastal waters EQS	UK Freshwater EQS													
Chem_Group	**Analyte**	**Units**	**MDL**																
	Tebuconazole	µg/L					<0.01	-	-	-	-	-	-	<0.01	-	-	-	-	-
	Telodrin	µg/L	0.01				<0.01	-	-	-	-	-	-	<0.01	-	-	-	-	-
	Triazophos	µg/L	0.01		0.005[#4]	0.005[#4]	<0.01	-	-	-	-	-	-	<0.02	-	-	-	-	-
	Tricyclazole	µg/L					<0.01	-	-	-	-	-	-	<0.01	-	-	-	-	-
Surrogate	Surrogate Value	%					-	-	-	-	-	-	-	-	-	-	-	-	-
SVOC TIC	SVOC TICS - Detect	Detect					-	-	-	-	-	-	-	0	-	-	-	-	-
	SVOC Tentatively Identified Compounds	µg/L	10				-	-	-	-	-	-	-	<40	-	-	-	-	-
VOC TIC	VOC TICs - Detect	Detect					-	-	-	-	-	-	-	-	-	-	-	-	-
	VOC Tentatively Identified Compounds	µg/l	10				-	-	-	-	-	-	-	-	-	-	-	-	-
Other	Biochemical Oxygen Demand (5-day test)	µg/L	1000				-	-	-	-	-	-	<1000	-	-	-	-	-	-
	Redox	mV					-	-	-	-	-	-	-	-	-	-	-	-	-
	Salinity (no units)	PSS-78												15.9	15.5				
	Conductivity @ 20oC	µS/cm	5				666	735	681	720	705	737	728	23,300	22,800	22,400	25,000	25,700	25,000
	Total Dissolved Solids (Filtered)	mg/L	10				507	451	518	529	496	607	497	17,800	17,700	18,600	20,900	19,700	18,800
	Biological Oxygen Demand	mg/L	1				<1	<1	<1	<1	<1	<1	-	<1.67	2.38	1.89	<5	2.83	2.63
	Chemical Oxygen Demand	mg/L	7				7.1	<7	15.8	<7	<7	8.13	10.3	448	248	448	416	326	442
	Dissolved Organic Carbon (Filtered)	µg/L	3000				<3000	<3000	<3000	<3000	<3000	<3000	<3000	42,000	41,300	40,900	38,900	43,200	37,700
	pH (Lab)	pH_Units	1	6.5-9.5[#1]	6-8.5(MAC)[#46]	6-9(MAC)[#46]	7.86	7.33	7.44	7.91	7.39	7.29	7.51	7.53	7.95	7.34	6.87	7	7.13
	Total Organic Carbon	mg/l	3											-	-				

Environmental Standards Comments

						Location	BH05001	BH05001	BH05001	BH05001	BH05001	BH05001	BH05001	BH05002	BH05002	BH05002	BH05002	BH05002	BH05002
						Sampled_Date_Time	25/02/2020	06/04/2020	22/04/2020	27/05/2020	17/06/2020	05/08/2020	25/09/2020	20/11/2019	29/01/2020	24/02/2020	31/03/2020	23/04/2020	22/05/2020
						Sample_Depth_Avg	16	16	16	16	17.5	2.85	0.65	1.7	1.54	9	3.5	9	9
						Project_ID	LTC - Phase 2 LTM	LTC - Phase 2 LTM	LTC - Phase 2 LTM	LTC - Phase 2 LTM	LTC - Phase 2 LTM	LTC - Phase 2 LTM	LTC - Phase 2 LTM	LTC - Phase 2	LTC - Phase 2	LTC - Phase 2 LTM	LTC - Phase 2 LTM	LTC - Phase 2 LTM	LTC - Phase 2 LTM
				UK Drinking Water Standards	UK Estuaries and coastal waters EQS	UK Freshwater EQS													
Chem_Group	**Analyte**	**Units**	**MDL**																

#1:Water Supply (Water Quality) Regulations 2016.
#2:Water Framework Directive (Standards and Classification) Directions (England and Wales) 2015.
#3:Operational Targets and EQS. EA, April 2018
#4:Water Framework Directive (Standards & Classification) Directions (England & Wales) 2015. Dissolved fraction.
#5:Water Framework Directive (Standards & Classification) Directions (England & Wales) 2015. Dissolved fraction. Lowest criteria presented (<40mg/l of CaCO3). See 'further assessment' if criteria exceeded and hardness (CaCO3) data available.
#6:Water Framework Directive (Standards and Classification) Directions (England and Wales) 2015. Dissolved Fraction. If hexavalent chromium (CrVI) data is available, a value of 4.7µg/l may be appropriate for the remaining trivalent chromium (CrIII).
#7:Operational Targets and EQS. EA, April 2018. Dissolved fraction.
#8:Water Framework Directive (Standards and Classification) Directions (England and Wales) 2015. Dissolved Fraction. If DOC >1mg/l then a higher criteria applies [3.76+(2.677x((DOC/2)-0.5))]
#9:Water Framework Directive (Standards & Classification) Directions (England & Wales) 2015. Dissolved & bioavailable (bio) fraction plus background. M-BAT tool to assess: http://wfduk.org/resources/rivers-lakes-metal-bioavailability-assessment-tool-m-bat
#10:Water Framework Directive (Standards & Classification) Directions (England & Wales) 2015. Bioavailable (bio) fraction. M-BAT tool to assess: http://wfduk.org/resources/rivers-lakes-metal-bioavailability-assessment-tool-m-bat
#11:Water Framework Directive (Standards and Classification) Directions (England and Wales) 2015. Dissolved Fraction. MAC adopted in absence of AA value.
#12:Guidelines for Drinking-water Quality, 4th Edition. WHO, 2011. Informal value.
#13:Operational Targets and EQS. EA, April 2018.
#14:Operational Targets and EQS. EA, April 2018. Lowest criteria presented (<200mg/l CaCO3). See 'further assessment' values if criteria exceeded and hardness (CaCO3) data available.
#15:Guidelines for Drinking-water Quality, 4th Edition. WHO, 2011. Based on taste rather than a formal guideline.
#16:Operational Targets and EQS. EA, April 2018. Dissolved plus ambient background concentration. For saltwater, an Ambient Background Concentration of 1.1 µg/l has been used.
#17:Water Framework Directive (Standards and Classification) Directions (England and Wales) 2015. Indicator of 'good' status (90%ile) - Ammonia standard for lakes and rivers (total ammonia as nitrogen).
#18:Operational Targets and EQS. EA, April 2018. Dissolved fraction. Lowest criteria presented (<50 mg/l CaCO3). See 'further assessment' values if criteria exceeded and hardness (CaCO3) data available.
#19:Water Supply (Water Quality) Regulations 2016. As NO3.
#20:Water Supply (Water Quality) Regulations 2016. As NO2.

						Location	BH05001	BH05001	BH05001	BH05001	BH05001	BH05001	BH05001	BH05002	BH05002	BH05002	BH05002	BH05002	BH05002
						Sampled_Date_Time	25/02/2020	06/04/2020	22/04/2020	27/05/2020	17/06/2020	05/08/2020	25/09/2020	20/11/2019	29/01/2020	24/02/2020	31/03/2020	23/04/2020	22/05/2020
						Sample_Depth_Avg	16	16	16	16	17.5	2.85	0.65	1.7	1.54	9	3.5	9	9
						Project_ID	LTC - Phase 2 LTM	LTC - Phase 2 LTM	LTC - Phase 2 LTM	LTC - Phase 2 LTM	LTC - Phase 2 LTM	LTC - Phase 2 LTM	LTC - Phase 2 LTM	LTC - Phase 2	LTC - Phase 2	LTC - Phase 2 LTM	LTC - Phase 2 LTM	LTC - Phase 2 LTM	LTC - Phase 2 LTM
Chem_Group	**Analyte**	**Units**	**MDL**	UK Drinking Water Standards	UK Estuaries and coastal waters EQS	UK Freshwater EQS													

#21:Water Supply (Water Quality) Regulations 2016. As SO4.
#22:Water Supply (Water Quality) Regulations 2016. Value of 0.1µg/l for PAH split between four individual PAH. Requires summation of benzo(b)fluoranthene, benzo(k)fluoranthene, benzo(ghiperylene and indeno(123cd)pyrene to use 0.1µg/l value.
#23:Water Framework Directive (Standards and Classification) Directions (England and Wales) 2015. Benzo(a)pyrene can be considered as a marker for other PAH for comparison with the corresponding AA-EQS in water.
#24:No UK DWS for total petroleum hydrocarbons (TPH), or speciated TPH fractions. A value of 10 µg/l is adopted for sum TPH based on the rescinded Private Water Supply Regulations, 1991.
#25:No UK EQS for total petroleum hydrocarbons (TPH), or speciated TPH fractions. A value of 50 µg/l is adopted for sum TPH protection of surface water based on 50µg/l-1000µg/l (Surface Waters (Abstraction for Drinking Water) Regulations 1989).
#26:Guidelines for Drinking-water Quality, 4th Edition. WHO, 2011
#27:Proposed Environmental Quality Standard, in absence of legislative standard (Ayscough et al., 2002). https://assets.publishing.service.gov.uk/government/uploads/system/uploads/attachment_data/file/291223/sp2-115-tr4-e-e.pdf
#28:Guidelines for Drinking-water Quality, 4th Edition. WHO, 2011. Value of 500µg/l for sum xylenes split between isomers. Requires summation of m,p & o isomers to use 500µg/l value.
#29:Operational Targets and EQS. EA, April 2018. Value of 30µg/l for sum xylenes split between isomers. Requires summation of m,p & o isomers to use 30µg/l value.
#30:The taste and odour threshold of 15µg/l is commonly adopted as a guide.
#31:The taste and odour threshold of 15µg/l is commonly adopted as a guide. In situations where there is no risk to a drinking water supply or aquifer, a PNEC value of 2,600µg/l may be used.
#32:Water Framework Directive (Standards and Classification) Directions (England and Wales) 2015. Value of 140µg/l for tetrachloroethane split between 2 isomers. Requires summation of 2 isomers to use 140µg/l value.
#33:Guidelines for Drinking-water Quality, 4th Edition. WHO, 2011. In Scotland a value of 200µg/l is used (WAT-PS-10-01).
#34:US EPA Regional Screening Levels, May 2019. https://www.epa.gov/risk/regional-screening-levels-rsls-generic-tables
#35:Guidelines for Drinking-water Quality, 4th Edition. WHO, 2011. In Scotland a value of 7µg/l is used (WAT-PS-10-01).
#36:Water Supply (Water Quality) Regulations 2016. Value of 100µg/l for sum trihalomethanes split between individual compounds. Requires summation of chloroform, bromoform, chlorodibromomethane and bromodichloromethane to use 100µg/l value.
#37:Guidelines for Drinking-water Quality, 4th Edition. WHO, 2011. Value of 50µg/l for sum cis & trans-DCE split between isomers. Requires summation of cis & trans-DCE isomers to use 50µg/l value.
#38:Water Supply (Water Quality) Regulations 2016. Value of 10µg/l for sum of TCE & PCE split between individual compounds. Requires summation of TCE & PCE to use 10µg/l value.
#39:Water Framework Directive (Standards and Classification) Directions (England and Wales) 2015. Value of 0.4µg/l for sum isomers split between 3 isomers. Requires summation of isomers to use 0.4µg/l value.
#40:Water Framework Directive (Standards and Classification) Directions (England and Wales) 2015. Value of 20µg/l for sum isomers split between 3 isomers. Requires summation of isomers to use 20µg/l value.
#41:Position statement (WAT-PS-10-01), SEPA August 2014.
#42:Water Framework Directive (Standards and Classification) Directions (England and Wales) 2015. Value of 0.025µg/l for sum DDT isomers split between 4 isomers. Requires summation of 4 isomers to use 0.025µg/l value.
#43:Water Framework Directive (Standards and Classification) Directions (England and Wales) 2015. Value of 0.005µg/l for sum isomers split between 4 isomers. Requires summation of isomers to use 0.005µg/l value.
#44:Water Framework Directive (Standards and Classification) Directions (England and Wales) 2015. Value of 0.01µg/l for sum isomers split between 4 isomers. Requires summation of isomers to use 0.01µg/l value.
#45:Water Framework Directive (Standards and Classification) Directions (England and Wales) 2015. Relates to p,p-DDT (CAS 50-29-3)
#46:Operational Targets and EQS. EA, April 2018. Maximum Allowable Concentration (MAC) adopted in absence of Annual Average (AA) value.

Key

<0.6	Result MDL exceeds GAC
27.8	Result exceeds GAC
-	Determinand not tested for

Notes

Where a range is given a determinand has been analysed for by more than one method

						Location	BH05002	BH05002	BH05003	BH05003	BH05003	BH05003	BH05003	BH05003	BH05003	BH05003	BH05003	BH05003	BH05003	BH05004
						Sampled_Date_Time	26/06/2020	01/10/2020	06/12/2019	15/01/2020	28/02/2020	27/03/2020	27/03/2020	29/04/2020	12/05/2020	10/06/2020	10/06/2020	31/07/2020	31/07/2020	06/12/2019
						Sample_Depth_Avg	8	1.71	0.83	2.35	41	30	30	42	42	42	42	1.32	1.32	1.27
						Project_ID	LTC - Phase 2 LTM	LTC - Phase 2	LTC - Phase 2	LTC - Phase 2	LTC - Phase 2 LTM	LTC - Phase 2 LTM	LTC - Phase 2 LTM	LTC - Phase 2 LTM	LTC - Phase 2 LTM	LTC - Phase 2	LTC - Phase 2 LTM	LTC - Phase 2	LTC - Phase 2 LTM	LTC - Phase 2
				UK Drinking Water Standards	UK Estuaries and coastal waters EQS	UK Freshwater EQS														
Chem_Group	**Analyte**	**Units**	**MDL**																	
Metals	Antimony	µg/L	4	5[#1]			-	-	-	-	<4	-	-	-	-	-	-	-	-	-
	Antimony (Filtered)	µg/L	1	5[#1]					-	-										-
	Arsenic	µg/L	2	10[#1]	25[#2]	50[#2]	32.1	35.5	-	-	<2	<2	<2	<2	<2	<2	<2	<2	<2	-
	Arsenic (Filtered)	µg/L	0.5	10[#1]	25[#2]	50[#2]	27	34.6	0.9	1.07	<0.5	<0.5	0.54	<0.5	<0.5	<0.5	0.576	0.973	0.66	0.823
	Barium (Filtered)	µg/L	0.2	1300[#3]			-	-	-	-	-									-
	Beryllium (Filtered)	µg/L	0.1				-	-	-	-	-									-
	Boron	µg/L	20	1000[#1]	7000[#4]	2000[#4]	1580	2040	-	-	89.8	42.3	44.6	53.5	45.9	43.7	47.2	56	56.3	-
	Boron (Filtered)	µg/L	10	1000[#1]	7000[#4]	2000[#4]	1640	1710	47.6	104	38.3	43.4	42.3	46.4	48.5	44	47.5	61.6	50.7	103
	Cadmium	µg/L	0.5	5[#1]	0.2[#5]	0.08[#6]	<0.5	<0.5	-	-	<0.5	<0.5	<0.5	<0.5	<0.5	<0.5	<0.5	<0.5	<0.5	-
	Cadmium (Filtered)	µg/L	0.08	5[#1]	0.2[#5]	0.08[#6]	<0.08	<0.08	<0.08	<0.08	<0.08	<0.08	<0.08	<0.08	<0.08	<0.08	<0.08	<0.08	<0.08	<0.08
	Chromium (hexavalent) (Filtered)	µg/L	3		0.6[#5]	3.4[#5]	<3	<3	<3	<3	<3	<3	<3	<3	<3	<3	<3	<3	<3	<3
	Chromium	µg/L	3	50[#1]	0.6[#5]	3.4[#7]	8.02	5.31	-	-	<3	<3	<3	<3	<3	<3	<3	<3	<3	-
	Chromium (Filtered)	µg/L	1	50[#1]	0.6[#5]	3.4[#7]	1.37	2.39	<1	<1	<1	<1	<1	<1	<1	<1	<1	<1	<1	<1
	Chromium (Trivalent) (Filtered)	µg/L	3			4.7[#5]	<3	<3	<3	<3	<3	<3	<3	<3	<3	<3	<3	<3	<3	<3
	Cobalt (Filtered)	µg/L	0.5		3[#8]	3[#8]	18	18.3	<0.5	0.752	<0.5	<0.5	<0.5	0.52	<0.5	<0.5	<0.5	0.628	<0.5	1.09
	Copper	µg/L	1	2000[#1]	3.76[#9]	1(bio)[#10]	6.4	2.04	-	-	<1	<1	<1	<1	<1	<1	<1	<1	1.51	-
	Copper (Filtered)	µg/L	0.3	2000[#1]	3.76[#9]	1(bio)[#10]	<0.3	<0.3	0.482	<0.3	<0.3	<0.3	<0.3	<0.3	<0.3	<0.3	<0.3	<0.3	<0.3	<0.3
	Iron (Filtered)	µg/L	19	200[#1]	1000[#2]	1000[#2]	23,500	34,600	766	1050	572	449	453	270	400	543	547	582	559	332
	Lead	µg/L	1	10[#1]	1.3[#5]	1.2(bio)[#10]	-	-	-	-	-	-	-	<1	-	-	-	-	-	-
	Lead (Filtered)	µg/L	0.2	10[#1]	1.3[#5]	1.2(bio)[#10]	<0.2	<0.2	0.307	<0.2	<0.2	<0.2	<0.2	<0.2	<0.2	<0.2	<0.2	0.299	<0.2	<0.2
	Manganese	µg/L	1	50[#1]		123(bio)[#11]	3150	3240	-	-	78.1	64.3	65.8	71.8	63.3	45.8	47.1	53.3	55.1	-
	Manganese (Filtered)	µg/L	3	50[#1]		123(bio)[#11]	2810	3410	139	200	67.4	62.1	62.1	57.8	48.7	45.4	45.4	49.6	49	161
	Mercury	µg/L	0.02	1[#1]	0.07(MAC)[#12]	0.07(MAC)[#12]	0.0228	<0.02	-	-	<0.02	<0.02	<0.02	<0.02	<0.02	<0.02	<0.02	<0.02	<0.02	-
	Mercury (Filtered)	µg/L	0.01	1[#1]	0.07(MAC)[#12]	0.07(MAC)[#12]	<0.01	<0.01	<0.01	<0.01	<0.01	<0.01	<0.01	<0.01	<0.01	<0.01	<0.01	<0.01	<0.01	<0.01
	Molybdenum	µg/L	9	70[#13]			-	-	-	-	<9	-	-	-	-	-	-	-	-	-
	Molybdenum (Filtered)	µg/L	3	70[#13]					-	-										-
	Nickel	µg/L	1	20[#1]	8.6[#5]	4(bio)[#10]	11	4.96	-	-	3.02	1.18	1.56	3.5	1.46	1.64	2.84	1.3	1.76	-
	Nickel (Filtered)	µg/L	0.4	20[#1]	8.6[#5]	4(bio)[#10]	4.29	2.58	0.724	0.825	1.58	0.84	0.964	1.91	0.854	0.475	0.403	1.29	1	5.96

						Location	BH05002	BH05002	BH05003	BH05003	BH05003	BH05003	BH05003	BH05003	BH05003	BH05003	BH05003	BH05003	BH05003	BH05004
						Sampled_Date_Time	26/06/2020	01/10/2020	06/12/2019	15/01/2020	28/02/2020	27/03/2020	27/03/2020	29/04/2020	12/05/2020	10/06/2020	10/06/2020	31/07/2020	31/07/2020	06/12/2019
						Sample_Depth_Avg	8	1.71	0.83	2.35	41	30	30	42	42	42	42	1.32	1.32	1.27
						Project_ID	LTC - Phase 2 LTM	LTC - Phase 2	LTC - Phase 2	LTC - Phase 2	LTC - Phase 2 LTM	LTC - Phase 2 LTM	LTC - Phase 2 LTM	LTC - Phase 2 LTM	LTC - Phase 2 LTM	LTC - Phase 2	LTC - Phase 2 LTM	LTC - Phase 2	LTC - Phase 2 LTM	LTC - Phase 2
				UK Drinking Water Standards	UK Estuaries and coastal waters EQS	UK Freshwater EQS														
Chem_Group	**Analyte**	**Units**	**MDL**																	
	Selenium	µg/L	1	10[#1]			<1	1.35	-	-	-	<1	<1	<1	<1	<1	<1	<1	<1	-
	Selenium (Filtered)	µg/L	1	10[#1]			-	-	<1	<1	<1	-	-	-	-	-	-	-	-	<1
	Strontium (Filtered)	µg/L	1				5010	5450	1910	1950	1800	1950	1960	1940	1970	1910	1950	2080	1990	2460
	Vanadium	µg/L	5		100[#14]	20[#15]	-	-	-	-	<5	-	-	-	-	-	-	-	-	-
	Vanadium (Filtered)	µg/L	1		100[#14]	20[#15]			-	-										-
	Zinc	µg/L	5	3000[#16]	7.9[#17]	10.9(bio)[#10]	37.2	25.1	-	-	7.17	5.12	6.5	9.19	6.29	<5	7.9	17.9	13	-
	Zinc (Filtered)	µg/L	1	3000[#16]	7.9[#17]	10.9(bio)[#10]	-	-	3.07	11.2	<1	-	-	-	-	-	-	-	-	3.42
Inorganics	Total Hardness	mg/l	0.35				3950	3490	330	419	331	308	311	333	326	298	297	325	325	457
	Alkalinity (Bicarbonate as CaCO3)	mg/L	2				-	2390	295	343	-	-	-	-	-	-	-	-	-	335
	Alkalinity (Bicarbonate) as HCO3	mg/L	2				2400	-	360	418	371	350	350	342	354	281	317	350	347	409
	Alkalinity (total) as CaCO3	mg/L	2				1970	1960			304	287	287	280	290	230	260	287	284	
	Ammoniacal Nitrogen as N (Filtered)	mg/L	0.01		0.021[#2]	0.6[#18]	35.5	35.4	0.134	0.411	0.129	0.097	0.101	0.102	0.874	0.162	0.142	0.159	0.131	0.257
	Ammoniacal Nitrogen as NH3	mg/L	0.2				-	-	-	-	-	-	-	-	-	-	-	-	-	-
	Ammoniacal Nitrogen as NH3 (Filtered)	mg/L	0.01				-	-	-	-	-	-	-	-	-	-	-	-	-	-
	Bromide (Filtered)	mg/L	0.06				36.4	38	0.191	1.64	0.164	0.16	0.163	0.172	0.193	0.178	0.174	0.157	0.156	1.73
	Calcium (Filtered)	mg/L	0.2				506	412	94.7	95.4	88.2	94.7	94.4	93.5	87.5	93.9	95.5	93.4	92.4	120
	Chloride (Filtered)	mg/L	0.08	250[#1]		250[#4]	9860	11,000	61.9	195	53.2	55.4	55.5	53.6	50.2	50.9	50.2	53.7	52.2	440
	Cyanide (Free) (Filtered)	µg/L	2.5	50[#1]	1[#2]	1[#2]	<2.5	<2.5	<2.5	<2.5	<2.5	<2.5	<2.5	<2.5	<2.5	<2.5	<2.5	<2.5	<2.5	<2.5
	Cyanide Total (Filtered)	µg/L	5	50[#1]	1[#2]	1[#2]	<5	<5	<5	<5	<5	<5	<5	<5	<5	<5	<5	<5	<5	<5
	cyanides-complex (Filtered)	µg/L	5	50[#1]	1[#2]	1[#2]	<5	<5	<5	<5	<5	<5	<5	<5	<5	<5	<5	<5	<5	<5
	Fluoride (Filtered)	µg/L	500	1500[#1]	5000[#8]	1000[#19]	<500	<500	547	532	579	602	598	622	651	631	637	637	614	580
	Iodide	mg/L					<0.1	<0.1	<0.1	<0.1	<0.1	<0.1	<0.1	<0.1	<0.1	<0.1	<0.1	<0.1	<0.1	<0.1
	Magnesium (Filtered)	mg/L	0.036				865	643	16.2	22.5	15.7	15.7	15.9	15.9	15.3	16.3	16.5	16.2	15.8	32.9
	Nitrate (as N) (Filtered)	mg/L	0.0677				<0.3	<0.3	<0.0677	<0.0677	1.41	<0.3	<0.3	<0.3	<0.3	<0.3	<0.3	<0.3	<0.3	0.673
	Nitrate (as NO3-) (Filtered)	mg/L	0.3	50(NO3)[#20]			-	-	<0.3	<0.3	-	-	-	-	-	-	-	-	-	2.98
	Nitrite (as NO2-) (Filtered)	mg/L	0.04	0.5(NO2)[#21]					-	-										-
	Phosphorus	µg/L	20				2880	3030	-	-	-	23.8	30.5	31.8	42.1	24.6	26	50.1	44.7	-

						Location	BH05002	BH05002	BH05003	BH05003	BH05003	BH05003	BH05003	BH05003	BH05003	BH05003	BH05003	BH05003	BH05003	BH05004
						Sampled_Date_Time	26/06/2020	01/10/2020	06/12/2019	15/01/2020	28/02/2020	27/03/2020	27/03/2020	29/04/2020	12/05/2020	10/06/2020	10/06/2020	31/07/2020	31/07/2020	06/12/2019
						Sample_Depth_Avg	8	1.71	0.83	2.35	41	30	30	42	42	42	42	1.32	1.32	1.27
						Project_ID	LTC - Phase 2 LTM	LTC - Phase 2	LTC - Phase 2	LTC - Phase 2	LTC - Phase 2 LTM	LTC - Phase 2 LTM	LTC - Phase 2 LTM	LTC - Phase 2 LTM	LTC - Phase 2 LTM	LTC - Phase 2	LTC - Phase 2 LTM	LTC - Phase 2	LTC - Phase 2 LTM	LTC - Phase 2
				UK Drinking Water Standards	UK Estuaries and coastal waters EQS	UK Freshwater EQS														
Chem_Group	**Analyte**	**Units**	**MDL**																	
	Phosphorus (Filtered)	µg/L	10				2570	3390	-	-	-	<10	<10	<10	<10	<10	<10	13.9	11.5	-
	Potassium (Filtered)	mg/L	0.2				120	153	4.51	6.96	3.84	4.34	4.32	4.37	4.21	4.31	4.38	4.24	4.18	8.95
	Sodium (Filtered)	mg/L	0.076	200[#1]			5530	4540	45	98.8	39.2	39.9	40.4	39.2	35.8	39.5	40	39.2	38.2	258
	Sulphate (Filtered)	mg/L	2	250(SO4)[#22]		400[#4]	93.4	87.8	36.8	47.6	40.1	40.7	40.8	41	41	39.4	39.5	41.2	41.2	59.3
	Orthophosphate as P (Filtered)	µg/L	20				-	-	20.2	22.5	<20	-	-	-	-	-	-	-	-	<20
PAH	Naphthalene	µg/L	0.01		2[#2]	2[#2]	0.0629	0.028	<0.04	<0.01	<0.01	<0.01	0.0111	0.0261	0.0152	0.0364	0.0415	0.0192	0.0233	0.0121
	Acenaphthene	µg/L	0.005			No UK EQS	<0.01	<0.01	<0.02	<0.005	<0.005	<0.005	<0.005	<0.005	<0.005	<0.005	<0.005	<0.005	<0.01	<0.005
	Acenaphthylene	µg/L	0.005			No UK EQS	<0.01	<0.01	<0.02	<0.005	<0.005	<0.005	0.00519	0.0088	<0.005	<0.005	0.00739	<0.005	<0.01	<0.005
	Fluoranthene	µg/L	0.005		0.0063[#2]	0.0063[#2]	<0.01	<0.01	<0.02	0.0563	0.0102	<0.005	<0.005	<0.005	<0.005	<0.005	<0.005	<0.005	<0.01	0.0137
	Anthracene	µg/L	0.005		0.1[#2]	0.1[#2]	<0.01	<0.01	<0.02	<0.005	<0.005	<0.005	<0.005	<0.005	<0.005	<0.005	<0.005	<0.005	<0.01	<0.005
	Phenanthrene	µg/L	0.005			No UK EQS	<0.01	<0.01	<0.02	0.019	<0.005	<0.005	<0.005	<0.005	<0.005	<0.005	<0.005	<0.005	<0.01	0.0066
	Fluorene	µg/L	0.005			No UK EQS	<0.01	<0.01	<0.02	<0.005	<0.005	<0.005	<0.005	<0.005	<0.005	<0.005	<0.005	<0.005	<0.01	<0.005
	Chrysene	µg/L	0.005			No UK EQS	<0.01	<0.01	<0.02	0.0243	<0.005	<0.005	<0.005	<0.005	<0.005	<0.005	<0.005	<0.005	<0.01	<0.005
	Pyrene	µg/L	0.005			No UK EQS	<0.01	<0.01	<0.02	0.0565	0.0105	0.00664	0.00595	0.0121	0.00621	<0.005	<0.005	<0.005	<0.01	0.0127
	Benzo(a)anthracene	µg/L	0.005			No UK EQS	<0.01	<0.01	<0.02	0.0199	<0.005	<0.005	<0.005	<0.005	<0.005	<0.005	<0.005	<0.005	<0.01	<0.005
	Benzo(b)fluoranthene	µg/L	0.005	0.025[#23]	See BaP[#24]	See BaP[#24]	<0.01	<0.01	<0.02	0.0401	0.00981	<0.005	<0.005	<0.005	<0.005	<0.005	<0.005	<0.005	<0.01	<0.005
	Benzo(k)fluoranthene	µg/L	0.005	0.025[#23]	See BaP[#24]	See BaP[#24]	<0.01	<0.01	<0.02	0.0197	0.00552	<0.005	<0.005	<0.005	<0.005	<0.005	<0.005	<0.005	<0.01	<0.005
	Benzo(a)pyrene	µg/L	0.002	0.01[#1]	0.00017[#24]	0.00017[#24]	<0.004	<0.004	<0.008	0.0297	0.006	<0.002	<0.002	<0.002	<0.002	<0.002	<0.002	<0.002	<0.004	0.00696
	Dibenz(a,h)anthracene	µg/L	0.005			No UK EQS	<0.01	<0.01	<0.02	<0.005	<0.005	<0.005	<0.005	<0.005	<0.005	<0.005	<0.005	<0.005	<0.01	<0.005
	Benzo(g,h,i)perylene	µg/L	0.005	0.025[#23]	See BaP[#24]	See BaP[#24]	<0.01	<0.01	<0.02	0.0181	<0.005	<0.005	<0.005	<0.005	<0.005	<0.005	<0.005	<0.005	<0.01	<0.005
	Indeno(1,2,3-c,d)pyrene	µg/L	0.005	0.025[#23]	See BaP[#24]	See BaP[#24]	<0.01	<0.01	<0.02	<0.005	<0.005	<0.005	<0.005	<0.005	<0.005	<0.005	<0.005	<0.005	<0.01	<0.005
	PAH 16 Total	µg/L	0.082				<0.164	<0.164	<0.328	0.284	<0.082	<0.082	<0.082	<0.082	<0.082	<0.082	<0.082	<0.082	<0.164	<0.082
TPH CWG	>C5-C6 Aliphatics	µg/L	10	See TPH	See TPH	See TPH	<10	<10	<10	<10	<10	<10	<10	<10	<10	<10	<10	<10	<10	<10
	>C6-C8 Aliphatics	µg/L	10	See TPH	See TPH	See TPH	<10	<10	<10	<10	<10	<10	<10	<10	<10	<10	<10	<10	<10	<10
	>C8-C10 Aliphatics	µg/L	10	See TPH	See TPH	See TPH	<10	<10	<10	<10	<10	<10	<10	<10	<10	<10	<10	<10	<10	<10
	>C10-C12 Aliphatics	µg/L	10	See TPH	See TPH	See TPH	<10	<10	<10	<10	<10	<10	<10	<10	<10	<10	<10	<10	<10	<10
	>C12-C16 Aliphatics	µg/L	10	See TPH	See TPH	See TPH	<20	<20	<10	<10	<10	<10	<10	<10	<10	<10	<10	<10	<20	<10

						Location	BH05002	BH05002	BH05003	BH05003	BH05003	BH05003	BH05003	BH05003	BH05003	BH05003	BH05003	BH05003	BH05003	BH05004
						Sampled_Date_Time	26/06/2020	01/10/2020	06/12/2019	15/01/2020	28/02/2020	27/03/2020	27/03/2020	29/04/2020	12/05/2020	10/06/2020	10/06/2020	31/07/2020	31/07/2020	06/12/2019
						Sample_Depth_Avg	8	1.71	0.83	2.35	41	30	30	42	42	42	42	1.32	1.32	1.27
						Project_ID	LTC - Phase 2 LTM	LTC - Phase 2	LTC - Phase 2	LTC - Phase 2	LTC - Phase 2 LTM	LTC - Phase 2 LTM	LTC - Phase 2 LTM	LTC - Phase 2 LTM	LTC - Phase 2 LTM	LTC - Phase 2	LTC - Phase 2 LTM	LTC - Phase 2	LTC - Phase 2 LTM	LTC - Phase 2
				UK Drinking Water Standards	UK Estuaries and coastal waters EQS	UK Freshwater EQS														
Chem_Group	**Analyte**	**Units**	**MDL**																	
	>C16-C21 Aliphatics	µg/L	10	See TPH	See TPH	See TPH	<20	<20	<10	<10	<10	<10	<10	<10	<10	<10	<10	<10	<20	<10
	>C21-C35 Aliphatics	µg/L	10	See TPH	See TPH	See TPH	<20	<20	<10	57	22	<10	<10	<10	<10	<10	<10	<10	<20	<10
	>C16-C35 Aliphatics	µg/L	10				<20	<20	<10	57	22	<10	<10	<10	<10	<10	<10	<10	<20	<10
	Total Aliphatics >C12-C35	µg/L	10				<20	<20	<10	57	22	<10	<10	<10	<10	<10	<10	<10	<20	<10
	>EC5-EC7 Aromatics	µg/L	10				-	-			-	-	-	-	-	-	-	-	-	
	>EC6-EC7 Aromatics	µg/L	10				<10	<10	<10	<10	<10	<10	<10	<10	<10	<10	<10	<10	<10	<10
	>EC7-EC8 Aromatics	µg/L	10	See TPH	See TPH	See TPH	<10	<10	<10	<10	<10	<10	<10	<10	<10	<10	<10	<10	<10	<10
	>EC8-EC10 Aromatics	µg/L	10	See TPH	See TPH	See TPH	<10	<10	<10	<10	<10	<10	<10	<10	<10	<10	<10	<10	<10	<10
	>EC10-EC12 Aromatics	µg/L	10	See TPH	See TPH	See TPH	<10	<10	<10	<10	<10	<10	<10	<10	<10	<10	<10	<10	<10	<10
	>EC12-EC16 Aromatics	µg/L	10	See TPH	See TPH	See TPH	<20	<20	<10	<10	<10	<10	<10	<10	<10	<10	<10	<10	<20	<10
	>EC16-EC21 Aromatics	µg/L	10	See TPH	See TPH	See TPH	<20	<20	<10	<10	<10	<10	<10	<10	<10	<10	<10	<10	<20	<10
	>EC21-EC35 Aromatics	µg/L	10	See TPH	See TPH	See TPH	<20	<20	10	43	<10	<10	<10	<10	<10	<10	<10	<10	<20	<10
	Total Aromatics >EC12-EC35	µg/L	10				<20	<20	10	43	<10	<10	<10	<10	<10	<10	<10	<10	<20	<10
	TPH >C5-C35 Aliphatics/Aromatics	µg/L	10	|10[#25]	|50[#26]	|50[#26]	<20	<10	10	100	22	<10	<10	<10	<10	<10	<10	<10	<10	<10
TPH	GRO >C5-12	µg/L	50				<50	<50	<50	<50	<50	<50	<50	<50	<50	<50	<50	<50	<50	<50
BTEX and MTBE	Benzene	µg/L	1	1[#1]	8[#2]	10[#2]	<7	<7	<7	<7	<7	<7	<7	<7	<7	<7	<7	<7	<7	<7
	Toluene	µg/L	1	700[#3]	74[#2]	74[#2]	<4	<4	<4	<4	<4	<4	<4	<4	<4	<4	<4	<4	<4	<4
	Ethylbenzene	µg/L	1	300[#3]	20[#27]	20[#27]	<5	<5	<5	<5	<5	<5	<5	<5	<5	<5	<5	<5	<5	<5
	Xylene (m & p)	µg/L	1	250[#28]	15[#29]	15[#29]	<8	<8	<8	<8	<8	<8	<8	<8	<8	<8	<8	<8	<8	<8
	Xylene (o)	µg/L	1	250[#28]	15[#29]	15[#29]	<3	<3	<3	<3	<3	<3	<3	<3	<3	<3	<3	<3	<3	<3
	Xylene Total	µg/L	2	500[#3]	30[#4]	30[#4]	<11	<11	<11	<11	<11	<11	<11	<11	<11	<11	<11	<11	<11	<11
	MTBE	µg/L	1	15[#30]	15[#30]	15[#31]	<3	<3	<3	<3	<3	<3	<3	<3	<3	<3	<3	<3	<3	<3
	Total BTEX	µg/L	28				<28	<28	<28	<28	<28	<28	<28	<28	<28	<28	<28	<28	<28	<28
VOC	Styrene	µg/L	1		50[#4]	50[#4]	-	-	-	-	-	-	-	-	-	-	-	-	-	-
	cis-1,3-dichloropropene	µg/L	1				-	-	-	-	-	-	-	-	-	-	-	-	-	-
	trans-1,3-dichloropropene	µg/L	1				-	-	-	-	-	-	-	-	-	-	-	-	-	-
	1,1,1,2-tetrachloroethane	µg/L	1			70[#32]	-	-	-	-	-	-	-	-	-	-	-	-	-	-

						Location	BH05002	BH05002	BH05003	BH05003	BH05003	BH05003	BH05003	BH05003	BH05003	BH05003	BH05003	BH05003	BH05003	BH05004
						Sampled_Date_Time	26/06/2020	01/10/2020	06/12/2019	15/01/2020	28/02/2020	27/03/2020	27/03/2020	29/04/2020	12/05/2020	10/06/2020	10/06/2020	31/07/2020	31/07/2020	06/12/2019
						Sample_Depth_Avg	8	1.71	0.83	2.35	41	30	30	42	42	42	42	1.32	1.32	1.27
						Project_ID	LTC - Phase 2 LTM	LTC - Phase 2	LTC - Phase 2	LTC - Phase 2	LTC - Phase 2 LTM	LTC - Phase 2 LTM	LTC - Phase 2 LTM	LTC - Phase 2 LTM	LTC - Phase 2 LTM	LTC - Phase 2	LTC - Phase 2 LTM	LTC - Phase 2	LTC - Phase 2 LTM	LTC - Phase 2
				UK Drinking Water Standards	UK Estuaries and coastal waters EQS	UK Freshwater EQS														
Chem_Group	**Analyte**	**Units**	**MDL**																	
	1,1,1-trichloroethane	µg/L	1	2000[#33]	100[#4]	100[#4]	-	-	-	-	-	-	-	-	-	-	-	-	-	-
	1,1,2,2-tetrachloroethane	µg/L	1			70[#32]	-	-	-	-	-	-	-	-	-	-	-	-	-	-
	1,1,2-trichloroethane	µg/L	1		300[#4]	400[#4]	-	-	-	-	-	-	-	-	-	-	-	-	-	-
	1,1-dichloroethane	µg/L	1	2.8[#34]			-	-	-	-	-	-	-	-	-	-	-	-	-	-
	1,1-dichloroethene	µg/L	1	140[#35]			-	-	-	-	-	-	-	-	-	-	-	-	-	-
	1,1-dichloropropene	µg/L	1				-	-	-	-	-	-	-	-	-	-	-	-	-	-
	1,2,3-trichloropropane	µg/L	1				-	-	-	-	-	-	-	-	-	-	-	-	-	-
	1,2,4-trimethylbenzene	µg/L	1				-	-	-	-	-	-	-	-	-	-	-	-	-	-
	1,2-dibromo-3-chloropropane	µg/L	1				-	-	-	-	-	-	-	-	-	-	-	-	-	-
	1,2-dibromoethane	µg/L	1				-	-	-	-	-	-	-	-	-	-	-	-	-	-
	1,2-dichloroethane	µg/L	1	3[#1]	10[#2]	10[#2]	-	-	-	-	-	-	-	-	-	-	-	-	-	-
	1,2-dichloropropane	µg/L	1				-	-	-	-	-	-	-	-	-	-	-	-	-	-
	1,3,5-trimethylbenzene	µg/L	1				-	-	-	-	-	-	-	-	-	-	-	-	-	-
	1,3-dichloropropane	µg/L	1				-	-	-	-	-	-	-	-	-	-	-	-	-	-
	2,2-dichloropropane	µg/L	1				-	-	-	-	-	-	-	-	-	-	-	-	-	-
	2-chlorotoluene	µg/L	1				-	-	-	-	-	-	-	-	-	-	-	-	-	-
	4-chlorotoluene	µg/L	1				-	-	-	-	-	-	-	-	-	-	-	-	-	-
	Bromobenzene	µg/L	1				-	-	-	-	-	-	-	-	-	-	-	-	-	-
	Bromochloromethane	µg/L	1				-	-	-	-	-	-	-	-	-	-	-	-	-	-
	Bromodichloromethane	µg/L	1	25[#36]			-	-	-	-	-	-	-	-	-	-	-	-	-	-
	Bromoform	µg/L	1	25[#36]			-	-	-	-	-	-	-	-	-	-	-	-	-	-
	Bromomethane	µg/L	1				-	-	-	-	-	-	-	-	-	-	-	-	-	-
	Carbon disulfide	µg/L	1				-	-	-	-	-	-	-	-	-	-	-	-	-	-
	Carbon tetrachloride	µg/L	1	3[#1]	12[#2]	12[#2]	-	-	-	-	-	-	-	-	-	-	-	-	-	-
	Chlorodibromomethane	µg/L	1	25[#36]			-	-	-	-	-	-	-	-	-	-	-	-	-	-
	Chloroethane	µg/L	1				-	-	-	-	-	-	-	-	-	-	-	-	-	-
	Chloroform	µg/L	1	25[#36]	2.5[#2]	2.5[#2]	-	-	-	-	-	-	-	-	-	-	-	-	-	-

						Location	BH05002	BH05002	BH05003	BH05003	BH05003	BH05003	BH05003	BH05003	BH05003	BH05003	BH05003	BH05003	BH05003	BH05004
						Sampled_Date_Time	26/06/2020	01/10/2020	06/12/2019	15/01/2020	28/02/2020	27/03/2020	27/03/2020	29/04/2020	12/05/2020	10/06/2020	10/06/2020	31/07/2020	31/07/2020	06/12/2019
						Sample_Depth_Avg	8	1.71	0.83	2.35	41	30	30	42	42	42	42	1.32	1.32	1.27
						Project_ID	LTC - Phase 2 LTM	LTC - Phase 2	LTC - Phase 2	LTC - Phase 2	LTC - Phase 2 LTM	LTC - Phase 2 LTM	LTC - Phase 2 LTM	LTC - Phase 2 LTM	LTC - Phase 2 LTM	LTC - Phase 2	LTC - Phase 2 LTM	LTC - Phase 2	LTC - Phase 2 LTM	LTC - Phase 2
				UK Drinking Water Standards	UK Estuaries and coastal waters EQS	UK Freshwater EQS														
Chem_Group	**Analyte**	**Units**	**MDL**																	
	Chloromethane	µg/L	1				-	-	-	-	-	-	-	-	-	-	-	-	-	-
	cis-1,2-dichloroethene	µg/L	1	25[#37]			-	-	-	-	-	-	-	-	-	-	-	-	-	-
	Dibromomethane	µg/L	1				-	-	-	-	-	-	-	-	-	-	-	-	-	-
	Dichlorodifluoromethane	µg/L	1				-	-	-	-	-	-	-	-	-	-	-	-	-	-
	Dichloromethane	µg/L	3		20[#2]	20[#2]	-	-	-	-	-	-	-	-	-	-	-	-	-	-
	Isopropylbenzene	µg/L	1				-	-	-	-	-	-	-	-	-	-	-	-	-	-
	n-butylbenzene	µg/L	1				-	-	-	-	-	-	-	-	-	-	-	-	-	-
	n-propylbenzene	µg/L	1				-	-	-	-	-	-	-	-	-	-	-	-	-	-
	p-isopropyltoluene	µg/L	1				-	-	-	-	-	-	-	-	-	-	-	-	-	-
	sec-butylbenzene	µg/L	1				-	-	-	-	-	-	-	-	-	-	-	-	-	-
	Trichloroethene	µg/L	1	5[#38]	10[#2]	10[#2]	-	-	-	-	-	-	-	-	-	-	-	-	-	-
	tert-butylbenzene	µg/L	1				-	-	-	-	-	-	-	-	-	-	-	-	-	-
	Tetrachloroethene	µg/L	1	5[#38]	10[#2]	10[#2]	-	-	-	-	-	-	-	-	-	-	-	-	-	-
	trans-1,2-dichloroethene	µg/L	1	25[#37]			-	-	-	-	-	-	-	-	-	-	-	-	-	-
	Trichlorofluoromethane	µg/L	1				-	-	-	-	-	-	-	-	-	-	-	-	-	-
	Vinyl chloride	µg/L	1	0.5[#1]			-	-	-	-	-	-	-	-	-	-	-	-	-	-
	tert-Amyl methyl ether	µg/L	1				-	-	-	-	-	-	-	-	-	-	-	-	-	-
VOC/SVOC	1,2,3-trichlorobenzene	µg/L	0.01		0.13[#39]	0.13[#39]	-	-	-	-	<0.01	-	-	-	-	-	-	-	-	-
	1,2,4-trichlorobenzene	µg/L	0.01		0.13[#39]	0.13[#39]	-	-	-	-	<0.01	-	-	-	-	-	-	-	-	-
	1,2-dichlorobenzene	µg/L	1		6.7[#40]	6.7[#40]	-	-	-	-	-	-	-	-	-	-	-	-	-	-
	1,3,5-Trichlorobenzene	µg/L	0.01		0.13[#39]	0.13[#39]	-	-	-	-	<0.01	-	-	-	-	-	-	-	-	-
	1,3-dichlorobenzene	µg/L	1		6.7[#40]	6.7[#40]	-	-	-	-	-	-	-	-	-	-	-	-	-	-
	1,4-dichlorobenzene	µg/L	1		6.7[#40]	6.7[#40]	-	-	-	-	-	-	-	-	-	-	-	-	-	-
	Chlorobenzene	µg/L	1	100[#41]			-	-	-	-	-	-	-	-	-	-	-	-	-	-
	Hexachlorobutadiene	µg/L	0.01		0.6(MAC)[#12]	0.6(MAC)[#12]	-	-	-	-	<0.01	-	-	-	-	-	-	-	-	-
SVOC	4-bromophenyl phenyl ether	µg/L	1				-	-	-	-	-	-	-	-	-	-	-	-	-	-
	4-nitroaniline	µg/L	1				-	-	-	-	-	-	-	-	-	-	-	-	-	-

						Location	BH05002	BH05002	BH05003	BH05003	BH05003	BH05003	BH05003	BH05003	BH05003	BH05003	BH05003	BH05003	BH05003	BH05004
						Sampled_Date_Time	26/06/2020	01/10/2020	06/12/2019	15/01/2020	28/02/2020	27/03/2020	27/03/2020	29/04/2020	12/05/2020	10/06/2020	10/06/2020	31/07/2020	31/07/2020	06/12/2019
						Sample_Depth_Avg	8	1.71	0.83	2.35	41	30	30	42	42	42	42	1.32	1.32	1.27
						Project_ID	LTC - Phase 2 LTM	LTC - Phase 2	LTC - Phase 2	LTC - Phase 2	LTC - Phase 2 LTM	LTC - Phase 2 LTM	LTC - Phase 2 LTM	LTC - Phase 2 LTM	LTC - Phase 2 LTM	LTC - Phase 2	LTC - Phase 2 LTM	LTC - Phase 2	LTC - Phase 2 LTM	LTC - Phase 2
				UK Drinking Water Standards	UK Estuaries and coastal waters EQS	UK Freshwater EQS														
Chem_Group	**Analyte**	**Units**	**MDL**																	
	4-nitrophenol	µg/L	1				-	-	-	-	-	-	-	-	-	-	-	-	-	-
	2,4,5-trichlorophenol	µg/L	1				-	-	-	-	-	-	-	-	-	-	-	-	-	-
	2,4,6-trichlorophenol	µg/L	1				-	-	-	-	-	-	-	-	-	-	-	-	-	-
	2,4-dichlorophenol	µg/L	1		0.42[#2]	4.2[#2]	-	-	-	-	-	-	-	-	-	-	-	-	-	-
	2,4-dimethylphenol	µg/L	1				-	-	-	-	-	-	-	-	-	-	-	-	-	-
	2,4-dinitrotoluene	µg/L	1				-	-	-	-	-	-	-	-	-	-	-	-	-	-
	2,6-dinitrotoluene	µg/L	1				-	-	-	-	-	-	-	-	-	-	-	-	-	-
	2-chloronaphthalene	µg/L	1				-	-	-	-	-	-	-	-	-	-	-	-	-	-
	2-chlorophenol	µg/L	1		50[#4]	50[#4]	-	-	-	-	-	-	-	-	-	-	-	-	-	-
	2-methylnaphthalene	µg/L	1				-	-	-	-	-	-	-	-	-	-	-	-	-	-
	2-methylphenol	µg/L	1				-	-	-	-	-	-	-	-	-	-	-	-	-	-
	2-nitroaniline	µg/L	1				-	-	-	-	-	-	-	-	-	-	-	-	-	-
	2-nitrophenol	µg/L	1				-	-	-	-	-	-	-	-	-	-	-	-	-	-
	3-nitroaniline	µg/L	1				-	-	-	-	-	-	-	-	-	-	-	-	-	-
	4,6-Dinitro-2-methylphenol	µg/L					-	-	<0.03	<0.03	<0.03	-	-	-	-	-	-	-	-	-
	4-chloro-3-methylphenol	µg/L	1		40[#4]	40[#4]	-	-	-	-	-	-	-	-	-	-	-	-	-	-
	4-chloroaniline	µg/L	1				-	-	-	-	-	-	-	-	-	-	-	-	-	-
	4-chlorophenyl phenyl ether	µg/L	1				-	-	-	-	-	-	-	-	-	-	-	-	-	-
	4-methylphenol	µg/L	1				-	-	-	-	-	-	-	-	-	-	-	-	-	-
	Azobenzene	µg/L	1				-	-	-	-	-	-	-	-	-	-	-	-	-	-
	Bis(2-chloroethoxy) methane	µg/L	1				-	-	-	-	-	-	-	-	-	-	-	-	-	-
	Bis(2-chloroethyl)ether	µg/L	1				-	-	-	-	-	-	-	-	-	-	-	-	-	-
	Bis(2-ethylhexyl) phthalate	µg/L	2		1.3[#2]	1.3[#2]	-	-	-	-	-	-	-	-	-	-	-	-	-	-
	Butyl benzyl phthalate	µg/L	1		0.75[#2]	7.5[#2]	-	-	-	-	-	-	-	-	-	-	-	-	-	-
	Carbazole	µg/L	1				-	-	-	-	-	-	-	-	-	-	-	-	-	-
	Dibenzofuran	µg/L	1				-	-	-	-	-	-	-	-	-	-	-	-	-	-
	Diethylphthalate	µg/L	1		200[#4]	200[#4]	-	-	-	-	-	-	-	-	-	-	-	-	-	-

						Location	BH05002	BH05002	BH05003	BH05003	BH05003	BH05003	BH05003	BH05003	BH05003	BH05003	BH05003	BH05003	BH05003	BH05004
						Sampled_Date_Time	26/06/2020	01/10/2020	06/12/2019	15/01/2020	28/02/2020	27/03/2020	27/03/2020	29/04/2020	12/05/2020	10/06/2020	10/06/2020	31/07/2020	31/07/2020	06/12/2019
						Sample_Depth_Avg	8	1.71	0.83	2.35	41	30	30	42	42	42	42	1.32	1.32	1.27
						Project_ID	LTC - Phase 2 LTM	LTC - Phase 2	LTC - Phase 2	LTC - Phase 2	LTC - Phase 2 LTM	LTC - Phase 2 LTM	LTC - Phase 2 LTM	LTC - Phase 2 LTM	LTC - Phase 2 LTM	LTC - Phase 2	LTC - Phase 2 LTM	LTC - Phase 2	LTC - Phase 2 LTM	LTC - Phase 2
				UK Drinking Water Standards	UK Estuaries and coastal waters EQS	UK Freshwater EQS														
Chem_Group	**Analyte**	**Units**	**MDL**																	
	Dimethyl phthalate	µg/L	1		800[#4]	800[#4]	-	-	-	-	-	-	-	-	-	-	-	-	-	-
	Di-n-butyl phthalate	µg/L	1		8[#4]	8[#4]	-	-	-	-	-	-	-	-	-	-	-	-	-	-
	Di-n-octyl phthalate	µg/L	5		20[#4]	20[#4]	-	-	-	-	-	-	-	-	-	-	-	-	-	-
	Hexachlorobenzene	µg/L	0.01		0.05(MAC)[#12]	0.05(MAC)[#12]	-	-	<0.01	<0.01	<0.01	-	-	-	-	-	-	-	-	-
	Hexachlorocyclopentadiene	µg/L	1				-	-	-	-	-	-	-	-	-	-	-	-	-	-
	Hexachloroethane	µg/L	1				-	-	-	-	-	-	-	-	-	-	-	-	-	-
	Isophorone	µg/L	1				-	-	-	-	-	-	-	-	-	-	-	-	-	-
	Nitrobenzene	µg/L	1				-	-	-	-	-	-	-	-	-	-	-	-	-	-
	N-nitrosodi-n-propylamine	µg/L	1				-	-	-	-	-	-	-	-	-	-	-	-	-	-
	Pentachlorobenzene	µg/L	0.01		0.0007[#2]	0.007[#2]	-	-	<0.01	<0.01	<0.01	-	-	-	-	-	-	-	-	-
	Pentachloronitrobenzene	µg/L	0.01				-	-	<0.01	<0.01	<0.01	-	-	-	-	-	-	-	-	-
	Pentachlorophenol	µg/L	1		0.4[#2]	0.4[#2]	-	-	-	-	-	-	-	-	-	-	-	-	-	-
PCB	Heptachlorobiphenyl, 2,3,3,4,4,5,5- (PCB 189)	µg/L	0.015				-	-	-	-	-	-	-	-	-	-	-	-	-	-
	Hexachlorobiphenyl, 2,3,3,4,4,5- (PCB 156)	µg/L	0.015				-	-	-	-	-	-	-	-	-	-	-	-	-	-
	Hexachlorobiphenyl, 2,3,3,4,4,5- (PCB 157)	µg/L	0.015				-	-	-	-	-	-	-	-	-	-	-	-	-	-
	Hexachlorobiphenyl, 2,3,4,4,5,5- (PCB 167)	µg/L	0.015				-	-	-	-	-	-	-	-	-	-	-	-	-	-
	Hexachlorobiphenyl, 3,3,4,4,5,5- (PCB 169)	µg/L	0.015				-	-	-	-	-	-	-	-	-	-	-	-	-	-
	PCB 101	µg/L	0.015				-	-	-	-	-	-	-	-	-	-	-	-	-	-
	PCB 118	µg/L	0.015				-	-	-	-	-	-	-	-	-	-	-	-	-	-
	PCB 138	µg/L	0.015				-	-	-	-	-	-	-	-	-	-	-	-	-	-
	PCB 153	µg/L	0.015				-	-	-	-	-	-	-	-	-	-	-	-	-	-
	PCB 180	µg/L	0.015				-	-	-	-	-	-	-	-	-	-	-	-	-	-
	PCB 28	µg/L	0.015				-	-	-	-	-	-	-	-	-	-	-	-	-	-
	PCB 52	µg/L	0.015				-	-	-	-	-	-	-	-	-	-	-	-	-	-
	Pentachlorobiphenyl, 2,3,3,4,4- (PCB 105)	µg/L	0.015				-	-	-	-	-	-	-	-	-	-	-	-	-	-
	Pentachlorobiphenyl, 2,3,4,4,5- (PCB 114)	µg/L	0.015				-	-	-	-	-	-	-	-	-	-	-	-	-	-
	Pentachlorobiphenyl, 2,3,4,4,5- (PCB 123)	µg/L	0.015				-	-	-	-	-	-	-	-	-	-	-	-	-	-

						Location	BH05002	BH05002	BH05003	BH05003	BH05003	BH05003	BH05003	BH05003	BH05003	BH05003	BH05003	BH05003	BH05003	BH05004
						Sampled_Date_Time	26/06/2020	01/10/2020	06/12/2019	15/01/2020	28/02/2020	27/03/2020	27/03/2020	29/04/2020	12/05/2020	10/06/2020	10/06/2020	31/07/2020	31/07/2020	06/12/2019
						Sample_Depth_Avg	8	1.71	0.83	2.35	41	30	30	42	42	42	42	1.32	1.32	1.27
						Project_ID	LTC - Phase 2 LTM	LTC - Phase 2	LTC - Phase 2	LTC - Phase 2	LTC - Phase 2 LTM	LTC - Phase 2 LTM	LTC - Phase 2 LTM	LTC - Phase 2 LTM	LTC - Phase 2 LTM	LTC - Phase 2	LTC - Phase 2 LTM	LTC - Phase 2	LTC - Phase 2 LTM	LTC - Phase 2
				UK Drinking Water Standards	UK Estuaries and coastal waters EQS	UK Freshwater EQS														
Chem_Group	**Analyte**	**Units**	**MDL**																	
	Pentachlorobiphenyl, 3,3,4,4,5- (PCB 126)	µg/L	0.015				-	-	-	-	-	-	-	-	-	-	-	-	-	-
	Tetrachlorobiphenyl, 3,3,4,4- (PCB 77)	µg/L	0.015				-	-	-	-	-	-	-	-	-	-	-	-	-	-
	Tetrachlorobiphenyl, 3,4,4,5- (PCB 81)	µg/L	0.015				-	-	-	-	-	-	-	-	-	-	-	-	-	-
	Total PCB 7 Congeners	µg/L	0.105				-	-	-	-	-	-	-	-	-	-	-	-	-	-
Phenolics	Xylenols (Filtered)	µg/L	0.5				<0.5	0.95	<0.5	<0.5	<0.5	<0.5	<0.5	<0.5	<0.5	<0.5	<0.5	<0.5	1.81	<0.5
	Cresol Total (Filtered)	µg/L	0.5				<0.5	<0.5	<0.5	<0.5	<0.5	<0.5	<0.5	<0.5	<0.5	<0.5	<0.5	<0.5	<0.5	<0.5
	Phenol	µg/L	1	5800[#34]	7.7[#2]	7.7[#2]	-	-	-	-	-	-	-	-	-	-	-	-	-	-
	Phenol (Filtered)	µg/L	0.5	5800[#34]	7.7[#2]	7.7[#2]	<0.5	<0.5	<0.5	<0.5	<0.5	<0.5	<0.5	<0.5	<0.5	<0.5	<0.5	<0.5	<0.5	<0.5
	Phenols Monohydric (Filtered)	µg/L	0.5				<0.5	0.95	<0.5	<0.5	<0.5	<0.5	<0.5	<0.5	<0.5	<0.5	<0.5	<0.5	1.81	<0.5
Organotins	Tributyltin	µg/L	0.001		0.0002[#2]	0.0002[#2]	-	-	-	-	-	-	-	-	-	-	-	-	-	-
Biological	Coliforms Total (Confirmed)	CFU/100mL					-	-	-	-	-	-	-	-	-	-	-	-	-	-
	Coliforms Total (Presumptive)	CFU/100mL					-	-	-	-	-	-	-	-	-	-	-	-	-	-
	Escherichia coli (Confirmed)	CFU/100mL					-	-	-	-	-	-	-	-	-	-	-	-	-	-
	Escherichia coli (Presumptive)	CFU/100mL					-	-	-	-	-	-	-	-	-	-	-	-	-	-
	Faecal streptococci (Confirmed)	CFU/100mL					-	-	-	-	-	-	-	-	-	-	-	-	-	-
	Faecal streptococci (Presumptive)	CFU/100mL					-	-	-	-	-	-	-	-	-	-	-	-	-	-
	Faecal Streptococci cfu/100ml	cfu/100ml							-	-										-
	Coliform	cfu/100 ml							-	-										-
	Salmonella	Detect					-	-	-	-	-	-	-	-	-	-	-	-	-	-
Pesticides	1-(3.4-Dichlorophenyl) urea (DCPU)	µg/l					-	-	<0.02	<0.02	<0.02	-	-	-	-	-	-	-	-	-
	2-(4-Chlorophenoxy)propionic acid, 4-CPP	µg/l					-	-	<0.01	<0.01	<0.01	-	-	-	-	-	-	-	-	-
	2-amino-N-(isopropyl)benzamide	µg/l					-	-	<0.02	<0.02	<0.02	-	-	-	-	-	-	-	-	-
	2-Chloro-2.6-diethylacetanilide	µg/l					-	-	<0.01	<0.01	<0.01	-	-	-	-	-	-	-	-	-
	Acibenzolar-S-methyl	µg/l					-	-	<0.03	<0.03	<0.03	-	-	-	-	-	-	-	-	-
	Aminopyralid	µg/l					-	-	<0.05	<0.05	<0.05	-	-	-	-	-	-	-	-	-
	Azoxystrobin	µg/L					-	-	<0.01	<0.01	<0.01	-	-	-	-	-	-	-	-	-
	BAM	µg/l					-	-	<0.01	<0.01	<0.01	-	-	-	-	-	-	-	-	-

						Location	BH05002	BH05002	BH05003	BH05003	BH05003	BH05003	BH05003	BH05003	BH05003	BH05003	BH05003	BH05003	BH05003	BH05004
						Sampled_Date_Time	26/06/2020	01/10/2020	06/12/2019	15/01/2020	28/02/2020	27/03/2020	27/03/2020	29/04/2020	12/05/2020	10/06/2020	10/06/2020	31/07/2020	31/07/2020	06/12/2019
						Sample_Depth_Avg	8	1.71	0.83	2.35	41	30	30	42	42	42	42	1.32	1.32	1.27
						Project_ID	LTC - Phase 2 LTM	LTC - Phase 2	LTC - Phase 2	LTC - Phase 2	LTC - Phase 2 LTM	LTC - Phase 2 LTM	LTC - Phase 2 LTM	LTC - Phase 2 LTM	LTC - Phase 2 LTM	LTC - Phase 2	LTC - Phase 2 LTM	LTC - Phase 2	LTC - Phase 2 LTM	LTC - Phase 2
				UK Drinking Water Standards	UK Estuaries and coastal waters EQS	UK Freshwater EQS														
Chem_Group	**Analyte**	**Units**	**MDL**																	
	Benalaxyl	µg/l					-	-	<0.02	<0.02	<0.02	-	-	-	-	-	-	-	-	-
	Bentazone methyl	µg/l					-	-	<0.03	<0.03	<0.03	-	-	-	-	-	-	-	-	-
	Bifenox	µg/L					-	-	<0.04	<0.04	<0.04	-	-	-	-	-	-	-	-	-
	Bitertanol	µg/l					-	-	<0.02	<0.02	<0.02	-	-	-	-	-	-	-	-	-
	Boscalid	µg/l					-	-	<0.01	<0.01	<0.01	-	-	-	-	-	-	-	-	-
	Cadusafos	µg/l					-	-	<0.02	<0.02	<0.02	-	-	-	-	-	-	-	-	-
	Carfentrazone-ethyl	µg/L					-	-	<0.04	<0.04	<0.04	-	-	-	-	-	-	-	-	-
	Chloridazon-desphenyl	µg/l					-	-	<0.03	<0.03	<0.03	-	-	-	-	-	-	-	-	-
	Chloridazon-methyl desphenyl	µg/l					-	-	<0.05	<0.05	<0.05	-	-	-	-	-	-	-	-	-
	Chlorotoluron-desmethyl	µg/l					-	-	<0.02	<0.02	<0.02	-	-	-	-	-	-	-	-	-
	Chlorpropham	µg/L			10[#4]	10[#4]	-	-	<0.05	<0.05	<0.05	-	-	-	-	-	-	-	-	-
	Clodinafop	µg/l					-	-	<0.03	<0.03	<0.03	-	-	-	-	-	-	-	-	-
	Clomeprop	µg/l					-	-	<0.01	<0.01	<0.01	-	-	-	-	-	-	-	-	-
	Crimidine	µg/l					-	-	<0.03	<0.03	<0.03	-	-	-	-	-	-	-	-	-
	Cybutryne (Irgarol)	µg/l					-	-	<0.01	<0.01	<0.01	-	-	-	-	-	-	-	-	-
	Cyprazine	µg/l					-	-	<0.02	<0.02	<0.02	-	-	-	-	-	-	-	-	-
	Cyprodinil	µg/L					-	-	<0.02	<0.02	<0.02	-	-	-	-	-	-	-	-	-
	Dichlofenthion	µg/l					-	-	<0.05	<0.05	<0.05	-	-	-	-	-	-	-	-	-
	Dichlormid	µg/l					-	-	<0.05	<0.05	<0.05	-	-	-	-	-	-	-	-	-
	Diethofencarb	µg/l					-	-	<0.02	<0.02	<0.02	-	-	-	-	-	-	-	-	-
	Difenacoum	µg/l					-	-	<0.02	<0.02	<0.02	-	-	-	-	-	-	-	-	-
	Dimefuron	µg/l					-	-	<0.02	<0.02	<0.02	-	-	-	-	-	-	-	-	-
	Dimethachlo	µg/l					-	-	<0.01	<0.01	<0.01	-	-	-	-	-	-	-	-	-
	Dimethenamid	µg/l					-	-	<0.01	<0.01	<0.01	-	-	-	-	-	-	-	-	-
	Dimethomorph	µg/l					-	-	<0.01	<0.01	<0.01	-	-	-	-	-	-	-	-	-
	Dinoterb	µg/l					-	-	<0.04	<0.04	<0.04	-	-	-	-	-	-	-	-	-
	Diuron desmethyl (DCPMU)	µg/l					-	-	<0.03	<0.03	<0.03	-	-	-	-	-	-	-	-	-

						Location	BH05002	BH05002	BH05003	BH05003	BH05003	BH05003	BH05003	BH05003	BH05003	BH05003	BH05003	BH05003	BH05003	BH05004
						Sampled_Date_Time	26/06/2020	01/10/2020	06/12/2019	15/01/2020	28/02/2020	27/03/2020	27/03/2020	29/04/2020	12/05/2020	10/06/2020	10/06/2020	31/07/2020	31/07/2020	06/12/2019
						Sample_Depth_Avg	8	1.71	0.83	2.35	41	30	30	42	42	42	42	1.32	1.32	1.27
						Project_ID	LTC - Phase 2 LTM	LTC - Phase 2	LTC - Phase 2	LTC - Phase 2	LTC - Phase 2 LTM	LTC - Phase 2 LTM	LTC - Phase 2 LTM	LTC - Phase 2 LTM	LTC - Phase 2 LTM	LTC - Phase 2	LTC - Phase 2 LTM	LTC - Phase 2	LTC - Phase 2 LTM	LTC - Phase 2
				UK Drinking Water Standards	UK Estuaries and coastal waters EQS	UK Freshwater EQS														
Chem_Group	**Analyte**	**Units**	**MDL**																	
	Epoxiconazole	µg/l					-	-	<0.03	<0.03	<0.03	-	-	-	-	-	-	-	-	-
	Etrimphos	µg/L	0.01				-	-	<0.01	<0.01	<0.01	-	-	-	-	-	-	-	-	-
	Fenoxaprop	µg/l					-	-	<0.03	<0.03	<0.03	-	-	-	-	-	-	-	-	-
	Fenpropidin	µg/l					-	-	<0.02	<0.02	<0.02	-	-	-	-	-	-	-	-	-
	Fenuron	µg/l					-	-	<0.01	<0.01	<0.01	-	-	-	-	-	-	-	-	-
	Fipronil	µg/L					-	-	<0.05	<0.05	<0.05	-	-	-	-	-	-	-	-	-
	Florasulam	µg/l					-	-	<0.02	<0.02	<0.02	-	-	-	-	-	-	-	-	-
	Fluazifop	µg/l					-	-	<0.02	<0.02	<0.02	-	-	-	-	-	-	-	-	-
	Fluazifop-P-butyl	µg/L					-	-	<0.02	<0.02	<0.02	-	-	-	-	-	-	-	-	-
	Foramsulfuron	µg/l					-	-	<0.01	<0.01	<0.01	-	-	-	-	-	-	-	-	-
	Furathiocarb	µg/l					-	-	<0.02	<0.02	<0.02	-	-	-	-	-	-	-	-	-
	Haloxyfop	µg/l					-	-	<0.03	<0.03	<0.03	-	-	-	-	-	-	-	-	-
	Haloxyfop-p-methyl	µg/l					-	-	<0.03	<0.03	<0.03	-	-	-	-	-	-	-	-	-
	Heptachlor epoxide	µg/L	0.01	0.03[#1]			-	-	<0.01	<0.01	<0.01	-	-	-	-	-	-	-	-	-
	Imazamox	µg/l					-	-	<0.01	<0.01	<0.01	-	-	-	-	-	-	-	-	-
	Indoxacarb	µg/L					-	-	<0.05	<0.05	<0.05	-	-	-	-	-	-	-	-	-
	Isoproturon-desmethyl	µg/l					-	-	<0.02	<0.02	<0.02	-	-	-	-	-	-	-	-	-
	Isoproturon-monodesmethyl	µg/l					-	-	<0.02	<0.02	<0.02	-	-	-	-	-	-	-	-	-
	Isopyrazam	µg/l					-	-	<0.03	<0.03	<0.03	-	-	-	-	-	-	-	-	-
	Kresoxim-methyl	µg/l					-	-	<0.03	<0.03	<0.03	-	-	-	-	-	-	-	-	-
	Malaoxon	µg/l					-	-	<0.02	<0.02	<0.02	-	-	-	-	-	-	-	-	-
	Mandipropamid	µg/l					-	-	-	-	<0.02	-	-	-	-	-	-	-	-	-
	Mecarbam	µg/l					-	-	<0.02	<0.02	<0.02	-	-	-	-	-	-	-	-	-
	Mesotrione	µg/l					-	-	<0.05	<0.05	<0.05	-	-	-	-	-	-	-	-	-
	Metconazole	µg/l					-	-	<0.02	<0.02	<0.02	-	-	-	-	-	-	-	-	-
	Metribuzin-desamino	µg/l					-	-	<0.01	<0.01	<0.01	-	-	-	-	-	-	-	-	-
	Naptalam	µg/l					-	-	<0.03	<0.03	<0.03	-	-	-	-	-	-	-	-	-

						Location	BH05002	BH05002	BH05003	BH05003	BH05003	BH05003	BH05003	BH05003	BH05003	BH05003	BH05003	BH05003	BH05003	BH05004
						Sampled_Date_Time	26/06/2020	01/10/2020	06/12/2019	15/01/2020	28/02/2020	27/03/2020	27/03/2020	29/04/2020	12/05/2020	10/06/2020	10/06/2020	31/07/2020	31/07/2020	06/12/2019
						Sample_Depth_Avg	8	1.71	0.83	2.35	41	30	30	42	42	42	42	1.32	1.32	1.27
						Project_ID	LTC - Phase 2 LTM	LTC - Phase 2	LTC - Phase 2	LTC - Phase 2	LTC - Phase 2 LTM	LTC - Phase 2 LTM	LTC - Phase 2 LTM	LTC - Phase 2 LTM	LTC - Phase 2 LTM	LTC - Phase 2	LTC - Phase 2 LTM	LTC - Phase 2	LTC - Phase 2 LTM	LTC - Phase 2
				UK Drinking Water Standards	UK Estuaries and coastal waters EQS	UK Freshwater EQS														
Chem_Group	**Analyte**	**Units**	**MDL**																	
	Nicosulfuron	µg/l					-	-	<0.01	<0.01	<0.01	-	-	-	-	-	-	-	-	-
	Nuarimol	µg/l					-	-	<0.02	<0.02	<0.02	-	-	-	-	-	-	-	-	-
	Oxadixyl	µg/l					-	-	<0.03	<0.03	<0.03	-	-	-	-	-	-	-	-	-
	Paraoxon-ethyl	µg/l					-	-	<0.02	<0.02	<0.02	-	-	-	-	-	-	-	-	-
	Parathion-ethyl	µg/l					-	-	<0.05	<0.05	<0.05	-	-	-	-	-	-	-	-	-
	Penconazole	µg/l					-	-	<0.02	<0.02	<0.02	-	-	-	-	-	-	-	-	-
	Pencycuron	µg/l					-	-	<0.02	<0.02	<0.02	-	-	-	-	-	-	-	-	-
	Phosphamidon II (E)	µg/l	0.01				-	-	<0.01	<0.01	<0.01	-	-	-	-	-	-	-	-	-
	Pretilachlor	µg/l					-	-	<0.02	<0.02	<0.02	-	-	-	-	-	-	-	-	-
	Primisulfuron-methyl	µg/l					-	-	<0.02	<0.02	<0.02	-	-	-	-	-	-	-	-	-
	Prodiamine	µg/l					-	-	<0.05	<0.05	<0.05	-	-	-	-	-	-	-	-	-
	Propaquizafop	µg/l					-	-	<0.03	<0.03	<0.03	-	-	-	-	-	-	-	-	-
	Propetamphos	µg/L	0.01		0.03[#4]	0.03[#4]	-	-	-	-	<0.01	-	-	-	-	-	-	-	-	-
	Prosulfocarb	µg/l					-	-	<0.01	<0.01	<0.01	-	-	-	-	-	-	-	-	-
	Prothioconazole	µg/l					-	-	<0.05	<0.05	<0.05	-	-	-	-	-	-	-	-	-
	Pyribenzoxim	µg/l					-	-	<0.05	<0.05	<0.05	-	-	-	-	-	-	-	-	-
	Quinmerac	µg/l					-	-	<0.01	<0.01	<0.01	-	-	-	-	-	-	-	-	-
	Quizalofop	µg/l					-	-	<0.05	<0.05	<0.05	-	-	-	-	-	-	-	-	-
	Rimsulfuron	µg/l					-	-	<0.01	<0.01	<0.01	-	-	-	-	-	-	-	-	-
	Sebuthylazine	µg/l					-	-	<0.01	<0.01	<0.01	-	-	-	-	-	-	-	-	-
	Simazine-2-hydroxy	µg/l					-	-	<0.01	<0.01	<0.01	-	-	-	-	-	-	-	-	-
	Sodium Acifluorfen	µg/L					-	-	<0.01	<0.01	<0.01	-	-	-	-	-	-	-	-	-
	Sulfosulfuron	µg/l					-	-	<0.01	<0.01	<0.01	-	-	-	-	-	-	-	-	-
	Tecnazene	µg/L	0.01		1[#4]	1[#4]	-	-	-	-	<0.01	-	-	-	-	-	-	-	-	-
	Teflubenzuron	µg/l					-	-	<0.03	<0.03	<0.03	-	-	-	-	-	-	-	-	-
	Terbuthylazine-desethyl	µg/l					-	-	<0.01	<0.01	<0.01	-	-	-	-	-	-	-	-	-
	Terbuthylazine-desethyl-2-hydroxy	µg/l					-	-	<0.01	<0.01	<0.01	-	-	-	-	-	-	-	-	-

						Location	BH05002	BH05002	BH05003	BH05003	BH05003	BH05003	BH05003	BH05003	BH05003	BH05003	BH05003	BH05003	BH05003	BH05004
						Sampled_Date_Time	26/06/2020	01/10/2020	06/12/2019	15/01/2020	28/02/2020	27/03/2020	27/03/2020	29/04/2020	12/05/2020	10/06/2020	10/06/2020	31/07/2020	31/07/2020	06/12/2019
						Sample_Depth_Avg	8	1.71	0.83	2.35	41	30	30	42	42	42	42	1.32	1.32	1.27
						Project_ID	LTC - Phase 2 LTM	LTC - Phase 2	LTC - Phase 2	LTC - Phase 2	LTC - Phase 2 LTM	LTC - Phase 2 LTM	LTC - Phase 2 LTM	LTC - Phase 2 LTM	LTC - Phase 2 LTM	LTC - Phase 2	LTC - Phase 2 LTM	LTC - Phase 2	LTC - Phase 2 LTM	LTC - Phase 2
				UK Drinking Water Standards	UK Estuaries and coastal waters EQS	UK Freshwater EQS														
Chem_Group	**Analyte**	**Units**	**MDL**																	
	Terbuthylazine-hydroxy	µg/l					-	-	<0.01	<0.01	<0.01	-	-	-	-	-	-	-	-	-
	Thiabendazole	µg/L			5[#4]	5[#4]	-	-	<0.03	<0.03	<0.03	-	-	-	-	-	-	-	-	-
	Thiamethoxam	µg/L					-	-	<0.01	<0.01	<0.01	-	-	-	-	-	-	-	-	-
	Tribenuron-methyl	µg/L					-	-	<0.01	<0.01	<0.01	-	-	-	-	-	-	-	-	-
	Trietazine	µg/L	0.01				-	-	<0.01	<0.01	<0.01	-	-	-	-	-	-	-	-	-
	Trifloxysulfuron-sodium	µg/l					-	-	<0.01	<0.01	<0.01	-	-	-	-	-	-	-	-	-
	Triflusulfuron-methyl	µg/l					-	-	<0.01	<0.01	<0.01	-	-	-	-	-	-	-	-	-
	Triforine	µg/l					-	-	<0.05	<0.05	<0.05	-	-	-	-	-	-	-	-	-
	Triticonazole	µg/l					-	-	<0.01	<0.01	<0.01	-	-	-	-	-	-	-	-	-
	Desmetryn	mg/L					-	-	<0.00001	<0.00001	<0.00001	-	-	-	-	-	-	-	-	-
	Simetryn	mg/L					-	-	<0.00001	<0.00001	<0.00001	-	-	-	-	-	-	-	-	-
	Clothianidin	µg/L					-	-	<0.01	<0.01	<0.01	-	-	-	-	-	-	-	-	-
	Cymoxanil	µg/L					-	-	<0.05	<0.05	<0.05	-	-	-	-	-	-	-	-	-
	Fluazifop-butyl	µg/L					-	-	<0.02	<0.02	<0.02	-	-	-	-	-	-	-	-	-
	Imazamethabenz-methyl	µg/L					-	-	<0.01	<0.01	<0.01	-	-	-	-	-	-	-	-	-
	Mesosulfuron-methyl	µg/L					-	-	<0.02	<0.02	<0.02	-	-	-	-	-	-	-	-	-
	Metamitron	µg/L					-	-	<0.03	<0.03	<0.03	-	-	-	-	-	-	-	-	-
	Metobromuron	µg/L					-	-	<0.03	<0.03	<0.03	-	-	-	-	-	-	-	-	-
	Monuron	µg/L					-	-	<0.02	<0.02	<0.02	-	-	-	-	-	-	-	-	-
	Secbumeton	µg/L					-	-	<0.01	<0.01	<0.01	-	-	-	-	-	-	-	-	-
	Spiroxamine	µg/L					-	-	<0.01	<0.01	<0.01	-	-	-	-	-	-	-	-	-
	Clomazon	µg/L					-	-	<0.01	<0.01	<0.01	-	-	-	-	-	-	-	-	-
	Metazachlor	µg/L	0.01				-	-	<0.01	<0.01	<0.01	-	-	-	-	-	-	-	-	-
	Methabenzthiazuran	µg/L					-	-	<0.01	<0.01	<0.01	-	-	-	-	-	-	-	-	-
	Iprovalicarb	µg/L					-	-	<0.01	<0.01	<0.01	-	-	-	-	-	-	-	-	-
	Chloroxuron	µg/L					-	-	<0.01	<0.01	<0.01	-	-	-	-	-	-	-	-	-
	Neburon	µg/L					-	-	<0.01	<0.01	<0.01	-	-	-	-	-	-	-	-	-

						Location	BH05002	BH05002	BH05003	BH05003	BH05003	BH05003	BH05003	BH05003	BH05003	BH05003	BH05003	BH05003	BH05003	BH05004
						Sampled_Date_Time	26/06/2020	01/10/2020	06/12/2019	15/01/2020	28/02/2020	27/03/2020	27/03/2020	29/04/2020	12/05/2020	10/06/2020	10/06/2020	31/07/2020	31/07/2020	06/12/2019
						Sample_Depth_Avg	8	1.71	0.83	2.35	41	30	30	42	42	42	42	1.32	1.32	1.27
						Project_ID	LTC - Phase 2 LTM	LTC - Phase 2	LTC - Phase 2	LTC - Phase 2	LTC - Phase 2 LTM	LTC - Phase 2 LTM	LTC - Phase 2 LTM	LTC - Phase 2 LTM	LTC - Phase 2 LTM	LTC - Phase 2	LTC - Phase 2 LTM	LTC - Phase 2	LTC - Phase 2 LTM	LTC - Phase 2
				UK Drinking Water Standards	UK Estuaries and coastal waters EQS	UK Freshwater EQS														
Chem_Group	**Analyte**	**Units**	**MDL**																	
	Metribuzin	µg/L					-	-	<0.03	<0.03	<0.03	-	-	-	-	-	-	-	-	-
	2,3,6-Trichlorobenzoic Acid (Tba)	µg/L					-	-	<0.1	<0.2	<0.1	-	-	-	-	-	-	-	-	-
	2,4,5-Trichlorophenoxy Acetic Acid	µg/L					-	-	<0.01	<0.01	<0.01	-	-	-	-	-	-	-	-	-
	2,4,5-TP (Silvex)	µg/L					-	-	<0.01	<0.01	<0.01	-	-	-	-	-	-	-	-	-
	Pyrimethanil	µg/L					-	-	<0.02	<0.02	<0.02	-	-	-	-	-	-	-	-	-
	Hedonal	µg/L			0.3[#2]	0.3[#2]	-	-	<0.01	<0.01	<0.01	-	-	-	-	-	-	-	-	-
	2,4-DDT	µg/L	0.01		0.00625[#42]	0.00625[#42]	-	-	<0.01	<0.01	<0.02	-	-	-	-	-	-	-	-	-
	Propachlor	µg/L	0.01				-	-	<0.01	<0.01	<0.01	-	-	-	-	-	-	-	-	-
	Propamocarb	µg/L					-	-	<0.03	<0.03	<0.03	-	-	-	-	-	-	-	-	-
	2,4-Dichlorprop	µg/L					-	-	<0.01	<0.01	<0.01	-	-	-	-	-	-	-	-	-
	3-Hydroxy Carbofuran	µg/L					-	-	<0.01	<0.01	<0.01	-	-	-	-	-	-	-	-	-
	4-(2,4-Dichlorophenoxy)butyric Acid (2,4-DB)	µg/L					-	-	<0.02	<0.02	<0.02	-	-	-	-	-	-	-	-	-
	4,4-DDE	µg/L	0.01		0.00625[#42]	0.00625[#42]	-	-	<0.01	<0.01	<0.01	-	-	-	-	-	-	-	-	-
	4-Bromo-3,5-dimethylphenyl-N-methylcarbamate	µg/L					-	-	<0.02	<0.02	<0.02	-	-	-	-	-	-	-	-	-
	a-BHC	µg/L	0.01				-	-	<0.01	<0.01	<0.01	-	-	-	-	-	-	-	-	-
	Acetochlor	µg/L					-	-	<0.03	<0.03	<0.03	-	-	-	-	-	-	-	-	-
	Aldicarb	µg/L					-	-	<0.05	<0.05	<0.05	-	-	-	-	-	-	-	-	-
	Aldicarb sulfone	µg/L					-	-	<0.01	<0.01	<0.01	-	-	-	-	-	-	-	-	-
	Aldrin	µg/L	0.01	0.03[#1]	0.00125[#43]	0.0025[#44]	-	-	<0.01	<0.01	<0.01	-	-	-	-	-	-	-	-	-
	Ametryn	µg/L					-	-	<0.01	<0.01	<0.01	-	-	-	-	-	-	-	-	-
	Amidosulfuron	µg/L					-	-	<0.02	<0.02	<0.02	-	-	-	-	-	-	-	-	-
	Acetamiprid	µg/L					-	-	<0.01	<0.01	<0.01	-	-	-	-	-	-	-	-	-
	Aclonifen	µg/L					-	-	<0.03	<0.03	<0.03	-	-	-	-	-	-	-	-	-
	Actril (Ioxynil)	µg/L			10[#4]	10[#4]	-	-	<0.01	<0.01	<0.01	-	-	-	-	-	-	-	-	-
	Atraton	µg/L					-	-	<0.01	<0.01	<0.01	-	-	-	-	-	-	-	-	-
	Atrazine	µg/L	0.01		0.6[#2]	0.6[#2]	-	-	<0.01	<0.01	<0.01	-	-	-	-	-	-	-	-	-
	Azinophos methyl	µg/L	0.02		0.01[#8]	0.01[#8]	-	-	<0.02	<0.04	<0.02	-	-	-	-	-	-	-	-	-

						Location	BH05002	BH05002	BH05003	BH05003	BH05003	BH05003	BH05003	BH05003	BH05003	BH05003	BH05003	BH05003	BH05003	BH05004
						Sampled_Date_Time	26/06/2020	01/10/2020	06/12/2019	15/01/2020	28/02/2020	27/03/2020	27/03/2020	29/04/2020	12/05/2020	10/06/2020	10/06/2020	31/07/2020	31/07/2020	06/12/2019
						Sample_Depth_Avg	8	1.71	0.83	2.35	41	30	30	42	42	42	42	1.32	1.32	1.27
						Project_ID	LTC - Phase 2 LTM	LTC - Phase 2	LTC - Phase 2	LTC - Phase 2	LTC - Phase 2 LTM	LTC - Phase 2 LTM	LTC - Phase 2 LTM	LTC - Phase 2 LTM	LTC - Phase 2 LTM	LTC - Phase 2	LTC - Phase 2 LTM	LTC - Phase 2	LTC - Phase 2 LTM	LTC - Phase 2
				UK Drinking Water Standards	UK Estuaries and coastal waters EQS	UK Freshwater EQS														
Chem_Group	**Analyte**	**Units**	**MDL**																	
	Baygon	µg/L					-	-	<0.01	<0.01	<0.01	-	-	-	-	-	-	-	-	-
	b-BHC	µg/L	0.01				-	-	<0.01	<0.01	<0.01	-	-	-	-	-	-	-	-	-
	Benazolin	µg/L					-	-	<0.05	<0.05	<0.05	-	-	-	-	-	-	-	-	-
	Bendiocarb	µg/L					-	-	<0.01	<0.01	<0.01	-	-	-	-	-	-	-	-	-
	Bentazone	µg/L			500[#4]	500[#4]	-	-	<0.01	<0.01	<0.01	-	-	-	-	-	-	-	-	-
	Bidrin	µg/L					-	-	<0.01	<0.01	<0.01	-	-	-	-	-	-	-	-	-
	Bromacil	µg/L					-	-	<0.01	<0.01	<0.01	-	-	-	-	-	-	-	-	-
	Bromazil	µg/L					-	-	<0.03	<0.03	<0.03	-	-	-	-	-	-	-	-	-
	Bromophos-ethyl	µg/L					-	-	<0.03	<0.03	<0.03	-	-	-	-	-	-	-	-	-
	Bromoxynil	µg/L			100[#4]	100[#4]	-	-	<0.01	<0.01	<0.01	-	-	-	-	-	-	-	-	-
	Carbaryl	µg/L					-	-	<0.01	<0.01	<0.01	-	-	-	-	-	-	-	-	-
	Carbendazim	µg/L				0.15[#4]	-	-	<0.01	<0.01	<0.01	-	-	-	-	-	-	-	-	-
	Carbetamide	µg/L					-	-	<0.01	<0.01	<0.01	-	-	-	-	-	-	-	-	-
	Carbofuran	µg/L					-	-	<0.01	<0.01	<0.01	-	-	-	-	-	-	-	-	-
	Carbophenothion	µg/L	0.01				-	-	-	-	<0.01	-	-	-	-	-	-	-	-	-
	Carboxin	µg/L					-	-	<0.02	<0.02	<0.02	-	-	-	-	-	-	-	-	-
	Chlorbromuron	µg/L					-	-	<0.01	<0.01	<0.01	-	-	-	-	-	-	-	-	-
	Chlordane (cis)	µg/L	0.01				-	-	<0.01	<0.01	<0.01	-	-	-	-	-	-	-	-	-
	Azinphos Ethyl	µg/L	0.02				-	-	<0.04	<0.04	<0.02	-	-	-	-	-	-	-	-	-
	Chlordane (trans)	µg/L	0.01				-	-	<0.01	<0.01	<0.01	-	-	-	-	-	-	-	-	-
	Chlorfenvinphos	µg/L	0.01		0.1[#2]	0.1[#2]	-	-	<0.01	<0.01	<0.01	-	-	-	-	-	-	-	-	-
	Chloridazon	µg/L					-	-	<0.01	<0.01	<0.01	-	-	-	-	-	-	-	-	-
	Chlorotoluron	µg/L			2[#4]	2[#4]	-	-	<0.01	<0.01	<0.01	-	-	-	-	-	-	-	-	-
	Chlorpyrifos	µg/L	0.01		0.03[#2]		-	-	<0.005	<0.005	<0.005	-	-	-	-	-	-	-	-	-
	Chlorpyrifos-methyl	µg/L	0.01				-	-	<0.01	<0.01	<0.01	-	-	-	-	-	-	-	-	-
	Chlorsulfuron	µg/L					-	-	-	-	<0.01	-	-	-	-	-	-	-	-	-
	Clopyralid	µg/L					-	-	<0.03	<0.03	<0.03	-	-	-	-	-	-	-	-	-

						Location	BH05002	BH05002	BH05003	BH05003	BH05003	BH05003	BH05003	BH05003	BH05003	BH05003	BH05003	BH05003	BH05003	BH05004
						Sampled_Date_Time	26/06/2020	01/10/2020	06/12/2019	15/01/2020	28/02/2020	27/03/2020	27/03/2020	29/04/2020	12/05/2020	10/06/2020	10/06/2020	31/07/2020	31/07/2020	06/12/2019
						Sample_Depth_Avg	8	1.71	0.83	2.35	41	30	30	42	42	42	42	1.32	1.32	1.27
						Project_ID	LTC - Phase 2 LTM	LTC - Phase 2	LTC - Phase 2	LTC - Phase 2	LTC - Phase 2 LTM	LTC - Phase 2 LTM	LTC - Phase 2 LTM	LTC - Phase 2 LTM	LTC - Phase 2 LTM	LTC - Phase 2	LTC - Phase 2 LTM	LTC - Phase 2	LTC - Phase 2 LTM	LTC - Phase 2
				UK Drinking Water Standards	UK Estuaries and coastal waters EQS	UK Freshwater EQS														
Chem_Group	**Analyte**	**Units**	**MDL**																	
	Coumaphos	µg/L	0.01		0.03[#4]	0.03[#4]	-	-	<0.01	<0.01	<0.01	-	-	-	-	-	-	-	-	-
	Cyanazine	µg/L	0.01				-	-	<0.01	<0.01	<0.01	-	-	-	-	-	-	-	-	-
	Cyproconazole	µg/L					-	-	<0.01	<0.01	<0.01	-	-	-	-	-	-	-	-	-
	Cyromazine	µg/L					-	-	<0.05	<0.05	<0.05	-	-	-	-	-	-	-	-	-
	d-BHC	µg/L	0.01				-	-	<0.01	<0.01	<0.01	-	-	-	-	-	-	-	-	-
	DDD	µg/L	0.01		0.00625[#42]	0.00625[#42]	-	-	<0.01	<0.01	<0.01	-	-	-	-	-	-	-	-	-
	DDT	µg/L	0.01		0.01[#45]	0.01[#45]	-	-	<0.01	<0.01	<0.03	-	-	-	-	-	-	-	-	-
	Deisopropylatrazine	µg/L					-	-	<0.01	<0.01	<0.01	-	-	-	-	-	-	-	-	-
	Chlorothalonil	µg/L	0.01			0.035[#2]	-	-	<0.01	<0.01	<0.01	-	-	-	-	-	-	-	-	-
	Deethylatrazine	µg/L					-	-	<0.01	<0.01	<0.01	-	-	-	-	-	-	-	-	-
	Demeton-S-methyl	µg/L	0.01				-	-	-	-	<0.01	-	-	-	-	-	-	-	-	-
	Diazinon	µg/L	0.01		0.01[#2]	0.01[#2]	-	-	<0.01	<0.01	<0.01	-	-	-	-	-	-	-	-	-
	Dicamba	µg/L					-	-	<0.03	<0.03	<0.03	-	-	-	-	-	-	-	-	-
	Dichlobenil	µg/L	0.01				-	-	-	-	<0.01	-	-	-	-	-	-	-	-	-
	Dichlorvos	µg/L	0.01		0.04[#4]	0.001[#4]	-	-	<0.01	<0.01	<0.01	-	-	-	-	-	-	-	-	-
	Diclofop	µg/L					-	-	<0.02	<0.02	<0.02	-	-	-	-	-	-	-	-	-
	Dieldrin	µg/L	0.01	0.03[#1]	0.00125[#43]	0.0025[#44]	-	-	<0.01	<0.01	<0.01	-	-	-	-	-	-	-	-	-
	Difenoconazole	µg/L					-	-	<0.02	<0.02	<0.02	-	-	-	-	-	-	-	-	-
	Difenoxuron	µg/L					-	-	<0.02	<0.02	<0.02	-	-	-	-	-	-	-	-	-
	Diflubenzuron	µg/L			0.005[#4]	0.001[#4]	-	-	<0.02	<0.02	<0.02	-	-	-	-	-	-	-	-	-
	Diflufenican	µg/L					-	-	<0.01	<0.01	<0.01	-	-	-	-	-	-	-	-	-
	Dimethoate	µg/L	0.01		0.48[#2]	0.48[#2]	-	-	<0.01	<0.01	<0.01	-	-	-	-	-	-	-	-	-
	Dinoseb	µg/L					-	-	<0.02	<0.02	<0.02	-	-	-	-	-	-	-	-	-
	Disulfoton	µg/L	0.01				-	-	-	-	<0.01	-	-	-	-	-	-	-	-	-
	Diuron	µg/L			0.2[#2]	0.2[#2]	-	-	<0.01	<0.01	<0.01	-	-	-	-	-	-	-	-	-
	Endosulfan I	µg/L	0.01				-	-	<0.01	<0.01	<0.01	-	-	-	-	-	-	-	-	-
	Endosulfan II	µg/L	0.02				-	-	<0.02	<0.02	<0.02	-	-	-	-	-	-	-	-	-

						Location	BH05002	BH05002	BH05003	BH05003	BH05003	BH05003	BH05003	BH05003	BH05003	BH05003	BH05003	BH05003	BH05003	BH05004
						Sampled_Date_Time	26/06/2020	01/10/2020	06/12/2019	15/01/2020	28/02/2020	27/03/2020	27/03/2020	29/04/2020	12/05/2020	10/06/2020	10/06/2020	31/07/2020	31/07/2020	06/12/2019
						Sample_Depth_Avg	8	1.71	0.83	2.35	41	30	30	42	42	42	42	1.32	1.32	1.27
						Project_ID	LTC - Phase 2 LTM	LTC - Phase 2	LTC - Phase 2	LTC - Phase 2	LTC - Phase 2 LTM	LTC - Phase 2 LTM	LTC - Phase 2 LTM	LTC - Phase 2 LTM	LTC - Phase 2 LTM	LTC - Phase 2	LTC - Phase 2 LTM	LTC - Phase 2	LTC - Phase 2 LTM	LTC - Phase 2
				UK Drinking Water Standards	UK Estuaries and coastal waters EQS	UK Freshwater EQS														
Chem_Group	**Analyte**	**Units**	**MDL**																	
	Endosulfan sulphate	µg/L	0.02				-	-	-	-	<0.02	-	-	-	-	-	-	-	-	-
	Endrin	µg/L	0.01		0.00125[#43]	0.0025[#44]	-	-	<0.01	<0.01	<0.01	-	-	-	-	-	-	-	-	-
	s-Ethyl dipropylthiocarbamate	µg/L					-	-	<0.02	<0.02	<0.02	-	-	-	-	-	-	-	-	-
	Ethiofencarb	µg/L					-	-	<0.02	<0.02	<0.02	-	-	-	-	-	-	-	-	-
	Ethion	µg/L	0.01				-	-	<0.02	<0.02	<0.01	-	-	-	-	-	-	-	-	-
	Ethoprop	µg/L					-	-	<0.02	<0.02	<0.02	-	-	-	-	-	-	-	-	-
	Ethofumesate	µg/L					-	-	<0.01	<0.01	<0.01	-	-	-	-	-	-	-	-	-
	Etridiazole	µg/L	0.01				-	-	<0.01	<0.01	<0.01	-	-	-	-	-	-	-	-	-
	Fenamiphos	µg/L					-	-	<0.02	<0.02	<0.02	-	-	-	-	-	-	-	-	-
	Fenarimol	µg/L					-	-	<0.03	<0.03	<0.03	-	-	-	-	-	-	-	-	-
	Fenitrothion	µg/L	0.01		0.01[#4]	0.01[#4]	-	-	<0.01	<0.02	<0.01	-	-	-	-	-	-	-	-	-
	Fensulfothion	µg/L					-	-	<0.02	<0.02	<0.02	-	-	-	-	-	-	-	-	-
	Fenhexamid	µg/L					-	-	<0.03	<0.03	<0.03	-	-	-	-	-	-	-	-	-
	Fenoxycarb	µg/L					-	-	<0.02	<0.02	<0.02	-	-	-	-	-	-	-	-	-
	Fenthion	µg/L	0.01				-	-	<0.01	<0.01	<0.01	-	-	-	-	-	-	-	-	-
	Fenpropimorf	µg/L					-	-	<0.01	<0.01	<0.01	-	-	-	-	-	-	-	-	-
	Fluroxypyr	µg/L					-	-	<0.02	<0.02	<0.02	-	-	-	-	-	-	-	-	-
	Flutolanil	µg/L					-	-	<0.02	<0.02	<0.02	-	-	-	-	-	-	-	-	-
	Fonofos	µg/L					-	-	<0.05	<0.05	<0.05	-	-	-	-	-	-	-	-	-
	EPTC	µg/L							-	-										-
	g-BHC (Lindane)	µg/L	0.01				-	-	<0.01	<0.01	<0.01	-	-	-	-	-	-	-	-	-
	Haloxyfop-methyl	µg/L					-	-	<0.03	<0.03	<0.03	-	-	-	-	-	-	-	-	-
	Thifensulfuron	µg/L					-	-	<0.01	<0.01	<0.01	-	-	-	-	-	-	-	-	-
	Heptachlor	µg/L	0.01	0.03[#1]			-	-	<0.01	<0.01	<0.01	-	-	-	-	-	-	-	-	-
	Hexaconazole	µg/L					-	-	<0.02	<0.02	<0.02	-	-	-	-	-	-	-	-	-
	Hexazinone	µg/L					-	-	<0.01	<0.01	<0.01	-	-	-	-	-	-	-	-	-
	Hydroxyatrazine	µg/L					-	-	<0.01	<0.01	<0.01	-	-	-	-	-	-	-	-	-

						Location	BH05002	BH05002	BH05003	BH05003	BH05003	BH05003	BH05003	BH05003	BH05003	BH05003	BH05003	BH05003	BH05003	BH05004
						Sampled_Date_Time	26/06/2020	01/10/2020	06/12/2019	15/01/2020	28/02/2020	27/03/2020	27/03/2020	29/04/2020	12/05/2020	10/06/2020	10/06/2020	31/07/2020	31/07/2020	06/12/2019
						Sample_Depth_Avg	8	1.71	0.83	2.35	41	30	30	42	42	42	42	1.32	1.32	1.27
						Project_ID	LTC - Phase 2 LTM	LTC - Phase 2	LTC - Phase 2	LTC - Phase 2	LTC - Phase 2 LTM	LTC - Phase 2 LTM	LTC - Phase 2 LTM	LTC - Phase 2 LTM	LTC - Phase 2 LTM	LTC - Phase 2	LTC - Phase 2 LTM	LTC - Phase 2	LTC - Phase 2 LTM	LTC - Phase 2
				UK Drinking Water Standards	UK Estuaries and coastal waters EQS	UK Freshwater EQS														
Chem_Group	**Analyte**	**Units**	**MDL**																	
	Iprodione	µg/L					-	-	<0.03	<0.03	<0.03	-	-	-	-	-	-	-	-	-
	Isodrin	µg/L	0.01		0.00125[#43]	0.0025[#44]	-	-	<0.01	<0.01	<0.01	-	-	-	-	-	-	-	-	-
	Isoproturon	µg/L			0.3[#2]	0.3[#2]	-	-	<0.01	<0.01	<0.01	-	-	-	-	-	-	-	-	-
	Linuron	µg/L			0.5[#2]	0.5[#2]	-	-	<0.02	<0.02	<0.02	-	-	-	-	-	-	-	-	-
	Malathion	µg/L	0.01		0.02[#4]	0.01[#4]	-	-	<0.01	<0.01	<0.01	-	-	-	-	-	-	-	-	-
	2-Methyl-4-chlorophenoxyacetic acid	µg/L					-	-	<0.01	<0.01	<0.01	-	-	-	-	-	-	-	-	-
	2-Methyl-4-Chlorophenoxy Butanoic Acid	µg/L					-	-	<0.02	<0.02	<0.02	-	-	-	-	-	-	-	-	-
	Mecoprop	µg/L			18[#2]	18[#2]	-	-	<0.01	<0.01	<0.01	-	-	-	-	-	-	-	-	-
	Mefenpyr-diethyl	µg/L					-	-	<0.02	<0.02	<0.02	-	-	-	-	-	-	-	-	-
	Metachlor	µg/L	0.01		0.3[#2]	0.3[#2]	-	-	<0.01	<0.01	<0.01	-	-	-	-	-	-	-	-	-
	Metalaxyl	µg/L					-	-	<0.01	<0.01	<0.01	-	-	-	-	-	-	-	-	-
	Methamidophos	µg/L					-	-	<0.01	<0.01	<0.01	-	-	-	-	-	-	-	-	-
	Methidathion	µg/L					-	-	<0.01	<0.01	<0.01	-	-	-	-	-	-	-	-	-
	Methiocarb	µg/L				0.01[#4]	-	-	<0.01	<0.01	<0.01	-	-	-	-	-	-	-	-	-
	Methomyl	µg/L					-	-	<0.01	<0.01	<0.01	-	-	-	-	-	-	-	-	-
	Methoxychlor	µg/L	0.01				-	-	<0.01	<0.01	<0.03	-	-	-	-	-	-	-	-	-
	Methoxyfenozide	µg/L					-	-	<0.03	<0.03	<0.03	-	-	-	-	-	-	-	-	-
	Methyl parathion	µg/L	0.01				-	-	<0.01	<0.02	<0.01	-	-	-	-	-	-	-	-	-
	Metolachlor	µg/L					-	-	<0.01	<0.01	<0.01	-	-	-	-	-	-	-	-	-
	Metoxuron	µg/L					-	-	<0.01	<0.01	<0.01	-	-	-	-	-	-	-	-	-
	Metsulfuron Methyl	µg/L					-	-	<0.01	<0.01	<0.01	-	-	-	-	-	-	-	-	-
	Mevinphos (Phosdrin)	µg/L	0.01			0.02(MAC)[#46]	-	-	<0.01	<0.01	<0.01	-	-	-	-	-	-	-	-	-
	Molinate	µg/L					-	-	<0.01	<0.01	<0.01	-	-	-	-	-	-	-	-	-
	Monlinuran	µg/L					-	-	<0.02	<0.02	<0.02	-	-	-	-	-	-	-	-	-
	Monocrotophos	µg/L					-	-	<0.01	<0.01	<0.01	-	-	-	-	-	-	-	-	-
	Napropamide	µg/L					-	-	<0.01	<0.01	<0.01	-	-	-	-	-	-	-	-	-
	Flusilazole (NuStar)	µg/L					-	-	<0.01	<0.01	<0.01	-	-	-	-	-	-	-	-	-

						Location	BH05002	BH05002	BH05003	BH05003	BH05003	BH05003	BH05003	BH05003	BH05003	BH05003	BH05003	BH05003	BH05003	BH05004
						Sampled_Date_Time	26/06/2020	01/10/2020	06/12/2019	15/01/2020	28/02/2020	27/03/2020	27/03/2020	29/04/2020	12/05/2020	10/06/2020	10/06/2020	31/07/2020	31/07/2020	06/12/2019
						Sample_Depth_Avg	8	1.71	0.83	2.35	41	30	30	42	42	42	42	1.32	1.32	1.27
						Project_ID	LTC - Phase 2 LTM	LTC - Phase 2	LTC - Phase 2	LTC - Phase 2	LTC - Phase 2 LTM	LTC - Phase 2 LTM	LTC - Phase 2 LTM	LTC - Phase 2 LTM	LTC - Phase 2 LTM	LTC - Phase 2	LTC - Phase 2 LTM	LTC - Phase 2	LTC - Phase 2 LTM	LTC - Phase 2
				UK Drinking Water Standards	UK Estuaries and coastal waters EQS	UK Freshwater EQS														
Chem_Group	**Analyte**	**Units**	**MDL**																	
	o,p-DDD	µg/L	0.01				-	-	<0.01	<0.01	<0.01	-	-	-	-	-	-	-	-	-
	o,p'-DDE	µg/L	0.01				-	-	<0.01	<0.01	<0.01	-	-	-	-	-	-	-	-	-
	o,p-Methoxychlor	µg/L	0.01				-	-	-	-	<0.02	-	-	-	-	-	-	-	-	-
	Omethoate	µg/L	0.01			0.01[#4]	-	-	<0.01	<0.01	<0.01	-	-	-	-	-	-	-	-	-
	Oxamyl	µg/L					-	-	<0.01	<0.01	<0.01	-	-	-	-	-	-	-	-	-
	Paclobutrazol	µg/L					-	-	<0.02	<0.02	<0.02	-	-	-	-	-	-	-	-	-
	Methyl Paraoxon	µg/L					-	-	<0.02	<0.02	<0.02	-	-	-	-	-	-	-	-	-
	Parathion	µg/L	0.01				-	-	<0.01	<0.01	<0.01	-	-	-	-	-	-	-	-	-
	Pendimethalin	µg/L	0.01			0.3[#2]	-	-	<0.01	<0.01	<0.01	-	-	-	-	-	-	-	-	-
	Imidacloprid	µg/L					-	-	<0.01	<0.01	<0.01	-	-	-	-	-	-	-	-	-
	Permethrin	µg/L	0.01		0.0002[#4]	0.001[#4]	-	-	-	-	<0.01	-	-	-	-	-	-	-	-	-
	Permethrin II	µg/L	0.01				-	-	-	-	<0.01	-	-	-	-	-	-	-	-	-
	Phorate	µg/L	0.01				-	-	<0.01	<0.01	<0.01	-	-	-	-	-	-	-	-	-
	Phosmet	µg/L					-	-	<0.05	<0.05	<0.05	-	-	-	-	-	-	-	-	-
	Lenacil	µg/L					-	-	<0.03	<0.03	<0.03	-	-	-	-	-	-	-	-	-
	Picloram	µg/L					-	-	<0.02	<0.02	<0.02	-	-	-	-	-	-	-	-	-
	Picoxystrobin	µg/L					-	-	<0.01	<0.01	<0.01	-	-	-	-	-	-	-	-	-
	Pirimicarb	µg/L			1[#4]	1[#4]	-	-	<0.01	<0.01	<0.01	-	-	-	-	-	-	-	-	-
	Pirimiphos-methyl	µg/L	0.01		0.015[#4]	0.015[#4]	-	-	<0.01	<0.01	<0.01	-	-	-	-	-	-	-	-	-
	Pirimphos-ethyl	µg/L					-	-	<0.02	<0.02	<0.02	-	-	-	-	-	-	-	-	-
	Prochloraz	µg/L			4[#4]	4[#4]	-	-	<0.02	<0.02	<0.02	-	-	-	-	-	-	-	-	-
	Profenofos	µg/L					-	-	<0.01	<0.01	<0.01	-	-	-	-	-	-	-	-	-
	Promecarb	µg/L					-	-	<0.01	<0.01	<0.01	-	-	-	-	-	-	-	-	-
	Prometon	µg/L					-	-	<0.02	<0.02	<0.02	-	-	-	-	-	-	-	-	-
	Prometryn	µg/L	0.01				-	-	<0.01	<0.01	<0.01	-	-	-	-	-	-	-	-	-
	Pronamide	µg/L	0.01		100[#4]	100[#4]	-	-	<0.01	<0.01 - 0.011	<0.01	-	-	-	-	-	-	-	-	-
	Propanil	µg/L					-	-	<0.03	<0.03	<0.03	-	-	-	-	-	-	-	-	-

						Location	BH05002	BH05002	BH05003	BH05003	BH05003	BH05003	BH05003	BH05003	BH05003	BH05003	BH05003	BH05003	BH05003	BH05004
						Sampled_Date_Time	26/06/2020	01/10/2020	06/12/2019	15/01/2020	28/02/2020	27/03/2020	27/03/2020	29/04/2020	12/05/2020	10/06/2020	10/06/2020	31/07/2020	31/07/2020	06/12/2019
						Sample_Depth_Avg	8	1.71	0.83	2.35	41	30	30	42	42	42	42	1.32	1.32	1.27
						Project_ID	LTC - Phase 2 LTM	LTC - Phase 2	LTC - Phase 2	LTC - Phase 2	LTC - Phase 2 LTM	LTC - Phase 2 LTM	LTC - Phase 2 LTM	LTC - Phase 2 LTM	LTC - Phase 2 LTM	LTC - Phase 2	LTC - Phase 2 LTM	LTC - Phase 2	LTC - Phase 2 LTM	LTC - Phase 2
				UK Drinking Water Standards	UK Estuaries and coastal waters EQS	UK Freshwater EQS														
Chem_Group	**Analyte**	**Units**	**MDL**																	
	Propazine	µg/L	0.01				-	-	<0.01	<0.01	<0.01	-	-	-	-	-	-	-	-	-
	Propham	µg/L					-	-	<0.05	<0.05	<0.05	-	-	-	-	-	-	-	-	-
	Propiconazole	µg/L					-	-	<0.01	0.015	<0.01	-	-	-	-	-	-	-	-	-
	Propoxycarbazone-sodium	µg/L					-	-	<0.01	<0.05	<0.01	-	-	-	-	-	-	-	-	-
	Pursuit	µg/L					-	-	<0.01	<0.01	<0.01	-	-	-	-	-	-	-	-	-
	Pyriproxyfen	µg/L					-	-	<0.03	<0.03	<0.03	-	-	-	-	-	-	-	-	-
	Quinclorac	µg/L					-	-	<0.02	<0.02	<0.02	-	-	-	-	-	-	-	-	-
	Quinoxyfen	µg/L					-	-	<0.04	<0.04	<0.04	-	-	-	-	-	-	-	-	-
	Savey	µg/L					-	-	<0.02	<0.02	<0.02	-	-	-	-	-	-	-	-	-
	Sethoxydim	µg/L					-	-	<0.02	<0.02	<0.02	-	-	-	-	-	-	-	-	-
	Simazine	µg/L	0.01		1[#2]	1[#2]	-	-	<0.01	<0.01	<0.01	-	-	-	-	-	-	-	-	-
	Tebuthiuron	µg/L					-	-	<0.02	<0.02	<0.02	-	-	-	-	-	-	-	-	-
	Terbutryn	µg/L	0.01				-	-	<0.01	<0.01	<0.01	-	-	-	-	-	-	-	-	-
	Terbuthylazine	µg/L					-	-	-	-	<0.01	-	-	-	-	-	-	-	-	-
	Terbutylazine	µg/L							<0.01	<0.01										-
	Phosalone	µg/L	0.01				-	-	<0.01	<0.01	<0.01	-	-	-	-	-	-	-	-	-
	Phosphamidon	µg/L	0.01				-	-	<0.01	<0.01	<0.01	-	-	-	-	-	-	-	-	-
	Thiobencarb	µg/L					-	-	<0.01	<0.01	<0.01	-	-	-	-	-	-	-	-	-
	Thiophanate-methyl	µg/L					-	-	<0.03	<0.03	<0.03	-	-	-	-	-	-	-	-	-
	Triadimefon	µg/L	0.01				-	-	<0.01	<0.01	<0.01	-	-	-	-	-	-	-	-	-
	Triadimenol	µg/L					-	-	<0.01	<0.01	<0.01	-	-	-	-	-	-	-	-	-
	Triallate	µg/L	0.01		0.25[#4]	0.25[#4]	-	-	<0.05	<0.05	<0.01	-	-	-	-	-	-	-	-	-
	Triasulfuron	µg/L					-	-	<0.02	<0.02	<0.02	-	-	-	-	-	-	-	-	-
	Tributyl phosphate	µg/L	0.01		50[#4]	50[#4]	-	-	<0.1	-	-	-	-	-	-	-	-	-	-	-
	Triclopyr	µg/L					-	-	<0.03	<0.03	<0.03	-	-	-	-	-	-	-	-	-
	Triclosan	µg/L					-	-	<0.05	<0.05	<0.05	-	-	-	-	-	-	-	-	-
	Trifluralin	µg/L	0.01		0.03[#2]	0.03[#2]	-	-	<0.01	<0.01	<0.01	-	-	-	-	-	-	-	-	-

						Location	BH05002	BH05002	BH05003	BH05003	BH05003	BH05003	BH05003	BH05003	BH05003	BH05003	BH05003	BH05003	BH05003	BH05004
						Sampled_Date_Time	26/06/2020	01/10/2020	06/12/2019	15/01/2020	28/02/2020	27/03/2020	27/03/2020	29/04/2020	12/05/2020	10/06/2020	10/06/2020	31/07/2020	31/07/2020	06/12/2019
						Sample_Depth_Avg	8	1.71	0.83	2.35	41	30	30	42	42	42	42	1.32	1.32	1.27
						Project_ID	LTC - Phase 2 LTM	LTC - Phase 2	LTC - Phase 2	LTC - Phase 2	LTC - Phase 2 LTM	LTC - Phase 2 LTM	LTC - Phase 2 LTM	LTC - Phase 2 LTM	LTC - Phase 2 LTM	LTC - Phase 2	LTC - Phase 2 LTM	LTC - Phase 2	LTC - Phase 2 LTM	LTC - Phase 2
				UK Drinking Water Standards	UK Estuaries and coastal waters EQS	UK Freshwater EQS														
Chem_Group	**Analyte**	**Units**	**MDL**																	
	Tebuconazole	µg/L					-	-	<0.01	0.022	<0.01	-	-	-	-	-	-	-	-	-
	Telodrin	µg/L	0.01				-	-	<0.01	<0.01	<0.01	-	-	-	-	-	-	-	-	-
	Triazophos	µg/L	0.01		0.005[#4]	0.005[#4]	-	-	<0.02	<0.02	<0.01	-	-	-	-	-	-	-	-	-
	Tricyclazole	µg/L					-	-	<0.01	<0.01	<0.01	-	-	-	-	-	-	-	-	-
Surrogate	Surrogate Value	%					-	-	-	-	-	-	-	-	-	-	-	-	-	-
SVOC TIC	SVOC TICS - Detect	Detect					-	-	-	-	-	-	-	-	-	-	-	-	-	-
	SVOC Tentatively Identified Compounds	µg/L	10				-	-	-	-	-	-	-	-	-	-	-	-	-	-
VOC TIC	VOC TICs - Detect	Detect					-	-	-	-	-	-	-	-	-	-	-	-	-	-
	VOC Tentatively Identified Compounds	µg/l	10				-	-	-	-	-	-	-	-	-	-	-	-	-	-
Other	Biochemical Oxygen Demand (5-day test)	µg/L	1000				-	<1000	-	-	-	-	-	-	-	-	-	-	-	-
	Redox	mV					-	-	-	-	-	-	-	-	-	-	-	-	-	-
	Salinity (no units)	PSS-78							<2	<2										<2
	Conductivity @ 20oC	µS/cm	5				26,000	25,900	691	1080	647	658	663	646	684	649	701	681	678	1850
	Total Dissolved Solids (Filtered)	mg/L	10				19,200	19,700	462	704	450	443	439	442	425	485	458	5760	573	1190
	Biological Oxygen Demand	mg/L	1				<3	-	<1	4.02	<3	<1	2.19	<1	<1	<1	<1	<3	<3	1.23
	Chemical Oxygen Demand	mg/L	7				470	332	24.4	77.1	9.8	<7	<7	<7	10.1	<7	<7	<7	8	15.8
	Dissolved Organic Carbon (Filtered)	µg/L	3000				43,200	41,800	<3000	8350	<3000	<3000	<3000	<3000	<3000	<3000	<3000	<3000	<3000	<3000
	pH (Lab)	pH_Units	1	6.5-9.5[#1]	6-8.5(MAC)[#46]	6-9(MAC)[#46]	6.99	7.1	7.67	8.13	7.65	7.45	7.5	7.53	7.42	7.47	7.61	7.28	7.28	7.81
	Total Organic Carbon	mg/l	3						-	-										-

Environmental Standards Comments

						Location	BH05002	BH05002	BH05003	BH05003	BH05003	BH05003	BH05003	BH05003	BH05003	BH05003	BH05003	BH05003	BH05003	BH05004
						Sampled_Date_Time	26/06/2020	01/10/2020	06/12/2019	15/01/2020	28/02/2020	27/03/2020	27/03/2020	29/04/2020	12/05/2020	10/06/2020	10/06/2020	31/07/2020	31/07/2020	06/12/2019
						Sample_Depth_Avg	8	1.71	0.83	2.35	41	30	30	42	42	42	42	1.32	1.32	1.27
						Project_ID	LTC - Phase 2 LTM	LTC - Phase 2	LTC - Phase 2	LTC - Phase 2	LTC - Phase 2 LTM	LTC - Phase 2 LTM	LTC - Phase 2 LTM	LTC - Phase 2 LTM	LTC - Phase 2 LTM	LTC - Phase 2	LTC - Phase 2 LTM	LTC - Phase 2	LTC - Phase 2 LTM	LTC - Phase 2
Chem_Group	**Analyte**	**Units**	**MDL**	UK Drinking Water Standards	UK Estuaries and coastal waters EQS	UK Freshwater EQS														
#1:Water Supply (Water Quality) Regulations 2016.																				
#2:Water Framework Directive (Standards and Classification) Directions (England and Wales) 2015.																				

#3:Operational Targets and EQS. EA, April 2018
#4:Water Framework Directive (Standards & Classification) Directions (England & Wales) 2015. Dissolved fraction.
#5:Water Framework Directive (Standards & Classification) Directions (England & Wales) 2015. Dissolved fraction. Lowest criteria presented (<40mg/l of CaCO3). See 'further assessment' if criteria exceeded and hardness (CaCO3) data available.
#6:Water Framework Directive (Standards and Classification) Directions (England and Wales) 2015. Dissolved Fraction. If hexavalent chromium (CrVI) data is available, a value of 4.7µg/l may be appropriate for the remaining trivalent chromium (CrIII).
#7:Operational Targets and EQS. EA, April 2018. Dissolved fraction.
#8:Water Framework Directive (Standards and Classification) Directions (England and Wales) 2015. Dissolved Fraction. If DOC >1mg/l then a higher criteria applies [3.76+(2.677x((DOC/2)-0.5))]
#9:Water Framework Directive (Standards & Classification) Directions (England & Wales) 2015. Dissolved & bioavailable (bio) fraction plus background. M-BAT tool to assess: http://wfduk.org/resources/rivers-lakes-metal-bioavailability-assessment-tool-m-bat
#10:Water Framework Directive (Standards & Classification) Directions (England & Wales) 2015. Bioavailable (bio) fraction. M-BAT tool to assess: http://wfduk.org/resources/rivers-lakes-metal-bioavailability-assessment-tool-m-bat
#11:Water Framework Directive (Standards and Classification) Directions (England and Wales) 2015. Dissolved Fraction. MAC adopted in absence of AA value.
#12:Guidelines for Drinking-water Quality, 4th Edition. WHO, 2011. Informal value.
#13:Operational Targets and EQS. EA, April 2018.
#14:Operational Targets and EQS. EA, April 2018. Lowest criteria presented (<200mg/l CaCO3). See 'further assessment' values if criteria exceeded and hardness (CaCO3) data available.
#15:Guidelines for Drinking-water Quality, 4th Edition. WHO, 2011. Based on taste rather than a formal guideline.
#16:Operational Targets and EQS. EA, April 2018. Dissolved plus ambient background concentration. For saltwater, an Ambient Background Concentration of 1.1 µg/l has been used.
#17:Water Framework Directive (Standards and Classification) Directions (England and Wales) 2015. Indicator of 'good' status (90%ile) - Ammonia standard for lakes and rivers (total ammonia as nitrogen).
#18:Operational Targets and EQS. EA, April 2018. Dissolved fraction. Lowest criteria presented (<50 mg/l CaCO3). See 'further assessment' values if criteria exceeded and hardness (CaCO3) data available.
#19:Water Supply (Water Quality) Regulations 2016. As NO3.
#20:Water Supply (Water Quality) Regulations 2016. As NO2.

						Location	BH05002	BH05002	BH05003	BH05003	BH05003	BH05003	BH05003	BH05003	BH05003	BH05003	BH05003	BH05003	BH05003	BH05004
						Sampled_Date_Time	26/06/2020	01/10/2020	06/12/2019	15/01/2020	28/02/2020	27/03/2020	27/03/2020	29/04/2020	12/05/2020	10/06/2020	10/06/2020	31/07/2020	31/07/2020	06/12/2019
						Sample_Depth_Avg	8	1.71	0.83	2.35	41	30	30	42	42	42	42	1.32	1.32	1.27
						Project_ID	LTC - Phase 2 LTM	LTC - Phase 2	LTC - Phase 2	LTC - Phase 2	LTC - Phase 2 LTM	LTC - Phase 2 LTM	LTC - Phase 2 LTM	LTC - Phase 2 LTM	LTC - Phase 2 LTM	LTC - Phase 2	LTC - Phase 2 LTM	LTC - Phase 2	LTC - Phase 2 LTM	LTC - Phase 2
				UK Drinking Water Standards	UK Estuaries and coastal waters EQS	UK Freshwater EQS														
Chem_Group	**Analyte**	**Units**	**MDL**																	

#21:Water Supply (Water Quality) Regulations 2016. As SO4.
#22:Water Supply (Water Quality) Regulations 2016. Value of 0.1µg/l for PAH split between four individual PAH. Requires summation of benzo(b)fluoranthene, benzo(k)fluoranthene, benzo(ghiperylene and indeno(123cd)pyrene to use 0.1µg/l value.
#23:Water Framework Directive (Standards and Classification) Directions (England and Wales) 2015. Benzo(a)pyrene can be considered as a marker for other PAH for comparison with the corresponding AA-EQS in water.
#24:No UK DWS for total petroleum hydrocarbons (TPH), or speciated TPH fractions. A value of 10 µg/l is adopted for sum TPH based on the rescinded Private Water Supply Regulations, 1991.
#25:No UK EQS for total petroleum hydrocarbons (TPH), or speciated TPH fractions. A value of 50 µg/l is adopted for sum TPH protection of surface water based on 50µg/l-1000µg/l (Surface Waters (Abstraction for Drinking Water) Regulations 1989).
#26:Guidelines for Drinking-water Quality, 4th Edition. WHO, 2011
#27:Proposed Environmental Quality Standard, in absence of legislative standard (Ayscough et al., 2002). https://assets.publishing.service.gov.uk/government/uploads/system/uploads/attachment_data/file/291223/sp2-115-tr4-e-e.pdf
#28:Guidelines for Drinking-water Quality, 4th Edition. WHO, 2011. Value of 500µg/l for sum xylenes split between isomers. Requires summation of m,p & o isomers to use 500µg/l value.
#29:Operational Targets and EQS. EA, April 2018. Value of 30µg/l for sum xylenes split between isomers. Requires summation of m,p & o isomers to use 30µg/l value.
#30:The taste and odour threshold of 15µg/l is commonly adopted as a guide.
#31:The taste and odour threshold of 15µg/l is commonly adopted as a guide. In situations where there is no risk to a drinking water supply or aquifer, a PNEC value of 2,600µg/l may be used.
#32:Water Framework Directive (Standards and Classification) Directions (England and Wales) 2015. Value of 140µg/l for tetrachloroethane split between 2 isomers. Requires summation of 2 isomers to use 140µg/l value.
#33:Guidelines for Drinking-water Quality, 4th Edition. WHO, 2011. In Scotland a value of 200µg/l is used (WAT-PS-10-01).
#34:US EPA Regional Screening Levels, May 2019. https://www.epa.gov/risk/regional-screening-levels-rsls-generic-tables
#35:Guidelines for Drinking-water Quality, 4th Edition. WHO, 2011. In Scotland a value of 7µg/l is used (WAT-PS-10-01).
#36:Water Supply (Water Quality) Regulations 2016. Value of 100µg/l for sum trihalomethanes split between individual compounds. Requires summation of chloroform, bromoform, chlorodibromomethane and bromodichloromethane to use 100µg/l value.
#37:Guidelines for Drinking-water Quality, 4th Edition. WHO, 2011. Value of 50µg/l for sum cis & trans-DCE split between isomers. Requires summation of cis & trans-DCE isomers to use 50µg/l value.
#38:Water Supply (Water Quality) Regulations 2016. Value of 10µg/l for sum of TCE & PCE split between individual compounds. Requires summation of TCE & PCE to use 10µg/l value.
#39:Water Framework Directive (Standards and Classification) Directions (England and Wales) 2015. Value of 0.4µg/l for sum isomers split between 3 isomers. Requires summation of isomers to use 0.4µg/l value.
#40:Water Framework Directive (Standards and Classification) Directions (England and Wales) 2015. Value of 20µg/l for sum isomers split between 3 isomers. Requires summation of isomers to use 20µg/l value.
#41:Position statement (WAT-PS-10-01), SEPA August 2014.
#42:Water Framework Directive (Standards and Classification) Directions (England and Wales) 2015. Value of 0.025µg/l for sum DDT isomers split between 4 isomers. Requires summation of 4 isomers to use 0.025µg/l value.
#43:Water Framework Directive (Standards and Classification) Directions (England and Wales) 2015. Value of 0.005µg/l for sum isomers split between 4 isomers. Requires summation of isomers to use 0.005µg/l value.
#44:Water Framework Directive (Standards and Classification) Directions (England and Wales) 2015. Value of 0.01µg/l for sum isomers split between 4 isomers. Requires summation of isomers to use 0.01µg/l value.
#45:Water Framework Directive (Standards and Classification) Directions (England and Wales) 2015. Relates to p,p-DDT (CAS 50-29-3)
#46:Operational Targets and EQS. EA, April 2018. Maximum Allowable Concentration (MAC) adopted in absence of Annual Average (AA) value.

Key

<0.6	Result MDL exceeds GAC
27.8	Result exceeds GAC
-	Determinand not tested for

Notes

Where a range is given a determinand has been analysed for by more than one method

						Location	BH05004	BH05004	BH05004	BH05004	BH05004	BH05004	BH05004	BH05004	BH05005	BH05005	BH05005	BH05005	BH05005
						Sampled_Date_Time	14/01/2020	06/03/2020	26/03/2020	22/04/2020	13/05/2020	13/05/2020	10/06/2020	04/08/2020	15/11/2019	15/01/2020	28/02/2020	26/03/2020	29/04/2020
						Sample_Depth_Avg	0.45	34.5	32	33	34	34	33	1.95	3	0.2	2.5	3.4	2.5
						Project_ID	LTC - Phase 2	LTC - Phase 2 LTM	LTC - Phase 2 LTM	LTC - Phase 2 LTM	LTC - Phase 2 LTM	LTC - Phase 2 LTM	LTC - Phase 2 LTM	LTC - Phase 2 LTM	LTC - Phase 2	LTC - Phase 2	LTC - Phase 2 LTM	LTC - Phase 2 LTM	LTC - Phase 2 LTM
				UK Drinking Water Standards	UK Estuaries and coastal waters EQS	UK Freshwater EQS													
Chem_Group	**Analyte**	**Units**	**MDL**																
Metals	Antimony	µg/L	4	5[#1]			-	<4	-	-	-	-	-	-	-	-	<4	-	-
	Antimony (Filtered)	µg/L	1	5[#1]			-				-	-			-	-			
	Arsenic	µg/L	2	10[#1]	25[#2]	50[#2]	-	<2	<2	<2	<2	<2	<2	<2	-	-	16.4	10.1	9.04
	Arsenic (Filtered)	µg/L	0.5	10[#1]	25[#2]	50[#2]	0.619	<0.5	<0.5	<0.5	<0.5	<0.5	<0.5	<0.5	10.1	4.32	5.36	9.32	8.56
	Barium (Filtered)	µg/L	0.2	1300[#3]			-				-	-			-	-		-	-
	Beryllium (Filtered)	µg/L	0.1				-				-	-			-	-		-	-
	Boron	µg/L	20	1000[#1]	7000[#4]	2000[#4]	-	68.9	54.5	61.3	61.5	64.2	49.7	65.7	-	-	875	1990	1420
	Boron (Filtered)	µg/L	10	1000[#1]	7000[#4]	2000[#4]	106	76.3	55.3	58.2	62.5	63.2	60.5	48.5	1660	863	784	1840	1400
	Cadmium	µg/L	0.5	5[#1]	0.2[#5]	0.08[#6]	-	<0.5	<0.5	<0.5	<0.5	<0.5	<0.5	<0.5	-	-	<0.5	<0.5	<0.5
	Cadmium (Filtered)	µg/L	0.08	5[#1]	0.2[#5]	0.08[#6]	<0.08	<0.08	<0.08	<0.08	<0.08	<0.08	<0.08	<0.08	<0.08	<0.08	<0.08	<0.08	<0.08
	Chromium (hexavalent) (Filtered)	µg/L	3		0.6[#5]	3.4[#5]	<3	<3	<3	<3	<3	<3	<3	<3	<3	<3	<3	<3	<3
	Chromium	µg/L	3	50[#1]	0.6[#5]	3.4[#7]	-	<3	<3	<3	<3	<3	<3	<3	-	-	32.3	<3	<3
	Chromium (Filtered)	µg/L	1	50[#1]	0.6[#5]	3.4[#7]	<1	<1	<1	<1	<1	<1	<1	<1	<1	1.07	<1	<1	<1
	Chromium (Trivalent) (Filtered)	µg/L	3			4.7[#5]	<3	<3	<3	<3	<3	<3	<3	<3	<3	<3	<3	<3	<3
	Cobalt (Filtered)	µg/L	0.5		3[#8]	3[#8]	<0.5	0.54	0.606	0.652	0.578	0.56	<0.5	<0.5	17.5	7.27	8.04	16.6	14.2
	Copper	µg/L	1	2000[#1]	3.76[#9]	1(bio)[#10]	-	<1	1.05	1.21	<1	<1	<1	<1	-	-	22.6	<1	2.13
	Copper (Filtered)	µg/L	0.3	2000[#1]	3.76[#9]	1(bio)[#10]	1.91	-	<0.3	0.422	<0.3	<0.3	0.398	<0.3	<0.3	3.6	4.27	<0.3	0.686
	Iron (Filtered)	µg/L	19	200[#1]	1000[#2]	1000[#2]	<19	<19	<19	<19	<19	<19	<19	<19	4980	407	781	4650	3020
	Lead	µg/L	1	10[#1]	1.3[#5]	1.2(bio)[#10]	-	-	-	-	-	-	-	-	-	-	-	-	-
	Lead (Filtered)	µg/L	0.2	10[#1]	1.3[#5]	1.2(bio)[#10]	<0.2	<0.2	0.204	<0.2	<0.2	<0.2	<0.2	<0.2	<0.2	0.433	1.09	0.425	0.215
	Manganese	µg/L	1	50[#1]		123(bio)[#11]	-	138	174	182	161	161	71.9	66.6	-	-	3860	8170	5680
	Manganese (Filtered)	µg/L	3	50[#1]		123(bio)[#11]	55.9	144	161	159	138	135	69.2	65.6	6870	2850	3150	7280	6080
	Mercury	µg/L	0.02	1[#1]	0.07(MAC)[#12]	0.07(MAC)[#12]	-	<0.02	<0.02	<0.02	<0.02	<0.02	<0.02	<0.02	-	-	0.0584	<0.02	<0.02
	Mercury (Filtered)	µg/L	0.01	1[#1]	0.07(MAC)[#12]	0.07(MAC)[#12]	<0.01	<0.01	<0.01	<0.01	<0.01	<0.01	<0.01	<0.01	<0.01	<0.01	<0.01	<0.01	<0.01
	Molybdenum	µg/L	9	70[#13]			-	<9	-	-	-	-	-	-	-	-	<9	-	-
	Molybdenum (Filtered)	µg/L	3	70[#13]			-				-	-			-	-			
	Nickel	µg/L	1	20[#1]	8.6[#5]	4(bio)[#10]	-	16.8	20.8	20.8	19	19.3	18.2	18.8	-	-	142	15.9	155
	Nickel (Filtered)	µg/L	0.4	20[#1]	8.6[#5]	4(bio)[#10]	10.6	16.3	18.8	18.7	17.6	18.2	18.4	17.3	12.7	14	140	13.6	97.8

						Location	BH05004	BH05004	BH05004	BH05004	BH05004	BH05004	BH05004	BH05004	BH05005	BH05005	BH05005	BH05005	BH05005
						Sampled_Date_Time	14/01/2020	06/03/2020	26/03/2020	22/04/2020	13/05/2020	13/05/2020	10/06/2020	04/08/2020	15/11/2019	15/01/2020	28/02/2020	26/03/2020	29/04/2020
						Sample_Depth_Avg	0.45	34.5	32	33	34	34	33	1.95	3	0.2	2.5	3.4	2.5
						Project_ID	LTC - Phase 2	LTC - Phase 2 LTM	LTC - Phase 2 LTM	LTC - Phase 2 LTM	LTC - Phase 2 LTM	LTC - Phase 2 LTM	LTC - Phase 2 LTM	LTC - Phase 2 LTM	LTC - Phase 2	LTC - Phase 2	LTC - Phase 2 LTM	LTC - Phase 2 LTM	LTC - Phase 2 LTM
				UK Drinking Water Standards	UK Estuaries and coastal waters EQS	UK Freshwater EQS													
Chem_Group	**Analyte**	**Units**	**MDL**																
	Selenium	µg/L	1	10[#1]			-	1.21	1.09	1.19	1.96	1.02	1.12	1.32	-	-	-	<1	<1
	Selenium (Filtered)	µg/L	1	10[#1]			<1	-	-	-	-	-	-	-	<1	1.92	<1	-	-
	Strontium (Filtered)	µg/L	1				1820	1530	902	850	1020	945	695	658	1650	732	753	1540	1330
	Vanadium	µg/L	5		100[#14]	20[#15]	-	<5	-	-	-	-	-	-	-	-	52.7	-	-
	Vanadium (Filtered)	µg/L	1		100[#14]	20[#15]	-				-	-			-	-			
	Zinc	µg/L	5	3000[#16]	7.9[#17]	10.9(bio)[#10]	-	25.4	17.8	29.5	22.4	22.6	15.5	20.6	-	-	142	11.7	9.52
	Zinc (Filtered)	µg/L	1	3000[#16]	7.9[#17]	10.9(bio)[#10]	42.3	-	-	-	-	-	-	-	4.95	63.2	19.9	-	-
Inorganics	Total Hardness	mg/l	0.35				426	417	396	387	397	388	366	381	1790	420	838	1540	1140
	Alkalinity (Bicarbonate as CaCO3)	mg/L	2				305	-	-	-	280	267	-	-	1150	941	-	-	-
	Alkalinity (Bicarbonate) as HCO3	mg/L	2				372	366	311	309	342	326	299	279	1400	1150	831	1240	1160
	Alkalinity (total) as CaCO3	mg/L	2					300	255	253			245	229			681	1020	950
	Ammoniacal Nitrogen as N (Filtered)	mg/L	0.01		0.021[#2]	0.6[#18]	0.135	1.7	0.348	0.11	0.0817	0.0782	0.0598	0.0362	6.32	0.86	2.83	5.33	4.12
	Ammoniacal Nitrogen as NH3	mg/L	0.2				-	-	-	-	-	-	-	-	-	-	-	-	-
	Ammoniacal Nitrogen as NH3 (Filtered)	mg/L	0.01				-	-	-	-	-	-	-	-	-	-	-	-	-
	Bromide (Filtered)	mg/L	0.06				1.26	0.746	0.505	0.406	0.637	0.555	0.302	0.261	14.4	12.3	6.25	14.6	11.4
	Calcium (Filtered)	mg/L	0.2				119	130	122	126	119	128	132	123	205	93.6	101	174	154
	Chloride (Filtered)	mg/L	0.08	250[#1]		250[#4]	294	233	142	124	191	175	84.6	85.5	3070	2200	1210	3030	2500
	Cyanide (Free) (Filtered)	µg/L	2.5	50[#1]	1[#2]	1[#2]	<2.5	<2.5	<2.5	<2.5	<2.5	<2.5	<2.5	<2.5	<2.5	<2.5	<2.5	<2.5	<2.5
	Cyanide Total (Filtered)	µg/L	5	50[#1]	1[#2]	1[#2]	<5	<5	<5	<5	<5	<5	<5	<5	<5	<5	<5	<5	<5
	cyanides-complex (Filtered)	µg/L	5	50[#1]	1[#2]	1[#2]	<5	<5	<5	<5	<5	<5	<5	<5	<5	<5	<5	<5	<5
	Fluoride (Filtered)	µg/L	500	1500[#1]	5000[#8]	1000[#19]	<500	<500	<500	<500	<500	<500	<500	<500	<500	<500	<500	<500	<500
	Iodide	mg/L					<0.1	<0.1	<0.1	<0.1	<0.1	<0.1	<0.1	<0.1	<0.1	<0.1	<0.1	<0.1	<0.1
	Magnesium (Filtered)	mg/L	0.036				25.8	25.4	13.6	13.7	15	15.3	12	10.6	217	104	105	235	199
	Nitrate (as N) (Filtered)	mg/L	0.0677				6.99	37.7	57.5	58.2	-	-	62.9	59.9	<0.0677	0.152	<0.3	<0.3	<0.3
	Nitrate (as NO3-) (Filtered)	mg/L	0.3	50(NO3)[#20]			30.9	-	-	-	41.1	45.5	-	-	<0.3	0.675	-	-	-
	Nitrite (as NO2-) (Filtered)	mg/L	0.04	0.5(NO2)[#21]			-				-	-			-	-			
	Phosphorus	µg/L	20				-	26.2	28.8	30.3	<20	<20	<20	22.5	-	-	-	309	269

						Location	BH05004	BH05004	BH05004	BH05004	BH05004	BH05004	BH05004	BH05004	BH05005	BH05005	BH05005	BH05005	BH05005
						Sampled_Date_Time	14/01/2020	06/03/2020	26/03/2020	22/04/2020	13/05/2020	13/05/2020	10/06/2020	04/08/2020	15/11/2019	15/01/2020	28/02/2020	26/03/2020	29/04/2020
						Sample_Depth_Avg	0.45	34.5	32	33	34	34	33	1.95	3	0.2	2.5	3.4	2.5
						Project_ID	LTC - Phase 2	LTC - Phase 2 LTM	LTC - Phase 2 LTM	LTC - Phase 2 LTM	LTC - Phase 2 LTM	LTC - Phase 2 LTM	LTC - Phase 2 LTM	LTC - Phase 2 LTM	LTC - Phase 2	LTC - Phase 2	LTC - Phase 2 LTM	LTC - Phase 2 LTM	LTC - Phase 2 LTM
				UK Drinking Water Standards	UK Estuaries and coastal waters EQS	UK Freshwater EQS													
Chem_Group	**Analyte**	**Units**	**MDL**																
	Phosphorus (Filtered)	µg/L	10				-	-	<10	<10	<10	<10	<10	<10	-	-	-	287	250
	Potassium (Filtered)	mg/L	0.2				8.04	7.7	6.43	6.45	6.5	6.79	6.51	5.82	83.7	55.4	51.6	79.9	75.3
	Sodium (Filtered)	mg/L	0.076	200[#1]			180	137	72.1	69	81.2	79.9	49.7	44.5	1850	1160	898	2160	1610
	Sulphate (Filtered)	mg/L	2	250(SO4)[#22]		400[#4]	68	60.8	67.6	69.9	65.5	67.5	65.5	71.1	1060	1120	610	1280	1170
	Orthophosphate as P (Filtered)	µg/L	20				<20	<20	-	-	-	-	-	-	<20	51.9	<20	-	-
PAH	Naphthalene	µg/L	0.01		2[#2]	2[#2]	0.0254	0.03	0.0128	0.0264	0.0434	0.0469	0.0255	0.0347	<0.01	<0.01	<0.01	<0.01	0.0366
	Acenaphthene	µg/L	0.005			No UK EQS	<0.005	<0.005	<0.005	<0.005	<0.005	<0.005	<0.005	<0.005	<0.005	<0.005	<0.005	<0.005	<0.005
	Acenaphthylene	µg/L	0.005			No UK EQS	0.00513	<0.005	<0.005	0.0121	0.011	0.0136	<0.005	0.00772	<0.005	<0.005	<0.005	<0.005	<0.005
	Fluoranthene	µg/L	0.005		0.0063[#2]	0.0063[#2]	0.0227	0.01	<0.005	0.00579	0.00679	0.0102	<0.005	<0.005	<0.005	0.229	0.0398	<0.005	<0.005
	Anthracene	µg/L	0.005		0.1[#2]	0.1[#2]	<0.005	<0.005	<0.005	<0.005	<0.005	<0.005	<0.005	<0.005	<0.005	0.0284	<0.005	<0.005	<0.005
	Phenanthrene	µg/L	0.005			No UK EQS	0.0118	<0.005	<0.005	<0.005	<0.005	0.00769	<0.005	<0.005	<0.005	0.091	0.0114	<0.005	<0.005
	Fluorene	µg/L	0.005			No UK EQS	<0.005	<0.005	<0.005	<0.005	<0.005	<0.005	<0.005	<0.005	<0.005	0.0163	<0.005	<0.005	<0.005
	Chrysene	µg/L	0.005			No UK EQS	0.0109	<0.005	<0.005	<0.005	<0.005	0.00572	<0.005	<0.005	<0.005	0.0954	0.0232	<0.005	<0.005
	Pyrene	µg/L	0.005			No UK EQS	0.0231	0.01	<0.005	0.00589	0.00688	0.00984	<0.005	<0.005	<0.005	0.218	0.0304	<0.005	<0.005
	Benzo(a)anthracene	µg/L	0.005			No UK EQS	<0.005	<0.005	<0.005	<0.005	<0.005	<0.005	<0.005	<0.005	<0.005	0.0868	0.0129	<0.005	<0.005
	Benzo(b)fluoranthene	µg/L	0.005	0.025[#23]	See BaP[#24]	See BaP[#24]	<0.005	<0.005	<0.005	<0.005	<0.005	0.0146	<0.005	<0.005	<0.005	0.132	0.0353	<0.005	<0.005
	Benzo(k)fluoranthene	µg/L	0.005	0.025[#23]	See BaP[#24]	See BaP[#24]	<0.005	<0.005	<0.005	<0.005	<0.005	<0.005	<0.005	<0.005	<0.005	0.0718	0.0138	<0.005	<0.005
	Benzo(a)pyrene	µg/L	0.002	0.01[#1]	0.00017[#24]	0.00017[#24]	0.013	<0.002	<0.002	<0.002	<0.002	0.00499	<0.002	<0.002	<0.002	0.0996	0.0218	<0.002	<0.002
	Dibenz(a,h)anthracene	µg/L	0.005			No UK EQS	<0.005	<0.005	<0.005	<0.005	<0.005	<0.005	<0.005	<0.005	<0.005	0.0127	<0.005	<0.005	<0.005
	Benzo(g,h,i)perylene	µg/L	0.005	0.025[#23]	See BaP[#24]	See BaP[#24]	0.0146	<0.005	<0.005	<0.005	<0.005	<0.005	<0.005	<0.005	<0.005	0.0663	0.0146	<0.005	<0.005
	Indeno(1,2,3-c,d)pyrene	µg/L	0.005	0.025[#23]	See BaP[#24]	See BaP[#24]	0.00996	<0.005	<0.005	<0.005	<0.005	<0.005	<0.005	<0.005	<0.005	0.0538	0.0121	<0.005	<0.005
	PAH 16 Total	µg/L	0.082				0.137	<0.082	<0.082	<0.082	<0.082	0.114	<0.082	<0.082	<0.082	1.2	0.215	<0.082	<0.082
TPH CWG	>C5-C6 Aliphatics	µg/L	10	See TPH	See TPH	See TPH	<10	<10	<10	<10	<10	<10	<10	<10	<10	<10	<10	<10	<10
	>C6-C8 Aliphatics	µg/L	10	See TPH	See TPH	See TPH	<10	<10	<10	<10	<10	<10	<10	<10	<10	<10	<10	<10	<10
	>C8-C10 Aliphatics	µg/L	10	See TPH	See TPH	See TPH	<10	<10	<10	<10	<10	<10	<10	<10	<10	<10	<10	<10	<10
	>C10-C12 Aliphatics	µg/L	10	See TPH	See TPH	See TPH	<10	<10	<10	<10	<10	<10	<10	<10	<10	<10	<10	<10	<10
	>C12-C16 Aliphatics	µg/L	10	See TPH	See TPH	See TPH	<10	<10	<10	<10	<10	<10	<10	<10	<10	<10	<10	<10	<10

						Location	BH05004	BH05004	BH05004	BH05004	BH05004	BH05004	BH05004	BH05004	BH05005	BH05005	BH05005	BH05005	BH05005
						Sampled_Date_Time	14/01/2020	06/03/2020	26/03/2020	22/04/2020	13/05/2020	13/05/2020	10/06/2020	04/08/2020	15/11/2019	15/01/2020	28/02/2020	26/03/2020	29/04/2020
						Sample_Depth_Avg	0.45	34.5	32	33	34	34	33	1.95	3	0.2	2.5	3.4	2.5
						Project_ID	LTC - Phase 2	LTC - Phase 2 LTM	LTC - Phase 2 LTM	LTC - Phase 2 LTM	LTC - Phase 2 LTM	LTC - Phase 2 LTM	LTC - Phase 2 LTM	LTC - Phase 2 LTM	LTC - Phase 2	LTC - Phase 2	LTC - Phase 2 LTM	LTC - Phase 2 LTM	LTC - Phase 2 LTM
				UK Drinking Water Standards	UK Estuaries and coastal waters EQS	UK Freshwater EQS													
Chem_Group	**Analyte**	**Units**	**MDL**																
	>C16-C21 Aliphatics	µg/L	10	See TPH	See TPH	See TPH	<10	<10	<10	<10	<10	<10	<10	<10	<10	<10	<10	<10	<10
	>C21-C35 Aliphatics	µg/L	10	See TPH	See TPH	See TPH	<10	<10	<10	<10	<10	<10	<10	<10	<10	57	29	<10	<10
	>C16-C35 Aliphatics	µg/L	10				<10	<10	<10	<10	<10	<10	<10	<10	<10	57	29	<10	<10
	Total Aliphatics >C12-C35	µg/L	10				<10	<10	<10	<10	<10	<10	<10	<10	<10	57	29	<10	<10
	>EC5-EC7 Aromatics	µg/L	10					-	-	-			-	-			-	-	-
	>EC6-EC7 Aromatics	µg/L	10				<10	<10	<10	<10	<10	<10	<10	<10	<10	<10	<10	<10	<10
	>EC7-EC8 Aromatics	µg/L	10	See TPH	See TPH	See TPH	<10	<10	<10	<10	<10	<10	<10	<10	<10	<10	<10	<10	<10
	>EC8-EC10 Aromatics	µg/L	10	See TPH	See TPH	See TPH	<10	<10	<10	<10	<10	<10	<10	<10	<10	<10	<10	<10	<10
	>EC10-EC12 Aromatics	µg/L	10	See TPH	See TPH	See TPH	<10	<10	<10	<10	<10	<10	<10	<10	<10	<10	<10	<10	<10
	>EC12-EC16 Aromatics	µg/L	10	See TPH	See TPH	See TPH	<10	<10	<10	<10	<10	<10	<10	<10	<10	<10	<10	<10	<10
	>EC16-EC21 Aromatics	µg/L	10	See TPH	See TPH	See TPH	<10	<10	<10	<10	<10	<10	<10	<10	<10	<10	<10	<10	<10
	>EC21-EC35 Aromatics	µg/L	10	See TPH	See TPH	See TPH	304	<10	<10	<10	<10	<10	<10	<10	<10	123	39	<10	<10
	Total Aromatics >EC12-EC35	µg/L	10				304	<10	<10	<10	<10	<10	<10	<10	<10	123	39	<10	<10
	TPH >C5-C35 Aliphatics/Aromatics	µg/L	10	|10[#25]	|50[#26]	|50[#26]	304	<10	12	<10	<10	<10	<10	<10	<10	180	69	<10	<10
TPH	GRO >C5-12	µg/L	50				<50	<50	<50	<50	<50	<50	<50	<50	<50	<50	<50	<50	<50
BTEX and MTBE	Benzene	µg/L	1	1[#1]	8[#2]	10[#2]	<7	<7	<7	<7	<7	<7	<7	<7	<7	<7	<7	<7	<7
	Toluene	µg/L	1	700[#3]	74[#2]	74[#2]	<4	<4	<4	<4	<4	<4	<4	<4	<4	<4	<4	<4	<4
	Ethylbenzene	µg/L	1	300[#3]	20[#27]	20[#27]	<5	<5	<5	<5	<5	<5	<5	<5	<5	<5	<5	<5	<5
	Xylene (m & p)	µg/L	1	250[#28]	15[#29]	15[#29]	<8	<8	<8	<8	<8	<8	<8	<8	<8	<8	<8	<8	<8
	Xylene (o)	µg/L	1	250[#28]	15[#29]	15[#29]	<3	<3	<3	<3	<3	<3	<3	<3	<3	<3	<3	<3	<3
	Xylene Total	µg/L	2	500[#3]	30[#4]	30[#4]	<11	<11	<11	<11	<11	<11	<11	<11	<11	<11	<11	<11	<11
	MTBE	µg/L	1	15[#30]	15[#30]	15[#31]	<3	<3	<3	<3	<3	<3	<3	<3	<3	<3	<3	<3	<3
	Total BTEX	µg/L	28				<28	<28	<28	<28	<28	<28	<28	<28	<28	<28	<28	<28	<28
VOC	Styrene	µg/L	1		50[#4]	50[#4]	-	-	-	-	-	-	-	-	-	-	-	-	-
	cis-1,3-dichloropropene	µg/L	1				-	-	-	-	-	-	-	-	-	-	-	-	-
	trans-1,3-dichloropropene	µg/L	1				-	-	-	-	-	-	-	-	-	-	-	-	-
	1,1,1,2-tetrachloroethane	µg/L	1			70[#32]	-	-	-	-	-	-	-	-	-	-	-	-	-

						Location	BH05004	BH05004	BH05004	BH05004	BH05004	BH05004	BH05004	BH05004	BH05005	BH05005	BH05005	BH05005	BH05005
						Sampled_Date_Time	14/01/2020	06/03/2020	26/03/2020	22/04/2020	13/05/2020	13/05/2020	10/06/2020	04/08/2020	15/11/2019	15/01/2020	28/02/2020	26/03/2020	29/04/2020
						Sample_Depth_Avg	0.45	34.5	32	33	34	34	33	1.95	3	0.2	2.5	3.4	2.5
						Project_ID	LTC - Phase 2	LTC - Phase 2 LTM	LTC - Phase 2 LTM	LTC - Phase 2 LTM	LTC - Phase 2 LTM	LTC - Phase 2 LTM	LTC - Phase 2 LTM	LTC - Phase 2 LTM	LTC - Phase 2	LTC - Phase 2	LTC - Phase 2 LTM	LTC - Phase 2 LTM	LTC - Phase 2 LTM
				UK Drinking Water Standards	UK Estuaries and coastal waters EQS	UK Freshwater EQS													
Chem_Group	**Analyte**	**Units**	**MDL**																
	1,1,1-trichloroethane	µg/L	1	2000[#33]	100[#4]	100[#4]	-	-	-	-	-	-	-	-	-	-	-	-	-
	1,1,2,2-tetrachloroethane	µg/L	1			70[#32]	-	-	-	-	-	-	-	-	-	-	-	-	-
	1,1,2-trichloroethane	µg/L	1		300[#4]	400[#4]	-	-	-	-	-	-	-	-	-	-	-	-	-
	1,1-dichloroethane	µg/L	1	2.8[#34]			-	-	-	-	-	-	-	-	-	-	-	-	-
	1,1-dichloroethene	µg/L	1	140[#35]			-	-	-	-	-	-	-	-	-	-	-	-	-
	1,1-dichloropropene	µg/L	1				-	-	-	-	-	-	-	-	-	-	-	-	-
	1,2,3-trichloropropane	µg/L	1				-	-	-	-	-	-	-	-	-	-	-	-	-
	1,2,4-trimethylbenzene	µg/L	1				-	-	-	-	-	-	-	-	-	-	-	-	-
	1,2-dibromo-3-chloropropane	µg/L	1				-	-	-	-	-	-	-	-	-	-	-	-	-
	1,2-dibromoethane	µg/L	1				-	-	-	-	-	-	-	-	-	-	-	-	-
	1,2-dichloroethane	µg/L	1	3[#1]	10[#2]	10[#2]	-	-	-	-	-	-	-	-	-	-	-	-	-
	1,2-dichloropropane	µg/L	1				-	-	-	-	-	-	-	-	-	-	-	-	-
	1,3,5-trimethylbenzene	µg/L	1				-	-	-	-	-	-	-	-	-	-	-	-	-
	1,3-dichloropropane	µg/L	1				-	-	-	-	-	-	-	-	-	-	-	-	-
	2,2-dichloropropane	µg/L	1				-	-	-	-	-	-	-	-	-	-	-	-	-
	2-chlorotoluene	µg/L	1				-	-	-	-	-	-	-	-	-	-	-	-	-
	4-chlorotoluene	µg/L	1				-	-	-	-	-	-	-	-	-	-	-	-	-
	Bromobenzene	µg/L	1				-	-	-	-	-	-	-	-	-	-	-	-	-
	Bromochloromethane	µg/L	1				-	-	-	-	-	-	-	-	-	-	-	-	-
	Bromodichloromethane	µg/L	1	25[#36]			-	-	-	-	-	-	-	-	-	-	-	-	-
	Bromoform	µg/L	1	25[#36]			-	-	-	-	-	-	-	-	-	-	-	-	-
	Bromomethane	µg/L	1				-	-	-	-	-	-	-	-	-	-	-	-	-
	Carbon disulfide	µg/L	1				-	-	-	-	-	-	-	-	-	-	-	-	-
	Carbon tetrachloride	µg/L	1	3[#1]	12[#2]	12[#2]	-	-	-	-	-	-	-	-	-	-	-	-	-
	Chlorodibromomethane	µg/L	1	25[#36]			-	-	-	-	-	-	-	-	-	-	-	-	-
	Chloroethane	µg/L	1				-	-	-	-	-	-	-	-	-	-	-	-	-
	Chloroform	µg/L	1	25[#36]	2.5[#2]	2.5[#2]	-	-	-	-	-	-	-	-	-	-	-	-	-

						Location	BH05004	BH05004	BH05004	BH05004	BH05004	BH05004	BH05004	BH05004	BH05005	BH05005	BH05005	BH05005	BH05005
						Sampled_Date_Time	14/01/2020	06/03/2020	26/03/2020	22/04/2020	13/05/2020	13/05/2020	10/06/2020	04/08/2020	15/11/2019	15/01/2020	28/02/2020	26/03/2020	29/04/2020
						Sample_Depth_Avg	0.45	34.5	32	33	34	34	33	1.95	3	0.2	2.5	3.4	2.5
						Project_ID	LTC - Phase 2	LTC - Phase 2 LTM	LTC - Phase 2 LTM	LTC - Phase 2 LTM	LTC - Phase 2 LTM	LTC - Phase 2 LTM	LTC - Phase 2 LTM	LTC - Phase 2 LTM	LTC - Phase 2	LTC - Phase 2	LTC - Phase 2 LTM	LTC - Phase 2 LTM	LTC - Phase 2 LTM
				UK Drinking Water Standards	UK Estuaries and coastal waters EQS	UK Freshwater EQS													
Chem_Group	**Analyte**	**Units**	**MDL**																
	Chloromethane	µg/L	1				-	-	-	-	-	-	-	-	-	-	-	-	-
	cis-1,2-dichloroethene	µg/L	1	25[#37]			-	-	-	-	-	-	-	-	-	-	-	-	-
	Dibromomethane	µg/L	1				-	-	-	-	-	-	-	-	-	-	-	-	-
	Dichlorodifluoromethane	µg/L	1				-	-	-	-	-	-	-	-	-	-	-	-	-
	Dichloromethane	µg/L	3		20[#2]	20[#2]	-	-	-	-	-	-	-	-	-	-	-	-	-
	Isopropylbenzene	µg/L	1				-	-	-	-	-	-	-	-	-	-	-	-	-
	n-butylbenzene	µg/L	1				-	-	-	-	-	-	-	-	-	-	-	-	-
	n-propylbenzene	µg/L	1				-	-	-	-	-	-	-	-	-	-	-	-	-
	p-isopropyltoluene	µg/L	1				-	-	-	-	-	-	-	-	-	-	-	-	-
	sec-butylbenzene	µg/L	1				-	-	-	-	-	-	-	-	-	-	-	-	-
	Trichloroethene	µg/L	1	5[#38]	10[#2]	10[#2]	-	-	-	-	-	-	-	-	-	-	-	-	-
	tert-butylbenzene	µg/L	1				-	-	-	-	-	-	-	-	-	-	-	-	-
	Tetrachloroethene	µg/L	1	5[#38]	10[#2]	10[#2]	-	-	-	-	-	-	-	-	-	-	-	-	-
	trans-1,2-dichloroethene	µg/L	1	25[#37]			-	-	-	-	-	-	-	-	-	-	-	-	-
	Trichlorofluoromethane	µg/L	1				-	-	-	-	-	-	-	-	-	-	-	-	-
	Vinyl chloride	µg/L	1	0.5[#1]			-	-	-	-	-	-	-	-	-	-	-	-	-
	tert-Amyl methyl ether	µg/L	1				-	-	-	-	-	-	-	-	-	-	-	-	-
VOC/SVOC	1,2,3-trichlorobenzene	µg/L	0.01		0.13[#39]	0.13[#39]	-	-	-	-	-	-	-	-	-	-	-	-	-
	1,2,4-trichlorobenzene	µg/L	0.01		0.13[#39]	0.13[#39]	-	-	-	-	-	-	-	-	-	-	-	-	-
	1,2-dichlorobenzene	µg/L	1		6.7[#40]	6.7[#40]	-	-	-	-	-	-	-	-	-	-	-	-	-
	1,3,5-Trichlorobenzene	µg/L	0.01		0.13[#39]	0.13[#39]	-	-	-	-	-	-	-	-	-	-	-	-	-
	1,3-dichlorobenzene	µg/L	1		6.7[#40]	6.7[#40]	-	-	-	-	-	-	-	-	-	-	-	-	-
	1,4-dichlorobenzene	µg/L	1		6.7[#40]	6.7[#40]	-	-	-	-	-	-	-	-	-	-	-	-	-
	Chlorobenzene	µg/L	1	100[#41]			-	-	-	-	-	-	-	-	-	-	-	-	-
	Hexachlorobutadiene	µg/L	0.01		0.6(MAC)[#12]	0.6(MAC)[#12]	-	-	-	-	-	-	-	-	-	-	-	-	-
SVOC	4-bromophenyl phenyl ether	µg/L	1				-	-	-	-	-	-	-	-	-	-	-	-	-
	4-nitroaniline	µg/L	1				-	-	-	-	-	-	-	-	-	-	-	-	-

						Location	BH05004	BH05004	BH05004	BH05004	BH05004	BH05004	BH05004	BH05004	BH05005	BH05005	BH05005	BH05005	BH05005
						Sampled_Date_Time	14/01/2020	06/03/2020	26/03/2020	22/04/2020	13/05/2020	13/05/2020	10/06/2020	04/08/2020	15/11/2019	15/01/2020	28/02/2020	26/03/2020	29/04/2020
						Sample_Depth_Avg	0.45	34.5	32	33	34	34	33	1.95	3	0.2	2.5	3.4	2.5
						Project_ID	LTC - Phase 2	LTC - Phase 2 LTM	LTC - Phase 2 LTM	LTC - Phase 2 LTM	LTC - Phase 2 LTM	LTC - Phase 2 LTM	LTC - Phase 2 LTM	LTC - Phase 2 LTM	LTC - Phase 2	LTC - Phase 2	LTC - Phase 2 LTM	LTC - Phase 2 LTM	LTC - Phase 2 LTM
				UK Drinking Water Standards	UK Estuaries and coastal waters EQS	UK Freshwater EQS													
Chem_Group	**Analyte**	**Units**	**MDL**																
	4-nitrophenol	µg/L	1				-	-	-	-	-	-	-	-	-	-	-	-	-
	2,4,5-trichlorophenol	µg/L	1				-	-	-	-	-	-	-	-	-	-	-	-	-
	2,4,6-trichlorophenol	µg/L	1				-	-	-	-	-	-	-	-	-	-	-	-	-
	2,4-dichlorophenol	µg/L	1		0.42[#2]	4.2[#2]	-	-	-	-	-	-	-	-	-	-	-	-	-
	2,4-dimethylphenol	µg/L	1				-	-	-	-	-	-	-	-	-	-	-	-	-
	2,4-dinitrotoluene	µg/L	1				-	-	-	-	-	-	-	-	-	-	-	-	-
	2,6-dinitrotoluene	µg/L	1				-	-	-	-	-	-	-	-	-	-	-	-	-
	2-chloronaphthalene	µg/L	1				-	-	-	-	-	-	-	-	-	-	-	-	-
	2-chlorophenol	µg/L	1		50[#4]	50[#4]	-	-	-	-	-	-	-	-	-	-	-	-	-
	2-methylnaphthalene	µg/L	1				-	-	-	-	-	-	-	-	-	-	-	-	-
	2-methylphenol	µg/L	1				-	-	-	-	-	-	-	-	-	-	-	-	-
	2-nitroaniline	µg/L	1				-	-	-	-	-	-	-	-	-	-	-	-	-
	2-nitrophenol	µg/L	1				-	-	-	-	-	-	-	-	-	-	-	-	-
	3-nitroaniline	µg/L	1				-	-	-	-	-	-	-	-	-	-	-	-	-
	4,6-Dinitro-2-methylphenol	µg/L					-	-	-	-	-	-	-	-	-	-	-	-	-
	4-chloro-3-methylphenol	µg/L	1		40[#4]	40[#4]	-	-	-	-	-	-	-	-	-	-	-	-	-
	4-chloroaniline	µg/L	1				-	-	-	-	-	-	-	-	-	-	-	-	-
	4-chlorophenyl phenyl ether	µg/L	1				-	-	-	-	-	-	-	-	-	-	-	-	-
	4-methylphenol	µg/L	1				-	-	-	-	-	-	-	-	-	-	-	-	-
	Azobenzene	µg/L	1				-	-	-	-	-	-	-	-	-	-	-	-	-
	Bis(2-chloroethoxy) methane	µg/L	1				-	-	-	-	-	-	-	-	-	-	-	-	-
	Bis(2-chloroethyl)ether	µg/L	1				-	-	-	-	-	-	-	-	-	-	-	-	-
	Bis(2-ethylhexyl) phthalate	µg/L	2		1.3[#2]	1.3[#2]	-	-	-	-	-	-	-	-	-	-	-	-	-
	Butyl benzyl phthalate	µg/L	1		0.75[#2]	7.5[#2]	-	-	-	-	-	-	-	-	-	-	-	-	-
	Carbazole	µg/L	1				-	-	-	-	-	-	-	-	-	-	-	-	-
	Dibenzofuran	µg/L	1				-	-	-	-	-	-	-	-	-	-	-	-	-
	Diethylphthalate	µg/L	1		200[#4]	200[#4]	-	-	-	-	-	-	-	-	-	-	-	-	-

						Location	BH05004	BH05004	BH05004	BH05004	BH05004	BH05004	BH05004	BH05004	BH05005	BH05005	BH05005	BH05005	BH05005
						Sampled_Date_Time	14/01/2020	06/03/2020	26/03/2020	22/04/2020	13/05/2020	13/05/2020	10/06/2020	04/08/2020	15/11/2019	15/01/2020	28/02/2020	26/03/2020	29/04/2020
						Sample_Depth_Avg	0.45	34.5	32	33	34	34	33	1.95	3	0.2	2.5	3.4	2.5
						Project_ID	LTC - Phase 2	LTC - Phase 2 LTM	LTC - Phase 2 LTM	LTC - Phase 2 LTM	LTC - Phase 2 LTM	LTC - Phase 2 LTM	LTC - Phase 2 LTM	LTC - Phase 2 LTM	LTC - Phase 2	LTC - Phase 2	LTC - Phase 2 LTM	LTC - Phase 2 LTM	LTC - Phase 2 LTM
				UK Drinking Water Standards	UK Estuaries and coastal waters EQS	UK Freshwater EQS													
Chem_Group	**Analyte**	**Units**	**MDL**																
	Dimethyl phthalate	µg/L	1		800[#4]	800[#4]	-	-	-	-	-	-	-	-	-	-	-	-	-
	Di-n-butyl phthalate	µg/L	1		8[#4]	8[#4]	-	-	-	-	-	-	-	-	-	-	-	-	-
	Di-n-octyl phthalate	µg/L	5		20[#4]	20[#4]	-	-	-	-	-	-	-	-	-	-	-	-	-
	Hexachlorobenzene	µg/L	0.01		0.05(MAC)[#12]	0.05(MAC)[#12]	-	-	-	-	-	-	-	-	-	-	-	-	-
	Hexachlorocyclopentadiene	µg/L	1				-	-	-	-	-	-	-	-	-	-	-	-	-
	Hexachloroethane	µg/L	1				-	-	-	-	-	-	-	-	-	-	-	-	-
	Isophorone	µg/L	1				-	-	-	-	-	-	-	-	-	-	-	-	-
	Nitrobenzene	µg/L	1				-	-	-	-	-	-	-	-	-	-	-	-	-
	N-nitrosodi-n-propylamine	µg/L	1				-	-	-	-	-	-	-	-	-	-	-	-	-
	Pentachlorobenzene	µg/L	0.01		0.0007[#2]	0.007[#2]	-	-	-	-	-	-	-	-	-	-	-	-	-
	Pentachloronitrobenzene	µg/L	0.01				-	-	-	-	-	-	-	-	-	-	-	-	-
	Pentachlorophenol	µg/L	1		0.4[#2]	0.4[#2]	-	-	-	-	-	-	-	-	-	-	-	-	-
PCB	Heptachlorobiphenyl, 2,3,3,4,4,5,5- (PCB 189)	µg/L	0.015				-	-	-	-	-	-	-	-	-	-	-	-	-
	Hexachlorobiphenyl, 2,3,3,4,4,5- (PCB 156)	µg/L	0.015				-	-	-	-	-	-	-	-	-	-	-	-	-
	Hexachlorobiphenyl, 2,3,3,4,4,5- (PCB 157)	µg/L	0.015				-	-	-	-	-	-	-	-	-	-	-	-	-
	Hexachlorobiphenyl, 2,3,4,4,5,5- (PCB 167)	µg/L	0.015				-	-	-	-	-	-	-	-	-	-	-	-	-
	Hexachlorobiphenyl, 3,3,4,4,5,5- (PCB 169)	µg/L	0.015				-	-	-	-	-	-	-	-	-	-	-	-	-
	PCB 101	µg/L	0.015				-	-	-	-	-	-	-	-	-	-	-	-	-
	PCB 118	µg/L	0.015				-	-	-	-	-	-	-	-	-	-	-	-	-
	PCB 138	µg/L	0.015				-	-	-	-	-	-	-	-	-	-	-	-	-
	PCB 153	µg/L	0.015				-	-	-	-	-	-	-	-	-	-	-	-	-
	PCB 180	µg/L	0.015				-	-	-	-	-	-	-	-	-	-	-	-	-
	PCB 28	µg/L	0.015				-	-	-	-	-	-	-	-	-	-	-	-	-
	PCB 52	µg/L	0.015				-	-	-	-	-	-	-	-	-	-	-	-	-
	Pentachlorobiphenyl, 2,3,3,4,4- (PCB 105)	µg/L	0.015				-	-	-	-	-	-	-	-	-	-	-	-	-
	Pentachlorobiphenyl, 2,3,4,4,5- (PCB 114)	µg/L	0.015				-	-	-	-	-	-	-	-	-	-	-	-	-
	Pentachlorobiphenyl, 2,3,4,4,5- (PCB 123)	µg/L	0.015				-	-	-	-	-	-	-	-	-	-	-	-	-

						Location	BH05004	BH05004	BH05004	BH05004	BH05004	BH05004	BH05004	BH05004	BH05005	BH05005	BH05005	BH05005	BH05005
						Sampled_Date_Time	14/01/2020	06/03/2020	26/03/2020	22/04/2020	13/05/2020	13/05/2020	10/06/2020	04/08/2020	15/11/2019	15/01/2020	28/02/2020	26/03/2020	29/04/2020
						Sample_Depth_Avg	0.45	34.5	32	33	34	34	33	1.95	3	0.2	2.5	3.4	2.5
						Project_ID	LTC - Phase 2	LTC - Phase 2 LTM	LTC - Phase 2 LTM	LTC - Phase 2 LTM	LTC - Phase 2 LTM	LTC - Phase 2 LTM	LTC - Phase 2 LTM	LTC - Phase 2 LTM	LTC - Phase 2	LTC - Phase 2	LTC - Phase 2 LTM	LTC - Phase 2 LTM	LTC - Phase 2 LTM
				UK Drinking Water Standards	UK Estuaries and coastal waters EQS	UK Freshwater EQS													
Chem_Group	**Analyte**	**Units**	**MDL**																
	Pentachlorobiphenyl, 3,3,4,4,5- (PCB 126)	µg/L	0.015				-	-	-	-	-	-	-	-	-	-	-	-	-
	Tetrachlorobiphenyl, 3,3,4,4- (PCB 77)	µg/L	0.015				-	-	-	-	-	-	-	-	-	-	-	-	-
	Tetrachlorobiphenyl, 3,4,4,5- (PCB 81)	µg/L	0.015				-	-	-	-	-	-	-	-	-	-	-	-	-
	Total PCB 7 Congeners	µg/L	0.105				-	-	-	-	-	-	-	-	-	-	-	-	-
Phenolics	Xylenols (Filtered)	µg/L	0.5				<0.5	<0.5	<0.5	<0.5	<0.5	<0.5	0.76	1.06	<0.5	<0.5	<5	<0.5	<0.5
	Cresol Total (Filtered)	µg/L	0.5				<0.5	<0.5	<0.5	<0.5	<0.5	<0.5	<0.5	<0.5	<0.5	1.89	84.7	<0.5	<0.5
	Phenol	µg/L	1	5800[#34]	7.7[#2]	7.7[#2]	-	-	-	-	-	-	-	-	-	-	-	-	-
	Phenol (Filtered)	µg/L	0.5	5800[#34]	7.7[#2]	7.7[#2]	<0.5	<0.5	<0.5	<0.5	<0.5	<0.5	<0.5	<0.5	<0.5	<0.5	6.7	<0.5	<0.5
	Phenols Monohydric (Filtered)	µg/L	0.5				<0.5	<0.5	<0.5	<0.5	<0.5	<0.5	0.76	1.06	<0.5	1.89	91.4	<0.5	<0.5
Organotins	Tributyltin	µg/L	0.001		0.0002[#2]	0.0002[#2]	-	-	-	-	-	-	-	-	-	-	-	-	-
Biological	Coliforms Total (Confirmed)	CFU/100mL					-	-	-	-	-	-	-	-	-	-	-	-	-
	Coliforms Total (Presumptive)	CFU/100mL					-	-	-	-	-	-	-	-	-	-	-	-	-
	Escherichia coli (Confirmed)	CFU/100mL					-	-	-	-	-	-	-	-	-	-	-	-	-
	Escherichia coli (Presumptive)	CFU/100mL					-	-	-	-	-	-	-	-	-	-	-	-	-
	Faecal streptococci (Confirmed)	CFU/100mL					-	-	-	-	-	-	-	-	-	-	-	-	-
	Faecal streptococci (Presumptive)	CFU/100mL					-	-	-	-	-	-	-	-	-	-	-	-	-
	Faecal Streptococci cfu/100ml	cfu/100ml					-				-	-			-	-			
	Coliform	cfu/100 ml					-				-	-			-	-			
	Salmonella	Detect					-	-	-	-	-	-	-	-	-	-	-	-	-
Pesticides	1-(3.4-Dichlorophenyl) urea (DCPU)	µg/l					-	-	-	-	-	-	-	-	-	-	-	-	-
	2-(4-Chlorophenoxy)propionic acid, 4-CPP	µg/l					-	-	-	-	-	-	-	-	-	-	-	-	-
	2-amino-N-(isopropyl)benzamide	µg/l					-	-	-	-	-	-	-	-	-	-	-	-	-
	2-Chloro-2.6-diethylacetanilide	µg/l					-	-	-	-	-	-	-	-	-	-	-	-	-
	Acibenzolar-S-methyl	µg/l					-	-	-	-	-	-	-	-	-	-	-	-	-
	Aminopyralid	µg/l					-	-	-	-	-	-	-	-	-	-	-	-	-
	Azoxystrobin	µg/L					-	-	-	-	-	-	-	-	-	-	-	-	-
	BAM	µg/l					-	-	-	-	-	-	-	-	-	-	-	-	-

						Location	BH05004	BH05004	BH05004	BH05004	BH05004	BH05004	BH05004	BH05004	BH05005	BH05005	BH05005	BH05005	BH05005
						Sampled_Date_Time	14/01/2020	06/03/2020	26/03/2020	22/04/2020	13/05/2020	13/05/2020	10/06/2020	04/08/2020	15/11/2019	15/01/2020	28/02/2020	26/03/2020	29/04/2020
						Sample_Depth_Avg	0.45	34.5	32	33	34	34	33	1.95	3	0.2	2.5	3.4	2.5
						Project_ID	LTC - Phase 2	LTC - Phase 2 LTM	LTC - Phase 2 LTM	LTC - Phase 2 LTM	LTC - Phase 2 LTM	LTC - Phase 2 LTM	LTC - Phase 2 LTM	LTC - Phase 2 LTM	LTC - Phase 2	LTC - Phase 2	LTC - Phase 2 LTM	LTC - Phase 2 LTM	LTC - Phase 2 LTM
				UK Drinking Water Standards	UK Estuaries and coastal waters EQS	UK Freshwater EQS													
Chem_Group	**Analyte**	**Units**	**MDL**																
	Benalaxyl	µg/l					-	-	-	-	-	-	-	-	-	-	-	-	-
	Bentazone methyl	µg/l					-	-	-	-	-	-	-	-	-	-	-	-	-
	Bifenox	µg/L					-	-	-	-	-	-	-	-	-	-	-	-	-
	Bitertanol	µg/l					-	-	-	-	-	-	-	-	-	-	-	-	-
	Boscalid	µg/l					-	-	-	-	-	-	-	-	-	-	-	-	-
	Cadusafos	µg/l					-	-	-	-	-	-	-	-	-	-	-	-	-
	Carfentrazone-ethyl	µg/L					-	-	-	-	-	-	-	-	-	-	-	-	-
	Chloridazon-desphenyl	µg/l					-	-	-	-	-	-	-	-	-	-	-	-	-
	Chloridazon-methyl desphenyl	µg/l					-	-	-	-	-	-	-	-	-	-	-	-	-
	Chlorotoluron-desmethyl	µg/l					-	-	-	-	-	-	-	-	-	-	-	-	-
	Chlorpropham	µg/L			10[#4]	10[#4]	-	-	-	-	-	-	-	-	-	-	-	-	-
	Clodinafop	µg/l					-	-	-	-	-	-	-	-	-	-	-	-	-
	Clomeprop	µg/l					-	-	-	-	-	-	-	-	-	-	-	-	-
	Crimidine	µg/l					-	-	-	-	-	-	-	-	-	-	-	-	-
	Cybutryne (Irgarol)	µg/l					-	-	-	-	-	-	-	-	-	-	-	-	-
	Cyprazine	µg/l					-	-	-	-	-	-	-	-	-	-	-	-	-
	Cyprodinil	µg/L					-	-	-	-	-	-	-	-	-	-	-	-	-
	Dichlofenthion	µg/l					-	-	-	-	-	-	-	-	-	-	-	-	-
	Dichlormid	µg/l					-	-	-	-	-	-	-	-	-	-	-	-	-
	Diethofencarb	µg/l					-	-	-	-	-	-	-	-	-	-	-	-	-
	Difenacoum	µg/l					-	-	-	-	-	-	-	-	-	-	-	-	-
	Dimefuron	µg/l					-	-	-	-	-	-	-	-	-	-	-	-	-
	Dimethachlo	µg/l					-	-	-	-	-	-	-	-	-	-	-	-	-
	Dimethenamid	µg/l					-	-	-	-	-	-	-	-	-	-	-	-	-
	Dimethomorph	µg/l					-	-	-	-	-	-	-	-	-	-	-	-	-
	Dinoterb	µg/l					-	-	-	-	-	-	-	-	-	-	-	-	-
	Diuron desmethyl (DCPMU)	µg/l					-	-	-	-	-	-	-	-	-	-	-	-	-

						Location	BH05004	BH05004	BH05004	BH05004	BH05004	BH05004	BH05004	BH05004	BH05005	BH05005	BH05005	BH05005	BH05005
						Sampled_Date_Time	14/01/2020	06/03/2020	26/03/2020	22/04/2020	13/05/2020	13/05/2020	10/06/2020	04/08/2020	15/11/2019	15/01/2020	28/02/2020	26/03/2020	29/04/2020
						Sample_Depth_Avg	0.45	34.5	32	33	34	34	33	1.95	3	0.2	2.5	3.4	2.5
						Project_ID	LTC - Phase 2	LTC - Phase 2 LTM	LTC - Phase 2 LTM	LTC - Phase 2 LTM	LTC - Phase 2 LTM	LTC - Phase 2 LTM	LTC - Phase 2 LTM	LTC - Phase 2 LTM	LTC - Phase 2	LTC - Phase 2	LTC - Phase 2 LTM	LTC - Phase 2 LTM	LTC - Phase 2 LTM
				UK Drinking Water Standards	UK Estuaries and coastal waters EQS	UK Freshwater EQS													
Chem_Group	**Analyte**	**Units**	**MDL**																
	Epoxiconazole	µg/l					-	-	-	-	-	-	-	-	-	-	-	-	-
	Etrimphos	µg/L	0.01				-	-	-	-	-	-	-	-	-	-	-	-	-
	Fenoxaprop	µg/l					-	-	-	-	-	-	-	-	-	-	-	-	-
	Fenpropidin	µg/l					-	-	-	-	-	-	-	-	-	-	-	-	-
	Fenuron	µg/l					-	-	-	-	-	-	-	-	-	-	-	-	-
	Fipronil	µg/L					-	-	-	-	-	-	-	-	-	-	-	-	-
	Florasulam	µg/l					-	-	-	-	-	-	-	-	-	-	-	-	-
	Fluazifop	µg/l					-	-	-	-	-	-	-	-	-	-	-	-	-
	Fluazifop-P-butyl	µg/L					-	-	-	-	-	-	-	-	-	-	-	-	-
	Foramsulfuron	µg/l					-	-	-	-	-	-	-	-	-	-	-	-	-
	Furathiocarb	µg/l					-	-	-	-	-	-	-	-	-	-	-	-	-
	Haloxyfop	µg/l					-	-	-	-	-	-	-	-	-	-	-	-	-
	Haloxyfop-p-methyl	µg/l					-	-	-	-	-	-	-	-	-	-	-	-	-
	Heptachlor epoxide	µg/L	0.01	0.03[#1]			-	-	-	-	-	-	-	-	-	-	-	-	-
	Imazamox	µg/l					-	-	-	-	-	-	-	-	-	-	-	-	-
	Indoxacarb	µg/L					-	-	-	-	-	-	-	-	-	-	-	-	-
	Isoproturon-desmethyl	µg/l					-	-	-	-	-	-	-	-	-	-	-	-	-
	Isoproturon-monodesmethyl	µg/l					-	-	-	-	-	-	-	-	-	-	-	-	-
	Isopyrazam	µg/l					-	-	-	-	-	-	-	-	-	-	-	-	-
	Kresoxim-methyl	µg/l					-	-	-	-	-	-	-	-	-	-	-	-	-
	Malaoxon	µg/l					-	-	-	-	-	-	-	-	-	-	-	-	-
	Mandipropamid	µg/l					-	-	-	-	-	-	-	-	-	-	-	-	-
	Mecarbam	µg/l					-	-	-	-	-	-	-	-	-	-	-	-	-
	Mesotrione	µg/l					-	-	-	-	-	-	-	-	-	-	-	-	-
	Metconazole	µg/l					-	-	-	-	-	-	-	-	-	-	-	-	-
	Metribuzin-desamino	µg/l					-	-	-	-	-	-	-	-	-	-	-	-	-
	Naptalam	µg/l					-	-	-	-	-	-	-	-	-	-	-	-	-

						Location	BH05004	BH05004	BH05004	BH05004	BH05004	BH05004	BH05004	BH05004	BH05005	BH05005	BH05005	BH05005	BH05005
						Sampled_Date_Time	14/01/2020	06/03/2020	26/03/2020	22/04/2020	13/05/2020	13/05/2020	10/06/2020	04/08/2020	15/11/2019	15/01/2020	28/02/2020	26/03/2020	29/04/2020
						Sample_Depth_Avg	0.45	34.5	32	33	34	34	33	1.95	3	0.2	2.5	3.4	2.5
						Project_ID	LTC - Phase 2	LTC - Phase 2 LTM	LTC - Phase 2 LTM	LTC - Phase 2 LTM	LTC - Phase 2 LTM	LTC - Phase 2 LTM	LTC - Phase 2 LTM	LTC - Phase 2 LTM	LTC - Phase 2	LTC - Phase 2	LTC - Phase 2 LTM	LTC - Phase 2 LTM	LTC - Phase 2 LTM
				UK Drinking Water Standards	UK Estuaries and coastal waters EQS	UK Freshwater EQS													
Chem_Group	**Analyte**	**Units**	**MDL**																
	Nicosulfuron	µg/l					-	-	-	-	-	-	-	-	-	-	-	-	-
	Nuarimol	µg/l					-	-	-	-	-	-	-	-	-	-	-	-	-
	Oxadixyl	µg/l					-	-	-	-	-	-	-	-	-	-	-	-	-
	Paraoxon-ethyl	µg/l					-	-	-	-	-	-	-	-	-	-	-	-	-
	Parathion-ethyl	µg/l					-	-	-	-	-	-	-	-	-	-	-	-	-
	Penconazole	µg/l					-	-	-	-	-	-	-	-	-	-	-	-	-
	Pencycuron	µg/l					-	-	-	-	-	-	-	-	-	-	-	-	-
	Phosphamidon II (E)	µg/l	0.01				-	-	-	-	-	-	-	-	-	-	-	-	-
	Pretilachlor	µg/l					-	-	-	-	-	-	-	-	-	-	-	-	-
	Primisulfuron-methyl	µg/l					-	-	-	-	-	-	-	-	-	-	-	-	-
	Prodiamine	µg/l					-	-	-	-	-	-	-	-	-	-	-	-	-
	Propaquizafop	µg/l					-	-	-	-	-	-	-	-	-	-	-	-	-
	Propetamphos	µg/L	0.01		0.03[#4]	0.03[#4]	-	-	-	-	-	-	-	-	-	-	-	-	-
	Prosulfocarb	µg/l					-	-	-	-	-	-	-	-	-	-	-	-	-
	Prothioconazole	µg/l					-	-	-	-	-	-	-	-	-	-	-	-	-
	Pyribenzoxim	µg/l					-	-	-	-	-	-	-	-	-	-	-	-	-
	Quinmerac	µg/l					-	-	-	-	-	-	-	-	-	-	-	-	-
	Quizalofop	µg/l					-	-	-	-	-	-	-	-	-	-	-	-	-
	Rimsulfuron	µg/l					-	-	-	-	-	-	-	-	-	-	-	-	-
	Sebuthylazine	µg/l					-	-	-	-	-	-	-	-	-	-	-	-	-
	Simazine-2-hydroxy	µg/l					-	-	-	-	-	-	-	-	-	-	-	-	-
	Sodium Acifluorfen	µg/L					-	-	-	-	-	-	-	-	-	-	-	-	-
	Sulfosulfuron	µg/l					-	-	-	-	-	-	-	-	-	-	-	-	-
	Tecnazene	µg/L	0.01		1[#4]	1[#4]	-	-	-	-	-	-	-	-	-	-	-	-	-
	Teflubenzuron	µg/l					-	-	-	-	-	-	-	-	-	-	-	-	-
	Terbuthylazine-desethyl	µg/l					-	-	-	-	-	-	-	-	-	-	-	-	-
	Terbuthylazine-desethyl-2-hydroxy	µg/l					-	-	-	-	-	-	-	-	-	-	-	-	-

						Location	BH05004	BH05004	BH05004	BH05004	BH05004	BH05004	BH05004	BH05004	BH05005	BH05005	BH05005	BH05005	BH05005
						Sampled_Date_Time	14/01/2020	06/03/2020	26/03/2020	22/04/2020	13/05/2020	13/05/2020	10/06/2020	04/08/2020	15/11/2019	15/01/2020	28/02/2020	26/03/2020	29/04/2020
						Sample_Depth_Avg	0.45	34.5	32	33	34	34	33	1.95	3	0.2	2.5	3.4	2.5
						Project_ID	LTC - Phase 2	LTC - Phase 2 LTM	LTC - Phase 2 LTM	LTC - Phase 2 LTM	LTC - Phase 2 LTM	LTC - Phase 2 LTM	LTC - Phase 2 LTM	LTC - Phase 2 LTM	LTC - Phase 2	LTC - Phase 2	LTC - Phase 2 LTM	LTC - Phase 2 LTM	LTC - Phase 2 LTM
				UK Drinking Water Standards	UK Estuaries and coastal waters EQS	UK Freshwater EQS													
Chem_Group	**Analyte**	**Units**	**MDL**																
	Terbuthylazine-hydroxy	µg/l					-	-	-	-	-	-	-	-	-	-	-	-	-
	Thiabendazole	µg/L			5[#4]	5[#4]	-	-	-	-	-	-	-	-	-	-	-	-	-
	Thiamethoxam	µg/L					-	-	-	-	-	-	-	-	-	-	-	-	-
	Tribenuron-methyl	µg/L					-	-	-	-	-	-	-	-	-	-	-	-	-
	Trietazine	µg/L	0.01				-	-	-	-	-	-	-	-	-	-	-	-	-
	Trifloxysulfuron-sodium	µg/l					-	-	-	-	-	-	-	-	-	-	-	-	-
	Triflusulfuron-methyl	µg/l					-	-	-	-	-	-	-	-	-	-	-	-	-
	Triforine	µg/l					-	-	-	-	-	-	-	-	-	-	-	-	-
	Triticonazole	µg/l					-	-	-	-	-	-	-	-	-	-	-	-	-
	Desmetryn	mg/L					-	-	-	-	-	-	-	-	-	-	-	-	-
	Simetryn	mg/L					-	-	-	-	-	-	-	-	-	-	-	-	-
	Clothianidin	µg/L					-	-	-	-	-	-	-	-	-	-	-	-	-
	Cymoxanil	µg/L					-	-	-	-	-	-	-	-	-	-	-	-	-
	Fluazifop-butyl	µg/L					-	-	-	-	-	-	-	-	-	-	-	-	-
	Imazamethabenz-methyl	µg/L					-	-	-	-	-	-	-	-	-	-	-	-	-
	Mesosulfuron-methyl	µg/L					-	-	-	-	-	-	-	-	-	-	-	-	-
	Metamitron	µg/L					-	-	-	-	-	-	-	-	-	-	-	-	-
	Metobromuron	µg/L					-	-	-	-	-	-	-	-	-	-	-	-	-
	Monuron	µg/L					-	-	-	-	-	-	-	-	-	-	-	-	-
	Secbumeton	µg/L					-	-	-	-	-	-	-	-	-	-	-	-	-
	Spiroxamine	µg/L					-	-	-	-	-	-	-	-	-	-	-	-	-
	Clomazon	µg/L					-	-	-	-	-	-	-	-	-	-	-	-	-
	Metazachlor	µg/L	0.01				-	-	-	-	-	-	-	-	-	-	-	-	-
	Methabenzthiazuran	µg/L					-	-	-	-	-	-	-	-	-	-	-	-	-
	Iprovalicarb	µg/L					-	-	-	-	-	-	-	-	-	-	-	-	-
	Chloroxuron	µg/L					-	-	-	-	-	-	-	-	-	-	-	-	-
	Neburon	µg/L					-	-	-	-	-	-	-	-	-	-	-	-	-

						Location	BH05004	BH05004	BH05004	BH05004	BH05004	BH05004	BH05004	BH05004	BH05005	BH05005	BH05005	BH05005	BH05005
						Sampled_Date_Time	14/01/2020	06/03/2020	26/03/2020	22/04/2020	13/05/2020	13/05/2020	10/06/2020	04/08/2020	15/11/2019	15/01/2020	28/02/2020	26/03/2020	29/04/2020
						Sample_Depth_Avg	0.45	34.5	32	33	34	34	33	1.95	3	0.2	2.5	3.4	2.5
						Project_ID	LTC - Phase 2	LTC - Phase 2 LTM	LTC - Phase 2 LTM	LTC - Phase 2 LTM	LTC - Phase 2 LTM	LTC - Phase 2 LTM	LTC - Phase 2 LTM	LTC - Phase 2 LTM	LTC - Phase 2	LTC - Phase 2	LTC - Phase 2 LTM	LTC - Phase 2 LTM	LTC - Phase 2 LTM
				UK Drinking Water Standards	UK Estuaries and coastal waters EQS	UK Freshwater EQS													
Chem_Group	**Analyte**	**Units**	**MDL**																
	Metribuzin	µg/L					-	-	-	-	-	-	-	-	-	-	-	-	-
	2,3,6-Trichlorobenzoic Acid (Tba)	µg/L					-	-	-	-	-	-	-	-	-	-	-	-	-
	2,4,5-Trichlorophenoxy Acetic Acid	µg/L					-	-	-	-	-	-	-	-	-	-	-	-	-
	2,4,5-TP (Silvex)	µg/L					-	-	-	-	-	-	-	-	-	-	-	-	-
	Pyrimethanil	µg/L					-	-	-	-	-	-	-	-	-	-	-	-	-
	Hedonal	µg/L			0.3[#2]	0.3[#2]	-	-	-	-	-	-	-	-	-	-	-	-	-
	2,4-DDT	µg/L	0.01		0.00625[#42]	0.00625[#42]	-	-	-	-	-	-	-	-	-	-	-	-	-
	Propachlor	µg/L	0.01				-	-	-	-	-	-	-	-	-	-	-	-	-
	Propamocarb	µg/L					-	-	-	-	-	-	-	-	-	-	-	-	-
	2,4-Dichlorprop	µg/L					-	-	-	-	-	-	-	-	-	-	-	-	-
	3-Hydroxy Carbofuran	µg/L					-	-	-	-	-	-	-	-	-	-	-	-	-
	4-(2,4-Dichlorophenoxy)butyric Acid (2,4-DB)	µg/L					-	-	-	-	-	-	-	-	-	-	-	-	-
	4,4-DDE	µg/L	0.01		0.00625[#42]	0.00625[#42]	-	-	-	-	-	-	-	-	-	-	-	-	-
	4-Bromo-3,5-dimethylphenyl-N-methylcarbamate	µg/L					-	-	-	-	-	-	-	-	-	-	-	-	-
	a-BHC	µg/L	0.01				-	-	-	-	-	-	-	-	-	-	-	-	-
	Acetochlor	µg/L					-	-	-	-	-	-	-	-	-	-	-	-	-
	Aldicarb	µg/L					-	-	-	-	-	-	-	-	-	-	-	-	-
	Aldicarb sulfone	µg/L					-	-	-	-	-	-	-	-	-	-	-	-	-
	Aldrin	µg/L	0.01	0.03[#1]	0.00125[#43]	0.0025[#44]	-	-	-	-	-	-	-	-	-	-	-	-	-
	Ametryn	µg/L					-	-	-	-	-	-	-	-	-	-	-	-	-
	Amidosulfuron	µg/L					-	-	-	-	-	-	-	-	-	-	-	-	-
	Acetamiprid	µg/L					-	-	-	-	-	-	-	-	-	-	-	-	-
	Aclonifen	µg/L					-	-	-	-	-	-	-	-	-	-	-	-	-
	Actril (Ioxynil)	µg/L			10[#4]	10[#4]	-	-	-	-	-	-	-	-	-	-	-	-	-
	Atraton	µg/L					-	-	-	-	-	-	-	-	-	-	-	-	-
	Atrazine	µg/L	0.01		0.6[#2]	0.6[#2]	-	-	-	-	-	-	-	-	-	-	-	-	-
	Azinophos methyl	µg/L	0.02		0.01[#8]	0.01[#8]	-	-	-	-	-	-	-	-	-	-	-	-	-

						Location	BH05004	BH05004	BH05004	BH05004	BH05004	BH05004	BH05004	BH05004	BH05005	BH05005	BH05005	BH05005	BH05005
						Sampled_Date_Time	14/01/2020	06/03/2020	26/03/2020	22/04/2020	13/05/2020	13/05/2020	10/06/2020	04/08/2020	15/11/2019	15/01/2020	28/02/2020	26/03/2020	29/04/2020
						Sample_Depth_Avg	0.45	34.5	32	33	34	34	33	1.95	3	0.2	2.5	3.4	2.5
						Project_ID	LTC - Phase 2	LTC - Phase 2 LTM	LTC - Phase 2 LTM	LTC - Phase 2 LTM	LTC - Phase 2 LTM	LTC - Phase 2 LTM	LTC - Phase 2 LTM	LTC - Phase 2 LTM	LTC - Phase 2	LTC - Phase 2	LTC - Phase 2 LTM	LTC - Phase 2 LTM	LTC - Phase 2 LTM
				UK Drinking Water Standards	UK Estuaries and coastal waters EQS	UK Freshwater EQS													
Chem_Group	**Analyte**	**Units**	**MDL**																
	Baygon	µg/L					-	-	-	-	-	-	-	-	-	-	-	-	-
	b-BHC	µg/L	0.01				-	-	-	-	-	-	-	-	-	-	-	-	-
	Benazolin	µg/L					-	-	-	-	-	-	-	-	-	-	-	-	-
	Bendiocarb	µg/L					-	-	-	-	-	-	-	-	-	-	-	-	-
	Bentazone	µg/L			500[#4]	500[#4]	-	-	-	-	-	-	-	-	-	-	-	-	-
	Bidrin	µg/L					-	-	-	-	-	-	-	-	-	-	-	-	-
	Bromacil	µg/L					-	-	-	-	-	-	-	-	-	-	-	-	-
	Bromazil	µg/L					-	-	-	-	-	-	-	-	-	-	-	-	-
	Bromophos-ethyl	µg/L					-	-	-	-	-	-	-	-	-	-	-	-	-
	Bromoxynil	µg/L			100[#4]	100[#4]	-	-	-	-	-	-	-	-	-	-	-	-	-
	Carbaryl	µg/L					-	-	-	-	-	-	-	-	-	-	-	-	-
	Carbendazim	µg/L				0.15[#4]	-	-	-	-	-	-	-	-	-	-	-	-	-
	Carbetamide	µg/L					-	-	-	-	-	-	-	-	-	-	-	-	-
	Carbofuran	µg/L					-	-	-	-	-	-	-	-	-	-	-	-	-
	Carbophenothion	µg/L	0.01				-	-	-	-	-	-	-	-	-	-	-	-	-
	Carboxin	µg/L					-	-	-	-	-	-	-	-	-	-	-	-	-
	Chlorbromuron	µg/L					-	-	-	-	-	-	-	-	-	-	-	-	-
	Chlordane (cis)	µg/L	0.01				-	-	-	-	-	-	-	-	-	-	-	-	-
	Azinphos Ethyl	µg/L	0.02				-	-	-	-	-	-	-	-	-	-	-	-	-
	Chlordane (trans)	µg/L	0.01				-	-	-	-	-	-	-	-	-	-	-	-	-
	Chlorfenvinphos	µg/L	0.01		0.1[#2]	0.1[#2]	-	-	-	-	-	-	-	-	-	-	-	-	-
	Chloridazon	µg/L					-	-	-	-	-	-	-	-	-	-	-	-	-
	Chlorotoluron	µg/L			2[#4]	2[#4]	-	-	-	-	-	-	-	-	-	-	-	-	-
	Chlorpyrifos	µg/L	0.01		0.03[#2]		-	-	-	-	-	-	-	-	-	-	-	-	-
	Chlorpyrifos-methyl	µg/L	0.01				-	-	-	-	-	-	-	-	-	-	-	-	-
	Chlorsulfuron	µg/L					-	-	-	-	-	-	-	-	-	-	-	-	-
	Clopyralid	µg/L					-	-	-	-	-	-	-	-	-	-	-	-	-

						Location	BH05004	BH05004	BH05004	BH05004	BH05004	BH05004	BH05004	BH05004	BH05005	BH05005	BH05005	BH05005	BH05005
						Sampled_Date_Time	14/01/2020	06/03/2020	26/03/2020	22/04/2020	13/05/2020	13/05/2020	10/06/2020	04/08/2020	15/11/2019	15/01/2020	28/02/2020	26/03/2020	29/04/2020
						Sample_Depth_Avg	0.45	34.5	32	33	34	34	33	1.95	3	0.2	2.5	3.4	2.5
						Project_ID	LTC - Phase 2	LTC - Phase 2 LTM	LTC - Phase 2 LTM	LTC - Phase 2 LTM	LTC - Phase 2 LTM	LTC - Phase 2 LTM	LTC - Phase 2 LTM	LTC - Phase 2 LTM	LTC - Phase 2	LTC - Phase 2	LTC - Phase 2 LTM	LTC - Phase 2 LTM	LTC - Phase 2 LTM
				UK Drinking Water Standards	UK Estuaries and coastal waters EQS	UK Freshwater EQS													
Chem_Group	**Analyte**	**Units**	**MDL**																
	Coumaphos	µg/L	0.01		0.03[#4]	0.03[#4]	-	-	-	-	-	-	-	-	-	-	-	-	-
	Cyanazine	µg/L	0.01				-	-	-	-	-	-	-	-	-	-	-	-	-
	Cyproconazole	µg/L					-	-	-	-	-	-	-	-	-	-	-	-	-
	Cyromazine	µg/L					-	-	-	-	-	-	-	-	-	-	-	-	-
	d-BHC	µg/L	0.01				-	-	-	-	-	-	-	-	-	-	-	-	-
	DDD	µg/L	0.01		0.00625[#42]	0.00625[#42]	-	-	-	-	-	-	-	-	-	-	-	-	-
	DDT	µg/L	0.01		0.01[#45]	0.01[#45]	-	-	-	-	-	-	-	-	-	-	-	-	-
	Deisopropylatrazine	µg/L					-	-	-	-	-	-	-	-	-	-	-	-	-
	Chlorothalonil	µg/L	0.01			0.035[#2]	-	-	-	-	-	-	-	-	-	-	-	-	-
	Deethylatrazine	µg/L					-	-	-	-	-	-	-	-	-	-	-	-	-
	Demeton-S-methyl	µg/L	0.01				-	-	-	-	-	-	-	-	-	-	-	-	-
	Diazinon	µg/L	0.01		0.01[#2]	0.01[#2]	-	-	-	-	-	-	-	-	-	-	-	-	-
	Dicamba	µg/L					-	-	-	-	-	-	-	-	-	-	-	-	-
	Dichlobenil	µg/L	0.01				-	-	-	-	-	-	-	-	-	-	-	-	-
	Dichlorvos	µg/L	0.01		0.04[#4]	0.001[#4]	-	-	-	-	-	-	-	-	-	-	-	-	-
	Diclofop	µg/L					-	-	-	-	-	-	-	-	-	-	-	-	-
	Dieldrin	µg/L	0.01	0.03[#1]	0.00125[#43]	0.0025[#44]	-	-	-	-	-	-	-	-	-	-	-	-	-
	Difenoconazole	µg/L					-	-	-	-	-	-	-	-	-	-	-	-	-
	Difenoxuron	µg/L					-	-	-	-	-	-	-	-	-	-	-	-	-
	Diflubenzuron	µg/L			0.005[#4]	0.001[#4]	-	-	-	-	-	-	-	-	-	-	-	-	-
	Diflufenican	µg/L					-	-	-	-	-	-	-	-	-	-	-	-	-
	Dimethoate	µg/L	0.01		0.48[#2]	0.48[#2]	-	-	-	-	-	-	-	-	-	-	-	-	-
	Dinoseb	µg/L					-	-	-	-	-	-	-	-	-	-	-	-	-
	Disulfoton	µg/L	0.01				-	-	-	-	-	-	-	-	-	-	-	-	-
	Diuron	µg/L			0.2[#2]	0.2[#2]	-	-	-	-	-	-	-	-	-	-	-	-	-
	Endosulfan I	µg/L	0.01				-	-	-	-	-	-	-	-	-	-	-	-	-
	Endosulfan II	µg/L	0.02				-	-	-	-	-	-	-	-	-	-	-	-	-

						Location	BH05004	BH05004	BH05004	BH05004	BH05004	BH05004	BH05004	BH05004	BH05005	BH05005	BH05005	BH05005	BH05005
						Sampled_Date_Time	14/01/2020	06/03/2020	26/03/2020	22/04/2020	13/05/2020	13/05/2020	10/06/2020	04/08/2020	15/11/2019	15/01/2020	28/02/2020	26/03/2020	29/04/2020
						Sample_Depth_Avg	0.45	34.5	32	33	34	34	33	1.95	3	0.2	2.5	3.4	2.5
						Project_ID	LTC - Phase 2	LTC - Phase 2 LTM	LTC - Phase 2 LTM	LTC - Phase 2 LTM	LTC - Phase 2 LTM	LTC - Phase 2 LTM	LTC - Phase 2 LTM	LTC - Phase 2 LTM	LTC - Phase 2	LTC - Phase 2	LTC - Phase 2 LTM	LTC - Phase 2 LTM	LTC - Phase 2 LTM
				UK Drinking Water Standards	UK Estuaries and coastal waters EQS	UK Freshwater EQS													
Chem_Group	**Analyte**	**Units**	**MDL**																
	Endosulfan sulphate	µg/L	0.02				-	-	-	-	-	-	-	-	-	-	-	-	-
	Endrin	µg/L	0.01		0.00125[#43]	0.0025[#44]	-	-	-	-	-	-	-	-	-	-	-	-	-
	s-Ethyl dipropylthiocarbamate	µg/L					-	-	-	-	-	-	-	-	-	-	-	-	-
	Ethiofencarb	µg/L					-	-	-	-	-	-	-	-	-	-	-	-	-
	Ethion	µg/L	0.01				-	-	-	-	-	-	-	-	-	-	-	-	-
	Ethoprop	µg/L					-	-	-	-	-	-	-	-	-	-	-	-	-
	Ethofumesate	µg/L					-	-	-	-	-	-	-	-	-	-	-	-	-
	Etridiazole	µg/L	0.01				-	-	-	-	-	-	-	-	-	-	-	-	-
	Fenamiphos	µg/L					-	-	-	-	-	-	-	-	-	-	-	-	-
	Fenarimol	µg/L					-	-	-	-	-	-	-	-	-	-	-	-	-
	Fenitrothion	µg/L	0.01		0.01[#4]	0.01[#4]	-	-	-	-	-	-	-	-	-	-	-	-	-
	Fensulfothion	µg/L					-	-	-	-	-	-	-	-	-	-	-	-	-
	Fenhexamid	µg/L					-	-	-	-	-	-	-	-	-	-	-	-	-
	Fenoxycarb	µg/L					-	-	-	-	-	-	-	-	-	-	-	-	-
	Fenthion	µg/L	0.01				-	-	-	-	-	-	-	-	-	-	-	-	-
	Fenpropimorf	µg/L					-	-	-	-	-	-	-	-	-	-	-	-	-
	Fluroxypyr	µg/L					-	-	-	-	-	-	-	-	-	-	-	-	-
	Flutolanil	µg/L					-	-	-	-	-	-	-	-	-	-	-	-	-
	Fonofos	µg/L					-	-	-	-	-	-	-	-	-	-	-	-	-
	EPTC	µg/L					-				-	-			-	-			
	g-BHC (Lindane)	µg/L	0.01				-	-	-	-	-	-	-	-	-	-	-	-	-
	Haloxyfop-methyl	µg/L					-	-	-	-	-	-	-	-	-	-	-	-	-
	Thifensulfuron	µg/L					-	-	-	-	-	-	-	-	-	-	-	-	-
	Heptachlor	µg/L	0.01	0.03[#1]			-	-	-	-	-	-	-	-	-	-	-	-	-
	Hexaconazole	µg/L					-	-	-	-	-	-	-	-	-	-	-	-	-
	Hexazinone	µg/L					-	-	-	-	-	-	-	-	-	-	-	-	-
	Hydroxyatrazine	µg/L					-	-	-	-	-	-	-	-	-	-	-	-	-

						Location	BH05004	BH05004	BH05004	BH05004	BH05004	BH05004	BH05004	BH05004	BH05005	BH05005	BH05005	BH05005	BH05005
						Sampled_Date_Time	14/01/2020	06/03/2020	26/03/2020	22/04/2020	13/05/2020	13/05/2020	10/06/2020	04/08/2020	15/11/2019	15/01/2020	28/02/2020	26/03/2020	29/04/2020
						Sample_Depth_Avg	0.45	34.5	32	33	34	34	33	1.95	3	0.2	2.5	3.4	2.5
						Project_ID	LTC - Phase 2	LTC - Phase 2 LTM	LTC - Phase 2 LTM	LTC - Phase 2 LTM	LTC - Phase 2 LTM	LTC - Phase 2 LTM	LTC - Phase 2 LTM	LTC - Phase 2 LTM	LTC - Phase 2	LTC - Phase 2	LTC - Phase 2 LTM	LTC - Phase 2 LTM	LTC - Phase 2 LTM
				UK Drinking Water Standards	UK Estuaries and coastal waters EQS	UK Freshwater EQS													
Chem_Group	**Analyte**	**Units**	**MDL**																
	Iprodione	µg/L					-	-	-	-	-	-	-	-	-	-	-	-	-
	Isodrin	µg/L	0.01		0.00125[#43]	0.0025[#44]	-	-	-	-	-	-	-	-	-	-	-	-	-
	Isoproturon	µg/L			0.3[#2]	0.3[#2]	-	-	-	-	-	-	-	-	-	-	-	-	-
	Linuron	µg/L			0.5[#2]	0.5[#2]	-	-	-	-	-	-	-	-	-	-	-	-	-
	Malathion	µg/L	0.01		0.02[#4]	0.01[#4]	-	-	-	-	-	-	-	-	-	-	-	-	-
	2-Methyl-4-chlorophenoxyacetic acid	µg/L					-	-	-	-	-	-	-	-	-	-	-	-	-
	2-Methyl-4-Chlorophenoxy Butanoic Acid	µg/L					-	-	-	-	-	-	-	-	-	-	-	-	-
	Mecoprop	µg/L			18[#2]	18[#2]	-	-	-	-	-	-	-	-	-	-	-	-	-
	Mefenpyr-diethyl	µg/L					-	-	-	-	-	-	-	-	-	-	-	-	-
	Metachlor	µg/L	0.01		0.3[#2]	0.3[#2]	-	-	-	-	-	-	-	-	-	-	-	-	-
	Metalaxyl	µg/L					-	-	-	-	-	-	-	-	-	-	-	-	-
	Methamidophos	µg/L					-	-	-	-	-	-	-	-	-	-	-	-	-
	Methidathion	µg/L					-	-	-	-	-	-	-	-	-	-	-	-	-
	Methiocarb	µg/L				0.01[#4]	-	-	-	-	-	-	-	-	-	-	-	-	-
	Methomyl	µg/L					-	-	-	-	-	-	-	-	-	-	-	-	-
	Methoxychlor	µg/L	0.01				-	-	-	-	-	-	-	-	-	-	-	-	-
	Methoxyfenozide	µg/L					-	-	-	-	-	-	-	-	-	-	-	-	-
	Methyl parathion	µg/L	0.01				-	-	-	-	-	-	-	-	-	-	-	-	-
	Metolachlor	µg/L					-	-	-	-	-	-	-	-	-	-	-	-	-
	Metoxuron	µg/L					-	-	-	-	-	-	-	-	-	-	-	-	-
	Metsulfuron Methyl	µg/L					-	-	-	-	-	-	-	-	-	-	-	-	-
	Mevinphos (Phosdrin)	µg/L	0.01			0.02(MAC)[#46]	-	-	-	-	-	-	-	-	-	-	-	-	-
	Molinate	µg/L					-	-	-	-	-	-	-	-	-	-	-	-	-
	Monlinuran	µg/L					-	-	-	-	-	-	-	-	-	-	-	-	-
	Monocrotophos	µg/L					-	-	-	-	-	-	-	-	-	-	-	-	-
	Napropamide	µg/L					-	-	-	-	-	-	-	-	-	-	-	-	-
	Flusilazole (NuStar)	µg/L					-	-	-	-	-	-	-	-	-	-	-	-	-

						Location	BH05004	BH05004	BH05004	BH05004	BH05004	BH05004	BH05004	BH05004	BH05005	BH05005	BH05005	BH05005	BH05005
						Sampled_Date_Time	14/01/2020	06/03/2020	26/03/2020	22/04/2020	13/05/2020	13/05/2020	10/06/2020	04/08/2020	15/11/2019	15/01/2020	28/02/2020	26/03/2020	29/04/2020
						Sample_Depth_Avg	0.45	34.5	32	33	34	34	33	1.95	3	0.2	2.5	3.4	2.5
						Project_ID	LTC - Phase 2	LTC - Phase 2 LTM	LTC - Phase 2 LTM	LTC - Phase 2 LTM	LTC - Phase 2 LTM	LTC - Phase 2 LTM	LTC - Phase 2 LTM	LTC - Phase 2 LTM	LTC - Phase 2	LTC - Phase 2	LTC - Phase 2 LTM	LTC - Phase 2 LTM	LTC - Phase 2 LTM
				UK Drinking Water Standards	UK Estuaries and coastal waters EQS	UK Freshwater EQS													
Chem_Group	**Analyte**	**Units**	**MDL**																
	o,p-DDD	µg/L	0.01				-	-	-	-	-	-	-	-	-	-	-	-	-
	o,p'-DDE	µg/L	0.01				-	-	-	-	-	-	-	-	-	-	-	-	-
	o,p-Methoxychlor	µg/L	0.01				-	-	-	-	-	-	-	-	-	-	-	-	-
	Omethoate	µg/L	0.01			0.01[#4]	-	-	-	-	-	-	-	-	-	-	-	-	-
	Oxamyl	µg/L					-	-	-	-	-	-	-	-	-	-	-	-	-
	Paclobutrazol	µg/L					-	-	-	-	-	-	-	-	-	-	-	-	-
	Methyl Paraoxon	µg/L					-	-	-	-	-	-	-	-	-	-	-	-	-
	Parathion	µg/L	0.01				-	-	-	-	-	-	-	-	-	-	-	-	-
	Pendimethalin	µg/L	0.01			0.3[#2]	-	-	-	-	-	-	-	-	-	-	-	-	-
	Imidacloprid	µg/L					-	-	-	-	-	-	-	-	-	-	-	-	-
	Permethrin	µg/L	0.01		0.0002[#4]	0.001[#4]	-	-	-	-	-	-	-	-	-	-	-	-	-
	Permethrin II	µg/L	0.01				-	-	-	-	-	-	-	-	-	-	-	-	-
	Phorate	µg/L	0.01				-	-	-	-	-	-	-	-	-	-	-	-	-
	Phosmet	µg/L					-	-	-	-	-	-	-	-	-	-	-	-	-
	Lenacil	µg/L					-	-	-	-	-	-	-	-	-	-	-	-	-
	Picloram	µg/L					-	-	-	-	-	-	-	-	-	-	-	-	-
	Picoxystrobin	µg/L					-	-	-	-	-	-	-	-	-	-	-	-	-
	Pirimicarb	µg/L			1[#4]	1[#4]	-	-	-	-	-	-	-	-	-	-	-	-	-
	Pirimiphos-methyl	µg/L	0.01		0.015[#4]	0.015[#4]	-	-	-	-	-	-	-	-	-	-	-	-	-
	Pirimphos-ethyl	µg/L					-	-	-	-	-	-	-	-	-	-	-	-	-
	Prochloraz	µg/L			4[#4]	4[#4]	-	-	-	-	-	-	-	-	-	-	-	-	-
	Profenofos	µg/L					-	-	-	-	-	-	-	-	-	-	-	-	-
	Promecarb	µg/L					-	-	-	-	-	-	-	-	-	-	-	-	-
	Prometon	µg/L					-	-	-	-	-	-	-	-	-	-	-	-	-
	Prometryn	µg/L	0.01				-	-	-	-	-	-	-	-	-	-	-	-	-
	Pronamide	µg/L	0.01		100[#4]	100[#4]	-	-	-	-	-	-	-	-	-	-	-	-	-
	Propanil	µg/L					-	-	-	-	-	-	-	-	-	-	-	-	-

						Location	BH05004	BH05004	BH05004	BH05004	BH05004	BH05004	BH05004	BH05004	BH05005	BH05005	BH05005	BH05005	BH05005
						Sampled_Date_Time	14/01/2020	06/03/2020	26/03/2020	22/04/2020	13/05/2020	13/05/2020	10/06/2020	04/08/2020	15/11/2019	15/01/2020	28/02/2020	26/03/2020	29/04/2020
						Sample_Depth_Avg	0.45	34.5	32	33	34	34	33	1.95	3	0.2	2.5	3.4	2.5
						Project_ID	LTC - Phase 2	LTC - Phase 2 LTM	LTC - Phase 2 LTM	LTC - Phase 2 LTM	LTC - Phase 2 LTM	LTC - Phase 2 LTM	LTC - Phase 2 LTM	LTC - Phase 2 LTM	LTC - Phase 2	LTC - Phase 2	LTC - Phase 2 LTM	LTC - Phase 2 LTM	LTC - Phase 2 LTM
				UK Drinking Water Standards	UK Estuaries and coastal waters EQS	UK Freshwater EQS													
Chem_Group	**Analyte**	**Units**	**MDL**																
	Propazine	µg/L	0.01				-	-	-	-	-	-	-	-	-	-	-	-	-
	Propham	µg/L					-	-	-	-	-	-	-	-	-	-	-	-	-
	Propiconazole	µg/L					-	-	-	-	-	-	-	-	-	-	-	-	-
	Propoxycarbazone-sodium	µg/L					-	-	-	-	-	-	-	-	-	-	-	-	-
	Pursuit	µg/L					-	-	-	-	-	-	-	-	-	-	-	-	-
	Pyriproxyfen	µg/L					-	-	-	-	-	-	-	-	-	-	-	-	-
	Quinclorac	µg/L					-	-	-	-	-	-	-	-	-	-	-	-	-
	Quinoxyfen	µg/L					-	-	-	-	-	-	-	-	-	-	-	-	-
	Savey	µg/L					-	-	-	-	-	-	-	-	-	-	-	-	-
	Sethoxydim	µg/L					-	-	-	-	-	-	-	-	-	-	-	-	-
	Simazine	µg/L	0.01		1[#2]	1[#2]	-	-	-	-	-	-	-	-	-	-	-	-	-
	Tebuthiuron	µg/L					-	-	-	-	-	-	-	-	-	-	-	-	-
	Terbutryn	µg/L	0.01				-	-	-	-	-	-	-	-	-	-	-	-	-
	Terbuthylazine	µg/L					-	-	-	-	-	-	-	-	-	-	-	-	-
	Terbutylazine	µg/L					-				-	-			-	-			
	Phosalone	µg/L	0.01				-	-	-	-	-	-	-	-	-	-	-	-	-
	Phosphamidon	µg/L	0.01				-	-	-	-	-	-	-	-	-	-	-	-	-
	Thiobencarb	µg/L					-	-	-	-	-	-	-	-	-	-	-	-	-
	Thiophanate-methyl	µg/L					-	-	-	-	-	-	-	-	-	-	-	-	-
	Triadimefon	µg/L	0.01				-	-	-	-	-	-	-	-	-	-	-	-	-
	Triadimenol	µg/L					-	-	-	-	-	-	-	-	-	-	-	-	-
	Triallate	µg/L	0.01		0.25[#4]	0.25[#4]	-	-	-	-	-	-	-	-	-	-	-	-	-
	Triasulfuron	µg/L					-	-	-	-	-	-	-	-	-	-	-	-	-
	Tributyl phosphate	µg/L	0.01		50[#4]	50[#4]	-	-	-	-	-	-	-	-	-	-	-	-	-
	Triclopyr	µg/L					-	-	-	-	-	-	-	-	-	-	-	-	-
	Triclosan	µg/L					-	-	-	-	-	-	-	-	-	-	-	-	-
	Trifluralin	µg/L	0.01		0.03[#2]	0.03[#2]	-	-	-	-	-	-	-	-	-	-	-	-	-

						Location	BH05004	BH05004	BH05004	BH05004	BH05004	BH05004	BH05004	BH05004	BH05005	BH05005	BH05005	BH05005	BH05005
						Sampled_Date_Time	14/01/2020	06/03/2020	26/03/2020	22/04/2020	13/05/2020	13/05/2020	10/06/2020	04/08/2020	15/11/2019	15/01/2020	28/02/2020	26/03/2020	29/04/2020
						Sample_Depth_Avg	0.45	34.5	32	33	34	34	33	1.95	3	0.2	2.5	3.4	2.5
						Project_ID	LTC - Phase 2	LTC - Phase 2 LTM	LTC - Phase 2 LTM	LTC - Phase 2 LTM	LTC - Phase 2 LTM	LTC - Phase 2 LTM	LTC - Phase 2 LTM	LTC - Phase 2 LTM	LTC - Phase 2	LTC - Phase 2	LTC - Phase 2 LTM	LTC - Phase 2 LTM	LTC - Phase 2 LTM
				UK Drinking Water Standards	UK Estuaries and coastal waters EQS	UK Freshwater EQS													
Chem_Group	**Analyte**	**Units**	**MDL**																
	Tebuconazole	µg/L					-	-	-	-	-	-	-	-	-	-	-	-	-
	Telodrin	µg/L	0.01				-	-	-	-	-	-	-	-	-	-	-	-	-
	Triazophos	µg/L	0.01		0.005[#4]	0.005[#4]	-	-	-	-	-	-	-	-	-	-	-	-	-
	Tricyclazole	µg/L					-	-	-	-	-	-	-	-	-	-	-	-	-
Surrogate	Surrogate Value	%					-	-	-	-	-	-	-	-	-	-	-	-	-
SVOC TIC	SVOC TICS - Detect	Detect					-	-	-	-	-	-	-	-	-	-	-	-	-
	SVOC Tentatively Identified Compounds	µg/L	10				-	-	-	-	-	-	-	-	-	-	-	-	-
VOC TIC	VOC TICs - Detect	Detect					-	-	-	-	-	-	-	-	-	-	-	-	-
	VOC Tentatively Identified Compounds	µg/l	10				-	-	-	-	-	-	-	-	-	-	-	-	-
Other	Biochemical Oxygen Demand (5-day test)	µg/L	1000				-	-	-	-	-	-	-	-	-	-	-	-	-
	Redox	mV					-	-	-	-	-	-	-	-	-	-	-	-	-
	Salinity (no units)	PSS-78					<2				-	-			6.37	5.17			
	Conductivity @ 20oC	µS/cm	5				1440	1260	964	919	1160	1090	835	846	9970	8200	4920	10,400	8780
	Total Dissolved Solids (Filtered)	mg/L	10				907	834	667	679	766	740	665	675	6980	6020	3580	7620	6480
	Biological Oxygen Demand	mg/L	1				3.58	<1	<1	<1	<1	<1	<1	<1	<5	4.88	<25	<1	<1
	Chemical Oxygen Demand	mg/L	7				18.1	<7	<7	8.54	<7	20.2	<7	<7	251	206	265	132	<70
	Dissolved Organic Carbon (Filtered)	µg/L	3000				<3000	<3000	<3000	<3000	<3000	<3000	<3000	<3000	20,700	26,000	43,100	23,600	25,300
	pH (Lab)	pH_Units	1	6.5-9.5[#1]	6-8.5(MAC)[#46]	6-9(MAC)[#46]	7.68	7.6	7.65	7.34	7.41	7.58	7.69	7.33	8	8.12	7.5	7.2	7.1
	Total Organic Carbon	mg/l	3				-				-	-			-	-			

Environmental Standards Comments

							Location	BH05004	BH05004	BH05004	BH05004	BH05004	BH05004	BH05004	BH05004	BH05005	BH05005	BH05005	BH05005	BH05005
							Sampled_Date_Time	14/01/2020	06/03/2020	26/03/2020	22/04/2020	13/05/2020	13/05/2020	10/06/2020	04/08/2020	15/11/2019	15/01/2020	28/02/2020	26/03/2020	29/04/2020
							Sample_Depth_Avg	0.45	34.5	32	33	34	34	33	1.95	3	0.2	2.5	3.4	2.5
							Project_ID	LTC - Phase 2	LTC - Phase 2 LTM	LTC - Phase 2 LTM	LTC - Phase 2 LTM	LTC - Phase 2 LTM	LTC - Phase 2 LTM	LTC - Phase 2 LTM	LTC - Phase 2 LTM	LTC - Phase 2	LTC - Phase 2	LTC - Phase 2 LTM	LTC - Phase 2 LTM	LTC - Phase 2 LTM
				UK Drinking Water Standards	UK Estuaries and coastal waters EQS	UK Freshwater EQS														
Chem_Group	**Analyte**	**Units**	**MDL**																	

#1:Water Supply (Water Quality) Regulations 2016.
#2:Water Framework Directive (Standards and Classification) Directions (England and Wales) 2015.
#3:Operational Targets and EQS. EA, April 2018
#4:Water Framework Directive (Standards & Classification) Directions (England & Wales) 2015. Dissolved fraction.
#5:Water Framework Directive (Standards & Classification) Directions (England & Wales) 2015. Dissolved fraction. Lowest criteria presented (<40mg/l of CaCO3). See 'further assessment' if criteria exceeded and hardness (CaCO3) data available.
#6:Water Framework Directive (Standards and Classification) Directions (England and Wales) 2015. Dissolved Fraction. If hexavalent chromium (CrVI) data is available, a value of 4.7µg/l may be appropriate for the remaining trivalent chromium (CrIII).
#7:Operational Targets and EQS. EA, April 2018. Dissolved fraction.
#8:Water Framework Directive (Standards and Classification) Directions (England and Wales) 2015. Dissolved Fraction. If DOC >1mg/l then a higher criteria applies [3.76+(2.677x((DOC/2)-0.5))]
#9:Water Framework Directive (Standards & Classification) Directions (England & Wales) 2015. Dissolved & bioavailable (bio) fraction plus background. M-BAT tool to assess: http://wfduk.org/resources/rivers-lakes-metal-bioavailability-assessment-tool-m-bat
#10:Water Framework Directive (Standards & Classification) Directions (England & Wales) 2015. Bioavailable (bio) fraction. M-BAT tool to assess: http://wfduk.org/resources/rivers-lakes-metal-bioavailability-assessment-tool-m-bat
#11:Water Framework Directive (Standards and Classification) Directions (England and Wales) 2015. Dissolved Fraction. MAC adopted in absence of AA value.
#12:Guidelines for Drinking-water Quality, 4th Edition. WHO, 2011. Informal value.
#13:Operational Targets and EQS. EA, April 2018.
#14:Operational Targets and EQS. EA, April 2018. Lowest criteria presented (<200mg/l CaCO3). See 'further assessment' values if criteria exceeded and hardness (CaCO3) data available.
#15:Guidelines for Drinking-water Quality, 4th Edition. WHO, 2011. Based on taste rather than a formal guideline.
#16:Operational Targets and EQS. EA, April 2018. Dissolved plus ambient background concentration. For saltwater, an Ambient Background Concentration of 1.1 µg/l has been used.
#17:Water Framework Directive (Standards and Classification) Directions (England and Wales) 2015. Indicator of 'good' status (90%ile) - Ammonia standard for lakes and rivers (total ammonia as nitrogen).
#18:Operational Targets and EQS. EA, April 2018. Dissolved fraction. Lowest criteria presented (<50 mg/l CaCO3). See 'further assessment' values if criteria exceeded and hardness (CaCO3) data available.
#19:Water Supply (Water Quality) Regulations 2016. As NO3.
#20:Water Supply (Water Quality) Regulations 2016. As NO2

						Location	BH05004	BH05004	BH05004	BH05004	BH05004	BH05004	BH05004	BH05004	BH05005	BH05005	BH05005	BH05005	BH05005
						Sampled_Date_Time	14/01/2020	06/03/2020	26/03/2020	22/04/2020	13/05/2020	13/05/2020	10/06/2020	04/08/2020	15/11/2019	15/01/2020	28/02/2020	26/03/2020	29/04/2020
						Sample_Depth_Avg	0.45	34.5	32	33	34	34	33	1.95	3	0.2	2.5	3.4	2.5
						Project_ID	LTC - Phase 2	LTC - Phase 2 LTM	LTC - Phase 2 LTM	LTC - Phase 2 LTM	LTC - Phase 2 LTM	LTC - Phase 2 LTM	LTC - Phase 2 LTM	LTC - Phase 2 LTM	LTC - Phase 2	LTC - Phase 2	LTC - Phase 2 LTM	LTC - Phase 2 LTM	LTC - Phase 2 LTM
				UK Drinking Water Standards	UK Estuaries and coastal waters EQS	UK Freshwater EQS													
Chem_Group	**Analyte**	**Units**	**MDL**																

#21:Water Supply (Water Quality) Regulations 2016. As SO4.
#22:Water Supply (Water Quality) Regulations 2016. Value of 0.1µg/l for PAH split between four individual PAH. Requires summation of benzo(b)fluoranthene, benzo(k)fluoranthene, benzo(ghiperylene and indeno(123cd)pyrene to use 0.1µg/l value.
#23:Water Framework Directive (Standards and Classification) Directions (England and Wales) 2015. Benzo(a)pyrene can be considered as a marker for other PAH for comparison with the corresponding AA-EQS in water.
#24:No UK DWS for total petroleum hydrocarbons (TPH), or speciated TPH fractions. A value of 10 µg/l is adopted for sum TPH based on the rescinded Private Water Supply Regulations, 1991.
#25:No UK EQS for total petroleum hydrocarbons (TPH), or speciated TPH fractions. A value of 50 µg/l is adopted for sum TPH protection of surface water based on 50µg/l-1000µg/l (Surface Waters (Abstraction for Drinking Water) Regulations 1989).
#26:Guidelines for Drinking-water Quality, 4th Edition. WHO, 2011
#27:Proposed Environmental Quality Standard, in absence of legislative standard (Ayscough et al., 2002). https://assets.publishing.service.gov.uk/government/uploads/system/uploads/attachment_data/file/291223/sp2-115-tr4-e-e.pdf
#28:Guidelines for Drinking-water Quality, 4th Edition. WHO, 2011. Value of 500µg/l for sum xylenes split between isomers. Requires summation of m,p & o isomers to use 500µg/l value.
#29:Operational Targets and EQS. EA, April 2018. Value of 30µg/l for sum xylenes split between isomers. Requires summation of m,p & o isomers to use 30µg/l value.
#30:The taste and odour threshold of 15µg/l is commonly adopted as a guide.
#31:The taste and odour threshold of 15µg/l is commonly adopted as a guide. In situations where there is no risk to a drinking water supply or aquifer, a PNEC value of 2,600µg/l may be used.
#32:Water Framework Directive (Standards and Classification) Directions (England and Wales) 2015. Value of 140µg/l for tetrachloroethane split between 2 isomers. Requires summation of 2 isomers to use 140µg/l value.
#33:Guidelines for Drinking-water Quality, 4th Edition. WHO, 2011. In Scotland a value of 200µg/l is used (WAT-PS-10-01).
#34:US EPA Regional Screening Levels, May 2019. https://www.epa.gov/risk/regional-screening-levels-rsls-generic-tables
#35:Guidelines for Drinking-water Quality, 4th Edition. WHO, 2011. In Scotland a value of 7µg/l is used (WAT-PS-10-01).
#36:Water Supply (Water Quality) Regulations 2016. Value of 100µg/l for sum trihalomethanes split between individual compounds. Requires summation of chloroform, bromoform, chlorodibromomethane and bromodichloromethane to use 100µg/l value.
#37:Guidelines for Drinking-water Quality, 4th Edition. WHO, 2011. Value of 50µg/l for sum cis & trans-DCE split between isomers. Requires summation of cis & trans-DCE isomers to use 50µg/l value.
#38:Water Supply (Water Quality) Regulations 2016. Value of 10µg/l for sum of TCE & PCE split between individual compounds. Requires summation of TCE & PCE to use 10µg/l value.
#39:Water Framework Directive (Standards and Classification) Directions (England and Wales) 2015. Value of 0.4µg/l for sum isomers split between 3 isomers. Requires summation of isomers to use 0.4µg/l value.
#40:Water Framework Directive (Standards and Classification) Directions (England and Wales) 2015. Value of 20µg/l for sum isomers split between 3 isomers. Requires summation of isomers to use 20µg/l value.
#41:Position statement (WAT-PS-10-01), SEPA August 2014.
#42:Water Framework Directive (Standards and Classification) Directions (England and Wales) 2015. Value of 0.025µg/l for sum DDT isomers split between 4 isomers. Requires summation of 4 isomers to use 0.025µg/l value.
#43:Water Framework Directive (Standards and Classification) Directions (England and Wales) 2015. Value of 0.005µg/l for sum isomers split between 4 isomers. Requires summation of isomers to use 0.005µg/l value.
#44:Water Framework Directive (Standards and Classification) Directions (England and Wales) 2015. Value of 0.01µg/l for sum isomers split between 4 isomers. Requires summation of isomers to use 0.01µg/l value.
#45:Water Framework Directive (Standards and Classification) Directions (England and Wales) 2015. Relates to p,p-DDT (CAS 50-29-3)
#46:Operational Targets and EQS. EA, April 2018. Maximum Allowable Concentration (MAC) adopted in absence of Annual Average (AA) value.

Key

<0.6	Result MDL exceeds GAC
27.8	Result exceeds GAC
-	Determinand not tested for

Notes

Where a range is given a determinand has been analysed for by more than one method

						Location	BH05005	BH05005	BH05005	BH05007	BH05007	BH05007	BH05007	BH05007	BH05007	BH05007	BH05007	BH05007	BH05007	BH05007
						Sampled_Date_Time	14/05/2020	11/06/2020	04/08/2020	15/11/2019	14/01/2020	28/02/2020	20/03/2020	20/03/2020	22/04/2020	22/04/2020	14/05/2020	10/06/2020	04/08/2020	03/11/2020
						Sample_Depth_Avg	3	3.5	1.63	2.47	2.18	34.5	34.5	34.5	30	30	34	33	2.44	2.46
						Project_ID	LTC - Phase 2 LTM	LTC - Phase 2 LTM	LTC - Phase 2 LTM	LTC - Phase 2	LTC - Phase 2	LTC - Phase 2 LTM	LTC - Phase 2 LTM	LTC - Phase 2 LTM	LTC - Phase 2 LTM	LTC - Phase 2 LTM	LTC - Phase 2	LTC - Phase 2 LTM	LTC - Phase 2 LTM	LTC - Phase 2 LTM
				UK Drinking Water Standards	UK Estuaries and coastal waters EQS	UK Freshwater EQS														
Chem_Group	**Analyte**	**Units**	**MDL**																	
Metals	Antimony	µg/L	4	5[#1]			-	-	-	-	-	<4	-	-	-	-	-	-	-	-
	Antimony (Filtered)	µg/L	1	5[#1]						-	-									
	Arsenic	µg/L	2	10[#1]	25[#2]	50[#2]	10.3	12.6	12.5	-	-	3.52	5.55	9.85	8.87	8.01	<2	<2	<2	-
	Arsenic (Filtered)	µg/L	0.5	10[#1]	25[#2]	50[#2]	10.2	13.1	12.3	3.11	3.61	1.03	7.26	8.74	4.2	4.53	0.825	0.687	0.917	-
	Barium (Filtered)	µg/L	0.2	1300[#3]			-	-	-	-	-	-							-	-
	Beryllium (Filtered)	µg/L	0.1				-	-	-	-	-	-							-	-
	Boron	µg/L	20	1000[#1]	7000[#4]	2000[#4]	1760	2050	2550	-	-	71.7	79.7	83.5	100	101	69	63.8	76	-
	Boron (Filtered)	µg/L	10	1000[#1]	7000[#4]	2000[#4]	1970	1990	2380	102	664	75.4	105	117	97.2	100	71.2	72.4	66.8	-
	Cadmium	µg/L	0.5	5[#1]	0.2[#5]	0.08[#6]	<0.5	<0.5	<0.5	-	-	<0.5	<0.5	<0.5	<0.5	<0.5	<0.5	<0.5	<0.5	-
	Cadmium (Filtered)	µg/L	0.08	5[#1]	0.2[#5]	0.08[#6]	<0.08	<0.08	<0.08	<0.08	<0.08	<0.08	<0.08	<0.08	<0.08	<0.08	<0.08	<0.08	<0.08	-
	Chromium (hexavalent) (Filtered)	µg/L	3		0.6[#5]	3.4[#5]	<3	<3	<3	<3	<3	<3	<3	<3	<3	<3	<3	<3	<3	-
	Chromium	µg/L	3	50[#1]	0.6[#5]	3.4[#7]	<3	<3	<3	-	-	4.93	<3	<3	<3	<3	<3	<3	8.48	-
	Chromium (Filtered)	µg/L	1	50[#1]	0.6[#5]	3.4[#7]	<1	1.3	<1	2.24	2.23	<1	<1	<1	<1	<1	3.96	<1	<1	-
	Chromium (Trivalent) (Filtered)	µg/L	3			4.7[#5]	<3	<3	<3	<3	<3	<3	<3	<3	<3	<3	3.96	<3	<3	-
	Cobalt (Filtered)	µg/L	0.5		3[#8]	3[#8]	17.3	18	14.3	1.09	1.5	0.637	2.58	3.11	2.94	3.24	0.909	0.653	<0.5	-
	Copper	µg/L	1	2000[#1]	3.76[#9]	1(bio)[#10]	<1	<1	<1	-	-	8.08	6.46	5.13	4.84	4.98	1.49	<1	1.44	-
	Copper (Filtered)	µg/L	0.3	2000[#1]	3.76[#9]	1(bio)[#10]	<0.3	<0.3	<0.3	<0.3	1.22	3.41	2.91	2.77	2.36	2.02	1.74	0.975	0.469	-
	Iron (Filtered)	µg/L	19	200[#1]	1000[#2]	1000[#2]	5460	7570	6920	3510	971	30.4	2250	2970	1210	1310	52.1	<19	21.4	<19
	Lead	µg/L	1	10[#1]	1.3[#5]	1.2(bio)[#10]	-	-	-	-	-	-	-	-	-	-	-	-	-	-
	Lead (Filtered)	µg/L	0.2	10[#1]	1.3[#5]	1.2(bio)[#10]	<0.2	0.259	<0.2	<0.2	<0.2	<0.2	0.551	0.79	0.49	0.473	0.201	<0.2	<0.2	-
	Manganese	µg/L	1	50[#1]		123(bio)[#11]	6590	6910	7470	-	-	221	330	418	443	442	204	137	218	-
	Manganese (Filtered)	µg/L	3	50[#1]		123(bio)[#11]	7580	7710	7130	714	536	82.9	399	440	397	403	198	135	103	35.3
	Mercury	µg/L	0.02	1[#1]	0.07(MAC)[#12]	0.07(MAC)[#12]	<0.02	<0.02	<0.02	-	-	<0.02	0.0225	<0.02	0.0206	0.0225	<0.02	<0.02	0.0217	-
	Mercury (Filtered)	µg/L	0.01	1[#1]	0.07(MAC)[#12]	0.07(MAC)[#12]	<0.01	<0.01	<0.01	<0.01	<0.01	<0.01	<0.01	0.0146	<0.01	<0.01	<0.01	<0.01	<0.01	-
	Molybdenum	µg/L	9	70[#13]			-	-	-	-	-	<9	-	-	-	-	-	-	-	-
	Molybdenum (Filtered)	µg/L	3	70[#13]						-	-									
	Nickel	µg/L	1	20[#1]	8.6[#5]	4(bio)[#10]	18.6	12.5	9.46	-	-	11.1	11	13.6	12.3	12.4	5.14	4.5	4.93	-
	Nickel (Filtered)	µg/L	0.4	20[#1]	8.6[#5]	4(bio)[#10]	13	9.95	9.83	1.65	4.79	5.68	11.8	12.8	10.5	10.8	6.21	3.76	4	-

						Location	BH05005	BH05005	BH05005	BH05007	BH05007	BH05007	BH05007	BH05007	BH05007	BH05007	BH05007	BH05007	BH05007	BH05007
						Sampled_Date_Time	14/05/2020	11/06/2020	04/08/2020	15/11/2019	14/01/2020	28/02/2020	20/03/2020	20/03/2020	22/04/2020	22/04/2020	14/05/2020	10/06/2020	04/08/2020	03/11/2020
						Sample_Depth_Avg	3	3.5	1.63	2.47	2.18	34.5	34.5	34.5	30	30	34	33	2.44	2.46
						Project_ID	LTC - Phase 2 LTM	LTC - Phase 2 LTM	LTC - Phase 2 LTM	LTC - Phase 2	LTC - Phase 2	LTC - Phase 2 LTM	LTC - Phase 2 LTM	LTC - Phase 2 LTM	LTC - Phase 2 LTM	LTC - Phase 2 LTM	LTC - Phase 2	LTC - Phase 2 LTM	LTC - Phase 2 LTM	LTC - Phase 2 LTM
				UK Drinking Water Standards	UK Estuaries and coastal waters EQS	UK Freshwater EQS														
Chem_Group	**Analyte**	**Units**	**MDL**																	
	Selenium	µg/L	1	10[#1]			<1	<1	<1	-	-	-	1.48	1.4	1.2	<1	<1	1.02	1.45	-
	Selenium (Filtered)	µg/L	1	10[#1]			-	-	-	<1	<1	1.98	-	-	-	-	-	-	-	-
	Strontium (Filtered)	µg/L	1				1650	1760	1720	5140	1930	750	1730	1970	1780	1760	2370	2400	2050	-
	Vanadium	µg/L	5		100[#14]	20[#15]	-	-	-	-	-	5.06	-	-	-	-	-	-	-	-
	Vanadium (Filtered)	µg/L	1		100[#14]	20[#15]				-	-									
	Zinc	µg/L	5	3000[#16]	7.9[#17]	10.9(bio)[#10]	12.5	18.2	6.59	-	-	39	27	23.8	24.4	23.1	11.6	10.2	12.2	-
	Zinc (Filtered)	µg/L	1	3000[#16]	7.9[#17]	10.9(bio)[#10]	-	-	-	2.67	11.1	8.16	-	-	-	-	-	-	-	-
Inorganics	Total Hardness	mg/l	0.35				1330	1330	1470	501	464	335	356	395	369	361	386	392	393	399
	Alkalinity (Bicarbonate as CaCO3)	mg/L	2				-	-	-	340	270	-	-	-	-	-	-	-	-	316
	Alkalinity (Bicarbonate) as HCO3	mg/L	2				1260	1290	1390	415	329	280	323	317	329	322	323	329	309	-
	Alkalinity (total) as CaCO3	mg/L	2				1030	1060	1140			230	265	260	269	264	264	270	254	259
	Ammoniacal Nitrogen as N (Filtered)	mg/L	0.01		0.021[#2]	0.6[#18]	5.42	5.83	6.76	0.255	0.388	0.105	0.912	0.7	1.06	0.984	0.304	0.164	0.0845	-
	Ammoniacal Nitrogen as NH3	mg/L	0.2				-	-	-	-	-	-	-	-	-	-	-	-	-	<0.2
	Ammoniacal Nitrogen as NH3 (Filtered)	mg/L	0.01				-	-	-	-	-	-	-	-	-	-	-	-	-	-
	Bromide (Filtered)	mg/L	0.06				13.7	13.6	15.1	1.53	1.01	0.341	0.653	0.651	0.765	0.715	0.809	0.786	0.523	0.616
	Calcium (Filtered)	mg/L	0.2				186	190	171	119	117	109	104	102	105	105	127	130	120	131
	Chloride (Filtered)	mg/L	0.08	250[#1]		250[#4]	2840	3060	3480	458	212	82.6	195	182	200	198	200	201	166	174
	Cyanide (Free) (Filtered)	µg/L	2.5	50[#1]	1[#2]	1[#2]	<2.5	<2.5	<2.5	<2.5	<2.5	<2.5	<2.5	<2.5	<2.5	<2.5	<2.5	<2.5	<2.5	-
	Cyanide Total (Filtered)	µg/L	5	50[#1]	1[#2]	1[#2]	<5	<5	<5	<5	<5	<5	<5	<5	<5	<5	<5	<5	<5	-
	cyanides-complex (Filtered)	µg/L	5	50[#1]	1[#2]	1[#2]	<5	<5	<5	<5	<5	<5	<5	<5	<5	<5	<5	<5	<5	-
	Fluoride (Filtered)	µg/L	500	1500[#1]	5000[#8]	1000[#19]	<500	<500	<500	<500	<500	<500	508	<500	<500	<500	<500	<500	<500	-
	Iodide	mg/L					<0.1	<0.1	<0.1	<0.1	<0.1	<0.1	<0.1	<0.1	<0.1	<0.1	<0.1	<0.1	<0.1	-
	Magnesium (Filtered)	mg/L	0.036				270	253	291	31	72.9	15.4	22.8	23.9	20.3	20.8	20.1	19.6	16.4	16.7
	Nitrate (as N) (Filtered)	mg/L	0.0677				<0.3	<0.3	<0.3	<0.0677	8.66	58.1	6.95	12.8	0.393	0.502	36.1	38.7	47.9	50.6
	Nitrate (as NO3-) (Filtered)	mg/L	0.3	50(NO3)[#20]			-	-	-	<0.3	38.4	-	-	-	-	-	-	-	-	-
	Nitrite (as NO2-) (Filtered)	mg/L	0.04	0.5(NO2)[#21]						-	-									
	Phosphorus	µg/L	20				448	728	952	-	-	-	142	226	264	210	31	24.3	39.7	-

						Location	BH05005	BH05005	BH05005	BH05007	BH05007	BH05007	BH05007	BH05007	BH05007	BH05007	BH05007	BH05007	BH05007	BH05007
						Sampled_Date_Time	14/05/2020	11/06/2020	04/08/2020	15/11/2019	14/01/2020	28/02/2020	20/03/2020	20/03/2020	22/04/2020	22/04/2020	14/05/2020	10/06/2020	04/08/2020	03/11/2020
						Sample_Depth_Avg	3	3.5	1.63	2.47	2.18	34.5	34.5	34.5	30	30	34	33	2.44	2.46
						Project_ID	LTC - Phase 2 LTM	LTC - Phase 2 LTM	LTC - Phase 2 LTM	LTC - Phase 2	LTC - Phase 2	LTC - Phase 2 LTM	LTC - Phase 2 LTM	LTC - Phase 2 LTM	LTC - Phase 2 LTM	LTC - Phase 2 LTM	LTC - Phase 2	LTC - Phase 2 LTM	LTC - Phase 2 LTM	LTC - Phase 2 LTM
				UK Drinking Water Standards	UK Estuaries and coastal waters EQS	UK Freshwater EQS														
Chem_Group	**Analyte**	**Units**	**MDL**																	
	Phosphorus (Filtered)	µg/L	10				500	812	878	-	-	-	120	153	87.2	82.8	15.8	<10	11.2	-
	Potassium (Filtered)	mg/L	0.2				90.9	97.1	95.4	8.32	32.7	11.5	14.7	14.6	12.8	13	9.08	8.47	7.17	7.27
	Sodium (Filtered)	mg/L	0.076	200[#1]			2230	2160	2660	232	649	46.7	101	112	109	112	117	116	85.1	93.5
	Sulphate (Filtered)	mg/L	2	250(SO4)[#22]		400[#4]	1280	1310	1090	51.3	71.2	63.6	58.8	59.6	60.2	59.8	60.4	58.9	64	66.7
	Orthophosphate as P (Filtered)	µg/L	20				-	-	-	<20	71.8	<20	-	-	-	-	-	-	-	-
PAH	Naphthalene	µg/L	0.01		2[#2]	2[#2]	<0.01	0.016	0.0102	0.0235	<0.01	-	<0.01	<0.01	0.0118	0.0203	0.0222	<0.01	0.02	-
	Acenaphthene	µg/L	0.005			No UK EQS	<0.005	<0.005	<0.005	0.0361	<0.005	-	<0.005	<0.005	<0.005	<0.005	<0.005	<0.005	<0.005	-
	Acenaphthylene	µg/L	0.005			No UK EQS	<0.005	<0.005	<0.005	<0.005	<0.005	-	<0.005	<0.005	<0.005	0.00947	<0.005	<0.005	<0.005	-
	Fluoranthene	µg/L	0.005		0.0063[#2]	0.0063[#2]	<0.005	<0.005	<0.005	0.0393	<0.005	-	<0.005	<0.005	0.00594	<0.005	<0.005	<0.005	<0.005	-
	Anthracene	µg/L	0.005		0.1[#2]	0.1[#2]	<0.005	<0.005	<0.005	0.00529	<0.005	-	<0.005	<0.005	<0.005	<0.005	<0.005	<0.005	<0.005	-
	Phenanthrene	µg/L	0.005			No UK EQS	<0.005	<0.005	<0.005	0.021	<0.005	-	<0.005	<0.005	<0.005	<0.005	<0.005	<0.005	<0.005	-
	Fluorene	µg/L	0.005			No UK EQS	<0.005	<0.005	<0.005	0.0208	<0.005	-	<0.005	<0.005	<0.005	<0.005	<0.005	<0.005	<0.005	-
	Chrysene	µg/L	0.005			No UK EQS	<0.005	<0.005	<0.005	0.0135	<0.005	-	<0.005	<0.005	<0.005	<0.005	<0.005	<0.005	<0.005	-
	Pyrene	µg/L	0.005			No UK EQS	<0.005	<0.005	<0.005	0.0326	<0.005	-	<0.005	<0.005	0.00738	<0.005	<0.005	<0.005	<0.005	-
	Benzo(a)anthracene	µg/L	0.005			No UK EQS	<0.005	<0.005	<0.005	<0.005	<0.005	-	<0.005	<0.005	<0.005	<0.005	<0.005	<0.005	<0.005	-
	Benzo(b)fluoranthene	µg/L	0.005	0.025[#23]	See BaP[#24]	See BaP[#24]	<0.005	<0.005	<0.005	0.0111	<0.005	-	<0.005	<0.005	<0.005	<0.005	<0.005	<0.005	<0.005	-
	Benzo(k)fluoranthene	µg/L	0.005	0.025[#23]	See BaP[#24]	See BaP[#24]	<0.005	<0.005	<0.005	0.00911	<0.005	-	<0.005	<0.005	<0.005	<0.005	<0.005	<0.005	<0.005	-
	Benzo(a)pyrene	µg/L	0.002	0.01[#1]	0.00017[#24]	0.00017[#24]	<0.002	<0.002	<0.002	0.0104	<0.002	-	<0.002	<0.002	<0.002	<0.002	<0.002	<0.002	<0.002	-
	Dibenz(a,h)anthracene	µg/L	0.005			No UK EQS	<0.005	<0.005	<0.005	<0.005	<0.005	-	<0.005	<0.005	<0.005	<0.005	<0.005	<0.005	<0.005	-
	Benzo(g,h,i)perylene	µg/L	0.005	0.025[#23]	See BaP[#24]	See BaP[#24]	<0.005	<0.005	<0.005	<0.005	<0.005	-	<0.005	<0.005	<0.005	<0.005	<0.005	<0.005	<0.005	-
	Indeno(1,2,3-c,d)pyrene	µg/L	0.005	0.025[#23]	See BaP[#24]	See BaP[#24]	<0.005	<0.005	<0.005	<0.005	<0.005	-	<0.005	<0.005	<0.005	<0.005	<0.005	<0.005	<0.005	-
	PAH 16 Total	µg/L	0.082				<0.082	<0.082	<0.082	0.223	<0.082	-	<0.082	<0.082	<0.082	<0.082	<0.082	<0.082	<0.082	-
TPH CWG	>C5-C6 Aliphatics	µg/L	10	See TPH	See TPH	See TPH	<10	<10	<10	<10	<10	<10	<10	<10	<10	<10	<10	<10	<10	-
	>C6-C8 Aliphatics	µg/L	10	See TPH	See TPH	See TPH	<10	<10	<10	<10	<10	10	<10	<10	<10	<10	<10	<10	<10	-
	>C8-C10 Aliphatics	µg/L	10	See TPH	See TPH	See TPH	<10	<10	<10	<10	<10	<10	<10	<10	<10	<10	<10	<10	<10	-
	>C10-C12 Aliphatics	µg/L	10	See TPH	See TPH	See TPH	<10	<10	<10	<10	<10	<10	<10	<10	<10	<10	<10	<10	<10	-
	>C12-C16 Aliphatics	µg/L	10	See TPH	See TPH	See TPH	<10	<10	<10	<10	<10	-	<10	<10	<10	<10	<10	<10	<10	-

						Location	BH05005	BH05005	BH05005	BH05007	BH05007	BH05007	BH05007	BH05007	BH05007	BH05007	BH05007	BH05007	BH05007	BH05007
						Sampled_Date_Time	14/05/2020	11/06/2020	04/08/2020	15/11/2019	14/01/2020	28/02/2020	20/03/2020	20/03/2020	22/04/2020	22/04/2020	14/05/2020	10/06/2020	04/08/2020	03/11/2020
						Sample_Depth_Avg	3	3.5	1.63	2.47	2.18	34.5	34.5	34.5	30	30	34	33	2.44	2.46
						Project_ID	LTC - Phase 2 LTM	LTC - Phase 2 LTM	LTC - Phase 2 LTM	LTC - Phase 2	LTC - Phase 2	LTC - Phase 2 LTM	LTC - Phase 2 LTM	LTC - Phase 2 LTM	LTC - Phase 2 LTM	LTC - Phase 2 LTM	LTC - Phase 2	LTC - Phase 2 LTM	LTC - Phase 2 LTM	LTC - Phase 2 LTM
				UK Drinking Water Standards	UK Estuaries and coastal waters EQS	UK Freshwater EQS														
Chem_Group	**Analyte**	**Units**	**MDL**																	
	>C16-C21 Aliphatics	µg/L	10	See TPH	See TPH	See TPH	<10	<10	<10	<10	<10	-	<10	<10	<10	<10	<10	<10	<10	-
	>C21-C35 Aliphatics	µg/L	10	See TPH	See TPH	See TPH	<10	11	<10	<10	14	-	<10	<10	<10	<10	<10	<10	<10	-
	>C16-C35 Aliphatics	µg/L	10				<10	11	<10	<10	14	-	<10	<10	<10	<10	<10	<10	<10	-
	Total Aliphatics >C12-C35	µg/L	10				<10	11	<10	<10	14	-	<10	<10	<10	<10	<10	<10	<10	-
	>EC5-EC7 Aromatics	µg/L	10				-	-	-			-	-	-	-	-	-	-	-	-
	>EC6-EC7 Aromatics	µg/L	10				<10	<10	<10	<10	<10	<10	<10	<10	<10	<10	<10	<10	<10	-
	>EC7-EC8 Aromatics	µg/L	10	See TPH	See TPH	See TPH	<10	<10	<10	<10	<10	<10	<10	<10	<10	<10	<10	<10	<10	-
	>EC8-EC10 Aromatics	µg/L	10	See TPH	See TPH	See TPH	<10	<10	<10	<10	<10	<10	<10	<10	<10	<10	<10	<10	<10	-
	>EC10-EC12 Aromatics	µg/L	10	See TPH	See TPH	See TPH	<10	<10	<10	<10	<10	<10	<10	<10	<10	<10	<10	<10	<10	-
	>EC12-EC16 Aromatics	µg/L	10	See TPH	See TPH	See TPH	<10	<10	<10	<10	<10	-	<10	<10	<10	<10	<10	<10	<10	-
	>EC16-EC21 Aromatics	µg/L	10	See TPH	See TPH	See TPH	<10	<10	<10	<10	<10	-	<10	<10	<10	<10	<10	<10	<10	-
	>EC21-EC35 Aromatics	µg/L	10	See TPH	See TPH	See TPH	<10	<10	<10	<10	<10	-	<10	<10	<10	<10	<10	<10	<10	-
	Total Aromatics >EC12-EC35	µg/L	10				<10	<10	<10	<10	<10	-	<10	<10	<10	<10	<10	<10	<10	-
	TPH >C5-C35 Aliphatics/Aromatics	µg/L	10	|10[#25]	|50[#26]	|50[#26]	<10	13	<10	13	14	-	<10	<10	<10	<10	<10	<10	<10	-
TPH	GRO >C5-12	µg/L	50				<50	<50	<50	<50	<50	<50	<50	<50	<50	<50	<50	<50	<50	-
BTEX and MTBE	Benzene	µg/L	1	1[#1]	8[#2]	10[#2]	<7	<7	<7	<7	<7	<7	<7	<7	<7	<7	<7	<7	<7	-
	Toluene	µg/L	1	700[#3]	74[#2]	74[#2]	<4	<4	<4	<4	<4	<4	<4	<4	<4	<4	<4	<4	<4	-
	Ethylbenzene	µg/L	1	300[#3]	20[#27]	20[#27]	<5	<5	<5	<5	<5	<5	<5	<5	<5	<5	<5	<5	<5	-
	Xylene (m & p)	µg/L	1	250[#28]	15[#29]	15[#29]	<8	<8	<8	<8	<8	<8	<8	<8	<8	<8	<8	<8	<8	-
	Xylene (o)	µg/L	1	250[#28]	15[#29]	15[#29]	<3	<3	<3	<3	<3	<3	<3	<3	<3	<3	<3	<3	<3	-
	Xylene Total	µg/L	2	500[#3]	30[#4]	30[#4]	<11	<11	<11	<11	<11	<11	<11	<11	<11	<11	<11	<11	<11	-
	MTBE	µg/L	1	15[#30]	15[#30]	15[#31]	<3	<3	<3	<3	<3	<3	<3	<3	<3	<3	<3	<3	<3	-
	Total BTEX	µg/L	28				<28	<28	<28	<28	<28	<28	<28	<28	<28	<28	<28	<28	<28	-
VOC	Styrene	µg/L	1		50[#4]	50[#4]	-	-	-	-	-	-	-	-	-	-	-	-	-	-
	cis-1,3-dichloropropene	µg/L	1				-	-	-	-	-	-	-	-	-	-	-	-	-	-
	trans-1,3-dichloropropene	µg/L	1				-	-	-	-	-	-	-	-	-	-	-	-	-	-
	1,1,1,2-tetrachloroethane	µg/L	1			70[#32]	-	-	-	-	-	-	-	-	-	-	-	-	-	-

						Location	BH05005	BH05005	BH05005	BH05007	BH05007	BH05007	BH05007	BH05007	BH05007	BH05007	BH05007	BH05007	BH05007	BH05007
						Sampled_Date_Time	14/05/2020	11/06/2020	04/08/2020	15/11/2019	14/01/2020	28/02/2020	20/03/2020	20/03/2020	22/04/2020	22/04/2020	14/05/2020	10/06/2020	04/08/2020	03/11/2020
						Sample_Depth_Avg	3	3.5	1.63	2.47	2.18	34.5	34.5	34.5	30	30	34	33	2.44	2.46
						Project_ID	LTC - Phase 2 LTM	LTC - Phase 2 LTM	LTC - Phase 2 LTM	LTC - Phase 2	LTC - Phase 2	LTC - Phase 2 LTM	LTC - Phase 2 LTM	LTC - Phase 2 LTM	LTC - Phase 2 LTM	LTC - Phase 2 LTM	LTC - Phase 2	LTC - Phase 2 LTM	LTC - Phase 2 LTM	LTC - Phase 2 LTM
				UK Drinking Water Standards	UK Estuaries and coastal waters EQS	UK Freshwater EQS														
Chem_Group	**Analyte**	**Units**	**MDL**																	
	1,1,1-trichloroethane	µg/L	1	2000[#33]	100[#4]	100[#4]	-	-	-	-	-	-	-	-	-	-	-	-	-	-
	1,1,2,2-tetrachloroethane	µg/L	1			70[#32]	-	-	-	-	-	-	-	-	-	-	-	-	-	-
	1,1,2-trichloroethane	µg/L	1		300[#4]	400[#4]	-	-	-	-	-	-	-	-	-	-	-	-	-	-
	1,1-dichloroethane	µg/L	1	2.8[#34]			-	-	-	-	-	-	-	-	-	-	-	-	-	-
	1,1-dichloroethene	µg/L	1	140[#35]			-	-	-	-	-	-	-	-	-	-	-	-	-	-
	1,1-dichloropropene	µg/L	1				-	-	-	-	-	-	-	-	-	-	-	-	-	-
	1,2,3-trichloropropane	µg/L	1				-	-	-	-	-	-	-	-	-	-	-	-	-	-
	1,2,4-trimethylbenzene	µg/L	1				-	-	-	-	-	-	-	-	-	-	-	-	-	-
	1,2-dibromo-3-chloropropane	µg/L	1				-	-	-	-	-	-	-	-	-	-	-	-	-	-
	1,2-dibromoethane	µg/L	1				-	-	-	-	-	-	-	-	-	-	-	-	-	-
	1,2-dichloroethane	µg/L	1	3[#1]	10[#2]	10[#2]	-	-	-	-	-	-	-	-	-	-	-	-	-	-
	1,2-dichloropropane	µg/L	1				-	-	-	-	-	-	-	-	-	-	-	-	-	-
	1,3,5-trimethylbenzene	µg/L	1				-	-	-	-	-	-	-	-	-	-	-	-	-	-
	1,3-dichloropropane	µg/L	1				-	-	-	-	-	-	-	-	-	-	-	-	-	-
	2,2-dichloropropane	µg/L	1				-	-	-	-	-	-	-	-	-	-	-	-	-	-
	2-chlorotoluene	µg/L	1				-	-	-	-	-	-	-	-	-	-	-	-	-	-
	4-chlorotoluene	µg/L	1				-	-	-	-	-	-	-	-	-	-	-	-	-	-
	Bromobenzene	µg/L	1				-	-	-	-	-	-	-	-	-	-	-	-	-	-
	Bromochloromethane	µg/L	1				-	-	-	-	-	-	-	-	-	-	-	-	-	-
	Bromodichloromethane	µg/L	1	25[#36]			-	-	-	-	-	-	-	-	-	-	-	-	-	-
	Bromoform	µg/L	1	25[#36]			-	-	-	-	-	-	-	-	-	-	-	-	-	-
	Bromomethane	µg/L	1				-	-	-	-	-	-	-	-	-	-	-	-	-	-
	Carbon disulfide	µg/L	1				-	-	-	-	-	-	-	-	-	-	-	-	-	-
	Carbon tetrachloride	µg/L	1	3[#1]	12[#2]	12[#2]	-	-	-	-	-	-	-	-	-	-	-	-	-	-
	Chlorodibromomethane	µg/L	1	25[#36]			-	-	-	-	-	-	-	-	-	-	-	-	-	-
	Chloroethane	µg/L	1				-	-	-	-	-	-	-	-	-	-	-	-	-	-
	Chloroform	µg/L	1	25[#36]	2.5[#2]	2.5[#2]	-	-	-	-	-	-	-	-	-	-	-	-	-	-

						Location	BH05005	BH05005	BH05005	BH05007	BH05007	BH05007	BH05007	BH05007	BH05007	BH05007	BH05007	BH05007	BH05007	BH05007
						Sampled_Date_Time	14/05/2020	11/06/2020	04/08/2020	15/11/2019	14/01/2020	28/02/2020	20/03/2020	20/03/2020	22/04/2020	22/04/2020	14/05/2020	10/06/2020	04/08/2020	03/11/2020
						Sample_Depth_Avg	3	3.5	1.63	2.47	2.18	34.5	34.5	34.5	30	30	34	33	2.44	2.46
						Project_ID	LTC - Phase 2 LTM	LTC - Phase 2 LTM	LTC - Phase 2 LTM	LTC - Phase 2	LTC - Phase 2	LTC - Phase 2 LTM	LTC - Phase 2 LTM	LTC - Phase 2 LTM	LTC - Phase 2 LTM	LTC - Phase 2 LTM	LTC - Phase 2	LTC - Phase 2 LTM	LTC - Phase 2 LTM	LTC - Phase 2 LTM
				UK Drinking Water Standards	UK Estuaries and coastal waters EQS	UK Freshwater EQS														
Chem_Group	**Analyte**	**Units**	**MDL**																	
	Chloromethane	µg/L	1				-	-	-	-	-	-	-	-	-	-	-	-	-	-
	cis-1,2-dichloroethene	µg/L	1	25[#37]			-	-	-	-	-	-	-	-	-	-	-	-	-	-
	Dibromomethane	µg/L	1				-	-	-	-	-	-	-	-	-	-	-	-	-	-
	Dichlorodifluoromethane	µg/L	1				-	-	-	-	-	-	-	-	-	-	-	-	-	-
	Dichloromethane	µg/L	3		20[#2]	20[#2]	-	-	-	-	-	-	-	-	-	-	-	-	-	-
	Isopropylbenzene	µg/L	1				-	-	-	-	-	-	-	-	-	-	-	-	-	-
	n-butylbenzene	µg/L	1				-	-	-	-	-	-	-	-	-	-	-	-	-	-
	n-propylbenzene	µg/L	1				-	-	-	-	-	-	-	-	-	-	-	-	-	-
	p-isopropyltoluene	µg/L	1				-	-	-	-	-	-	-	-	-	-	-	-	-	-
	sec-butylbenzene	µg/L	1				-	-	-	-	-	-	-	-	-	-	-	-	-	-
	Trichloroethene	µg/L	1	5[#38]	10[#2]	10[#2]	-	-	-	-	-	-	-	-	-	-	-	-	-	-
	tert-butylbenzene	µg/L	1				-	-	-	-	-	-	-	-	-	-	-	-	-	-
	Tetrachloroethene	µg/L	1	5[#38]	10[#2]	10[#2]	-	-	-	-	-	-	-	-	-	-	-	-	-	-
	trans-1,2-dichloroethene	µg/L	1	25[#37]			-	-	-	-	-	-	-	-	-	-	-	-	-	-
	Trichlorofluoromethane	µg/L	1				-	-	-	-	-	-	-	-	-	-	-	-	-	-
	Vinyl chloride	µg/L	1	0.5[#1]			-	-	-	-	-	-	-	-	-	-	-	-	-	-
	tert-Amyl methyl ether	µg/L	1				-	-	-	-	-	-	-	-	-	-	-	-	-	-
VOC/SVOC	1,2,3-trichlorobenzene	µg/L	0.01		0.13[#39]	0.13[#39]	-	-	-	-	-	-	-	-	-	-	-	-	-	-
	1,2,4-trichlorobenzene	µg/L	0.01		0.13[#39]	0.13[#39]	-	-	-	-	-	-	-	-	-	-	-	-	-	-
	1,2-dichlorobenzene	µg/L	1		6.7[#40]	6.7[#40]	-	-	-	-	-	-	-	-	-	-	-	-	-	-
	1,3,5-Trichlorobenzene	µg/L	0.01		0.13[#39]	0.13[#39]	-	-	-	-	-	-	-	-	-	-	-	-	-	-
	1,3-dichlorobenzene	µg/L	1		6.7[#40]	6.7[#40]	-	-	-	-	-	-	-	-	-	-	-	-	-	-
	1,4-dichlorobenzene	µg/L	1		6.7[#40]	6.7[#40]	-	-	-	-	-	-	-	-	-	-	-	-	-	-
	Chlorobenzene	µg/L	1	100[#41]			-	-	-	-	-	-	-	-	-	-	-	-	-	-
	Hexachlorobutadiene	µg/L	0.01		0.6(MAC)[#12]	0.6(MAC)[#12]	-	-	-	-	-	-	-	-	-	-	-	-	-	-
SVOC	4-bromophenyl phenyl ether	µg/L	1				-	-	-	-	-	-	-	-	-	-	-	-	-	-
	4-nitroaniline	µg/L	1				-	-	-	-	-	-	-	-	-	-	-	-	-	-

						Location	BH05005	BH05005	BH05005	BH05007	BH05007	BH05007	BH05007	BH05007	BH05007	BH05007	BH05007	BH05007	BH05007	BH05007
						Sampled_Date_Time	14/05/2020	11/06/2020	04/08/2020	15/11/2019	14/01/2020	28/02/2020	20/03/2020	20/03/2020	22/04/2020	22/04/2020	14/05/2020	10/06/2020	04/08/2020	03/11/2020
						Sample_Depth_Avg	3	3.5	1.63	2.47	2.18	34.5	34.5	34.5	30	30	34	33	2.44	2.46
						Project_ID	LTC - Phase 2 LTM	LTC - Phase 2 LTM	LTC - Phase 2 LTM	LTC - Phase 2	LTC - Phase 2	LTC - Phase 2 LTM	LTC - Phase 2 LTM	LTC - Phase 2 LTM	LTC - Phase 2 LTM	LTC - Phase 2 LTM	LTC - Phase 2	LTC - Phase 2 LTM	LTC - Phase 2 LTM	LTC - Phase 2 LTM
				UK Drinking Water Standards	UK Estuaries and coastal waters EQS	UK Freshwater EQS														
Chem_Group	**Analyte**	**Units**	**MDL**																	
	4-nitrophenol	µg/L	1				-	-	-	-	-	-	-	-	-	-	-	-	-	-
	2,4,5-trichlorophenol	µg/L	1				-	-	-	-	-	-	-	-	-	-	-	-	-	-
	2,4,6-trichlorophenol	µg/L	1				-	-	-	-	-	-	-	-	-	-	-	-	-	-
	2,4-dichlorophenol	µg/L	1		0.42[#2]	4.2[#2]	-	-	-	-	-	-	-	-	-	-	-	-	-	-
	2,4-dimethylphenol	µg/L	1				-	-	-	-	-	-	-	-	-	-	-	-	-	-
	2,4-dinitrotoluene	µg/L	1				-	-	-	-	-	-	-	-	-	-	-	-	-	-
	2,6-dinitrotoluene	µg/L	1				-	-	-	-	-	-	-	-	-	-	-	-	-	-
	2-chloronaphthalene	µg/L	1				-	-	-	-	-	-	-	-	-	-	-	-	-	-
	2-chlorophenol	µg/L	1		50[#4]	50[#4]	-	-	-	-	-	-	-	-	-	-	-	-	-	-
	2-methylnaphthalene	µg/L	1				-	-	-	-	-	-	-	-	-	-	-	-	-	-
	2-methylphenol	µg/L	1				-	-	-	-	-	-	-	-	-	-	-	-	-	-
	2-nitroaniline	µg/L	1				-	-	-	-	-	-	-	-	-	-	-	-	-	-
	2-nitrophenol	µg/L	1				-	-	-	-	-	-	-	-	-	-	-	-	-	-
	3-nitroaniline	µg/L	1				-	-	-	-	-	-	-	-	-	-	-	-	-	-
	4,6-Dinitro-2-methylphenol	µg/L					-	-	-	-	-	-	-	-	-	-	-	-	-	-
	4-chloro-3-methylphenol	µg/L	1		40[#4]	40[#4]	-	-	-	-	-	-	-	-	-	-	-	-	-	-
	4-chloroaniline	µg/L	1				-	-	-	-	-	-	-	-	-	-	-	-	-	-
	4-chlorophenyl phenyl ether	µg/L	1				-	-	-	-	-	-	-	-	-	-	-	-	-	-
	4-methylphenol	µg/L	1				-	-	-	-	-	-	-	-	-	-	-	-	-	-
	Azobenzene	µg/L	1				-	-	-	-	-	-	-	-	-	-	-	-	-	-
	Bis(2-chloroethoxy) methane	µg/L	1				-	-	-	-	-	-	-	-	-	-	-	-	-	-
	Bis(2-chloroethyl)ether	µg/L	1				-	-	-	-	-	-	-	-	-	-	-	-	-	-
	Bis(2-ethylhexyl) phthalate	µg/L	2		1.3[#2]	1.3[#2]	-	-	-	-	-	-	-	-	-	-	-	-	-	-
	Butyl benzyl phthalate	µg/L	1		0.75[#2]	7.5[#2]	-	-	-	-	-	-	-	-	-	-	-	-	-	-
	Carbazole	µg/L	1				-	-	-	-	-	-	-	-	-	-	-	-	-	-
	Dibenzofuran	µg/L	1				-	-	-	-	-	-	-	-	-	-	-	-	-	-
	Diethylphthalate	µg/L	1		200[#4]	200[#4]	-	-	-	-	-	-	-	-	-	-	-	-	-	-

						Location	BH05005	BH05005	BH05005	BH05007	BH05007	BH05007	BH05007	BH05007	BH05007	BH05007	BH05007	BH05007	BH05007	BH05007
						Sampled_Date_Time	14/05/2020	11/06/2020	04/08/2020	15/11/2019	14/01/2020	28/02/2020	20/03/2020	20/03/2020	22/04/2020	22/04/2020	14/05/2020	10/06/2020	04/08/2020	03/11/2020
						Sample_Depth_Avg	3	3.5	1.63	2.47	2.18	34.5	34.5	34.5	30	30	34	33	2.44	2.46
						Project_ID	LTC - Phase 2 LTM	LTC - Phase 2 LTM	LTC - Phase 2 LTM	LTC - Phase 2	LTC - Phase 2	LTC - Phase 2 LTM	LTC - Phase 2 LTM	LTC - Phase 2 LTM	LTC - Phase 2 LTM	LTC - Phase 2 LTM	LTC - Phase 2	LTC - Phase 2 LTM	LTC - Phase 2 LTM	LTC - Phase 2 LTM
				UK Drinking Water Standards	UK Estuaries and coastal waters EQS	UK Freshwater EQS														
Chem_Group	**Analyte**	**Units**	**MDL**																	
	Dimethyl phthalate	µg/L	1		800[#4]	800[#4]	-	-	-	-	-	-	-	-	-	-	-	-	-	-
	Di-n-butyl phthalate	µg/L	1		8[#4]	8[#4]	-	-	-	-	-	-	-	-	-	-	-	-	-	-
	Di-n-octyl phthalate	µg/L	5		20[#4]	20[#4]	-	-	-	-	-	-	-	-	-	-	-	-	-	-
	Hexachlorobenzene	µg/L	0.01		0.05(MAC)[#12]	0.05(MAC)[#12]	-	-	-	-	-	-	-	-	-	-	-	-	-	-
	Hexachlorocyclopentadiene	µg/L	1				-	-	-	-	-	-	-	-	-	-	-	-	-	-
	Hexachloroethane	µg/L	1				-	-	-	-	-	-	-	-	-	-	-	-	-	-
	Isophorone	µg/L	1				-	-	-	-	-	-	-	-	-	-	-	-	-	-
	Nitrobenzene	µg/L	1				-	-	-	-	-	-	-	-	-	-	-	-	-	-
	N-nitrosodi-n-propylamine	µg/L	1				-	-	-	-	-	-	-	-	-	-	-	-	-	-
	Pentachlorobenzene	µg/L	0.01		0.0007[#2]	0.007[#2]	-	-	-	-	-	-	-	-	-	-	-	-	-	-
	Pentachloronitrobenzene	µg/L	0.01				-	-	-	-	-	-	-	-	-	-	-	-	-	-
	Pentachlorophenol	µg/L	1		0.4[#2]	0.4[#2]	-	-	-	-	-	-	-	-	-	-	-	-	-	-
PCB	Heptachlorobiphenyl, 2,3,3,4,4,5,5- (PCB 189)	µg/L	0.015				-	-	-	-	-	-	-	-	-	-	-	-	-	-
	Hexachlorobiphenyl, 2,3,3,4,4,5- (PCB 156)	µg/L	0.015				-	-	-	-	-	-	-	-	-	-	-	-	-	-
	Hexachlorobiphenyl, 2,3,3,4,4,5- (PCB 157)	µg/L	0.015				-	-	-	-	-	-	-	-	-	-	-	-	-	-
	Hexachlorobiphenyl, 2,3,4,4,5,5- (PCB 167)	µg/L	0.015				-	-	-	-	-	-	-	-	-	-	-	-	-	-
	Hexachlorobiphenyl, 3,3,4,4,5,5- (PCB 169)	µg/L	0.015				-	-	-	-	-	-	-	-	-	-	-	-	-	-
	PCB 101	µg/L	0.015				-	-	-	-	-	-	-	-	-	-	-	-	-	-
	PCB 118	µg/L	0.015				-	-	-	-	-	-	-	-	-	-	-	-	-	-
	PCB 138	µg/L	0.015				-	-	-	-	-	-	-	-	-	-	-	-	-	-
	PCB 153	µg/L	0.015				-	-	-	-	-	-	-	-	-	-	-	-	-	-
	PCB 180	µg/L	0.015				-	-	-	-	-	-	-	-	-	-	-	-	-	-
	PCB 28	µg/L	0.015				-	-	-	-	-	-	-	-	-	-	-	-	-	-
	PCB 52	µg/L	0.015				-	-	-	-	-	-	-	-	-	-	-	-	-	-
	Pentachlorobiphenyl, 2,3,3,4,4- (PCB 105)	µg/L	0.015				-	-	-	-	-	-	-	-	-	-	-	-	-	-
	Pentachlorobiphenyl, 2,3,4,4,5- (PCB 114)	µg/L	0.015				-	-	-	-	-	-	-	-	-	-	-	-	-	-
	Pentachlorobiphenyl, 2,3,4,4,5- (PCB 123)	µg/L	0.015				-	-	-	-	-	-	-	-	-	-	-	-	-	-

						Location	BH05005	BH05005	BH05005	BH05007	BH05007	BH05007	BH05007	BH05007	BH05007	BH05007	BH05007	BH05007	BH05007	BH05007
						Sampled_Date_Time	14/05/2020	11/06/2020	04/08/2020	15/11/2019	14/01/2020	28/02/2020	20/03/2020	20/03/2020	22/04/2020	22/04/2020	14/05/2020	10/06/2020	04/08/2020	03/11/2020
						Sample_Depth_Avg	3	3.5	1.63	2.47	2.18	34.5	34.5	34.5	30	30	34	33	2.44	2.46
						Project_ID	LTC - Phase 2 LTM	LTC - Phase 2 LTM	LTC - Phase 2 LTM	LTC - Phase 2	LTC - Phase 2	LTC - Phase 2 LTM	LTC - Phase 2 LTM	LTC - Phase 2 LTM	LTC - Phase 2 LTM	LTC - Phase 2 LTM	LTC - Phase 2	LTC - Phase 2 LTM	LTC - Phase 2 LTM	LTC - Phase 2 LTM
				UK Drinking Water Standards	UK Estuaries and coastal waters EQS	UK Freshwater EQS														
Chem_Group	**Analyte**	**Units**	**MDL**																	
	Pentachlorobiphenyl, 3,3,4,4,5- (PCB 126)	µg/L	0.015				-	-	-	-	-	-	-	-	-	-	-	-	-	-
	Tetrachlorobiphenyl, 3,3,4,4- (PCB 77)	µg/L	0.015				-	-	-	-	-	-	-	-	-	-	-	-	-	-
	Tetrachlorobiphenyl, 3,4,4,5- (PCB 81)	µg/L	0.015				-	-	-	-	-	-	-	-	-	-	-	-	-	-
	Total PCB 7 Congeners	µg/L	0.105				-	-	-	-	-	-	-	-	-	-	-	-	-	-
Phenolics	Xylenols (Filtered)	µg/L	0.5				<0.5	<0.5	0.62	<0.5	<0.5	<0.5	<0.5	<0.5	<0.5	<0.5	<0.5	<0.5	0.63	-
	Cresol Total (Filtered)	µg/L	0.5				<0.5	<0.5	<0.5	1.13	<0.5	<0.5	<0.5	<0.5	<0.5	<0.5	<0.5	<0.5	<0.5	-
	Phenol	µg/L	1	5800[#34]	7.7[#2]	7.7[#2]	-	-	-	-	-	-	-	-	-	-	-	-	-	-
	Phenol (Filtered)	µg/L	0.5	5800[#34]	7.7[#2]	7.7[#2]	<0.5	<0.5	<0.5	<0.5	<0.5	<0.5	<0.5	<0.5	<0.5	<0.5	<0.5	<0.5	<0.5	-
	Phenols Monohydric (Filtered)	µg/L	0.5				<0.5	<0.5	0.62	1.13	<0.5	<0.5	<0.5	<0.5	<0.5	<0.5	<0.5	<0.5	0.63	-
Organotins	Tributyltin	µg/L	0.001		0.0002[#2]	0.0002[#2]	-	-	-	-	-	-	-	-	-	-	-	-	-	-
Biological	Coliforms Total (Confirmed)	CFU/100mL					-	-	-	-	-	-	-	-	-	-	-	-	-	-
	Coliforms Total (Presumptive)	CFU/100mL					-	-	-	-	-	-	-	-	-	-	-	-	-	-
	Escherichia coli (Confirmed)	CFU/100mL					-	-	-	-	-	-	-	-	-	-	-	-	-	-
	Escherichia coli (Presumptive)	CFU/100mL					-	-	-	-	-	-	-	-	-	-	-	-	-	-
	Faecal streptococci (Confirmed)	CFU/100mL					-	-	-	-	-	-	-	-	-	-	-	-	-	-
	Faecal streptococci (Presumptive)	CFU/100mL					-	-	-	-	-	-	-	-	-	-	-	-	-	-
	Faecal Streptococci cfu/100ml	cfu/100ml								-	-									
	Coliform	cfu/100 ml								-	-									
	Salmonella	Detect					-	-	-	-	-	-	-	-	-	-	-	-	-	-
Pesticides	1-(3.4-Dichlorophenyl) urea (DCPU)	µg/l					-	-	-	-	-	-	-	-	-	-	-	-	-	-
	2-(4-Chlorophenoxy)propionic acid, 4-CPP	µg/l					-	-	-	-	-	-	-	-	-	-	-	-	-	-
	2-amino-N-(isopropyl)benzamide	µg/l					-	-	-	-	-	-	-	-	-	-	-	-	-	-
	2-Chloro-2.6-diethylacetanilide	µg/l					-	-	-	-	-	-	-	-	-	-	-	-	-	-
	Acibenzolar-S-methyl	µg/l					-	-	-	-	-	-	-	-	-	-	-	-	-	-
	Aminopyralid	µg/l					-	-	-	-	-	-	-	-	-	-	-	-	-	-
	Azoxystrobin	µg/L					-	-	-	-	-	-	-	-	-	-	-	-	-	-
	BAM	µg/l					-	-	-	-	-	-	-	-	-	-	-	-	-	-

						Location	BH05005	BH05005	BH05005	BH05007	BH05007	BH05007	BH05007	BH05007	BH05007	BH05007	BH05007	BH05007	BH05007	BH05007
						Sampled_Date_Time	14/05/2020	11/06/2020	04/08/2020	15/11/2019	14/01/2020	28/02/2020	20/03/2020	20/03/2020	22/04/2020	22/04/2020	14/05/2020	10/06/2020	04/08/2020	03/11/2020
						Sample_Depth_Avg	3	3.5	1.63	2.47	2.18	34.5	34.5	34.5	30	30	34	33	2.44	2.46
						Project_ID	LTC - Phase 2 LTM	LTC - Phase 2 LTM	LTC - Phase 2 LTM	LTC - Phase 2	LTC - Phase 2	LTC - Phase 2 LTM	LTC - Phase 2 LTM	LTC - Phase 2 LTM	LTC - Phase 2 LTM	LTC - Phase 2 LTM	LTC - Phase 2	LTC - Phase 2 LTM	LTC - Phase 2 LTM	LTC - Phase 2 LTM
				UK Drinking Water Standards	UK Estuaries and coastal waters EQS	UK Freshwater EQS														
Chem_Group	**Analyte**	**Units**	**MDL**																	
	Benalaxyl	µg/l					-	-	-	-	-	-	-	-	-	-	-	-	-	-
	Bentazone methyl	µg/l					-	-	-	-	-	-	-	-	-	-	-	-	-	-
	Bifenox	µg/L					-	-	-	-	-	-	-	-	-	-	-	-	-	-
	Bitertanol	µg/l					-	-	-	-	-	-	-	-	-	-	-	-	-	-
	Boscalid	µg/l					-	-	-	-	-	-	-	-	-	-	-	-	-	-
	Cadusafos	µg/l					-	-	-	-	-	-	-	-	-	-	-	-	-	-
	Carfentrazone-ethyl	µg/L					-	-	-	-	-	-	-	-	-	-	-	-	-	-
	Chloridazon-desphenyl	µg/l					-	-	-	-	-	-	-	-	-	-	-	-	-	-
	Chloridazon-methyl desphenyl	µg/l					-	-	-	-	-	-	-	-	-	-	-	-	-	-
	Chlorotoluron-desmethyl	µg/l					-	-	-	-	-	-	-	-	-	-	-	-	-	-
	Chlorpropham	µg/L			$10^{\#4}$	$10^{\#4}$	-	-	-	-	-	-	-	-	-	-	-	-	-	-
	Clodinafop	µg/l					-	-	-	-	-	-	-	-	-	-	-	-	-	-
	Clomeprop	µg/l					-	-	-	-	-	-	-	-	-	-	-	-	-	-
	Crimidine	µg/l					-	-	-	-	-	-	-	-	-	-	-	-	-	-
	Cybutryne (Irgarol)	µg/l					-	-	-	-	-	-	-	-	-	-	-	-	-	-
	Cyprazine	µg/l					-	-	-	-	-	-	-	-	-	-	-	-	-	-
	Cyprodinil	µg/L					-	-	-	-	-	-	-	-	-	-	-	-	-	-
	Dichlofenthion	µg/l					-	-	-	-	-	-	-	-	-	-	-	-	-	-
	Dichlormid	µg/l					-	-	-	-	-	-	-	-	-	-	-	-	-	-
	Diethofencarb	µg/l					-	-	-	-	-	-	-	-	-	-	-	-	-	-
	Difenacoum	µg/l					-	-	-	-	-	-	-	-	-	-	-	-	-	-
	Dimefuron	µg/l					-	-	-	-	-	-	-	-	-	-	-	-	-	-
	Dimethachlo	µg/l					-	-	-	-	-	-	-	-	-	-	-	-	-	-
	Dimethenamid	µg/l					-	-	-	-	-	-	-	-	-	-	-	-	-	-
	Dimethomorph	µg/l					-	-	-	-	-	-	-	-	-	-	-	-	-	-
	Dinoterb	µg/l					-	-	-	-	-	-	-	-	-	-	-	-	-	-
	Diuron desmethyl (DCPMU)	µg/l					-	-	-	-	-	-	-	-	-	-	-	-	-	-

						Location	BH05005	BH05005	BH05005	BH05007	BH05007	BH05007	BH05007	BH05007	BH05007	BH05007	BH05007	BH05007	BH05007	BH05007
						Sampled_Date_Time	14/05/2020	11/06/2020	04/08/2020	15/11/2019	14/01/2020	28/02/2020	20/03/2020	20/03/2020	22/04/2020	22/04/2020	14/05/2020	10/06/2020	04/08/2020	03/11/2020
						Sample_Depth_Avg	3	3.5	1.63	2.47	2.18	34.5	34.5	34.5	30	30	34	33	2.44	2.46
						Project_ID	LTC - Phase 2 LTM	LTC - Phase 2 LTM	LTC - Phase 2 LTM	LTC - Phase 2	LTC - Phase 2	LTC - Phase 2 LTM	LTC - Phase 2 LTM	LTC - Phase 2 LTM	LTC - Phase 2 LTM	LTC - Phase 2 LTM	LTC - Phase 2	LTC - Phase 2 LTM	LTC - Phase 2 LTM	LTC - Phase 2 LTM
				UK Drinking Water Standards	UK Estuaries and coastal waters EQS	UK Freshwater EQS														
Chem_Group	**Analyte**	**Units**	**MDL**																	
	Epoxiconazole	µg/l					-	-	-	-	-	-	-	-	-	-	-	-	-	-
	Etrimphos	µg/L	0.01				-	-	-	-	-	-	-	-	-	-	-	-	-	-
	Fenoxaprop	µg/l					-	-	-	-	-	-	-	-	-	-	-	-	-	-
	Fenpropidin	µg/l					-	-	-	-	-	-	-	-	-	-	-	-	-	-
	Fenuron	µg/l					-	-	-	-	-	-	-	-	-	-	-	-	-	-
	Fipronil	µg/L					-	-	-	-	-	-	-	-	-	-	-	-	-	-
	Florasulam	µg/l					-	-	-	-	-	-	-	-	-	-	-	-	-	-
	Fluazifop	µg/l					-	-	-	-	-	-	-	-	-	-	-	-	-	-
	Fluazifop-P-butyl	µg/L					-	-	-	-	-	-	-	-	-	-	-	-	-	-
	Foramsulfuron	µg/l					-	-	-	-	-	-	-	-	-	-	-	-	-	-
	Furathiocarb	µg/l					-	-	-	-	-	-	-	-	-	-	-	-	-	-
	Haloxyfop	µg/l					-	-	-	-	-	-	-	-	-	-	-	-	-	-
	Haloxyfop-p-methyl	µg/l					-	-	-	-	-	-	-	-	-	-	-	-	-	-
	Heptachlor epoxide	µg/L	0.01	0.03[#1]			-	-	-	-	-	-	-	-	-	-	-	-	-	-
	Imazamox	µg/l					-	-	-	-	-	-	-	-	-	-	-	-	-	-
	Indoxacarb	µg/L					-	-	-	-	-	-	-	-	-	-	-	-	-	-
	Isoproturon-desmethyl	µg/l					-	-	-	-	-	-	-	-	-	-	-	-	-	-
	Isoproturon-monodesmethyl	µg/l					-	-	-	-	-	-	-	-	-	-	-	-	-	-
	Isopyrazam	µg/l					-	-	-	-	-	-	-	-	-	-	-	-	-	-
	Kresoxim-methyl	µg/l					-	-	-	-	-	-	-	-	-	-	-	-	-	-
	Malaoxon	µg/l					-	-	-	-	-	-	-	-	-	-	-	-	-	-
	Mandipropamid	µg/l					-	-	-	-	-	-	-	-	-	-	-	-	-	-
	Mecarbam	µg/l					-	-	-	-	-	-	-	-	-	-	-	-	-	-
	Mesotrione	µg/l					-	-	-	-	-	-	-	-	-	-	-	-	-	-
	Metconazole	µg/l					-	-	-	-	-	-	-	-	-	-	-	-	-	-
	Metribuzin-desamino	µg/l					-	-	-	-	-	-	-	-	-	-	-	-	-	-
	Naptalam	µg/l					-	-	-	-	-	-	-	-	-	-	-	-	-	-

						Location	BH05005	BH05005	BH05005	BH05007	BH05007	BH05007	BH05007	BH05007	BH05007	BH05007	BH05007	BH05007	BH05007	BH05007
						Sampled_Date_Time	14/05/2020	11/06/2020	04/08/2020	15/11/2019	14/01/2020	28/02/2020	20/03/2020	20/03/2020	22/04/2020	22/04/2020	14/05/2020	10/06/2020	04/08/2020	03/11/2020
						Sample_Depth_Avg	3	3.5	1.63	2.47	2.18	34.5	34.5	34.5	30	30	34	33	2.44	2.46
						Project_ID	LTC - Phase 2 LTM	LTC - Phase 2 LTM	LTC - Phase 2 LTM	LTC - Phase 2	LTC - Phase 2	LTC - Phase 2 LTM	LTC - Phase 2 LTM	LTC - Phase 2 LTM	LTC - Phase 2 LTM	LTC - Phase 2 LTM	LTC - Phase 2	LTC - Phase 2 LTM	LTC - Phase 2 LTM	LTC - Phase 2 LTM
				UK Drinking Water Standards	UK Estuaries and coastal waters EQS	UK Freshwater EQS														
Chem_Group	**Analyte**	**Units**	**MDL**																	
	Nicosulfuron	µg/l					-	-	-	-	-	-	-	-	-	-	-	-	-	-
	Nuarimol	µg/l					-	-	-	-	-	-	-	-	-	-	-	-	-	-
	Oxadixyl	µg/l					-	-	-	-	-	-	-	-	-	-	-	-	-	-
	Paraoxon-ethyl	µg/l					-	-	-	-	-	-	-	-	-	-	-	-	-	-
	Parathion-ethyl	µg/l					-	-	-	-	-	-	-	-	-	-	-	-	-	-
	Penconazole	µg/l					-	-	-	-	-	-	-	-	-	-	-	-	-	-
	Pencycuron	µg/l					-	-	-	-	-	-	-	-	-	-	-	-	-	-
	Phosphamidon II (E)	µg/l	0.01				-	-	-	-	-	-	-	-	-	-	-	-	-	-
	Pretilachlor	µg/l					-	-	-	-	-	-	-	-	-	-	-	-	-	-
	Primisulfuron-methyl	µg/l					-	-	-	-	-	-	-	-	-	-	-	-	-	-
	Prodiamine	µg/l					-	-	-	-	-	-	-	-	-	-	-	-	-	-
	Propaquizafop	µg/l					-	-	-	-	-	-	-	-	-	-	-	-	-	-
	Propetamphos	µg/L	0.01		0.03[#4]	0.03[#4]	-	-	-	-	-	-	-	-	-	-	-	-	-	-
	Prosulfocarb	µg/l					-	-	-	-	-	-	-	-	-	-	-	-	-	-
	Prothioconazole	µg/l					-	-	-	-	-	-	-	-	-	-	-	-	-	-
	Pyribenzoxim	µg/l					-	-	-	-	-	-	-	-	-	-	-	-	-	-
	Quinmerac	µg/l					-	-	-	-	-	-	-	-	-	-	-	-	-	-
	Quizalofop	µg/l					-	-	-	-	-	-	-	-	-	-	-	-	-	-
	Rimsulfuron	µg/l					-	-	-	-	-	-	-	-	-	-	-	-	-	-
	Sebuthylazine	µg/l					-	-	-	-	-	-	-	-	-	-	-	-	-	-
	Simazine-2-hydroxy	µg/l					-	-	-	-	-	-	-	-	-	-	-	-	-	-
	Sodium Acifluorfen	µg/L					-	-	-	-	-	-	-	-	-	-	-	-	-	-
	Sulfosulfuron	µg/l					-	-	-	-	-	-	-	-	-	-	-	-	-	-
	Tecnazene	µg/L	0.01		1[#4]	1[#4]	-	-	-	-	-	-	-	-	-	-	-	-	-	-
	Teflubenzuron	µg/l					-	-	-	-	-	-	-	-	-	-	-	-	-	-
	Terbuthylazine-desethyl	µg/l					-	-	-	-	-	-	-	-	-	-	-	-	-	-
	Terbuthylazine-desethyl-2-hydroxy	µg/l					-	-	-	-	-	-	-	-	-	-	-	-	-	-

						Location	BH05005	BH05005	BH05005	BH05007	BH05007	BH05007	BH05007	BH05007	BH05007	BH05007	BH05007	BH05007	BH05007	BH05007
						Sampled_Date_Time	14/05/2020	11/06/2020	04/08/2020	15/11/2019	14/01/2020	28/02/2020	20/03/2020	20/03/2020	22/04/2020	22/04/2020	14/05/2020	10/06/2020	04/08/2020	03/11/2020
						Sample_Depth_Avg	3	3.5	1.63	2.47	2.18	34.5	34.5	34.5	30	30	34	33	2.44	2.46
						Project_ID	LTC - Phase 2 LTM	LTC - Phase 2 LTM	LTC - Phase 2 LTM	LTC - Phase 2	LTC - Phase 2	LTC - Phase 2 LTM	LTC - Phase 2 LTM	LTC - Phase 2 LTM	LTC - Phase 2 LTM	LTC - Phase 2 LTM	LTC - Phase 2	LTC - Phase 2 LTM	LTC - Phase 2 LTM	LTC - Phase 2 LTM
				UK Drinking Water Standards	UK Estuaries and coastal waters EQS	UK Freshwater EQS														
Chem_Group	**Analyte**	**Units**	**MDL**																	
	Terbuthylazine-hydroxy	µg/l					-	-	-	-	-	-	-	-	-	-	-	-	-	-
	Thiabendazole	µg/L			5[#4]	5[#4]	-	-	-	-	-	-	-	-	-	-	-	-	-	-
	Thiamethoxam	µg/L					-	-	-	-	-	-	-	-	-	-	-	-	-	-
	Tribenuron-methyl	µg/L					-	-	-	-	-	-	-	-	-	-	-	-	-	-
	Trietazine	µg/L	0.01				-	-	-	-	-	-	-	-	-	-	-	-	-	-
	Trifloxysulfuron-sodium	µg/l					-	-	-	-	-	-	-	-	-	-	-	-	-	-
	Triflusulfuron-methyl	µg/l					-	-	-	-	-	-	-	-	-	-	-	-	-	-
	Triforine	µg/l					-	-	-	-	-	-	-	-	-	-	-	-	-	-
	Triticonazole	µg/l					-	-	-	-	-	-	-	-	-	-	-	-	-	-
	Desmetryn	mg/L					-	-	-	-	-	-	-	-	-	-	-	-	-	-
	Simetryn	mg/L					-	-	-	-	-	-	-	-	-	-	-	-	-	-
	Clothianidin	µg/L					-	-	-	-	-	-	-	-	-	-	-	-	-	-
	Cymoxanil	µg/L					-	-	-	-	-	-	-	-	-	-	-	-	-	-
	Fluazifop-butyl	µg/L					-	-	-	-	-	-	-	-	-	-	-	-	-	-
	Imazamethabenz-methyl	µg/L					-	-	-	-	-	-	-	-	-	-	-	-	-	-
	Mesosulfuron-methyl	µg/L					-	-	-	-	-	-	-	-	-	-	-	-	-	-
	Metamitron	µg/L					-	-	-	-	-	-	-	-	-	-	-	-	-	-
	Metobromuron	µg/L					-	-	-	-	-	-	-	-	-	-	-	-	-	-
	Monuron	µg/L					-	-	-	-	-	-	-	-	-	-	-	-	-	-
	Secbumeton	µg/L					-	-	-	-	-	-	-	-	-	-	-	-	-	-
	Spiroxamine	µg/L					-	-	-	-	-	-	-	-	-	-	-	-	-	-
	Clomazon	µg/L					-	-	-	-	-	-	-	-	-	-	-	-	-	-
	Metazachlor	µg/L	0.01				-	-	-	-	-	-	-	-	-	-	-	-	-	-
	Methabenzthiazuran	µg/L					-	-	-	-	-	-	-	-	-	-	-	-	-	-
	Iprovalicarb	µg/L					-	-	-	-	-	-	-	-	-	-	-	-	-	-
	Chloroxuron	µg/L					-	-	-	-	-	-	-	-	-	-	-	-	-	-
	Neburon	µg/L					-	-	-	-	-	-	-	-	-	-	-	-	-	-

						Location	BH05005	BH05005	BH05005	BH05007	BH05007	BH05007	BH05007	BH05007	BH05007	BH05007	BH05007	BH05007	BH05007	BH05007
						Sampled_Date_Time	14/05/2020	11/06/2020	04/08/2020	15/11/2019	14/01/2020	28/02/2020	20/03/2020	20/03/2020	22/04/2020	22/04/2020	14/05/2020	10/06/2020	04/08/2020	03/11/2020
						Sample_Depth_Avg	3	3.5	1.63	2.47	2.18	34.5	34.5	34.5	30	30	34	33	2.44	2.46
						Project_ID	LTC - Phase 2 LTM	LTC - Phase 2 LTM	LTC - Phase 2 LTM	LTC - Phase 2	LTC - Phase 2	LTC - Phase 2 LTM	LTC - Phase 2 LTM	LTC - Phase 2 LTM	LTC - Phase 2 LTM	LTC - Phase 2 LTM	LTC - Phase 2	LTC - Phase 2 LTM	LTC - Phase 2 LTM	LTC - Phase 2 LTM
				UK Drinking Water Standards	UK Estuaries and coastal waters EQS	UK Freshwater EQS														
Chem_Group	**Analyte**	**Units**	**MDL**																	
	Metribuzin	µg/L					-	-	-	-	-	-	-	-	-	-	-	-	-	-
	2,3,6-Trichlorobenzoic Acid (Tba)	µg/L					-	-	-	-	-	-	-	-	-	-	-	-	-	-
	2,4,5-Trichlorophenoxy Acetic Acid	µg/L					-	-	-	-	-	-	-	-	-	-	-	-	-	-
	2,4,5-TP (Silvex)	µg/L					-	-	-	-	-	-	-	-	-	-	-	-	-	-
	Pyrimethanil	µg/L					-	-	-	-	-	-	-	-	-	-	-	-	-	-
	Hedonal	µg/L			0.3[#2]	0.3[#2]	-	-	-	-	-	-	-	-	-	-	-	-	-	-
	2,4-DDT	µg/L	0.01		0.00625[#42]	0.00625[#42]	-	-	-	-	-	-	-	-	-	-	-	-	-	-
	Propachlor	µg/L	0.01				-	-	-	-	-	-	-	-	-	-	-	-	-	-
	Propamocarb	µg/L					-	-	-	-	-	-	-	-	-	-	-	-	-	-
	2,4-Dichlorprop	µg/L					-	-	-	-	-	-	-	-	-	-	-	-	-	-
	3-Hydroxy Carbofuran	µg/L					-	-	-	-	-	-	-	-	-	-	-	-	-	-
	4-(2,4-Dichlorophenoxy)butyric Acid (2,4-DB)	µg/L					-	-	-	-	-	-	-	-	-	-	-	-	-	-
	4,4-DDE	µg/L	0.01		0.00625[#42]	0.00625[#42]	-	-	-	-	-	-	-	-	-	-	-	-	-	-
	4-Bromo-3,5-dimethylphenyl-N-methylcarbamate	µg/L					-	-	-	-	-	-	-	-	-	-	-	-	-	-
	a-BHC	µg/L	0.01				-	-	-	-	-	-	-	-	-	-	-	-	-	-
	Acetochlor	µg/L					-	-	-	-	-	-	-	-	-	-	-	-	-	-
	Aldicarb	µg/L					-	-	-	-	-	-	-	-	-	-	-	-	-	-
	Aldicarb sulfone	µg/L					-	-	-	-	-	-	-	-	-	-	-	-	-	-
	Aldrin	µg/L	0.01	0.03[#1]	0.00125[#43]	0.0025[#44]	-	-	-	-	-	-	-	-	-	-	-	-	-	-
	Ametryn	µg/L					-	-	-	-	-	-	-	-	-	-	-	-	-	-
	Amidosulfuron	µg/L					-	-	-	-	-	-	-	-	-	-	-	-	-	-
	Acetamiprid	µg/L					-	-	-	-	-	-	-	-	-	-	-	-	-	-
	Aclonifen	µg/L					-	-	-	-	-	-	-	-	-	-	-	-	-	-
	Actril (Ioxynil)	µg/L			10[#4]	10[#4]	-	-	-	-	-	-	-	-	-	-	-	-	-	-
	Atraton	µg/L					-	-	-	-	-	-	-	-	-	-	-	-	-	-
	Atrazine	µg/L	0.01		0.6[#2]	0.6[#2]	-	-	-	-	-	-	-	-	-	-	-	-	-	-
	Azinophos methyl	µg/L	0.02		0.01[#8]	0.01[#8]	-	-	-	-	-	-	-	-	-	-	-	-	-	-

						Location	BH05005	BH05005	BH05005	BH05007	BH05007	BH05007	BH05007	BH05007	BH05007	BH05007	BH05007	BH05007	BH05007	BH05007
						Sampled_Date_Time	14/05/2020	11/06/2020	04/08/2020	15/11/2019	14/01/2020	28/02/2020	20/03/2020	20/03/2020	22/04/2020	22/04/2020	14/05/2020	10/06/2020	04/08/2020	03/11/2020
						Sample_Depth_Avg	3	3.5	1.63	2.47	2.18	34.5	34.5	34.5	30	30	34	33	2.44	2.46
						Project_ID	LTC - Phase 2 LTM	LTC - Phase 2 LTM	LTC - Phase 2 LTM	LTC - Phase 2	LTC - Phase 2	LTC - Phase 2 LTM	LTC - Phase 2 LTM	LTC - Phase 2 LTM	LTC - Phase 2 LTM	LTC - Phase 2 LTM	LTC - Phase 2	LTC - Phase 2 LTM	LTC - Phase 2 LTM	LTC - Phase 2 LTM
				UK Drinking Water Standards	UK Estuaries and coastal waters EQS	UK Freshwater EQS														
Chem_Group	**Analyte**	**Units**	**MDL**																	
	Baygon	µg/L					-	-	-	-	-	-	-	-	-	-	-	-	-	-
	b-BHC	µg/L	0.01				-	-	-	-	-	-	-	-	-	-	-	-	-	-
	Benazolin	µg/L					-	-	-	-	-	-	-	-	-	-	-	-	-	-
	Bendiocarb	µg/L					-	-	-	-	-	-	-	-	-	-	-	-	-	-
	Bentazone	µg/L			500[#4]	500[#4]	-	-	-	-	-	-	-	-	-	-	-	-	-	-
	Bidrin	µg/L					-	-	-	-	-	-	-	-	-	-	-	-	-	-
	Bromacil	µg/L					-	-	-	-	-	-	-	-	-	-	-	-	-	-
	Bromazil	µg/L					-	-	-	-	-	-	-	-	-	-	-	-	-	-
	Bromophos-ethyl	µg/L					-	-	-	-	-	-	-	-	-	-	-	-	-	-
	Bromoxynil	µg/L			100[#4]	100[#4]	-	-	-	-	-	-	-	-	-	-	-	-	-	-
	Carbaryl	µg/L					-	-	-	-	-	-	-	-	-	-	-	-	-	-
	Carbendazim	µg/L				0.15[#4]	-	-	-	-	-	-	-	-	-	-	-	-	-	-
	Carbetamide	µg/L					-	-	-	-	-	-	-	-	-	-	-	-	-	-
	Carbofuran	µg/L					-	-	-	-	-	-	-	-	-	-	-	-	-	-
	Carbophenothion	µg/L	0.01				-	-	-	-	-	-	-	-	-	-	-	-	-	-
	Carboxin	µg/L					-	-	-	-	-	-	-	-	-	-	-	-	-	-
	Chlorbromuron	µg/L					-	-	-	-	-	-	-	-	-	-	-	-	-	-
	Chlordane (cis)	µg/L	0.01				-	-	-	-	-	-	-	-	-	-	-	-	-	-
	Azinphos Ethyl	µg/L	0.02				-	-	-	-	-	-	-	-	-	-	-	-	-	-
	Chlordane (trans)	µg/L	0.01				-	-	-	-	-	-	-	-	-	-	-	-	-	-
	Chlorfenvinphos	µg/L	0.01		0.1[#2]	0.1[#2]	-	-	-	-	-	-	-	-	-	-	-	-	-	-
	Chloridazon	µg/L					-	-	-	-	-	-	-	-	-	-	-	-	-	-
	Chlorotoluron	µg/L			2[#4]	2[#4]	-	-	-	-	-	-	-	-	-	-	-	-	-	-
	Chlorpyrifos	µg/L	0.01		0.03[#2]		-	-	-	-	-	-	-	-	-	-	-	-	-	-
	Chlorpyrifos-methyl	µg/L	0.01				-	-	-	-	-	-	-	-	-	-	-	-	-	-
	Chlorsulfuron	µg/L					-	-	-	-	-	-	-	-	-	-	-	-	-	-
	Clopyralid	µg/L					-	-	-	-	-	-	-	-	-	-	-	-	-	-

						Location	BH05005	BH05005	BH05005	BH05007	BH05007	BH05007	BH05007	BH05007	BH05007	BH05007	BH05007	BH05007	BH05007	BH05007
						Sampled_Date_Time	14/05/2020	11/06/2020	04/08/2020	15/11/2019	14/01/2020	28/02/2020	20/03/2020	20/03/2020	22/04/2020	22/04/2020	14/05/2020	10/06/2020	04/08/2020	03/11/2020
						Sample_Depth_Avg	3	3.5	1.63	2.47	2.18	34.5	34.5	34.5	30	30	34	33	2.44	2.46
						Project_ID	LTC - Phase 2 LTM	LTC - Phase 2 LTM	LTC - Phase 2 LTM	LTC - Phase 2	LTC - Phase 2	LTC - Phase 2 LTM	LTC - Phase 2 LTM	LTC - Phase 2 LTM	LTC - Phase 2 LTM	LTC - Phase 2 LTM	LTC - Phase 2	LTC - Phase 2 LTM	LTC - Phase 2 LTM	LTC - Phase 2 LTM
				UK Drinking Water Standards	UK Estuaries and coastal waters EQS	UK Freshwater EQS														
Chem_Group	**Analyte**	**Units**	**MDL**																	
	Coumaphos	µg/L	0.01		0.03[#4]	0.03[#4]	-	-	-	-	-	-	-	-	-	-	-	-	-	-
	Cyanazine	µg/L	0.01				-	-	-	-	-	-	-	-	-	-	-	-	-	-
	Cyproconazole	µg/L					-	-	-	-	-	-	-	-	-	-	-	-	-	-
	Cyromazine	µg/L					-	-	-	-	-	-	-	-	-	-	-	-	-	-
	d-BHC	µg/L	0.01				-	-	-	-	-	-	-	-	-	-	-	-	-	-
	DDD	µg/L	0.01		0.00625[#42]	0.00625[#42]	-	-	-	-	-	-	-	-	-	-	-	-	-	-
	DDT	µg/L	0.01		0.01[#45]	0.01[#45]	-	-	-	-	-	-	-	-	-	-	-	-	-	-
	Deisopropylatrazine	µg/L					-	-	-	-	-	-	-	-	-	-	-	-	-	-
	Chlorothalonil	µg/L	0.01			0.035[#2]	-	-	-	-	-	-	-	-	-	-	-	-	-	-
	Deethylatrazine	µg/L					-	-	-	-	-	-	-	-	-	-	-	-	-	-
	Demeton-S-methyl	µg/L	0.01				-	-	-	-	-	-	-	-	-	-	-	-	-	-
	Diazinon	µg/L	0.01		0.01[#2]	0.01[#2]	-	-	-	-	-	-	-	-	-	-	-	-	-	-
	Dicamba	µg/L					-	-	-	-	-	-	-	-	-	-	-	-	-	-
	Dichlobenil	µg/L	0.01				-	-	-	-	-	-	-	-	-	-	-	-	-	-
	Dichlorvos	µg/L	0.01		0.04[#4]	0.001[#4]	-	-	-	-	-	-	-	-	-	-	-	-	-	-
	Diclofop	µg/L					-	-	-	-	-	-	-	-	-	-	-	-	-	-
	Dieldrin	µg/L	0.01	0.03[#1]	0.00125[#43]	0.0025[#44]	-	-	-	-	-	-	-	-	-	-	-	-	-	-
	Difenoconazole	µg/L					-	-	-	-	-	-	-	-	-	-	-	-	-	-
	Difenoxuron	µg/L					-	-	-	-	-	-	-	-	-	-	-	-	-	-
	Diflubenzuron	µg/L			0.005[#4]	0.001[#4]	-	-	-	-	-	-	-	-	-	-	-	-	-	-
	Diflufenican	µg/L					-	-	-	-	-	-	-	-	-	-	-	-	-	-
	Dimethoate	µg/L	0.01		0.48[#2]	0.48[#2]	-	-	-	-	-	-	-	-	-	-	-	-	-	-
	Dinoseb	µg/L					-	-	-	-	-	-	-	-	-	-	-	-	-	-
	Disulfoton	µg/L	0.01				-	-	-	-	-	-	-	-	-	-	-	-	-	-
	Diuron	µg/L			0.2[#2]	0.2[#2]	-	-	-	-	-	-	-	-	-	-	-	-	-	-
	Endosulfan I	µg/L	0.01				-	-	-	-	-	-	-	-	-	-	-	-	-	-
	Endosulfan II	µg/L	0.02				-	-	-	-	-	-	-	-	-	-	-	-	-	-

						Location	BH05005	BH05005	BH05005	BH05007	BH05007	BH05007	BH05007	BH05007	BH05007	BH05007	BH05007	BH05007	BH05007	BH05007
						Sampled_Date_Time	14/05/2020	11/06/2020	04/08/2020	15/11/2019	14/01/2020	28/02/2020	20/03/2020	20/03/2020	22/04/2020	22/04/2020	14/05/2020	10/06/2020	04/08/2020	03/11/2020
						Sample_Depth_Avg	3	3.5	1.63	2.47	2.18	34.5	34.5	34.5	30	30	34	33	2.44	2.46
						Project_ID	LTC - Phase 2 LTM	LTC - Phase 2 LTM	LTC - Phase 2 LTM	LTC - Phase 2	LTC - Phase 2	LTC - Phase 2 LTM	LTC - Phase 2 LTM	LTC - Phase 2 LTM	LTC - Phase 2 LTM	LTC - Phase 2 LTM	LTC - Phase 2	LTC - Phase 2 LTM	LTC - Phase 2 LTM	LTC - Phase 2 LTM
				UK Drinking Water Standards	UK Estuaries and coastal waters EQS	UK Freshwater EQS														
Chem_Group	**Analyte**	**Units**	**MDL**																	
	Endosulfan sulphate	µg/L	0.02				-	-	-	-	-	-	-	-	-	-	-	-	-	-
	Endrin	µg/L	0.01		0.00125[#43]	0.0025[#44]	-	-	-	-	-	-	-	-	-	-	-	-	-	-
	s-Ethyl dipropylthiocarbamate	µg/L					-	-	-	-	-	-	-	-	-	-	-	-	-	-
	Ethiofencarb	µg/L					-	-	-	-	-	-	-	-	-	-	-	-	-	-
	Ethion	µg/L	0.01				-	-	-	-	-	-	-	-	-	-	-	-	-	-
	Ethoprop	µg/L					-	-	-	-	-	-	-	-	-	-	-	-	-	-
	Ethofumesate	µg/L					-	-	-	-	-	-	-	-	-	-	-	-	-	-
	Etridiazole	µg/L	0.01				-	-	-	-	-	-	-	-	-	-	-	-	-	-
	Fenamiphos	µg/L					-	-	-	-	-	-	-	-	-	-	-	-	-	-
	Fenarimol	µg/L					-	-	-	-	-	-	-	-	-	-	-	-	-	-
	Fenitrothion	µg/L	0.01		0.01[#4]	0.01[#4]	-	-	-	-	-	-	-	-	-	-	-	-	-	-
	Fensulfothion	µg/L					-	-	-	-	-	-	-	-	-	-	-	-	-	-
	Fenhexamid	µg/L					-	-	-	-	-	-	-	-	-	-	-	-	-	-
	Fenoxycarb	µg/L					-	-	-	-	-	-	-	-	-	-	-	-	-	-
	Fenthion	µg/L	0.01				-	-	-	-	-	-	-	-	-	-	-	-	-	-
	Fenpropimorf	µg/L					-	-	-	-	-	-	-	-	-	-	-	-	-	-
	Fluroxypyr	µg/L					-	-	-	-	-	-	-	-	-	-	-	-	-	-
	Flutolanil	µg/L					-	-	-	-	-	-	-	-	-	-	-	-	-	-
	Fonofos	µg/L					-	-	-	-	-	-	-	-	-	-	-	-	-	-
	EPTC	µg/L								-	-									
	g-BHC (Lindane)	µg/L	0.01				-	-	-	-	-	-	-	-	-	-	-	-	-	-
	Haloxyfop-methyl	µg/L					-	-	-	-	-	-	-	-	-	-	-	-	-	-
	Thifensulfuron	µg/L					-	-	-	-	-	-	-	-	-	-	-	-	-	-
	Heptachlor	µg/L	0.01	0.03[#1]			-	-	-	-	-	-	-	-	-	-	-	-	-	-
	Hexaconazole	µg/L					-	-	-	-	-	-	-	-	-	-	-	-	-	-
	Hexazinone	µg/L					-	-	-	-	-	-	-	-	-	-	-	-	-	-
	Hydroxyatrazine	µg/L					-	-	-	-	-	-	-	-	-	-	-	-	-	-

						Location	BH05005	BH05005	BH05005	BH05007	BH05007	BH05007	BH05007	BH05007	BH05007	BH05007	BH05007	BH05007	BH05007	BH05007
						Sampled_Date_Time	14/05/2020	11/06/2020	04/08/2020	15/11/2019	14/01/2020	28/02/2020	20/03/2020	20/03/2020	22/04/2020	22/04/2020	14/05/2020	10/06/2020	04/08/2020	03/11/2020
						Sample_Depth_Avg	3	3.5	1.63	2.47	2.18	34.5	34.5	34.5	30	30	34	33	2.44	2.46
						Project_ID	LTC - Phase 2 LTM	LTC - Phase 2 LTM	LTC - Phase 2 LTM	LTC - Phase 2	LTC - Phase 2	LTC - Phase 2 LTM	LTC - Phase 2 LTM	LTC - Phase 2 LTM	LTC - Phase 2 LTM	LTC - Phase 2 LTM	LTC - Phase 2	LTC - Phase 2 LTM	LTC - Phase 2 LTM	LTC - Phase 2 LTM
				UK Drinking Water Standards	UK Estuaries and coastal waters EQS	UK Freshwater EQS														
Chem_Group	**Analyte**	**Units**	**MDL**																	
	Iprodione	µg/L					-	-	-	-	-	-	-	-	-	-	-	-	-	-
	Isodrin	µg/L	0.01		0.00125[#43]	0.0025[#44]	-	-	-	-	-	-	-	-	-	-	-	-	-	-
	Isoproturon	µg/L			0.3[#2]	0.3[#2]	-	-	-	-	-	-	-	-	-	-	-	-	-	-
	Linuron	µg/L			0.5[#2]	0.5[#2]	-	-	-	-	-	-	-	-	-	-	-	-	-	-
	Malathion	µg/L	0.01		0.02[#4]	0.01[#4]	-	-	-	-	-	-	-	-	-	-	-	-	-	-
	2-Methyl-4-chlorophenoxyacetic acid	µg/L					-	-	-	-	-	-	-	-	-	-	-	-	-	-
	2-Methyl-4-Chlorophenoxy Butanoic Acid	µg/L					-	-	-	-	-	-	-	-	-	-	-	-	-	-
	Mecoprop	µg/L			18[#2]	18[#2]	-	-	-	-	-	-	-	-	-	-	-	-	-	-
	Mefenpyr-diethyl	µg/L					-	-	-	-	-	-	-	-	-	-	-	-	-	-
	Metachlor	µg/L	0.01		0.3[#2]	0.3[#2]	-	-	-	-	-	-	-	-	-	-	-	-	-	-
	Metalaxyl	µg/L					-	-	-	-	-	-	-	-	-	-	-	-	-	-
	Methamidophos	µg/L					-	-	-	-	-	-	-	-	-	-	-	-	-	-
	Methidathion	µg/L					-	-	-	-	-	-	-	-	-	-	-	-	-	-
	Methiocarb	µg/L				0.01[#4]	-	-	-	-	-	-	-	-	-	-	-	-	-	-
	Methomyl	µg/L					-	-	-	-	-	-	-	-	-	-	-	-	-	-
	Methoxychlor	µg/L	0.01				-	-	-	-	-	-	-	-	-	-	-	-	-	-
	Methoxyfenozide	µg/L					-	-	-	-	-	-	-	-	-	-	-	-	-	-
	Methyl parathion	µg/L	0.01				-	-	-	-	-	-	-	-	-	-	-	-	-	-
	Metolachlor	µg/L					-	-	-	-	-	-	-	-	-	-	-	-	-	-
	Metoxuron	µg/L					-	-	-	-	-	-	-	-	-	-	-	-	-	-
	Metsulfuron Methyl	µg/L					-	-	-	-	-	-	-	-	-	-	-	-	-	-
	Mevinphos (Phosdrin)	µg/L	0.01			0.02(MAC)[#46]	-	-	-	-	-	-	-	-	-	-	-	-	-	-
	Molinate	µg/L					-	-	-	-	-	-	-	-	-	-	-	-	-	-
	Monlinuran	µg/L					-	-	-	-	-	-	-	-	-	-	-	-	-	-
	Monocrotophos	µg/L					-	-	-	-	-	-	-	-	-	-	-	-	-	-
	Napropamide	µg/L					-	-	-	-	-	-	-	-	-	-	-	-	-	-
	Flusilazole (NuStar)	µg/L					-	-	-	-	-	-	-	-	-	-	-	-	-	-

						Location	BH05005	BH05005	BH05005	BH05007	BH05007	BH05007	BH05007	BH05007	BH05007	BH05007	BH05007	BH05007	BH05007	BH05007
						Sampled_Date_Time	14/05/2020	11/06/2020	04/08/2020	15/11/2019	14/01/2020	28/02/2020	20/03/2020	20/03/2020	22/04/2020	22/04/2020	14/05/2020	10/06/2020	04/08/2020	03/11/2020
						Sample_Depth_Avg	3	3.5	1.63	2.47	2.18	34.5	34.5	34.5	30	30	34	33	2.44	2.46
						Project_ID	LTC - Phase 2 LTM	LTC - Phase 2 LTM	LTC - Phase 2 LTM	LTC - Phase 2	LTC - Phase 2	LTC - Phase 2 LTM	LTC - Phase 2 LTM	LTC - Phase 2 LTM	LTC - Phase 2 LTM	LTC - Phase 2 LTM	LTC - Phase 2	LTC - Phase 2 LTM	LTC - Phase 2 LTM	LTC - Phase 2 LTM
				UK Drinking Water Standards	UK Estuaries and coastal waters EQS	UK Freshwater EQS														
Chem_Group	**Analyte**	**Units**	**MDL**																	
	o,p-DDD	µg/L	0.01				-	-	-	-	-	-	-	-	-	-	-	-	-	-
	o,p'-DDE	µg/L	0.01				-	-	-	-	-	-	-	-	-	-	-	-	-	-
	o,p-Methoxychlor	µg/L	0.01				-	-	-	-	-	-	-	-	-	-	-	-	-	-
	Omethoate	µg/L	0.01			0.01[#4]	-	-	-	-	-	-	-	-	-	-	-	-	-	-
	Oxamyl	µg/L					-	-	-	-	-	-	-	-	-	-	-	-	-	-
	Paclobutrazol	µg/L					-	-	-	-	-	-	-	-	-	-	-	-	-	-
	Methyl Paraoxon	µg/L					-	-	-	-	-	-	-	-	-	-	-	-	-	-
	Parathion	µg/L	0.01				-	-	-	-	-	-	-	-	-	-	-	-	-	-
	Pendimethalin	µg/L	0.01			0.3[#2]	-	-	-	-	-	-	-	-	-	-	-	-	-	-
	Imidacloprid	µg/L					-	-	-	-	-	-	-	-	-	-	-	-	-	-
	Permethrin	µg/L	0.01		0.0002[#4]	0.001[#4]	-	-	-	-	-	-	-	-	-	-	-	-	-	-
	Permethrin II	µg/L	0.01				-	-	-	-	-	-	-	-	-	-	-	-	-	-
	Phorate	µg/L	0.01				-	-	-	-	-	-	-	-	-	-	-	-	-	-
	Phosmet	µg/L					-	-	-	-	-	-	-	-	-	-	-	-	-	-
	Lenacil	µg/L					-	-	-	-	-	-	-	-	-	-	-	-	-	-
	Picloram	µg/L					-	-	-	-	-	-	-	-	-	-	-	-	-	-
	Picoxystrobin	µg/L					-	-	-	-	-	-	-	-	-	-	-	-	-	-
	Pirimicarb	µg/L			1[#4]	1[#4]	-	-	-	-	-	-	-	-	-	-	-	-	-	-
	Pirimiphos-methyl	µg/L	0.01		0.015[#4]	0.015[#4]	-	-	-	-	-	-	-	-	-	-	-	-	-	-
	Pirimphos-ethyl	µg/L					-	-	-	-	-	-	-	-	-	-	-	-	-	-
	Prochloraz	µg/L			4[#4]	4[#4]	-	-	-	-	-	-	-	-	-	-	-	-	-	-
	Profenofos	µg/L					-	-	-	-	-	-	-	-	-	-	-	-	-	-
	Promecarb	µg/L					-	-	-	-	-	-	-	-	-	-	-	-	-	-
	Prometon	µg/L					-	-	-	-	-	-	-	-	-	-	-	-	-	-
	Prometryn	µg/L	0.01				-	-	-	-	-	-	-	-	-	-	-	-	-	-
	Pronamide	µg/L	0.01		100[#4]	100[#4]	-	-	-	-	-	-	-	-	-	-	-	-	-	-
	Propanil	µg/L					-	-	-	-	-	-	-	-	-	-	-	-	-	-

						Location	BH05005	BH05005	BH05005	BH05007	BH05007	BH05007	BH05007	BH05007	BH05007	BH05007	BH05007	BH05007	BH05007	BH05007
						Sampled_Date_Time	14/05/2020	11/06/2020	04/08/2020	15/11/2019	14/01/2020	28/02/2020	20/03/2020	20/03/2020	22/04/2020	22/04/2020	14/05/2020	10/06/2020	04/08/2020	03/11/2020
						Sample_Depth_Avg	3	3.5	1.63	2.47	2.18	34.5	34.5	34.5	30	30	34	33	2.44	2.46
						Project_ID	LTC - Phase 2 LTM	LTC - Phase 2 LTM	LTC - Phase 2 LTM	LTC - Phase 2	LTC - Phase 2	LTC - Phase 2 LTM	LTC - Phase 2 LTM	LTC - Phase 2 LTM	LTC - Phase 2 LTM	LTC - Phase 2 LTM	LTC - Phase 2	LTC - Phase 2 LTM	LTC - Phase 2 LTM	LTC - Phase 2 LTM
				UK Drinking Water Standards	UK Estuaries and coastal waters EQS	UK Freshwater EQS														
Chem_Group	**Analyte**	**Units**	**MDL**																	
	Propazine	µg/L	0.01				-	-	-	-	-	-	-	-	-	-	-	-	-	-
	Propham	µg/L					-	-	-	-	-	-	-	-	-	-	-	-	-	-
	Propiconazole	µg/L					-	-	-	-	-	-	-	-	-	-	-	-	-	-
	Propoxycarbazone-sodium	µg/L					-	-	-	-	-	-	-	-	-	-	-	-	-	-
	Pursuit	µg/L					-	-	-	-	-	-	-	-	-	-	-	-	-	-
	Pyriproxyfen	µg/L					-	-	-	-	-	-	-	-	-	-	-	-	-	-
	Quinclorac	µg/L					-	-	-	-	-	-	-	-	-	-	-	-	-	-
	Quinoxyfen	µg/L					-	-	-	-	-	-	-	-	-	-	-	-	-	-
	Savey	µg/L					-	-	-	-	-	-	-	-	-	-	-	-	-	-
	Sethoxydim	µg/L					-	-	-	-	-	-	-	-	-	-	-	-	-	-
	Simazine	µg/L	0.01		1[#2]	1[#2]	-	-	-	-	-	-	-	-	-	-	-	-	-	-
	Tebuthiuron	µg/L					-	-	-	-	-	-	-	-	-	-	-	-	-	-
	Terbutryn	µg/L	0.01				-	-	-	-	-	-	-	-	-	-	-	-	-	-
	Terbuthylazine	µg/L					-	-	-	-	-	-	-	-	-	-	-	-	-	-
	Terbutylazine	µg/L								-	-									
	Phosalone	µg/L	0.01				-	-	-	-	-	-	-	-	-	-	-	-	-	-
	Phosphamidon	µg/L	0.01				-	-	-	-	-	-	-	-	-	-	-	-	-	-
	Thiobencarb	µg/L					-	-	-	-	-	-	-	-	-	-	-	-	-	-
	Thiophanate-methyl	µg/L					-	-	-	-	-	-	-	-	-	-	-	-	-	-
	Triadimefon	µg/L	0.01				-	-	-	-	-	-	-	-	-	-	-	-	-	-
	Triadimenol	µg/L					-	-	-	-	-	-	-	-	-	-	-	-	-	-
	Triallate	µg/L	0.01		0.25[#4]	0.25[#4]	-	-	-	-	-	-	-	-	-	-	-	-	-	-
	Triasulfuron	µg/L					-	-	-	-	-	-	-	-	-	-	-	-	-	-
	Tributyl phosphate	µg/L	0.01		50[#4]	50[#4]	-	-	-	-	-	-	-	-	-	-	-	-	-	-
	Triclopyr	µg/L					-	-	-	-	-	-	-	-	-	-	-	-	-	-
	Triclosan	µg/L					-	-	-	-	-	-	-	-	-	-	-	-	-	-
	Trifluralin	µg/L	0.01		0.03[#2]	0.03[#2]	-	-	-	-	-	-	-	-	-	-	-	-	-	-

						Location	BH05005	BH05005	BH05005	BH05007	BH05007	BH05007	BH05007	BH05007	BH05007	BH05007	BH05007	BH05007	BH05007	BH05007
						Sampled_Date_Time	14/05/2020	11/06/2020	04/08/2020	15/11/2019	14/01/2020	28/02/2020	20/03/2020	20/03/2020	22/04/2020	22/04/2020	14/05/2020	10/06/2020	04/08/2020	03/11/2020
						Sample_Depth_Avg	3	3.5	1.63	2.47	2.18	34.5	34.5	34.5	30	30	34	33	2.44	2.46
						Project_ID	LTC - Phase 2 LTM	LTC - Phase 2 LTM	LTC - Phase 2 LTM	LTC - Phase 2	LTC - Phase 2	LTC - Phase 2 LTM	LTC - Phase 2 LTM	LTC - Phase 2 LTM	LTC - Phase 2 LTM	LTC - Phase 2 LTM	LTC - Phase 2	LTC - Phase 2 LTM	LTC - Phase 2 LTM	LTC - Phase 2 LTM
				UK Drinking Water Standards	UK Estuaries and coastal waters EQS	UK Freshwater EQS														
Chem_Group	**Analyte**	**Units**	**MDL**																	
	Tebuconazole	µg/L					-	-	-	-	-	-	-	-	-	-	-	-	-	-
	Telodrin	µg/L	0.01				-	-	-	-	-	-	-	-	-	-	-	-	-	-
	Triazophos	µg/L	0.01		0.005[#4]	0.005[#4]	-	-	-	-	-	-	-	-	-	-	-	-	-	-
	Tricyclazole	µg/L					-	-	-	-	-	-	-	-	-	-	-	-	-	-
Surrogate	Surrogate Value	%					-	-	-	-	-	-	-	-	-	-	-	-	-	-
SVOC TIC	SVOC TICS - Detect	Detect					-	-	-	-	-	-	-	-	-	-	-	-	-	-
	SVOC Tentatively Identified Compounds	µg/L	10				-	-	-	-	-	-	-	-	-	-	-	-	-	-
VOC TIC	VOC TICs - Detect	Detect					-	-	-	-	-	-	-	-	-	-	-	-	-	-
	VOC Tentatively Identified Compounds	µg/l	10				-	-	-	-	-	-	-	-	-	-	-	-	-	-
Other	Biochemical Oxygen Demand (5-day test)	µg/L	1000				-	-	-	-	-	-	-	-	-	-	-	-	-	-
	Redox	mV					-	-	-	-	-	-	-	-	-	-	-	-	-	-
	Salinity (no units)	PSS-78								<2	<2									
	Conductivity @ 20oC	µS/cm	5				10,700	10,700	11,300	1760	1150	798	1050	1010	1110	1080	1180	1150	1040	1060
	Total Dissolved Solids (Filtered)	mg/L	10				7670	7750	8310	1170	784	575	748	748	771	773	820	859	765	-
	Biological Oxygen Demand	mg/L	1				<1	<1	<1	3.66	2.89	<1	2.71	2.03	<3	2.1	<1	<1	<1	-
	Chemical Oxygen Demand	mg/L	7				152	86.4	266	23.2	11.7	29.6	59	50.1	61.7	62.5	15.7	<7	11.6	-
	Dissolved Organic Carbon (Filtered)	µg/L	3000				26,700	29,700	24,400	3100	6590	8520	16,200	17,600	17,300	16,700	4760	5060	<3000	-
	pH (Lab)	pH_Units	1	6.5-9.5[#1]	6-8.5(MAC)[#46]	6-9(MAC)[#46]	7.28	7.15	7.09	8.06	7.78	7.6	7.64	7.67	7.52	7.4	7.42	7.4	7.28	-
	Total Organic Carbon	mg/l	3							-	-									

Environmental Standards Comments

						Location	BH05005	BH05005	BH05005	BH05007	BH05007	BH05007	BH05007	BH05007	BH05007	BH05007	BH05007	BH05007	BH05007	BH05007
						Sampled_Date_Time	14/05/2020	11/06/2020	04/08/2020	15/11/2019	14/01/2020	28/02/2020	20/03/2020	20/03/2020	22/04/2020	22/04/2020	14/05/2020	10/06/2020	04/08/2020	03/11/2020
						Sample_Depth_Avg	3	3.5	1.63	2.47	2.18	34.5	34.5	34.5	30	30	34	33	2.44	2.46
						Project_ID	LTC - Phase 2 LTM	LTC - Phase 2 LTM	LTC - Phase 2 LTM	LTC - Phase 2	LTC - Phase 2	LTC - Phase 2 LTM	LTC - Phase 2 LTM	LTC - Phase 2 LTM	LTC - Phase 2 LTM	LTC - Phase 2 LTM	LTC - Phase 2	LTC - Phase 2 LTM	LTC - Phase 2 LTM	LTC - Phase 2 LTM
Chem_Group	**Analyte**	**Units**	**MDL**	UK Drinking Water Standards	UK Estuaries and coastal waters EQS	UK Freshwater EQS														
#1:Water Supply (Water Quality) Regulations 2016.																				
#2:Water Framework Directive (Standards and Classification) Directions (England and Wales) 2015.																				

#3:Operational Targets and EQS. EA, April 2018
#4:Water Framework Directive (Standards & Classification) Directions (England & Wales) 2015. Dissolved fraction.
#5:Water Framework Directive (Standards & Classification) Directions (England & Wales) 2015. Dissolved fraction. Lowest criteria presented (<40mg/l of CaCO3). See 'further assessment' if criteria exceeded and hardness (CaCO3) data available.
#6:Water Framework Directive (Standards and Classification) Directions (England and Wales) 2015. Dissolved Fraction. If hexavalent chromium (CrVI) data is available, a value of 4.7µg/l may be appropriate for the remaining trivalent chromium (CrIII).
#7:Operational Targets and EQS. EA, April 2018. Dissolved fraction.
#8:Water Framework Directive (Standards and Classification) Directions (England and Wales) 2015. Dissolved Fraction. If DOC >1mg/l then a higher criteria applies [3.76+(2.677x((DOC/2)-0.5))]
#9:Water Framework Directive (Standards & Classification) Directions (England & Wales) 2015. Dissolved & bioavailable (bio) fraction plus background. M-BAT tool to assess: http://wfduk.org/resources/rivers-lakes-metal-bioavailability-assessment-tool-m-bat
#10:Water Framework Directive (Standards & Classification) Directions (England & Wales) 2015. Bioavailable (bio) fraction. M-BAT tool to assess: http://wfduk.org/resources/rivers-lakes-metal-bioavailability-assessment-tool-m-bat
#11:Water Framework Directive (Standards and Classification) Directions (England and Wales) 2015. Dissolved Fraction. MAC adopted in absence of AA value.
#12:Guidelines for Drinking-water Quality, 4th Edition. WHO, 2011. Informal value.
#13:Operational Targets and EQS. EA, April 2018.
#14:Operational Targets and EQS. EA, April 2018. Lowest criteria presented (<200mg/l CaCO3). See 'further assessment' values if criteria exceeded and hardness (CaCO3) data available.
#15:Guidelines for Drinking-water Quality, 4th Edition. WHO, 2011. Based on taste rather than a formal guideline.
#16:Operational Targets and EQS. EA, April 2018. Dissolved plus ambient background concentration. For saltwater, an Ambient Background Concentration of 1.1 µg/l has been used.
#17:Water Framework Directive (Standards and Classification) Directions (England and Wales) 2015. Indicator of 'good' status (90%ile) - Ammonia standard for lakes and rivers (total ammonia as nitrogen).
#18:Operational Targets and EQS. EA, April 2018. Dissolved fraction. Lowest criteria presented (<50 mg/l CaCO3). See 'further assessment' values if criteria exceeded and hardness (CaCO3) data available.
#19:Water Supply (Water Quality) Regulations 2016. As NO3.
#20:Water Supply (Water Quality) Regulations 2016. As NO2.

						Location	BH05005	BH05005	BH05005	BH05007	BH05007	BH05007	BH05007	BH05007	BH05007	BH05007	BH05007	BH05007	BH05007	BH05007
						Sampled_Date_Time	14/05/2020	11/06/2020	04/08/2020	15/11/2019	14/01/2020	28/02/2020	20/03/2020	20/03/2020	22/04/2020	22/04/2020	14/05/2020	10/06/2020	04/08/2020	03/11/2020
						Sample_Depth_Avg	3	3.5	1.63	2.47	2.18	34.5	34.5	34.5	30	30	34	33	2.44	2.46
						Project_ID	LTC - Phase 2 LTM	LTC - Phase 2 LTM	LTC - Phase 2 LTM	LTC - Phase 2	LTC - Phase 2	LTC - Phase 2 LTM	LTC - Phase 2 LTM	LTC - Phase 2 LTM	LTC - Phase 2 LTM	LTC - Phase 2 LTM	LTC - Phase 2	LTC - Phase 2 LTM	LTC - Phase 2 LTM	LTC - Phase 2 LTM
				UK Drinking Water Standards	UK Estuaries and coastal waters EQS	UK Freshwater EQS														
Chem_Group	**Analyte**	**Units**	**MDL**																	
#21:Water Supply	(Water Quality) Regulations 2016. As SO4.																			

#22:Water Supply (Water Quality) Regulations 2016. Value of 0.1µg/l for PAH split between four individual PAH. Requires summation of benzo(b)fluoranthene, benzo(k)fluoranthene, benzo(ghiperylene and indeno(123cd)pyrene to use 0.1µg/l value.
#23:Water Framework Directive (Standards and Classification) Directions (England and Wales) 2015. Benzo(a)pyrene can be considered as a marker for other PAH for comparison with the corresponding AA-EQS in water.
#24:No UK DWS for total petroleum hydrocarbons (TPH), or speciated TPH fractions. A value of 10 µg/l is adopted for sum TPH based on the rescinded Private Water Supply Regulations, 1991.
#25:No UK EQS for total petroleum hydrocarbons (TPH), or speciated TPH fractions. A value of 50 µg/l is adopted for sum TPH protection of surface water based on 50µg/l-1000µg/l (Surface Waters (Abstraction for Drinking Water) Regulations 1989).
#26:Guidelines for Drinking-water Quality, 4th Edition. WHO, 2011
#27:Proposed Environmental Quality Standard, in absence of legislative standard (Ayscough et al., 2002). https://assets.publishing.service.gov.uk/government/uploads/system/uploads/attachment_data/file/291223/sp2-115-tr4-e-e.pdf
#28:Guidelines for Drinking-water Quality, 4th Edition. WHO, 2011. Value of 500µg/l for sum xylenes split between isomers. Requires summation of m,p & o isomers to use 500µg/l value.
#29:Operational Targets and EQS. EA, April 2018. Value of 30µg/l for sum xylenes split between isomers. Requires summation of m,p & o isomers to use 30µg/l value.
#30:The taste and odour threshold of 15µg/l is commonly adopted as a guide.
#31:The taste and odour threshold of 15µg/l is commonly adopted as a guide. In situations where there is no risk to a drinking water supply or aquifer, a PNEC value of 2,600µg/l may be used.
#32:Water Framework Directive (Standards and Classification) Directions (England and Wales) 2015. Value of 140µg/l for tetrachloroethane split between 2 isomers. Requires summation of 2 isomers to use 140µg/l value.
#33:Guidelines for Drinking-water Quality, 4th Edition. WHO, 2011. In Scotland a value of 200µg/l is used (WAT-PS-10-01).
#34:US EPA Regional Screening Levels, May 2019. https://www.epa.gov/risk/regional-screening-levels-rsls-generic-tables
#35:Guidelines for Drinking-water Quality, 4th Edition. WHO, 2011. In Scotland a value of 7µg/l is used (WAT-PS-10-01).
#36:Water Supply (Water Quality) Regulations 2016. Value of 100µg/l for sum trihalomethanes split between individual compounds. Requires summation of chloroform, bromoform, chlorodibromomethane and bromodichloromethane to use 100µg/l value.
#37:Guidelines for Drinking-water Quality, 4th Edition. WHO, 2011. Value of 50µg/l for sum cis & trans-DCE split between isomers. Requires summation of cis & trans-DCE isomers to use 50µg/l value.
#38:Water Supply (Water Quality) Regulations 2016. Value of 10µg/l for sum of TCE & PCE split between individual compounds. Requires summation of TCE & PCE to use 10µg/l value.
#39:Water Framework Directive (Standards and Classification) Directions (England and Wales) 2015. Value of 0.4µg/l for sum isomers split between 3 isomers. Requires summation of isomers to use 0.4µg/l value.
#40:Water Framework Directive (Standards and Classification) Directions (England and Wales) 2015. Value of 20µg/l for sum isomers split between 3 isomers. Requires summation of isomers to use 20µg/l value.
#41:Position statement (WAT-PS-10-01), SEPA August 2014.
#42:Water Framework Directive (Standards and Classification) Directions (England and Wales) 2015. Value of 0.025µg/l for sum DDT isomers split between 4 isomers. Requires summation of 4 isomers to use 0.025µg/l value.
#43:Water Framework Directive (Standards and Classification) Directions (England and Wales) 2015. Value of 0.005µg/l for sum isomers split between 4 isomers. Requires summation of isomers to use 0.005µg/l value.
#44:Water Framework Directive (Standards and Classification) Directions (England and Wales) 2015. Value of 0.01µg/l for sum isomers split between 4 isomers. Requires summation of isomers to use 0.01µg/l value.
#45:Water Framework Directive (Standards and Classification) Directions (England and Wales) 2015. Relates to p,p-DDT (CAS 50-29-3)
#46:Operational Targets and EQS. EA, April 2018. Maximum Allowable Concentration (MAC) adopted in absence of Annual Average (AA) value.

Key

<0.6	Result MDL exceeds GAC
27.8	Result exceeds GAC
-	Determinand not tested for

Notes

Where a range is given a determinand has been analysed for by more than one method

						Location	BH05011	BH05011	BH05011	BH05011	BH05011	BH05011	BH05011	BH05011	BH05011	WS04005	WS04005	WS04005	WS04005	WS04005
						Sampled_Date_Time	15/11/2019	29/01/2020	28/02/2020	26/03/2020	29/04/2020	13/05/2020	11/06/2020	11/06/2020	04/08/2020	11/12/2019	16/01/2020	26/02/2020	18/03/2020	14/04/2020
						Sample_Depth_Avg	2.79	2.67	15.1	15	15	15	15	15	1.01	1.52	1.54	2	2	2.5
						Project_ID	LTC - Phase 2	LTC - Phase 2	LTC - Phase 2 LTM	LTC - Phase 2 LTM	LTC - Phase 2 LTM	LTC - Phase 2 LTM	LTC - Phase 2	LTC - Phase 2 LTM	LTC - Phase 2 LTM	LTC - Phase 2	LTC - Phase 2	LTC - Phase 2 LTM	LTC - Phase 2	LTC - Phase 2 LTM
				UK Drinking Water Standards	UK Estuaries and coastal waters EQS	UK Freshwater EQS														
Chem_Group	**Analyte**	**Units**	**MDL**																	
Metals	Antimony	µg/L	4	5[#1]			-	-	<4	-	-	-	-	-	-	-	-	<4	-	-
	Antimony (Filtered)	µg/L	1	5[#1]			-	-								-	-			
	Arsenic	µg/L	2	10[#1]	25[#2]	50[#2]	-	-	39.8	<2	<2	<2	<2	<2	<2	-	-	13.8	14.7	10.9
	Arsenic (Filtered)	µg/L	0.5	10[#1]	25[#2]	50[#2]	<0.5	3.56	7.18	<0.5	<0.5	<0.5	<0.5	<0.5	<0.5	14.3	8.2	9.99	12.7	10.8
	Barium (Filtered)	µg/L	0.2	1300[#3]			-	-												
	Beryllium (Filtered)	µg/L	0.1				-	-												
	Boron	µg/L	20	1000[#1]	7000[#4]	2000[#4]	-	-	114	49.2	55.8	51.2	58.4	51.8	68.8	-	-	1720	1510	1460
	Boron (Filtered)	µg/L	10	1000[#1]	7000[#4]	2000[#4]	51	50.5	38.5	45.2	49.8	49	42	43.2	47.6	1730	1650	1780	1720	1380
	Cadmium	µg/L	0.5	5[#1]	0.2[#5]	0.08[#6]	-	-	<3	<0.5	<0.5	<0.5	<0.5	<0.5	<0.5	-	-	<0.5	<0.5	<0.5
	Cadmium (Filtered)	µg/L	0.08	5[#1]	0.2[#5]	0.08[#6]	<0.08	<0.08	<0.08	<0.08	<0.08	<0.08	<0.08	<0.08	<0.08	<0.08	<0.08	<0.08	<0.08	<0.08
	Chromium (hexavalent) (Filtered)	µg/L	3		0.6[#5]	3.4[#5]	4.86	<3	<3	<3	<3	<3	<3	<3	<3	<15	<3	<3	<3	<3
	Chromium	µg/L	3	50[#1]	0.6[#5]	3.4[#7]	-	-	80.4	<3	<3	<3	<3	<3	<3	-	-	<3	<3	<3
	Chromium (Filtered)	µg/L	1	50[#1]	0.6[#5]	3.4[#7]	3.67	<1	<1	<1	<1	<1	<1	<1	<1	2.33	1.86	1.85	2.9	2.02
	Chromium (Trivalent) (Filtered)	µg/L	3			4.7[#5]	<3	<3	<3	<3	<3	<3	<3	<3	<3	<3	<3	<3	<3	<3
	Cobalt (Filtered)	µg/L	0.5		3[#8]	3[#8]	<0.5	<0.5	2.18	<0.5	<0.5	<0.5	<0.5	<0.5	<0.5	7.38	7.11	7.05	3.88	5.64
	Copper	µg/L	1	2000[#1]	3.76[#9]	1(bio)[#10]	-	-	97.5	1.99	1.4	1.89	<1	<1	<1	-	-	2.34	2.46	2.83
	Copper (Filtered)	µg/L	0.3	2000[#1]	3.76[#9]	1(bio)[#10]	0.525	5.44	4.7	0.461	0.308	<0.3	<0.3	0.415	<0.3	1.02	0.777	<0.3	<0.3	-
	Iron (Filtered)	µg/L	19	200[#1]	1000[#2]	1000[#2]	<19	66.4	221	<19	<19	<19	<19	19.8	<19	245	742	1520	854	998
	Lead	µg/L	1	10[#1]	1.3[#5]	1.2(bio)[#10]	-	-	-	-	2.18	-	-	-	-	-	-	-	-	-
	Lead (Filtered)	µg/L	0.2	10[#1]	1.3[#5]	1.2(bio)[#10]	<0.2	0.228	0.552	<0.2	<0.2	<0.2	<0.2	<0.2	<0.2	<0.2	<0.2	<0.2	<0.2	<0.2
	Manganese	µg/L	1	50[#1]		123(bio)[#11]	-	-	1260	91.1	60.2	102	25.1	22.7	22	-	-	3150	2640	2290
	Manganese (Filtered)	µg/L	3	50[#1]		123(bio)[#11]	6.74	35.8	390	24.5	17.4	15.6	12.1	15.3	5.33	1840	2560	3020	2720	2720
	Mercury	µg/L	0.02	1[#1]	0.07(MAC)[#12]	0.07(MAC)[#12]	-	-	0.155	<0.02	<0.02	<0.02	<0.02	<0.02	<0.02	-	-	0.0232	<0.02	<0.02
	Mercury (Filtered)	µg/L	0.01	1[#1]	0.07(MAC)[#12]	0.07(MAC)[#12]	<0.01	<0.01	<0.01	<0.01	<0.01	<0.01	<0.01	<0.01	<0.01	<0.01	<0.01	<0.01	<0.01	<0.01
	Molybdenum	µg/L	9	70[#13]			-	-	<9	-	-	-	-	-	-	-	-	<9	-	-
	Molybdenum (Filtered)	µg/L	3	70[#13]			-	-								-	-			
	Nickel	µg/L	1	20[#1]	8.6[#5]	4(bio)[#10]	-	-	74.7	3.76	2.5	3.52	1.56	1.8	1.57	-	-	13.1	11.7	11.8
	Nickel (Filtered)	µg/L	0.4	20[#1]	8.6[#5]	4(bio)[#10]	2.08	5.77	8.96	1.11	0.914	0.821	0.864	1.03	1.02	14.5	12.6	11.5	9.16	10.1

						Location	BH05011	BH05011	BH05011	BH05011	BH05011	BH05011	BH05011	BH05011	BH05011	WS04005	WS04005	WS04005	WS04005	WS04005
						Sampled_Date_Time	15/11/2019	29/01/2020	28/02/2020	26/03/2020	29/04/2020	13/05/2020	11/06/2020	11/06/2020	04/08/2020	11/12/2019	16/01/2020	26/02/2020	18/03/2020	14/04/2020
						Sample_Depth_Avg	2.79	2.67	15.1	15	15	15	15	15	1.01	1.52	1.54	2	2	2.5
						Project_ID	LTC - Phase 2	LTC - Phase 2	LTC - Phase 2 LTM	LTC - Phase 2 LTM	LTC - Phase 2 LTM	LTC - Phase 2 LTM	LTC - Phase 2	LTC - Phase 2 LTM	LTC - Phase 2 LTM	LTC - Phase 2	LTC - Phase 2	LTC - Phase 2 LTM	LTC - Phase 2	LTC - Phase 2 LTM
				UK Drinking Water Standards	UK Estuaries and coastal waters EQS	UK Freshwater EQS														
Chem_Group	**Analyte**	**Units**	**MDL**																	
	Selenium	µg/L	1	10[#1]			-	-	-	1.76	1.83	1.71	1.52	1.56	1.76	-	-	<1	<1	<1
	Selenium (Filtered)	µg/L	1	10[#1]			2.26	1.4	<1	-	-	-	-	-	-	<1	<1	<1	-	-
	Strontium (Filtered)	µg/L	1				493	419	331	485	496	462	500	481	485	2260	2440	-	2180	2470
	Vanadium	µg/L	5		100[#14]	20[#15]	-	-	137	-	-	-	-	-	-	-	-	10.7	-	-
	Vanadium (Filtered)	µg/L	1		100[#14]	20[#15]	-	-								-	-			
	Zinc	µg/L	5	3000[#16]	7.9[#17]	10.9(bio)[#10]	-	-	471	12.9	8.56	23	<5	7.28	5.71	-	-	14.2	28.6	14
	Zinc (Filtered)	µg/L	1	3000[#16]	7.9[#17]	10.9(bio)[#10]	1.93	11.1	4.8	-	-	-	-	-	-	6.55	6.79	5.57	-	-
Inorganics	Total Hardness	mg/l	0.35				368	320	322	352	347	338	326	323	341	2180	2360	2240	2380	2360
	Alkalinity (Bicarbonate as CaCO3)	mg/L	2				240	290	-	-	-	-	-	-	-	1880	1360	-	-	-
	Alkalinity (Bicarbonate) as HCO3	mg/L	2				293	354	541	282	287	287	281	244	276	2290	1660	1740	1850	2230
	Alkalinity (total) as CaCO3	mg/L	2						444	231	235	235	230	200	226			1430	1520	1830
	Ammoniacal Nitrogen as N (Filtered)	mg/L	0.01		0.021[#2]	0.6[#18]	0.0213	0.035	0.142	0.033	0.0273	0.0471	0.0524	0.0925	0.0177	11.8	9.48	11.1	7.1	4.84
	Ammoniacal Nitrogen as NH3	mg/L	0.2				-	-	-	-	-	-	-	-	-			-	-	-
	Ammoniacal Nitrogen as NH3 (Filtered)	mg/L	0.01				-	-	-	-	-	-	-	-	-			-	-	-
	Bromide (Filtered)	mg/L	0.06				0.235	0.782	1.49	0.256	0.212	0.211	0.225	0.219	0.219	20.1	15.5	-	14.2	15.2
	Calcium (Filtered)	mg/L	0.2				114	99.4	78.3	119	123	108	120	116	113	289	365	317	298	360
	Chloride (Filtered)	mg/L	0.08	250[#1]		250[#4]	70.2	86.8	52.5	72.7	74.8	67.7	68.2	70.9	72.3	4640	3320	3380	3440	3970
	Cyanide (Free) (Filtered)	µg/L	2.5	50[#1]	1[#2]	1[#2]	<2.5	<2.5	<2.5	<2.5	<2.5	<2.5	<2.5	<2.5	<2.5	<2.5	<2.5	<2.5	<2.5	<2.5
	Cyanide Total (Filtered)	µg/L	5	50[#1]	1[#2]	1[#2]	<5	<5	<5	<5	<5	<5	<5	<5	<5	<5	<5	<5	<5	<5
	cyanides-complex (Filtered)	µg/L	5	50[#1]	1[#2]	1[#2]	<5	<5	<5	<5	<5	<5	<5	<5	<5	<5	<5	<5	<5	<5
	Fluoride (Filtered)	µg/L	500	1500[#1]	5000[#8]	1000[#19]	<500	<500	<500	<500	<500	<500	<500	<500	<500	<500	<500	<500	<500	<500
	Iodide	mg/L					<0.1	<0.1	<0.1	<0.1	<0.1	<0.1	<0.1	<0.1	<0.1	<0.1	<0.1	-	<0.1	<0.1
	Magnesium (Filtered)	mg/L	0.036				8.41	14	23.9	9.15	9.04	8.37	8.42	8.22	8.09	346	307	296	281	298
	Nitrate (as N) (Filtered)	mg/L	0.0677				14.1	8.41	<0.3	61	62.9	64.6	61.3	62	62.2	<0.0677	<0.0677	<0.3	<0.3	<0.3
	Nitrate (as NO3-) (Filtered)	mg/L	0.3	50(NO3)[#20]			62.3	37.3	-	-	-	-	-	-	-	<0.3	<0.3	-	-	-
	Nitrite (as NO2-) (Filtered)	mg/L	0.04	0.5(NO2)[#21]			-	-								-	-			
	Phosphorus	µg/L	20				-	-	-	70.1	56.1	71.1	38.7	34.2	41	-	-	3580	3240	2220

						Location	BH05011	BH05011	BH05011	BH05011	BH05011	BH05011	BH05011	BH05011	BH05011	WS04005	WS04005	WS04005	WS04005	WS04005
						Sampled_Date_Time	15/11/2019	29/01/2020	28/02/2020	26/03/2020	29/04/2020	13/05/2020	11/06/2020	11/06/2020	04/08/2020	11/12/2019	16/01/2020	26/02/2020	18/03/2020	14/04/2020
						Sample_Depth_Avg	2.79	2.67	15.1	15	15	15	15	15	1.01	1.52	1.54	2	2	2.5
						Project_ID	LTC - Phase 2	LTC - Phase 2	LTC - Phase 2 LTM	LTC - Phase 2 LTM	LTC - Phase 2 LTM	LTC - Phase 2 LTM	LTC - Phase 2	LTC - Phase 2 LTM	LTC - Phase 2 LTM	LTC - Phase 2	LTC - Phase 2	LTC - Phase 2 LTM	LTC - Phase 2	LTC - Phase 2 LTM
				UK Drinking Water Standards	UK Estuaries and coastal waters EQS	UK Freshwater EQS														
Chem_Group	**Analyte**	**Units**	**MDL**																	
	Phosphorus (Filtered)	µg/L	10				-	-	-	16.2	12.9	10.1	20.5	16.3	15.9	-	-	-	4440	2480
	Potassium (Filtered)	mg/L	0.2				5.63	12.2	19	6.04	6.05	5.73	5.78	5.66	5.21	110	100	91.9	95	87.6
	Sodium (Filtered)	mg/L	0.076	200[#1]			36.6	69.4	55.6	40.7	39	36.1	36.6	36.3	36.8	2710	1920	2000	2160	1820
	Sulphate (Filtered)	mg/L	2	250(SO4)[#22]		400[#4]	47.4	51.2	<2	49.4	47.1	47.5	46.5	46.3	47.8	352	983	944	807	377
	Orthophosphate as P (Filtered)	µg/L	20				<20	63.3	<20	-	-	-	-	-	-	1330	3130	2870	3440	-
PAH	Naphthalene	µg/L	0.01		2[#2]	2[#2]	<0.01	<0.01	<0.02	<0.01	0.012	<0.01	<0.01	<0.01	0.0147	<0.05	0.107	0.0684	0.0357	0.0799
	Acenaphthene	µg/L	0.005			No UK EQS	<0.005	<0.005	<0.01	<0.005	<0.005	<0.005	<0.005	<0.005	<0.005	<0.025	<0.025	<0.005	<0.005	<0.005
	Acenaphthylene	µg/L	0.005			No UK EQS	<0.005	<0.005	<0.01	<0.005	<0.005	<0.005	<0.005	<0.005	<0.005	<0.025	<0.025	0.0148	0.00647	0.0165
	Fluoranthene	µg/L	0.005		0.0063[#2]	0.0063[#2]	<0.005	<0.005	0.258	<0.005	<0.005	<0.005	<0.005	<0.005	<0.005	0.0788	0.0262	<0.005	<0.005	<0.005
	Anthracene	µg/L	0.005		0.1[#2]	0.1[#2]	<0.005	<0.005	0.0109	<0.005	<0.005	<0.005	<0.005	<0.005	<0.005	<0.025	<0.025	<0.005	<0.005	<0.005
	Phenanthrene	µg/L	0.005			No UK EQS	<0.005	<0.005	0.0903	<0.005	<0.005	<0.005	<0.005	<0.005	<0.005	<0.025	0.0252	0.00957	<0.005	0.0138
	Fluorene	µg/L	0.005			No UK EQS	<0.005	<0.005	<0.01	<0.005	<0.005	<0.005	<0.005	<0.005	<0.005	<0.025	<0.025	0.0124	0.00705	0.014
	Chrysene	µg/L	0.005			No UK EQS	<0.005	<0.005	0.155	<0.005	<0.005	<0.005	<0.005	<0.005	<0.005	<0.025	<0.025	<0.005	<0.005	<0.005
	Pyrene	µg/L	0.005			No UK EQS	<0.005	<0.005	0.217	<0.005	<0.005	<0.005	<0.005	<0.005	<0.005	0.092	0.0279	<0.005	<0.005	<0.005
	Benzo(a)anthracene	µg/L	0.005			No UK EQS	<0.005	<0.005	0.114	<0.005	<0.005	<0.005	<0.005	<0.005	<0.005	<0.025	<0.025	<0.005	<0.005	<0.005
	Benzo(b)fluoranthene	µg/L	0.005	0.025[#23]	See BaP[#24]	See BaP[#24]	<0.005	<0.005	0.296	<0.005	<0.005	0.00775	<0.005	<0.005	<0.005	<0.025	<0.025	<0.005	<0.005	<0.005
	Benzo(k)fluoranthene	µg/L	0.005	0.025[#23]	See BaP[#24]	See BaP[#24]	<0.005	<0.005	0.13	<0.005	<0.005	0.00572	<0.005	<0.005	<0.005	<0.025	<0.025	<0.005	<0.005	<0.005
	Benzo(a)pyrene	µg/L	0.002	0.01[#1]	0.00017[#24]	0.00017[#24]	<0.002	<0.002	0.181	<0.002	<0.002	<0.002	<0.002	<0.002	<0.002	<0.01	<0.01	<0.002	<0.002	<0.002
	Dibenz(a,h)anthracene	µg/L	0.005			No UK EQS	<0.005	<0.005	0.0314	<0.005	<0.005	<0.005	<0.005	<0.005	<0.005	<0.025	<0.025	<0.005	<0.005	<0.005
	Benzo(g,h,i)perylene	µg/L	0.005	0.025[#23]	See BaP[#24]	See BaP[#24]	<0.005	<0.005	0.161	<0.005	<0.005	<0.005	<0.005	<0.005	<0.005	<0.025	<0.025	<0.005	<0.005	<0.005
	Indeno(1,2,3-c,d)pyrene	µg/L	0.005	0.025[#23]	See BaP[#24]	See BaP[#24]	<0.005	<0.005	0.15	<0.005	<0.005	<0.005	<0.005	<0.005	<0.005	<0.025	0.0271	<0.005	<0.005	<0.005
	PAH 16 Total	µg/L	0.082				<0.082	<0.082	1.8	<0.082	<0.082	<0.082	<0.082	<0.082	<0.082	<0.41	<0.41	0.105	<0.082	0.124
TPH CWG	>C5-C6 Aliphatics	µg/L	10	See TPH	See TPH	See TPH	<10	<10	<10	<10	<10	<10	<10	<10	<10	<10	<10	<10	<10	<10
	>C6-C8 Aliphatics	µg/L	10	See TPH	See TPH	See TPH	<10	<10	<10	<10	<10	<10	<10	<10	<10	<10	<10	<10	<10	<10
	>C8-C10 Aliphatics	µg/L	10	See TPH	See TPH	See TPH	<10	<10	<10	<10	<10	<10	<10	<10	<10	<10	<10	<10	<10	<10
	>C10-C12 Aliphatics	µg/L	10	See TPH	See TPH	See TPH	<10	<10	<10	<10	<10	<10	<10	<10	<10	<10	<10	<10	<10	<10
	>C12-C16 Aliphatics	µg/L	10	See TPH	See TPH	See TPH	<10	<10	<20	<10	<10	<10	<10	<10	<10	<50	<50	<10	<10	<10

						Location	BH05011	BH05011	BH05011	BH05011	BH05011	BH05011	BH05011	BH05011	BH05011	WS04005	WS04005	WS04005	WS04005	WS04005
						Sampled_Date_Time	15/11/2019	29/01/2020	28/02/2020	26/03/2020	29/04/2020	13/05/2020	11/06/2020	11/06/2020	04/08/2020	11/12/2019	16/01/2020	26/02/2020	18/03/2020	14/04/2020
						Sample_Depth_Avg	2.79	2.67	15.1	15	15	15	15	15	1.01	1.52	1.54	2	2	2.5
						Project_ID	LTC - Phase 2	LTC - Phase 2	LTC - Phase 2 LTM	LTC - Phase 2 LTM	LTC - Phase 2 LTM	LTC - Phase 2 LTM	LTC - Phase 2	LTC - Phase 2 LTM	LTC - Phase 2 LTM	LTC - Phase 2	LTC - Phase 2	LTC - Phase 2 LTM	LTC - Phase 2	LTC - Phase 2 LTM
				UK Drinking Water Standards	UK Estuaries and coastal waters EQS	UK Freshwater EQS														
Chem_Group	**Analyte**	**Units**	**MDL**																	
	>C16-C21 Aliphatics	µg/L	10	See TPH	See TPH	See TPH	<10	<10	<20	<10	<10	<10	<10	<10	<10	<50	<50	<10	<10	<10
	>C21-C35 Aliphatics	µg/L	10	See TPH	See TPH	See TPH	<10	<10	80	<10	<10	<10	<10	<10	<10	<50	<50	<10	<10	<10
	>C16-C35 Aliphatics	µg/L	10				<10	<10	80	<10	<10	<10	<10	<10	<10	<50	<50	<10	<10	<10
	Total Aliphatics >C12-C35	µg/L	10				<10	<10	80	<10	<10	<10	<10	<10	<10	<50	<50	<10	<10	<10
	>EC5-EC7 Aromatics	µg/L	10						-	-	-	-	-	-	-			-	-	-
	>EC6-EC7 Aromatics	µg/L	10				<10	<10	<10	<10	<10	<10	<10	<10	<10	<10	<10	<10	<10	<10
	>EC7-EC8 Aromatics	µg/L	10	See TPH	See TPH	See TPH	<10	<10	<10	<10	<10	<10	<10	<10	<10	<10	<10	<10	<10	<10
	>EC8-EC10 Aromatics	µg/L	10	See TPH	See TPH	See TPH	<10	<10	<10	<10	<10	<10	<10	<10	<10	<10	<10	<10	<10	<10
	>EC10-EC12 Aromatics	µg/L	10	See TPH	See TPH	See TPH	<10	<10	<10	<10	<10	<10	<10	<10	<10	<10	<10	<10	<10	<10
	>EC12-EC16 Aromatics	µg/L	10	See TPH	See TPH	See TPH	<10	<10	<20	<10	<10	<10	<10	<10	<10	<50	<50	<10	<10	<10
	>EC16-EC21 Aromatics	µg/L	10	See TPH	See TPH	See TPH	<10	<10	<20	<10	<10	<10	<10	<10	<10	<50	<50	<10	<10	<10
	>EC21-EC35 Aromatics	µg/L	10	See TPH	See TPH	See TPH	<10	<10	98	<10	<10	<10	<10	<10	<10	<50	<50	<10	<10	<10
	Total Aromatics >EC12-EC35	µg/L	10				<10	<10	98	<10	<10	<10	<10	<10	<10	<50	<50	<10	<10	<10
	TPH >C5-C35 Aliphatics/Aromatics	µg/L	10	|10[#25]	|50[#26]	|50[#26]	<10	<10	178	13	<10	<10	<10	<10	<10	<50	<10	<10	<10	<10
TPH	GRO >C5-12	µg/L	50				<50	<50	<50	<50	<50	<50	<50	<50	<50	<50	<50	<50	<50	<50
BTEX and MTBE	Benzene	µg/L	1	1[#1]	8[#2]	10[#2]	<7	<7	<7	<7	<7	<7	<7	<7	<7	<7	<7	<7	<7	<7
	Toluene	µg/L	1	700[#3]	74[#2]	74[#2]	<4	<4	<4	<4	<4	<4	<4	<4	<4	<4	<4	<4	<4	<4
	Ethylbenzene	µg/L	1	300[#3]	20[#27]	20[#27]	<5	<5	<5	<5	<5	<5	<5	<5	<5	<5	<5	<5	<5	<5
	Xylene (m & p)	µg/L	1	250[#28]	15[#29]	15[#29]	<8	<8	<8	<8	<8	<8	<8	<8	<8	<8	<8	<8	<8	<8
	Xylene (o)	µg/L	1	250[#28]	15[#29]	15[#29]	<3	<3	<3	<3	<3	<3	<3	<3	<3	<3	<3	<3	<3	<3
	Xylene Total	µg/L	2	500[#3]	30[#4]	30[#4]	<11	<11	<11	<11	<11	<11	<11	<11	<11	<11	<11	<11	<11	<11
	MTBE	µg/L	1	15[#30]	15[#30]	15[#31]	<3	<3	<3	<3	<3	<3	<3	<3	<3	<3	<3	<3	<3	<3
	Total BTEX	µg/L	28				<28	<28	<28	<28	<28	<28	<28	<28	<28	<28	<28	<28	<28	<28
VOC	Styrene	µg/L	1		50[#4]	50[#4]	-	-	-	-	-	-	-	-	-	-	-	-	-	-
	cis-1,3-dichloropropene	µg/L	1				-	-	-	-	-	-	-	-	-	-	-	-	-	-
	trans-1,3-dichloropropene	µg/L	1				-	-	-	-	-	-	-	-	-	-	-	-	-	-
	1,1,1,2-tetrachloroethane	µg/L	1			70[#32]	-	-	-	-	-	-	-	-	-	-	-	-	-	-

						Location	BH05011	BH05011	BH05011	BH05011	BH05011	BH05011	BH05011	BH05011	BH05011	WS04005	WS04005	WS04005	WS04005	WS04005
						Sampled_Date_Time	15/11/2019	29/01/2020	28/02/2020	26/03/2020	29/04/2020	13/05/2020	11/06/2020	11/06/2020	04/08/2020	11/12/2019	16/01/2020	26/02/2020	18/03/2020	14/04/2020
						Sample_Depth_Avg	2.79	2.67	15.1	15	15	15	15	15	1.01	1.52	1.54	2	2	2.5
						Project_ID	LTC - Phase 2	LTC - Phase 2	LTC - Phase 2 LTM	LTC - Phase 2 LTM	LTC - Phase 2 LTM	LTC - Phase 2 LTM	LTC - Phase 2	LTC - Phase 2 LTM	LTC - Phase 2 LTM	LTC - Phase 2	LTC - Phase 2	LTC - Phase 2 LTM	LTC - Phase 2	LTC - Phase 2 LTM
				UK Drinking Water Standards	UK Estuaries and coastal waters EQS	UK Freshwater EQS														
Chem_Group	**Analyte**	**Units**	**MDL**																	
	1,1,1-trichloroethane	µg/L	1	2000[#33]	100[#4]	100[#4]	-	-	-	-	-	-	-	-	-	-	-	-	-	-
	1,1,2,2-tetrachloroethane	µg/L	1			70[#32]	-	-	-	-	-	-	-	-	-	-	-	-	-	-
	1,1,2-trichloroethane	µg/L	1		300[#4]	400[#4]	-	-	-	-	-	-	-	-	-	-	-	-	-	-
	1,1-dichloroethane	µg/L	1	2.8[#34]			-	-	-	-	-	-	-	-	-	-	-	-	-	-
	1,1-dichloroethene	µg/L	1	140[#35]			-	-	-	-	-	-	-	-	-	-	-	-	-	-
	1,1-dichloropropene	µg/L	1				-	-	-	-	-	-	-	-	-	-	-	-	-	-
	1,2,3-trichloropropane	µg/L	1				-	-	-	-	-	-	-	-	-	-	-	-	-	-
	1,2,4-trimethylbenzene	µg/L	1				-	-	-	-	-	-	-	-	-	-	-	-	-	-
	1,2-dibromo-3-chloropropane	µg/L	1				-	-	-	-	-	-	-	-	-	-	-	-	-	-
	1,2-dibromoethane	µg/L	1				-	-	-	-	-	-	-	-	-	-	-	-	-	-
	1,2-dichloroethane	µg/L	1	3[#1]	10[#2]	10[#2]	-	-	-	-	-	-	-	-	-	-	-	-	-	-
	1,2-dichloropropane	µg/L	1				-	-	-	-	-	-	-	-	-	-	-	-	-	-
	1,3,5-trimethylbenzene	µg/L	1				-	-	-	-	-	-	-	-	-	-	-	-	-	-
	1,3-dichloropropane	µg/L	1				-	-	-	-	-	-	-	-	-	-	-	-	-	-
	2,2-dichloropropane	µg/L	1				-	-	-	-	-	-	-	-	-	-	-	-	-	-
	2-chlorotoluene	µg/L	1				-	-	-	-	-	-	-	-	-	-	-	-	-	-
	4-chlorotoluene	µg/L	1				-	-	-	-	-	-	-	-	-	-	-	-	-	-
	Bromobenzene	µg/L	1				-	-	-	-	-	-	-	-	-	-	-	-	-	-
	Bromochloromethane	µg/L	1				-	-	-	-	-	-	-	-	-	-	-	-	-	-
	Bromodichloromethane	µg/L	1	25[#36]			-	-	-	-	-	-	-	-	-	-	-	-	-	-
	Bromoform	µg/L	1	25[#36]			-	-	-	-	-	-	-	-	-	-	-	-	-	-
	Bromomethane	µg/L	1				-	-	-	-	-	-	-	-	-	-	-	-	-	-
	Carbon disulfide	µg/L	1				-	-	-	-	-	-	-	-	-	-	-	-	-	-
	Carbon tetrachloride	µg/L	1	3[#1]	12[#2]	12[#2]	-	-	-	-	-	-	-	-	-	-	-	-	-	-
	Chlorodibromomethane	µg/L	1	25[#36]			-	-	-	-	-	-	-	-	-	-	-	-	-	-
	Chloroethane	µg/L	1				-	-	-	-	-	-	-	-	-	-	-	-	-	-
	Chloroform	µg/L	1	25[#36]	2.5[#2]	2.5[#2]	-	-	-	-	-	-	-	-	-	-	-	-	-	-

						Location	BH05011	BH05011	BH05011	BH05011	BH05011	BH05011	BH05011	BH05011	BH05011	WS04005	WS04005	WS04005	WS04005	WS04005
						Sampled_Date_Time	15/11/2019	29/01/2020	28/02/2020	26/03/2020	29/04/2020	13/05/2020	11/06/2020	11/06/2020	04/08/2020	11/12/2019	16/01/2020	26/02/2020	18/03/2020	14/04/2020
						Sample_Depth_Avg	2.79	2.67	15.1	15	15	15	15	15	1.01	1.52	1.54	2	2	2.5
						Project_ID	LTC - Phase 2	LTC - Phase 2	LTC - Phase 2 LTM	LTC - Phase 2 LTM	LTC - Phase 2 LTM	LTC - Phase 2 LTM	LTC - Phase 2	LTC - Phase 2 LTM	LTC - Phase 2 LTM	LTC - Phase 2	LTC - Phase 2	LTC - Phase 2 LTM	LTC - Phase 2	LTC - Phase 2 LTM
				UK Drinking Water Standards	UK Estuaries and coastal waters EQS	UK Freshwater EQS														
Chem_Group	**Analyte**	**Units**	**MDL**																	
	Chloromethane	µg/L	1				-	-	-	-	-	-	-	-	-	-	-	-	-	-
	cis-1,2-dichloroethene	µg/L	1	25[#37]			-	-	-	-	-	-	-	-	-	-	-	-	-	-
	Dibromomethane	µg/L	1				-	-	-	-	-	-	-	-	-	-	-	-	-	-
	Dichlorodifluoromethane	µg/L	1				-	-	-	-	-	-	-	-	-	-	-	-	-	-
	Dichloromethane	µg/L	3		20[#2]	20[#2]	-	-	-	-	-	-	-	-	-	-	-	-	-	-
	Isopropylbenzene	µg/L	1				-	-	-	-	-	-	-	-	-	-	-	-	-	-
	n-butylbenzene	µg/L	1				-	-	-	-	-	-	-	-	-	-	-	-	-	-
	n-propylbenzene	µg/L	1				-	-	-	-	-	-	-	-	-	-	-	-	-	-
	p-isopropyltoluene	µg/L	1				-	-	-	-	-	-	-	-	-	-	-	-	-	-
	sec-butylbenzene	µg/L	1				-	-	-	-	-	-	-	-	-	-	-	-	-	-
	Trichloroethene	µg/L	1	5[#38]	10[#2]	10[#2]	-	-	-	-	-	-	-	-	-	-	-	-	-	-
	tert-butylbenzene	µg/L	1				-	-	-	-	-	-	-	-	-	-	-	-	-	-
	Tetrachloroethene	µg/L	1	5[#38]	10[#2]	10[#2]	-	-	-	-	-	-	-	-	-	-	-	-	-	-
	trans-1,2-dichloroethene	µg/L	1	25[#37]			-	-	-	-	-	-	-	-	-	-	-	-	-	-
	Trichlorofluoromethane	µg/L	1				-	-	-	-	-	-	-	-	-	-	-	-	-	-
	Vinyl chloride	µg/L	1	0.5[#1]			-	-	-	-	-	-	-	-	-	-	-	-	-	-
	tert-Amyl methyl ether	µg/L	1				-	-	-	-	-	-	-	-	-	-	-	-	-	-
VOC/SVOC	1,2,3-trichlorobenzene	µg/L	0.01		0.13[#39]	0.13[#39]	-	-	-	-	-	-	-	-	-	-	-	<0.01	-	-
	1,2,4-trichlorobenzene	µg/L	0.01		0.13[#39]	0.13[#39]	-	-	-	-	-	-	-	-	-	-	-	<0.01	-	-
	1,2-dichlorobenzene	µg/L	1		6.7[#40]	6.7[#40]	-	-	-	-	-	-	-	-	-	-	-	-	-	-
	1,3,5-Trichlorobenzene	µg/L	0.01		0.13[#39]	0.13[#39]	-	-	-	-	-	-	-	-	-	-	-	<0.01	-	-
	1,3-dichlorobenzene	µg/L	1		6.7[#40]	6.7[#40]	-	-	-	-	-	-	-	-	-	-	-	-	-	-
	1,4-dichlorobenzene	µg/L	1		6.7[#40]	6.7[#40]	-	-	-	-	-	-	-	-	-	-	-	-	-	-
	Chlorobenzene	µg/L	1	100[#41]			-	-	-	-	-	-	-	-	-	-	-	-	-	-
	Hexachlorobutadiene	µg/L	0.01		0.6(MAC)[#12]	0.6(MAC)[#12]	-	-	-	-	-	-	-	-	-	-	-	<0.01	-	-
SVOC	4-bromophenyl phenyl ether	µg/L	1				-	-	-	-	-	-	-	-	-	-	-	-	-	-
	4-nitroaniline	µg/L	1				-	-	-	-	-	-	-	-	-	-	-	-	-	-

						Location	BH05011	BH05011	BH05011	BH05011	BH05011	BH05011	BH05011	BH05011	BH05011	WS04005	WS04005	WS04005	WS04005	WS04005
						Sampled_Date_Time	15/11/2019	29/01/2020	28/02/2020	26/03/2020	29/04/2020	13/05/2020	11/06/2020	11/06/2020	04/08/2020	11/12/2019	16/01/2020	26/02/2020	18/03/2020	14/04/2020
						Sample_Depth_Avg	2.79	2.67	15.1	15	15	15	15	15	1.01	1.52	1.54	2	2	2.5
						Project_ID	LTC - Phase 2	LTC - Phase 2	LTC - Phase 2 LTM	LTC - Phase 2 LTM	LTC - Phase 2 LTM	LTC - Phase 2 LTM	LTC - Phase 2	LTC - Phase 2 LTM	LTC - Phase 2 LTM	LTC - Phase 2	LTC - Phase 2	LTC - Phase 2 LTM	LTC - Phase 2	LTC - Phase 2 LTM
				UK Drinking Water Standards	UK Estuaries and coastal waters EQS	UK Freshwater EQS														
Chem_Group	**Analyte**	**Units**	**MDL**																	
	4-nitrophenol	µg/L	1				-	-	-	-	-	-	-	-	-	-	-	-	-	-
	2,4,5-trichlorophenol	µg/L	1				-	-	-	-	-	-	-	-	-	-	-	-	-	-
	2,4,6-trichlorophenol	µg/L	1				-	-	-	-	-	-	-	-	-	-	-	-	-	-
	2,4-dichlorophenol	µg/L	1		0.42[#2]	4.2[#2]	-	-	-	-	-	-	-	-	-	-	-	-	-	-
	2,4-dimethylphenol	µg/L	1				-	-	-	-	-	-	-	-	-	-	-	-	-	-
	2,4-dinitrotoluene	µg/L	1				-	-	-	-	-	-	-	-	-	-	-	-	-	-
	2,6-dinitrotoluene	µg/L	1				-	-	-	-	-	-	-	-	-	-	-	-	-	-
	2-chloronaphthalene	µg/L	1				-	-	-	-	-	-	-	-	-	-	-	-	-	-
	2-chlorophenol	µg/L	1		50[#4]	50[#4]	-	-	-	-	-	-	-	-	-	-	-	-	-	-
	2-methylnaphthalene	µg/L	1				-	-	-	-	-	-	-	-	-	-	-	-	-	-
	2-methylphenol	µg/L	1				-	-	-	-	-	-	-	-	-	-	-	-	-	-
	2-nitroaniline	µg/L	1				-	-	-	-	-	-	-	-	-	-	-	-	-	-
	2-nitrophenol	µg/L	1				-	-	-	-	-	-	-	-	-	-	-	-	-	-
	3-nitroaniline	µg/L	1				-	-	-	-	-	-	-	-	-	-	-	-	-	-
	4,6-Dinitro-2-methylphenol	µg/L					-	-	-	-	-	-	-	-	-	<0.3	<0.03	<0.03	-	-
	4-chloro-3-methylphenol	µg/L	1		40[#4]	40[#4]	-	-	-	-	-	-	-	-	-	-	-	-	-	-
	4-chloroaniline	µg/L	1				-	-	-	-	-	-	-	-	-	-	-	-	-	-
	4-chlorophenyl phenyl ether	µg/L	1				-	-	-	-	-	-	-	-	-	-	-	-	-	-
	4-methylphenol	µg/L	1				-	-	-	-	-	-	-	-	-	-	-	-	-	-
	Azobenzene	µg/L	1				-	-	-	-	-	-	-	-	-	-	-	-	-	-
	Bis(2-chloroethoxy) methane	µg/L	1				-	-	-	-	-	-	-	-	-	-	-	-	-	-
	Bis(2-chloroethyl)ether	µg/L	1				-	-	-	-	-	-	-	-	-	-	-	-	-	-
	Bis(2-ethylhexyl) phthalate	µg/L	2		1.3[#2]	1.3[#2]	-	-	-	-	-	-	-	-	-	-	-	-	-	-
	Butyl benzyl phthalate	µg/L	1		0.75[#2]	7.5[#2]	-	-	-	-	-	-	-	-	-	-	-	-	-	-
	Carbazole	µg/L	1				-	-	-	-	-	-	-	-	-	-	-	-	-	-
	Dibenzofuran	µg/L	1				-	-	-	-	-	-	-	-	-	-	-	-	-	-
	Diethylphthalate	µg/L	1		200[#4]	200[#4]	-	-	-	-	-	-	-	-	-	-	-	-	-	-

						Location	BH05011	BH05011	BH05011	BH05011	BH05011	BH05011	BH05011	BH05011	BH05011	WS04005	WS04005	WS04005	WS04005	WS04005
						Sampled_Date_Time	15/11/2019	29/01/2020	28/02/2020	26/03/2020	29/04/2020	13/05/2020	11/06/2020	11/06/2020	04/08/2020	11/12/2019	16/01/2020	26/02/2020	18/03/2020	14/04/2020
						Sample_Depth_Avg	2.79	2.67	15.1	15	15	15	15	15	1.01	1.52	1.54	2	2	2.5
						Project_ID	LTC - Phase 2	LTC - Phase 2	LTC - Phase 2 LTM	LTC - Phase 2 LTM	LTC - Phase 2 LTM	LTC - Phase 2 LTM	LTC - Phase 2	LTC - Phase 2 LTM	LTC - Phase 2 LTM	LTC - Phase 2	LTC - Phase 2	LTC - Phase 2 LTM	LTC - Phase 2	LTC - Phase 2 LTM
Chem_Group	**Analyte**	**Units**	**MDL**	UK Drinking Water Standards	UK Estuaries and coastal waters EQS	UK Freshwater EQS														
	Dimethyl phthalate	µg/L	1		800[#4]	800[#4]	-	-	-	-	-	-	-	-	-	-	-	-	-	-
	Di-n-butyl phthalate	µg/L	1		8[#4]	8[#4]	-	-	-	-	-	-	-	-	-	-	-	-	-	-
	Di-n-octyl phthalate	µg/L	5		20[#4]	20[#4]	-	-	-	-	-	-	-	-	-	-	-	-	-	-
	Hexachlorobenzene	µg/L	0.01		0.05(MAC)[#12]	0.05(MAC)[#12]	-	-	-	-	-	-	-	-	-	<0.02	<0.01	<0.01	-	-
	Hexachlorocyclopentadiene	µg/L	1				-	-	-	-	-	-	-	-	-	-	-	-	-	-
	Hexachloroethane	µg/L	1				-	-	-	-	-	-	-	-	-	-	-	-	-	-
	Isophorone	µg/L	1				-	-	-	-	-	-	-	-	-	-	-	-	-	-
	Nitrobenzene	µg/L	1				-	-	-	-	-	-	-	-	-	-	-	-	-	-
	N-nitrosodi-n-propylamine	µg/L	1				-	-	-	-	-	-	-	-	-	-	-	-	-	-
	Pentachlorobenzene	µg/L	0.01		0.0007[#2]	0.007[#2]	-	-	-	-	-	-	-	-	-	<0.01	<0.01	<0.01	-	-
	Pentachloronitrobenzene	µg/L	0.01				-	-	-	-	-	-	-	-	-	<0.01	<0.01	<0.01	-	-
	Pentachlorophenol	µg/L	1		0.4[#2]	0.4[#2]	-	-	-	-	-	-	-	-	-	-	-	-	-	-
PCB	Heptachlorobiphenyl, 2,3,3,4,4,5,5- (PCB 189)	µg/L	0.015				-	-	-	-	-	-	-	-	-	<0.075	<0.075	-	-	-
	Hexachlorobiphenyl, 2,3,3,4,4,5- (PCB 156)	µg/L	0.015				-	-	-	-	-	-	-	-	-	<0.075	<0.075	-	-	-
	Hexachlorobiphenyl, 2,3,3,4,4,5- (PCB 157)	µg/L	0.015				-	-	-	-	-	-	-	-	-	<0.075	<0.075	-	-	-
	Hexachlorobiphenyl, 2,3,4,4,5,5- (PCB 167)	µg/L	0.015				-	-	-	-	-	-	-	-	-	<0.075	<0.075	-	-	-
	Hexachlorobiphenyl, 3,3,4,4,5,5- (PCB 169)	µg/L	0.015				-	-	-	-	-	-	-	-	-	<0.075	<0.075	-	-	-
	PCB 101	µg/L	0.015				-	-	-	-	-	-	-	-	-	<0.075	<0.075	-	-	-
	PCB 118	µg/L	0.015				-	-	-	-	-	-	-	-	-	<0.075	<0.075	-	-	-
	PCB 138	µg/L	0.015				-	-	-	-	-	-	-	-	-	<0.075	<0.075	-	-	-
	PCB 153	µg/L	0.015				-	-	-	-	-	-	-	-	-	<0.075	<0.075	-	-	-
	PCB 180	µg/L	0.015				-	-	-	-	-	-	-	-	-	<0.075	<0.075	-	-	-
	PCB 28	µg/L	0.015				-	-	-	-	-	-	-	-	-	<0.075	<0.075	-	-	-
	PCB 52	µg/L	0.015				-	-	-	-	-	-	-	-	-	<0.075	<0.075	-	-	-
	Pentachlorobiphenyl, 2,3,3,4,4- (PCB 105)	µg/L	0.015				-	-	-	-	-	-	-	-	-	<0.075	<0.075	-	-	-
	Pentachlorobiphenyl, 2,3,4,4,5- (PCB 114)	µg/L	0.015				-	-	-	-	-	-	-	-	-	<0.075	<0.075	-	-	-
	Pentachlorobiphenyl, 2,3,4,4,5- (PCB 123)	µg/L	0.015				-	-	-	-	-	-	-	-	-	<0.075	<0.075	-	-	-

						Location	BH05011	BH05011	BH05011	BH05011	BH05011	BH05011	BH05011	BH05011	BH05011	WS04005	WS04005	WS04005	WS04005	WS04005
						Sampled_Date_Time	15/11/2019	29/01/2020	28/02/2020	26/03/2020	29/04/2020	13/05/2020	11/06/2020	11/06/2020	04/08/2020	11/12/2019	16/01/2020	26/02/2020	18/03/2020	14/04/2020
						Sample_Depth_Avg	2.79	2.67	15.1	15	15	15	15	15	1.01	1.52	1.54	2	2	2.5
						Project_ID	LTC - Phase 2	LTC - Phase 2	LTC - Phase 2 LTM	LTC - Phase 2 LTM	LTC - Phase 2 LTM	LTC - Phase 2 LTM	LTC - Phase 2	LTC - Phase 2 LTM	LTC - Phase 2 LTM	LTC - Phase 2	LTC - Phase 2	LTC - Phase 2 LTM	LTC - Phase 2	LTC - Phase 2 LTM
				UK Drinking Water Standards	UK Estuaries and coastal waters EQS	UK Freshwater EQS														
Chem_Group	**Analyte**	**Units**	**MDL**																	
	Pentachlorobiphenyl, 3,3,4,4,5- (PCB 126)	µg/L	0.015				-	-	-	-	-	-	-	-	-	<0.075	<0.075	-	-	-
	Tetrachlorobiphenyl, 3,3,4,4- (PCB 77)	µg/L	0.015				-	-	-	-	-	-	-	-	-	<0.075	<0.075	-	-	-
	Tetrachlorobiphenyl, 3,4,4,5- (PCB 81)	µg/L	0.015				-	-	-	-	-	-	-	-	-	<0.075	<0.075	-	-	-
	Total PCB 7 Congeners	µg/L	0.105				-	-	-	-	-	-	-	-	-	<0.525	<0.525	-	-	-
Phenolics	Xylenols (Filtered)	µg/L	0.5				<0.5	<0.5	<0.5	<0.5	<0.5	<0.5	<0.5	<0.5	1.21	<0.5	0.77	<0.5	<0.5	<0.5
	Cresol Total (Filtered)	µg/L	0.5				<0.5	<0.5	9.25	0.63	<0.5	<0.5	0.85	1.02	<0.5	<0.5	<0.5	<0.5	<0.5	<0.5
	Phenol	µg/L	1	5800[#34]	7.7[#2]	7.7[#2]	-	-	-	-	-	-	-	-	-	-	-	-	-	-
	Phenol (Filtered)	µg/L	0.5	5800[#34]	7.7[#2]	7.7[#2]	<0.5	<0.5	1.11	<0.5	<0.5	<0.5	<0.5	<0.5	<0.5	<0.5	<0.5	<0.5	<0.5	<0.5
	Phenols Monohydric (Filtered)	µg/L	0.5				<0.5	<0.5	10.4	0.63	<0.5	<0.5	0.85	1.02	1.21	<0.5	0.77	<0.5	<0.5	<0.5
Organotins	Tributyltin	µg/L	0.001		0.0002[#2]	0.0002[#2]	-	-	-	-	-	-	-	-	-	<0.001	<0.006	-	-	-
Biological	Coliforms Total (Confirmed)	CFU/100mL					-	-	-	-	-	-	-	-	-	-	-	-	-	-
	Coliforms Total (Presumptive)	CFU/100mL					-	-	-	-	-	-	-	-	-	-	-	-	-	-
	Escherichia coli (Confirmed)	CFU/100mL					-	-	-	-	-	-	-	-	-	-	-	-	-	-
	Escherichia coli (Presumptive)	CFU/100mL					-	-	-	-	-	-	-	-	-	-	-	-	-	-
	Faecal streptococci (Confirmed)	CFU/100mL					-	-	-	-	-	-	-	-	-	-	-	-	-	-
	Faecal streptococci (Presumptive)	CFU/100mL					-	-	-	-	-	-	-	-	-	-	-	-	-	-
	Faecal Streptococci cfu/100ml	cfu/100ml					-	-								-	-			
	Coliform	cfu/100 ml					-	-								-	-			
	Salmonella	Detect					-	-	-	-	-	-	-	-	-	-	-	-	-	-
Pesticides	1-(3.4-Dichlorophenyl) urea (DCPU)	µg/l					-	-	-	-	-	-	-	-	-	<0.02	<0.02	<0.02	-	-
	2-(4-Chlorophenoxy)propionic acid, 4-CPP	µg/l					-	-	-	-	-	-	-	-	-	<0.1	<0.01	<0.01	-	-
	2-amino-N-(isopropyl)benzamide	µg/l					-	-	-	-	-	-	-	-	-	<0.02	<0.02	<0.02	-	-
	2-Chloro-2.6-diethylacetanilide	µg/l					-	-	-	-	-	-	-	-	-	<0.01	<0.01	<0.01	-	-
	Acibenzolar-S-methyl	µg/l					-	-	-	-	-	-	-	-	-	<0.03	<0.03	<0.03	-	-
	Aminopyralid	µg/l					-	-	-	-	-	-	-	-	-	<0.5	<0.05	<0.05	-	-
	Azoxystrobin	µg/L					-	-	-	-	-	-	-	-	-	<0.01	<0.01	<0.01	-	-
	BAM	µg/l					-	-	-	-	-	-	-	-	-	<0.01	<0.01	<0.01	-	-

						Location	BH05011	BH05011	BH05011	BH05011	BH05011	BH05011	BH05011	BH05011	BH05011	WS04005	WS04005	WS04005	WS04005	WS04005
						Sampled_Date_Time	15/11/2019	29/01/2020	28/02/2020	26/03/2020	29/04/2020	13/05/2020	11/06/2020	11/06/2020	04/08/2020	11/12/2019	16/01/2020	26/02/2020	18/03/2020	14/04/2020
						Sample_Depth_Avg	2.79	2.67	15.1	15	15	15	15	15	1.01	1.52	1.54	2	2	2.5
						Project_ID	LTC - Phase 2	LTC - Phase 2	LTC - Phase 2 LTM	LTC - Phase 2 LTM	LTC - Phase 2 LTM	LTC - Phase 2 LTM	LTC - Phase 2	LTC - Phase 2 LTM	LTC - Phase 2 LTM	LTC - Phase 2	LTC - Phase 2	LTC - Phase 2 LTM	LTC - Phase 2	LTC - Phase 2 LTM
Chem_Group	**Analyte**	**Units**	**MDL**	UK Drinking Water Standards	UK Estuaries and coastal waters EQS	UK Freshwater EQS														
	Benalaxyl	µg/l					-	-	-	-	-	-	-	-	-	<0.02	<0.02	<0.02	-	-
	Bentazone methyl	µg/l					-	-	-	-	-	-	-	-	-	<0.03	<0.03	<0.03	-	-
	Bifenox	µg/L					-	-	-	-	-	-	-	-	-	<0.04	<0.04	<0.04	-	-
	Bitertanol	µg/l					-	-	-	-	-	-	-	-	-	<0.02	<0.02	<0.02	-	-
	Boscalid	µg/l					-	-	-	-	-	-	-	-	-	<0.01	<0.01	<0.01	-	-
	Cadusafos	µg/l					-	-	-	-	-	-	-	-	-	<0.02	<0.02	<0.02	-	-
	Carfentrazone-ethyl	µg/L					-	-	-	-	-	-	-	-	-	<0.04	<0.04	<0.04	-	-
	Chloridazon-desphenyl	µg/l					-	-	-	-	-	-	-	-	-	<0.03	<0.03	<0.03	-	-
	Chloridazon-methyl desphenyl	µg/l					-	-	-	-	-	-	-	-	-	<0.05	<0.05	<0.05	-	-
	Chlorotoluron-desmethyl	µg/l					-	-	-	-	-	-	-	-	-	<0.02	<0.02	<0.02	-	-
	Chlorpropham	µg/L			10[#4]	10[#4]	-	-	-	-	-	-	-	-	-	<0.05	<0.05	<0.05	-	-
	Clodinafop	µg/l					-	-	-	-	-	-	-	-	-	<0.03	<0.03	<0.03	-	-
	Clomeprop	µg/l					-	-	-	-	-	-	-	-	-	<0.01	<0.01	<0.01	-	-
	Crimidine	µg/l					-	-	-	-	-	-	-	-	-	<0.03	<0.03	<0.03	-	-
	Cybutryne (Irgarol)	µg/l					-	-	-	-	-	-	-	-	-	<0.01	<0.01	<0.01	-	-
	Cyprazine	µg/l					-	-	-	-	-	-	-	-	-	<0.02	<0.02	<0.02	-	-
	Cyprodinil	µg/L					-	-	-	-	-	-	-	-	-	<0.02	<0.02	<0.02	-	-
	Dichlofenthion	µg/l					-	-	-	-	-	-	-	-	-	<0.05	<0.05	<0.05	-	-
	Dichlormid	µg/l					-	-	-	-	-	-	-	-	-	<0.05	<0.05	<0.05	-	-
	Diethofencarb	µg/l					-	-	-	-	-	-	-	-	-	<0.02	<0.02	<0.02	-	-
	Difenacoum	µg/l					-	-	-	-	-	-	-	-	-	<0.02	<0.02	<0.02	-	-
	Dimefuron	µg/l					-	-	-	-	-	-	-	-	-	<0.02	<0.02	<0.02	-	-
	Dimethachlo	µg/l					-	-	-	-	-	-	-	-	-	<0.01	<0.01	<0.01	-	-
	Dimethenamid	µg/l					-	-	-	-	-	-	-	-	-	<0.01	<0.01	<0.01	-	-
	Dimethomorph	µg/l					-	-	-	-	-	-	-	-	-	<0.01	<0.01	<0.01	-	-
	Dinoterb	µg/l					-	-	-	-	-	-	-	-	-	<0.4	<0.04	<0.04	-	-
	Diuron desmethyl (DCPMU)	µg/l					-	-	-	-	-	-	-	-	-	<0.03	<0.03	<0.03	-	-

						Location	BH05011	BH05011	BH05011	BH05011	BH05011	BH05011	BH05011	BH05011	BH05011	WS04005	WS04005	WS04005	WS04005	WS04005
						Sampled_Date_Time	15/11/2019	29/01/2020	28/02/2020	26/03/2020	29/04/2020	13/05/2020	11/06/2020	11/06/2020	04/08/2020	11/12/2019	16/01/2020	26/02/2020	18/03/2020	14/04/2020
						Sample_Depth_Avg	2.79	2.67	15.1	15	15	15	15	15	1.01	1.52	1.54	2	2	2.5
						Project_ID	LTC - Phase 2	LTC - Phase 2	LTC - Phase 2 LTM	LTC - Phase 2 LTM	LTC - Phase 2 LTM	LTC - Phase 2 LTM	LTC - Phase 2	LTC - Phase 2 LTM	LTC - Phase 2 LTM	LTC - Phase 2	LTC - Phase 2	LTC - Phase 2 LTM	LTC - Phase 2	LTC - Phase 2 LTM
				UK Drinking Water Standards	UK Estuaries and coastal waters EQS	UK Freshwater EQS														
Chem_Group	**Analyte**	**Units**	**MDL**																	
	Epoxiconazole	µg/l					-	-	-	-	-	-	-	-	-	<0.03	<0.03	<0.03	-	-
	Etrimphos	µg/L	0.01				-	-	-	-	-	-	-	-	-	<0.01	<0.01	<0.01	-	-
	Fenoxaprop	µg/l					-	-	-	-	-	-	-	-	-	<0.03	<0.03	<0.03	-	-
	Fenpropidin	µg/l					-	-	-	-	-	-	-	-	-	<0.02	<0.02	<0.02	-	-
	Fenuron	µg/l					-	-	-	-	-	-	-	-	-	<0.01	<0.01	<0.01	-	-
	Fipronil	µg/L					-	-	-	-	-	-	-	-	-	<0.05	<0.05	<0.05	-	-
	Florasulam	µg/l					-	-	-	-	-	-	-	-	-	<0.02	<0.02	<0.02	-	-
	Fluazifop	µg/l					-	-	-	-	-	-	-	-	-	<0.02	<0.02	<0.02	-	-
	Fluazifop-P-butyl	µg/L					-	-	-	-	-	-	-	-	-	<0.02	<0.02	<0.02	-	-
	Foramsulfuron	µg/l					-	-	-	-	-	-	-	-	-	<0.01	<0.01	<0.01	-	-
	Furathiocarb	µg/l					-	-	-	-	-	-	-	-	-	<0.02	<0.02	<0.02	-	-
	Haloxyfop	µg/l					-	-	-	-	-	-	-	-	-	<0.03	<0.03	<0.03	-	-
	Haloxyfop-p-methyl	µg/l					-	-	-	-	-	-	-	-	-	<0.03	<0.03	<0.03	-	-
	Heptachlor epoxide	µg/L	0.01	0.03[#1]			-	-	-	-	-	-	-	-	-	<0.01	<0.01	<0.01	-	-
	Imazamox	µg/l					-	-	-	-	-	-	-	-	-	<0.01	<0.01	<0.01	-	-
	Indoxacarb	µg/L					-	-	-	-	-	-	-	-	-	<0.05	<0.05	<0.05	-	-
	Isoproturon-desmethyl	µg/l					-	-	-	-	-	-	-	-	-	<0.02	<0.02	<0.02	-	-
	Isoproturon-monodesmethyl	µg/l					-	-	-	-	-	-	-	-	-	<0.02	<0.02	<0.02	-	-
	Isopyrazam	µg/l					-	-	-	-	-	-	-	-	-	<0.03	<0.03	<0.03	-	-
	Kresoxim-methyl	µg/l					-	-	-	-	-	-	-	-	-	<0.03	<0.03	<0.03	-	-
	Malaoxon	µg/l					-	-	-	-	-	-	-	-	-	<0.02	<0.02	<0.02	-	-
	Mandipropamid	µg/l					-	-	-	-	-	-	-	-	-	<0.02	<0.02	<0.02	-	-
	Mecarbam	µg/l					-	-	-	-	-	-	-	-	-	<0.02	<0.02	<0.02	-	-
	Mesotrione	µg/l					-	-	-	-	-	-	-	-	-	<0.05	<0.05	<0.05	-	-
	Metconazole	µg/l					-	-	-	-	-	-	-	-	-	<0.02	<0.02	<0.02	-	-
	Metribuzin-desamino	µg/l					-	-	-	-	-	-	-	-	-	<0.01	<0.01	<0.01	-	-
	Naptalam	µg/l					-	-	-	-	-	-	-	-	-	<0.03	<0.03	<0.03	-	-

						Location	BH05011	BH05011	BH05011	BH05011	BH05011	BH05011	BH05011	BH05011	BH05011	WS04005	WS04005	WS04005	WS04005	WS04005
						Sampled_Date_Time	15/11/2019	29/01/2020	28/02/2020	26/03/2020	29/04/2020	13/05/2020	11/06/2020	11/06/2020	04/08/2020	11/12/2019	16/01/2020	26/02/2020	18/03/2020	14/04/2020
						Sample_Depth_Avg	2.79	2.67	15.1	15	15	15	15	15	1.01	1.52	1.54	2	2	2.5
						Project_ID	LTC - Phase 2	LTC - Phase 2	LTC - Phase 2 LTM	LTC - Phase 2 LTM	LTC - Phase 2 LTM	LTC - Phase 2 LTM	LTC - Phase 2	LTC - Phase 2 LTM	LTC - Phase 2 LTM	LTC - Phase 2	LTC - Phase 2	LTC - Phase 2 LTM	LTC - Phase 2	LTC - Phase 2 LTM
				UK Drinking Water Standards	UK Estuaries and coastal waters EQS	UK Freshwater EQS														
Chem_Group	**Analyte**	**Units**	**MDL**																	
	Nicosulfuron	µg/l					-	-	-	-	-	-	-	-	-	<0.01	<0.01	<0.01	-	-
	Nuarimol	µg/l					-	-	-	-	-	-	-	-	-	<0.02	<0.02	<0.02	-	-
	Oxadixyl	µg/l					-	-	-	-	-	-	-	-	-	<0.03	<0.03	<0.03	-	-
	Paraoxon-ethyl	µg/l					-	-	-	-	-	-	-	-	-	<0.02	<0.02	<0.02	-	-
	Parathion-ethyl	µg/l					-	-	-	-	-	-	-	-	-	<0.05	<0.05	<0.05	-	-
	Penconazole	µg/l					-	-	-	-	-	-	-	-	-	<0.02	<0.02	<0.02	-	-
	Pencycuron	µg/l					-	-	-	-	-	-	-	-	-	<0.02	<0.02	<0.02	-	-
	Phosphamidon II (E)	µg/l	0.01				-	-	-	-	-	-	-	-	-	<0.01	<0.01	<0.01	-	-
	Pretilachlor	µg/l					-	-	-	-	-	-	-	-	-	<0.02	<0.02	<0.02	-	-
	Primisulfuron-methyl	µg/l					-	-	-	-	-	-	-	-	-	<0.02	<0.02	<0.02	-	-
	Prodiamine	µg/l					-	-	-	-	-	-	-	-	-	<0.05	<0.05	<0.05	-	-
	Propaquizafop	µg/l					-	-	-	-	-	-	-	-	-	<0.03	<0.03	<0.03	-	-
	Propetamphos	µg/L	0.01		0.03[#4]	0.03[#4]	-	-	-	-	-	-	-	-	-	-	-	<0.01	-	-
	Prosulfocarb	µg/l					-	-	-	-	-	-	-	-	-	<0.01	<0.01	<0.01	-	-
	Prothioconazole	µg/l					-	-	-	-	-	-	-	-	-	<0.05	<0.05	<0.05	-	-
	Pyribenzoxim	µg/l					-	-	-	-	-	-	-	-	-	<0.05	<0.05	<0.05	-	-
	Quinmerac	µg/l					-	-	-	-	-	-	-	-	-	<0.01	<0.01	<0.01	-	-
	Quizalofop	µg/l					-	-	-	-	-	-	-	-	-	<0.05	<0.05	<0.05	-	-
	Rimsulfuron	µg/l					-	-	-	-	-	-	-	-	-	<0.01	<0.01	<0.01	-	-
	Sebuthylazine	µg/l					-	-	-	-	-	-	-	-	-	<0.01	<0.01	<0.01	-	-
	Simazine-2-hydroxy	µg/l					-	-	-	-	-	-	-	-	-	<0.01	<0.01	<0.01	-	-
	Sodium Acifluorfen	µg/L					-	-	-	-	-	-	-	-	-	<0.1	<0.01	<0.01	-	-
	Sulfosulfuron	µg/l					-	-	-	-	-	-	-	-	-	<0.01	<0.01	<0.01	-	-
	Tecnazene	µg/L	0.01		1[#4]	1[#4]	-	-	-	-	-	-	-	-	-	-	-	<0.01	-	-
	Teflubenzuron	µg/l					-	-	-	-	-	-	-	-	-	<0.03	<0.03	<0.03	-	-
	Terbuthylazine-desethyl	µg/l					-	-	-	-	-	-	-	-	-	<0.01	<0.01	<0.01	-	-
	Terbuthylazine-desethyl-2-hydroxy	µg/l					-	-	-	-	-	-	-	-	-	<0.01	<0.01	<0.01	-	-

						Location	BH05011	BH05011	BH05011	BH05011	BH05011	BH05011	BH05011	BH05011	BH05011	WS04005	WS04005	WS04005	WS04005	WS04005
						Sampled_Date_Time	15/11/2019	29/01/2020	28/02/2020	26/03/2020	29/04/2020	13/05/2020	11/06/2020	11/06/2020	04/08/2020	11/12/2019	16/01/2020	26/02/2020	18/03/2020	14/04/2020
						Sample_Depth_Avg	2.79	2.67	15.1	15	15	15	15	15	1.01	1.52	1.54	2	2	2.5
						Project_ID	LTC - Phase 2	LTC - Phase 2	LTC - Phase 2 LTM	LTC - Phase 2 LTM	LTC - Phase 2 LTM	LTC - Phase 2 LTM	LTC - Phase 2	LTC - Phase 2 LTM	LTC - Phase 2 LTM	LTC - Phase 2	LTC - Phase 2	LTC - Phase 2 LTM	LTC - Phase 2	LTC - Phase 2 LTM
				UK Drinking Water Standards	UK Estuaries and coastal waters EQS	UK Freshwater EQS														
Chem_Group	**Analyte**	**Units**	**MDL**																	
	Terbuthylazine-hydroxy	µg/l					-	-	-	-	-	-	-	-	-	<0.01	<0.01	<0.01	-	-
	Thiabendazole	µg/L			5[#4]	5[#4]	-	-	-	-	-	-	-	-	-	<0.03	<0.03	<0.03	-	-
	Thiamethoxam	µg/L					-	-	-	-	-	-	-	-	-	<0.01	<0.01	<0.01	-	-
	Tribenuron-methyl	µg/L					-	-	-	-	-	-	-	-	-	<0.01	<0.01	<0.01	-	-
	Trietazine	µg/L	0.01				-	-	-	-	-	-	-	-	-	<0.01	<0.01	<0.01	-	-
	Trifloxysulfuron-sodium	µg/l					-	-	-	-	-	-	-	-	-	<0.01	<0.01	<0.01	-	-
	Triflusulfuron-methyl	µg/l					-	-	-	-	-	-	-	-	-	<0.01	<0.01	<0.01	-	-
	Triforine	µg/l					-	-	-	-	-	-	-	-	-	<0.05	<0.05	<0.05	-	-
	Triticonazole	µg/l					-	-	-	-	-	-	-	-	-	<0.01	<0.01	<0.01	-	-
	Desmetryn	mg/L					-	-	-	-	-	-	-	-	-	<0.00001	<0.00001	<0.00001	-	-
	Simetryn	mg/L					-	-	-	-	-	-	-	-	-	<0.00001	<0.00001	<0.00001	-	-
	Clothianidin	µg/L					-	-	-	-	-	-	-	-	-	<0.01	<0.01	<0.01	-	-
	Cymoxanil	µg/L					-	-	-	-	-	-	-	-	-	<0.05	<0.05	<0.05	-	-
	Fluazifop-butyl	µg/L					-	-	-	-	-	-	-	-	-	<0.02	<0.02	<0.02	-	-
	Imazamethabenz-methyl	µg/L					-	-	-	-	-	-	-	-	-	<0.01	<0.01	<0.01	-	-
	Mesosulfuron-methyl	µg/L					-	-	-	-	-	-	-	-	-	<0.02	<0.02	<0.02	-	-
	Metamitron	µg/L					-	-	-	-	-	-	-	-	-	<0.03	<0.03	<0.03	-	-
	Metobromuron	µg/L					-	-	-	-	-	-	-	-	-	<0.03	<0.03	<0.03	-	-
	Monuron	µg/L					-	-	-	-	-	-	-	-	-	<0.02	<0.02	<0.02	-	-
	Secbumeton	µg/L					-	-	-	-	-	-	-	-	-	<0.01	<0.01	<0.01	-	-
	Spiroxamine	µg/L					-	-	-	-	-	-	-	-	-	<0.01	<0.01	<0.01	-	-
	Clomazon	µg/L					-	-	-	-	-	-	-	-	-	<0.01	<0.01	<0.01	-	-
	Metazachlor	µg/L	0.01				-	-	-	-	-	-	-	-	-	<0.01	<0.01	<0.01	-	-
	Methabenzthiazuran	µg/L					-	-	-	-	-	-	-	-	-	<0.01	<0.01	<0.01	-	-
	Iprovalicarb	µg/L					-	-	-	-	-	-	-	-	-	<0.01	<0.01	<0.01	-	-
	Chloroxuron	µg/L					-	-	-	-	-	-	-	-	-	<0.01	<0.01	<0.01	-	-
	Neburon	µg/L					-	-	-	-	-	-	-	-	-	<0.01	<0.01	<0.01	-	-

						Location	BH05011	BH05011	BH05011	BH05011	BH05011	BH05011	BH05011	BH05011	BH05011	WS04005	WS04005	WS04005	WS04005	WS04005
						Sampled_Date_Time	15/11/2019	29/01/2020	28/02/2020	26/03/2020	29/04/2020	13/05/2020	11/06/2020	11/06/2020	04/08/2020	11/12/2019	16/01/2020	26/02/2020	18/03/2020	14/04/2020
						Sample_Depth_Avg	2.79	2.67	15.1	15	15	15	15	15	1.01	1.52	1.54	2	2	2.5
						Project_ID	LTC - Phase 2	LTC - Phase 2	LTC - Phase 2 LTM	LTC - Phase 2 LTM	LTC - Phase 2 LTM	LTC - Phase 2 LTM	LTC - Phase 2	LTC - Phase 2 LTM	LTC - Phase 2 LTM	LTC - Phase 2	LTC - Phase 2	LTC - Phase 2 LTM	LTC - Phase 2	LTC - Phase 2 LTM
				UK Drinking Water Standards	UK Estuaries and coastal waters EQS	UK Freshwater EQS														
Chem_Group	**Analyte**	**Units**	**MDL**																	
	Metribuzin	µg/L					-	-	-	-	-	-	-	-	-	<0.03	<0.03	<0.03	-	-
	2,3,6-Trichlorobenzoic Acid (Tba)	µg/L					-	-	-	-	-	-	-	-	-	<10	<4	<1	-	-
	2,4,5-Trichlorophenoxy Acetic Acid	µg/L					-	-	-	-	-	-	-	-	-	<0.1	<0.01	<0.01	-	-
	2,4,5-TP (Silvex)	µg/L					-	-	-	-	-	-	-	-	-	<0.1	<0.01	<0.01	-	-
	Pyrimethanil	µg/L					-	-	-	-	-	-	-	-	-	<0.02	<0.02	<0.02	-	-
	Hedonal	µg/L			0.3[#2]	0.3[#2]	-	-	-	-	-	-	-	-	-	<0.1	<0.01	<0.01	-	-
	2,4-DDT	µg/L	0.01		0.00625[#42]	0.00625[#42]	-	-	-	-	-	-	-	-	-	<0.02	<0.01	<0.01	-	-
	Propachlor	µg/L	0.01				-	-	-	-	-	-	-	-	-	<0.01	<0.01	<0.01	-	-
	Propamocarb	µg/L					-	-	-	-	-	-	-	-	-	<0.03	<0.03	<0.03	-	-
	2,4-Dichlorprop	µg/L					-	-	-	-	-	-	-	-	-	<0.1	<0.01	<0.01	-	-
	3-Hydroxy Carbofuran	µg/L					-	-	-	-	-	-	-	-	-	<0.01	<0.01	<0.01	-	-
	4-(2,4-Dichlorophenoxy)butyric Acid (2,4-DB)	µg/L					-	-	-	-	-	-	-	-	-	<0.2	<0.02	<0.02	-	-
	4,4-DDE	µg/L	0.01		0.00625[#42]	0.00625[#42]	-	-	-	-	-	-	-	-	-	<0.01	<0.01	<0.01	-	-
	4-Bromo-3,5-dimethylphenyl-N-methylcarbamate	µg/L					-	-	-	-	-	-	-	-	-	<0.02	<0.02	<0.02	-	-
	a-BHC	µg/L	0.01				-	-	-	-	-	-	-	-	-	<0.01	<0.01	<0.01	-	-
	Acetochlor	µg/L					-	-	-	-	-	-	-	-	-	<0.03	<0.03	<0.03	-	-
	Aldicarb	µg/L					-	-	-	-	-	-	-	-	-	<0.05	<0.05	<0.05	-	-
	Aldicarb sulfone	µg/L					-	-	-	-	-	-	-	-	-	<0.01	<0.01	<0.01	-	-
	Aldrin	µg/L	0.01	0.03[#1]	0.00125[#43]	0.0025[#44]	-	-	-	-	-	-	-	-	-	<0.01	<0.01	<0.01	-	-
	Ametryn	µg/L					-	-	-	-	-	-	-	-	-	<0.01	<0.01	<0.01	-	-
	Amidosulfuron	µg/L					-	-	-	-	-	-	-	-	-	<0.02	<0.02	<0.02	-	-
	Acetamiprid	µg/L					-	-	-	-	-	-	-	-	-	<0.01	<0.01	<0.01	-	-
	Aclonifen	µg/L					-	-	-	-	-	-	-	-	-	<0.03	<0.03	<0.03	-	-
	Actril (Ioxynil)	µg/L			10[#4]	10[#4]	-	-	-	-	-	-	-	-	-	<0.1	<0.01	<0.01	-	-
	Atraton	µg/L					-	-	-	-	-	-	-	-	-	<0.01	<0.01	<0.01	-	-
	Atrazine	µg/L	0.01		0.6[#2]	0.6[#2]	-	-	-	-	-	-	-	-	-	<0.01	<0.01	<0.01	-	-
	Azinophos methyl	µg/L	0.02		0.01[#8]	0.01[#8]	-	-	-	-	-	-	-	-	-	<0.04	<0.04	<0.02	-	-

						Location	BH05011	BH05011	BH05011	BH05011	BH05011	BH05011	BH05011	BH05011	BH05011	WS04005	WS04005	WS04005	WS04005	WS04005
						Sampled_Date_Time	15/11/2019	29/01/2020	28/02/2020	26/03/2020	29/04/2020	13/05/2020	11/06/2020	11/06/2020	04/08/2020	11/12/2019	16/01/2020	26/02/2020	18/03/2020	14/04/2020
						Sample_Depth_Avg	2.79	2.67	15.1	15	15	15	15	15	1.01	1.52	1.54	2	2	2.5
						Project_ID	LTC - Phase 2	LTC - Phase 2	LTC - Phase 2 LTM	LTC - Phase 2 LTM	LTC - Phase 2 LTM	LTC - Phase 2 LTM	LTC - Phase 2	LTC - Phase 2 LTM	LTC - Phase 2 LTM	LTC - Phase 2	LTC - Phase 2	LTC - Phase 2 LTM	LTC - Phase 2	LTC - Phase 2 LTM
Chem_Group	**Analyte**	**Units**	**MDL**	UK Drinking Water Standards	UK Estuaries and coastal waters EQS	UK Freshwater EQS														
	Baygon	µg/L					-	-	-	-	-	-	-	-	-	<0.01	<0.01	<0.01	-	-
	b-BHC	µg/L	0.01				-	-	-	-	-	-	-	-	-	<0.01	<0.01	<0.01	-	-
	Benazolin	µg/L					-	-	-	-	-	-	-	-	-	<0.5	<0.05	<0.05	-	-
	Bendiocarb	µg/L					-	-	-	-	-	-	-	-	-	<0.01	<0.01	<0.01	-	-
	Bentazone	µg/L			500[#4]	500[#4]	-	-	-	-	-	-	-	-	-	<0.1	<0.01	<0.01	-	-
	Bidrin	µg/L					-	-	-	-	-	-	-	-	-	<0.01	<0.01	<0.01	-	-
	Bromacil	µg/L					-	-	-	-	-	-	-	-	-	<0.01	<0.01	<0.01	-	-
	Bromazil	µg/L					-	-	-	-	-	-	-	-	-	<0.03	<0.03	<0.03	-	-
	Bromophos-ethyl	µg/L					-	-	-	-	-	-	-	-	-	<0.03	<0.03	<0.03	-	-
	Bromoxynil	µg/L			100[#4]	100[#4]	-	-	-	-	-	-	-	-	-	<0.1	<0.01	<0.01	-	-
	Carbaryl	µg/L					-	-	-	-	-	-	-	-	-	<0.01	<0.01	<0.01	-	-
	Carbendazim	µg/L				0.15[#4]	-	-	-	-	-	-	-	-	-	<0.01	<0.01	<0.01	-	-
	Carbetamide	µg/L					-	-	-	-	-	-	-	-	-	<0.01	<0.01	<0.01	-	-
	Carbofuran	µg/L					-	-	-	-	-	-	-	-	-	<0.01	<0.01	<0.01	-	-
	Carbophenothion	µg/L	0.01				-	-	-	-	-	-	-	-	-	-	-	<0.01	-	-
	Carboxin	µg/L					-	-	-	-	-	-	-	-	-	<0.02	<0.02	<0.02	-	-
	Chlorbromuron	µg/L					-	-	-	-	-	-	-	-	-	<0.01	<0.01	<0.01	-	-
	Chlordane (cis)	µg/L	0.01				-	-	-	-	-	-	-	-	-	<0.01	<0.01	<0.01	-	-
	Azinphos Ethyl	µg/L	0.02				-	-	-	-	-	-	-	-	-	<0.04	<0.04	<0.02	-	-
	Chlordane (trans)	µg/L	0.01				-	-	-	-	-	-	-	-	-	<0.01	<0.01	<0.01	-	-
	Chlorfenvinphos	µg/L	0.01		0.1[#2]	0.1[#2]	-	-	-	-	-	-	-	-	-	<0.01	<0.01	<0.01	-	-
	Chloridazon	µg/L					-	-	-	-	-	-	-	-	-	<0.01	<0.01	<0.01	-	-
	Chlorotoluron	µg/L			2[#4]	2[#4]	-	-	-	-	-	-	-	-	-	<0.01	<0.01	<0.01	-	-
	Chlorpyrifos	µg/L	0.01		0.03[#2]		-	-	-	-	-	-	-	-	-	<0.005	<0.005	<0.005	-	-
	Chlorpyrifos-methyl	µg/L	0.01				-	-	-	-	-	-	-	-	-	<0.02	<0.01	<0.01	-	-
	Chlorsulfuron	µg/L					-	-	-	-	-	-	-	-	-	<0.01	<0.01	<0.01	-	-
	Clopyralid	µg/L					-	-	-	-	-	-	-	-	-	<0.3	<0.03	<0.03	-	-

						Location	BH05011	BH05011	BH05011	BH05011	BH05011	BH05011	BH05011	BH05011	BH05011	WS04005	WS04005	WS04005	WS04005	WS04005
						Sampled_Date_Time	15/11/2019	29/01/2020	28/02/2020	26/03/2020	29/04/2020	13/05/2020	11/06/2020	11/06/2020	04/08/2020	11/12/2019	16/01/2020	26/02/2020	18/03/2020	14/04/2020
						Sample_Depth_Avg	2.79	2.67	15.1	15	15	15	15	15	1.01	1.52	1.54	2	2	2.5
						Project_ID	LTC - Phase 2	LTC - Phase 2	LTC - Phase 2 LTM	LTC - Phase 2 LTM	LTC - Phase 2 LTM	LTC - Phase 2 LTM	LTC - Phase 2	LTC - Phase 2 LTM	LTC - Phase 2 LTM	LTC - Phase 2	LTC - Phase 2	LTC - Phase 2 LTM	LTC - Phase 2	LTC - Phase 2 LTM
				UK Drinking Water Standards	UK Estuaries and coastal waters EQS	UK Freshwater EQS														
Chem_Group	**Analyte**	**Units**	**MDL**																	
	Coumaphos	µg/L	0.01		0.03[#4]	0.03[#4]	-	-	-	-	-	-	-	-	-	<0.01	<0.01	<0.01	-	-
	Cyanazine	µg/L	0.01				-	-	-	-	-	-	-	-	-	<0.01	<0.01	<0.01	-	-
	Cyproconazole	µg/L					-	-	-	-	-	-	-	-	-	<0.01	<0.01	<0.01	-	-
	Cyromazine	µg/L					-	-	-	-	-	-	-	-	-	<0.05	<0.05	<0.05	-	-
	d-BHC	µg/L	0.01				-	-	-	-	-	-	-	-	-	<0.01	<0.01	<0.01	-	-
	DDD	µg/L	0.01		0.00625[#42]	0.00625[#42]	-	-	-	-	-	-	-	-	-	<0.01	<0.01	<0.01	-	-
	DDT	µg/L	0.01		0.01[#45]	0.01[#45]	-	-	-	-	-	-	-	-	-	<0.02	<0.01	<0.02	-	-
	Deisopropylatrazine	µg/L					-	-	-	-	-	-	-	-	-	<0.01	<0.01	<0.01	-	-
	Chlorothalonil	µg/L	0.01			0.035[#2]	-	-	-	-	-	-	-	-	-	<0.01	<0.01	<0.01	-	-
	Deethylatrazine	µg/L					-	-	-	-	-	-	-	-	-	<0.01	<0.01	<0.01	-	-
	Demeton-S-methyl	µg/L	0.01				-	-	-	-	-	-	-	-	-	-	-	<0.01	-	-
	Diazinon	µg/L	0.01		0.01[#2]	0.01[#2]	-	-	-	-	-	-	-	-	-	<0.02	<0.01	<0.01	-	-
	Dicamba	µg/L					-	-	-	-	-	-	-	-	-	<3	<0.03	<0.03	-	-
	Dichlobenil	µg/L	0.01				-	-	-	-	-	-	-	-	-	-	-	<0.01	-	-
	Dichlorvos	µg/L	0.01		0.04[#4]	0.001[#4]	-	-	-	-	-	-	-	-	-	<0.02	<0.01	<0.01	-	-
	Diclofop	µg/L					-	-	-	-	-	-	-	-	-	<0.2	<0.02	<0.02	-	-
	Dieldrin	µg/L	0.01	0.03[#1]	0.00125[#43]	0.0025[#44]	-	-	-	-	-	-	-	-	-	<0.01	<0.01	<0.01	-	-
	Difenoconazole	µg/L					-	-	-	-	-	-	-	-	-	<0.02	<0.02	<0.02	-	-
	Difenoxuron	µg/L					-	-	-	-	-	-	-	-	-	<0.02	<0.02	<0.02	-	-
	Diflubenzuron	µg/L			0.005[#4]	0.001[#4]	-	-	-	-	-	-	-	-	-	<0.02	<0.02	<0.02	-	-
	Diflufenican	µg/L					-	-	-	-	-	-	-	-	-	<0.01	<0.01	<0.01	-	-
	Dimethoate	µg/L	0.01		0.48[#2]	0.48[#2]	-	-	-	-	-	-	-	-	-	<0.01	<0.01	<0.01	-	-
	Dinoseb	µg/L					-	-	-	-	-	-	-	-	-	<0.2	<0.02	<0.02	-	-
	Disulfoton	µg/L	0.01				-	-	-	-	-	-	-	-	-	-	-	<0.01	-	-
	Diuron	µg/L			0.2[#2]	0.2[#2]	-	-	-	-	-	-	-	-	-	<0.01	<0.01	<0.01	-	-
	Endosulfan I	µg/L	0.01				-	-	-	-	-	-	-	-	-	<0.01	<0.01	<0.01	-	-
	Endosulfan II	µg/L	0.02				-	-	-	-	-	-	-	-	-	<0.02	<0.02	<0.02	-	-

						Location	BH05011	BH05011	BH05011	BH05011	BH05011	BH05011	BH05011	BH05011	BH05011	WS04005	WS04005	WS04005	WS04005	WS04005
						Sampled_Date_Time	15/11/2019	29/01/2020	28/02/2020	26/03/2020	29/04/2020	13/05/2020	11/06/2020	11/06/2020	04/08/2020	11/12/2019	16/01/2020	26/02/2020	18/03/2020	14/04/2020
						Sample_Depth_Avg	2.79	2.67	15.1	15	15	15	15	15	1.01	1.52	1.54	2	2	2.5
						Project_ID	LTC - Phase 2	LTC - Phase 2	LTC - Phase 2 LTM	LTC - Phase 2 LTM	LTC - Phase 2 LTM	LTC - Phase 2 LTM	LTC - Phase 2	LTC - Phase 2 LTM	LTC - Phase 2 LTM	LTC - Phase 2	LTC - Phase 2	LTC - Phase 2 LTM	LTC - Phase 2	LTC - Phase 2 LTM
Chem_Group	**Analyte**	**Units**	**MDL**	UK Drinking Water Standards	UK Estuaries and coastal waters EQS	UK Freshwater EQS														
	Endosulfan sulphate	µg/L	0.02				-	-	-	-	-	-	-	-	-	-	-	<0.02	-	-
	Endrin	µg/L	0.01		0.00125[#43]	0.0025[#44]	-	-	-	-	-	-	-	-	-	<0.01	<0.01	<0.01	-	-
	s-Ethyl dipropylthiocarbamate	µg/L					-	-	-	-	-	-	-	-	-	<0.02	<0.02	<0.02	-	-
	Ethiofencarb	µg/L					-	-	-	-	-	-	-	-	-	<0.02	<0.02	<0.02	-	-
	Ethion	µg/L	0.01				-	-	-	-	-	-	-	-	-	<0.02	<0.02	<0.01	-	-
	Ethoprop	µg/L					-	-	-	-	-	-	-	-	-	<0.02	<0.02	<0.02	-	-
	Ethofumesate	µg/L					-	-	-	-	-	-	-	-	-	<0.01	<0.01	<0.01	-	-
	Etridiazole	µg/L	0.01				-	-	-	-	-	-	-	-	-	<0.01	<0.01	<0.01	-	-
	Fenamiphos	µg/L					-	-	-	-	-	-	-	-	-	<0.02	<0.02	<0.02	-	-
	Fenarimol	µg/L					-	-	-	-	-	-	-	-	-	<0.03	<0.03	<0.03	-	-
	Fenitrothion	µg/L	0.01		0.01[#4]	0.01[#4]	-	-	-	-	-	-	-	-	-	<0.02	<0.02	<0.01	-	-
	Fensulfothion	µg/L					-	-	-	-	-	-	-	-	-	<0.02	<0.02	<0.02	-	-
	Fenhexamid	µg/L					-	-	-	-	-	-	-	-	-	<0.03	<0.03	<0.03	-	-
	Fenoxycarb	µg/L					-	-	-	-	-	-	-	-	-	<0.02	<0.02	<0.02	-	-
	Fenthion	µg/L	0.01				-	-	-	-	-	-	-	-	-	<0.02	<0.01	<0.01	-	-
	Fenpropimorf	µg/L					-	-	-	-	-	-	-	-	-	<0.01	<0.01	<0.01	-	-
	Fluroxypyr	µg/L					-	-	-	-	-	-	-	-	-	<0.2	<0.02	<0.02	-	-
	Flutolanil	µg/L					-	-	-	-	-	-	-	-	-	<0.02	<0.02	<0.02	-	-
	Fonofos	µg/L					-	-	-	-	-	-	-	-	-	<0.05	<0.05	<0.05	-	-
	EPTC	µg/L					-	-								-	-			
	g-BHC (Lindane)	µg/L	0.01				-	-	-	-	-	-	-	-	-	<0.01	<0.01	<0.01	-	-
	Haloxyfop-methyl	µg/L					-	-	-	-	-	-	-	-	-	<0.03	<0.03	<0.03	-	-
	Thifensulfuron	µg/L					-	-	-	-	-	-	-	-	-	<0.01	<0.01	<0.01	-	-
	Heptachlor	µg/L	0.01	0.03[#1]			-	-	-	-	-	-	-	-	-	<0.01	<0.01	<0.01	-	-
	Hexaconazole	µg/L					-	-	-	-	-	-	-	-	-	<0.02	<0.02	<0.02	-	-
	Hexazinone	µg/L					-	-	-	-	-	-	-	-	-	<0.01	<0.01	<0.01	-	-
	Hydroxyatrazine	µg/L					-	-	-	-	-	-	-	-	-	<0.01	<0.01	<0.01	-	-

						Location	BH05011	BH05011	BH05011	BH05011	BH05011	BH05011	BH05011	BH05011	BH05011	WS04005	WS04005	WS04005	WS04005	WS04005
						Sampled_Date_Time	15/11/2019	29/01/2020	28/02/2020	26/03/2020	29/04/2020	13/05/2020	11/06/2020	11/06/2020	04/08/2020	11/12/2019	16/01/2020	26/02/2020	18/03/2020	14/04/2020
						Sample_Depth_Avg	2.79	2.67	15.1	15	15	15	15	15	1.01	1.52	1.54	2	2	2.5
						Project_ID	LTC - Phase 2	LTC - Phase 2	LTC - Phase 2 LTM	LTC - Phase 2 LTM	LTC - Phase 2 LTM	LTC - Phase 2 LTM	LTC - Phase 2	LTC - Phase 2 LTM	LTC - Phase 2 LTM	LTC - Phase 2	LTC - Phase 2	LTC - Phase 2 LTM	LTC - Phase 2	LTC - Phase 2 LTM
				UK Drinking Water Standards	UK Estuaries and coastal waters EQS	UK Freshwater EQS														
Chem_Group	**Analyte**	**Units**	**MDL**																	
	Iprodione	µg/L					-	-	-	-	-	-	-	-	-	<0.03	<0.03	<0.03	-	-
	Isodrin	µg/L	0.01		0.00125[#43]	0.0025[#44]	-	-	-	-	-	-	-	-	-	<0.01	<0.01	<0.01	-	-
	Isoproturon	µg/L			0.3[#2]	0.3[#2]	-	-	-	-	-	-	-	-	-	<0.01	<0.01	<0.01	-	-
	Linuron	µg/L			0.5[#2]	0.5[#2]	-	-	-	-	-	-	-	-	-	<0.02	<0.02	<0.02	-	-
	Malathion	µg/L	0.01		0.02[#4]	0.01[#4]	-	-	-	-	-	-	-	-	-	<0.01	<0.01	<0.01	-	-
	2-Methyl-4-chlorophenoxyacetic acid	µg/L					-	-	-	-	-	-	-	-	-	<0.1	<0.01	<0.01	-	-
	2-Methyl-4-Chlorophenoxy Butanoic Acid	µg/L					-	-	-	-	-	-	-	-	-	<0.2	<0.02	<0.02	-	-
	Mecoprop	µg/L			18[#2]	18[#2]	-	-	-	-	-	-	-	-	-	<0.1	<0.01	<0.01	-	-
	Mefenpyr-diethyl	µg/L					-	-	-	-	-	-	-	-	-	<0.02	<0.02	<0.02	-	-
	Metachlor	µg/L	0.01		0.3[#2]	0.3[#2]	-	-	-	-	-	-	-	-	-	<0.01	<0.01	<0.01	-	-
	Metalaxyl	µg/L					-	-	-	-	-	-	-	-	-	<0.01	<0.01	<0.01	-	-
	Methamidophos	µg/L					-	-	-	-	-	-	-	-	-	<0.01	<0.01	<0.01	-	-
	Methidathion	µg/L					-	-	-	-	-	-	-	-	-	<0.01	<0.01	<0.01	-	-
	Methiocarb	µg/L				0.01[#4]	-	-	-	-	-	-	-	-	-	<0.01	<0.01	<0.01	-	-
	Methomyl	µg/L					-	-	-	-	-	-	-	-	-	<0.01	<0.01	<0.01	-	-
	Methoxychlor	µg/L	0.01				-	-	-	-	-	-	-	-	-	<0.02	<0.01	<0.02	-	-
	Methoxyfenozide	µg/L					-	-	-	-	-	-	-	-	-	<0.03	<0.03	<0.03	-	-
	Methyl parathion	µg/L	0.01				-	-	-	-	-	-	-	-	-	<0.02	<0.02	<0.01	-	-
	Metolachlor	µg/L					-	-	-	-	-	-	-	-	-	<0.01	<0.01	<0.01	-	-
	Metoxuron	µg/L					-	-	-	-	-	-	-	-	-	<0.01	<0.01	<0.01	-	-
	Metsulfuron Methyl	µg/L					-	-	-	-	-	-	-	-	-	<0.01	<0.01	<0.01	-	-
	Mevinphos (Phosdrin)	µg/L	0.01			0.02(MAC)[#46]	-	-	-	-	-	-	-	-	-	<0.02	<0.01	<0.01	-	-
	Molinate	µg/L					-	-	-	-	-	-	-	-	-	<0.01	<0.01	<0.01	-	-
	Monlinuran	µg/L					-	-	-	-	-	-	-	-	-	<0.02	<0.02	<0.02	-	-
	Monocrotophos	µg/L					-	-	-	-	-	-	-	-	-	<0.01	<0.01	<0.01	-	-
	Napropamide	µg/L					-	-	-	-	-	-	-	-	-	<0.01	<0.01	<0.01	-	-
	Flusilazole (NuStar)	µg/L					-	-	-	-	-	-	-	-	-	<0.01	<0.01	<0.01	-	-

						Location	BH05011	BH05011	BH05011	BH05011	BH05011	BH05011	BH05011	BH05011	BH05011	WS04005	WS04005	WS04005	WS04005	WS04005
						Sampled_Date_Time	15/11/2019	29/01/2020	28/02/2020	26/03/2020	29/04/2020	13/05/2020	11/06/2020	11/06/2020	04/08/2020	11/12/2019	16/01/2020	26/02/2020	18/03/2020	14/04/2020
						Sample_Depth_Avg	2.79	2.67	15.1	15	15	15	15	15	1.01	1.52	1.54	2	2	2.5
						Project_ID	LTC - Phase 2	LTC - Phase 2	LTC - Phase 2 LTM	LTC - Phase 2 LTM	LTC - Phase 2 LTM	LTC - Phase 2 LTM	LTC - Phase 2	LTC - Phase 2 LTM	LTC - Phase 2 LTM	LTC - Phase 2	LTC - Phase 2	LTC - Phase 2 LTM	LTC - Phase 2	LTC - Phase 2 LTM
				UK Drinking Water Standards	UK Estuaries and coastal waters EQS	UK Freshwater EQS														
Chem_Group	**Analyte**	**Units**	**MDL**																	
	o,p-DDD	µg/L	0.01				-	-	-	-	-	-	-	-	-	<0.01	<0.01	<0.01	-	-
	o,p'-DDE	µg/L	0.01				-	-	-	-	-	-	-	-	-	<0.01	<0.01	<0.01	-	-
	o,p-Methoxychlor	µg/L	0.01				-	-	-	-	-	-	-	-	-	-	-	<0.01	-	-
	Omethoate	µg/L	0.01			0.01[#4]	-	-	-	-	-	-	-	-	-	<0.01	<0.01	<0.01	-	-
	Oxamyl	µg/L					-	-	-	-	-	-	-	-	-	<0.01	<0.01	<0.01	-	-
	Paclobutrazol	µg/L					-	-	-	-	-	-	-	-	-	<0.02	<0.02	<0.02	-	-
	Methyl Paraoxon	µg/L					-	-	-	-	-	-	-	-	-	<0.02	<0.02	<0.02	-	-
	Parathion	µg/L	0.01				-	-	-	-	-	-	-	-	-	<0.02	<0.01	<0.01	-	-
	Pendimethalin	µg/L	0.01			0.3[#2]	-	-	-	-	-	-	-	-	-	<0.02	<0.01	<0.01	-	-
	Imidacloprid	µg/L					-	-	-	-	-	-	-	-	-	<0.01	<0.01	<0.01	-	-
	Permethrin	µg/L	0.01		0.0002[#4]	0.001[#4]	-	-	-	-	-	-	-	-	-	-	-	<0.01	-	-
	Permethrin II	µg/L	0.01				-	-	-	-	-	-	-	-	-	-	-	<0.01	-	-
	Phorate	µg/L	0.01				-	-	-	-	-	-	-	-	-	<0.02	<0.01	<0.01	-	-
	Phosmet	µg/L					-	-	-	-	-	-	-	-	-	<0.05	<0.05	<0.05	-	-
	Lenacil	µg/L					-	-	-	-	-	-	-	-	-	<0.03	<0.03	<0.03	-	-
	Picloram	µg/L					-	-	-	-	-	-	-	-	-	<0.05	<0.02	<0.02	-	-
	Picoxystrobin	µg/L					-	-	-	-	-	-	-	-	-	<0.01	<0.01	<0.01	-	-
	Pirimicarb	µg/L			1[#4]	1[#4]	-	-	-	-	-	-	-	-	-	<0.01	<0.01	<0.01	-	-
	Pirimiphos-methyl	µg/L	0.01		0.015[#4]	0.015[#4]	-	-	-	-	-	-	-	-	-	<0.01	<0.01	<0.01	-	-
	Pirimphos-ethyl	µg/L					-	-	-	-	-	-	-	-	-	<0.02	<0.02	<0.02	-	-
	Prochloraz	µg/L			4[#4]	4[#4]	-	-	-	-	-	-	-	-	-	<0.02	<0.02	<0.02	-	-
	Profenofos	µg/L					-	-	-	-	-	-	-	-	-	<0.01	<0.01	<0.01	-	-
	Promecarb	µg/L					-	-	-	-	-	-	-	-	-	<0.01	<0.01	<0.01	-	-
	Prometon	µg/L					-	-	-	-	-	-	-	-	-	<0.02	<0.02	<0.02	-	-
	Prometryn	µg/L	0.01				-	-	-	-	-	-	-	-	-	<0.01	<0.01	<0.01	-	-
	Pronamide	µg/L	0.01		100[#4]	100[#4]	-	-	-	-	-	-	-	-	-	).028 - 0.028	<0.01	<0.01	-	-
	Propanil	µg/L					-	-	-	-	-	-	-	-	-	<0.03	<0.03	<0.03	-	-

						Location	BH05011	BH05011	BH05011	BH05011	BH05011	BH05011	BH05011	BH05011	BH05011	WS04005	WS04005	WS04005	WS04005	WS04005
						Sampled_Date_Time	15/11/2019	29/01/2020	28/02/2020	26/03/2020	29/04/2020	13/05/2020	11/06/2020	11/06/2020	04/08/2020	11/12/2019	16/01/2020	26/02/2020	18/03/2020	14/04/2020
						Sample_Depth_Avg	2.79	2.67	15.1	15	15	15	15	15	1.01	1.52	1.54	2	2	2.5
						Project_ID	LTC - Phase 2	LTC - Phase 2	LTC - Phase 2 LTM	LTC - Phase 2 LTM	LTC - Phase 2 LTM	LTC - Phase 2 LTM	LTC - Phase 2	LTC - Phase 2 LTM	LTC - Phase 2 LTM	LTC - Phase 2	LTC - Phase 2	LTC - Phase 2 LTM	LTC - Phase 2	LTC - Phase 2 LTM
				UK Drinking Water Standards	UK Estuaries and coastal waters EQS	UK Freshwater EQS														
Chem_Group	**Analyte**	**Units**	**MDL**																	
	Propazine	µg/L	0.01				-	-	-	-	-	-	-	-	-	<0.01	<0.01	<0.01	-	-
	Propham	µg/L					-	-	-	-	-	-	-	-	-	<0.05	<0.05	<0.05	-	-
	Propiconazole	µg/L					-	-	-	-	-	-	-	-	-	0.018	0.018	0.01	-	-
	Propoxycarbazone-sodium	µg/L					-	-	-	-	-	-	-	-	-	<0.05	<0.02	<0.01	-	-
	Pursuit	µg/L					-	-	-	-	-	-	-	-	-	<0.01	<0.01	<0.01	-	-
	Pyriproxyfen	µg/L					-	-	-	-	-	-	-	-	-	<0.03	<0.03	<0.03	-	-
	Quinclorac	µg/L					-	-	-	-	-	-	-	-	-	<0.02	<0.02	<0.02	-	-
	Quinoxyfen	µg/L					-	-	-	-	-	-	-	-	-	<0.04	<0.04	<0.04	-	-
	Savey	µg/L					-	-	-	-	-	-	-	-	-	<0.02	<0.02	<0.02	-	-
	Sethoxydim	µg/L					-	-	-	-	-	-	-	-	-	<0.02	<0.02	<0.02	-	-
	Simazine	µg/L	0.01		1[#2]	1[#2]	-	-	-	-	-	-	-	-	-	<0.01	<0.01	<0.01	-	-
	Tebuthiuron	µg/L					-	-	-	-	-	-	-	-	-	<0.02	<0.02	<0.02	-	-
	Terbutryn	µg/L	0.01				-	-	-	-	-	-	-	-	-	<0.02 - 0.015	<0.01	<0.01	-	-
	Terbuthylazine	µg/L					-	-	-	-	-	-	-	-	-	-	-	<0.01	-	-
	Terbutylazine	µg/L					-	-								<0.01	<0.01			
	Phosalone	µg/L	0.01				-	-	-	-	-	-	-	-	-	<0.01	<0.01	<0.01	-	-
	Phosphamidon	µg/L	0.01				-	-	-	-	-	-	-	-	-	<0.01	<0.01	<0.01	-	-
	Thiobencarb	µg/L					-	-	-	-	-	-	-	-	-	<0.01	<0.01	<0.01	-	-
	Thiophanate-methyl	µg/L					-	-	-	-	-	-	-	-	-	<0.03	<0.03	<0.03	-	-
	Triadimefon	µg/L	0.01				-	-	-	-	-	-	-	-	-	<0.02	<0.01	<0.01	-	-
	Triadimenol	µg/L					-	-	-	-	-	-	-	-	-	<0.01	<0.01	<0.01	-	-
	Triallate	µg/L	0.01		0.25[#4]	0.25[#4]	-	-	-	-	-	-	-	-	-	<0.05	<0.05	<0.01	-	-
	Triasulfuron	µg/L					-	-	-	-	-	-	-	-	-	<0.02	<0.02	<0.02	-	-
	Tributyl phosphate	µg/L	0.01		50[#4]	50[#4]	-	-	-	-	-	-	-	-	-	-	-	-	-	-
	Triclopyr	µg/L					-	-	-	-	-	-	-	-	-	<0.3	<0.03	<0.03	-	-
	Triclosan	µg/L					-	-	-	-	-	-	-	-	-	<2.5	<0.8	<0.5	-	-
	Trifluralin	µg/L	0.01		0.03[#2]	0.03[#2]	-	-	-	-	-	-	-	-	-	<0.01	<0.01	<0.01	-	-

						Location	BH05011	BH05011	BH05011	BH05011	BH05011	BH05011	BH05011	BH05011	BH05011	WS04005	WS04005	WS04005	WS04005	WS04005
						Sampled_Date_Time	15/11/2019	29/01/2020	28/02/2020	26/03/2020	29/04/2020	13/05/2020	11/06/2020	11/06/2020	04/08/2020	11/12/2019	16/01/2020	26/02/2020	18/03/2020	14/04/2020
						Sample_Depth_Avg	2.79	2.67	15.1	15	15	15	15	15	1.01	1.52	1.54	2	2	2.5
						Project_ID	LTC - Phase 2	LTC - Phase 2	LTC - Phase 2 LTM	LTC - Phase 2 LTM	LTC - Phase 2 LTM	LTC - Phase 2 LTM	LTC - Phase 2	LTC - Phase 2 LTM	LTC - Phase 2 LTM	LTC - Phase 2	LTC - Phase 2	LTC - Phase 2 LTM	LTC - Phase 2	LTC - Phase 2 LTM
				UK Drinking Water Standards	UK Estuaries and coastal waters EQS	UK Freshwater EQS														
Chem_Group	**Analyte**	**Units**	**MDL**																	
	Tebuconazole	µg/L					-	-	-	-	-	-	-	-	-	0.024	0.012	<0.01	-	-
	Telodrin	µg/L	0.01				-	-	-	-	-	-	-	-	-	<0.01	<0.01	<0.01	-	-
	Triazophos	µg/L	0.01		0.005[#4]	0.005[#4]	-	-	-	-	-	-	-	-	-	<0.02	<0.02	<0.01	-	-
	Tricyclazole	µg/L					-	-	-	-	-	-	-	-	-	<0.01	<0.01	<0.01	-	-
Surrogate	Surrogate Value	%					-	-	-	-	-	-	-	-	-	51.7	73.2	-	-	-
SVOC TIC	SVOC TICS - Detect	Detect					-	-	-	-	-	-	-	-	-	-	-	-	-	-
	SVOC Tentatively Identified Compounds	µg/L	10				-	-	-	-	-	-	-	-	-	-	-	-	-	-
VOC TIC	VOC TICs - Detect	Detect					-	-	-	-	-	-	-	-	-	-	-	-	-	-
	VOC Tentatively Identified Compounds	µg/l	10				-	-	-	-	-	-	-	-	-	-	-	-	-	-
Other	Biochemical Oxygen Demand (5-day test)	µg/L	1000				-	-	-	-	-	-	-	-	-	-	-	-	-	-
	Redox	mV					-	-	-	-	-	-	-	-	-	154	189	-	-	-
	Salinity (no units)	PSS-78					<2	<2								-	-			
	Conductivity @ 20oC	µS/cm	5				704	810	675	733	744	734	738	767	748	12,700	11,300	11,200	11,300	13,100
	Total Dissolved Solids (Filtered)	mg/L	10				543	595	519	513	530	549	604	618	624	9830	7850	-	8280	8530
	Biological Oxygen Demand	mg/L	1				<1	2.07	24.8	<2	<1	<1	<1	<1	<1	4.42	3.82	<10	1.96	2.53
	Chemical Oxygen Demand	mg/L	7				12.2	51.4	732	8.98	<7	<7	<7	<7	<7	206	178	300	215	188
	Dissolved Organic Carbon (Filtered)	µg/L	3000				<3000	16,500	36,400	<3000	<3000	<3000	<3000	<3000	<3000	44,700	45,800	48,000	47,500	54,700
	pH (Lab)	pH_Units	1	6.5-9.5[#1]	6-8.5(MAC)[#46]	6-9(MAC)[#46]	7.86	8.08	7.72	7.68	7.79	7.43	7.3	7.34	7.31	8.1	7.33	7.95	7.52	7.24
	Total Organic Carbon	mg/l	3				-	-								-	-			

Environmental Standards Comments

						Location	BH05011	BH05011	BH05011	BH05011	BH05011	BH05011	BH05011	BH05011	BH05011	WS04005	WS04005	WS04005	WS04005	WS04005
						Sampled_Date_Time	15/11/2019	29/01/2020	28/02/2020	26/03/2020	29/04/2020	13/05/2020	11/06/2020	11/06/2020	04/08/2020	11/12/2019	16/01/2020	26/02/2020	18/03/2020	14/04/2020
						Sample_Depth_Avg	2.79	2.67	15.1	15	15	15	15	15	1.01	1.52	1.54	2	2	2.5
						Project_ID	LTC - Phase 2	LTC - Phase 2	LTC - Phase 2 LTM	LTC - Phase 2 LTM	LTC - Phase 2 LTM	LTC - Phase 2 LTM	LTC - Phase 2	LTC - Phase 2 LTM	LTC - Phase 2 LTM	LTC - Phase 2	LTC - Phase 2	LTC - Phase 2 LTM	LTC - Phase 2	LTC - Phase 2 LTM
				UK Drinking Water Standards	UK Estuaries and coastal waters EQS	UK Freshwater EQS														
Chem_Group	**Analyte**	**Units**	**MDL**																	

#1:Water Supply (Water Quality) Regulations 2016.
#2:Water Framework Directive (Standards and Classification) Directions (England and Wales) 2015.
#3:Operational Targets and EQS. EA, April 2018
#4:Water Framework Directive (Standards & Classification) Directions (England & Wales) 2015. Dissolved fraction.
#5:Water Framework Directive (Standards & Classification) Directions (England & Wales) 2015. Dissolved fraction. Lowest criteria presented (<40mg/l of CaCO3). See 'further assessment' if criteria exceeded and hardness (CaCO3) data available.
#6:Water Framework Directive (Standards and Classification) Directions (England and Wales) 2015. Dissolved Fraction. If hexavalent chromium (CrVI) data is available, a value of 4.7µg/l may be appropriate for the remaining trivalent chromium (CrIII).
#7:Operational Targets and EQS. EA, April 2018. Dissolved fraction.
#8:Water Framework Directive (Standards and Classification) Directions (England and Wales) 2015. Dissolved Fraction. If DOC >1mg/l then a higher criteria applies [3.76+(2.677x((DOC/2)-0.5))]
#9:Water Framework Directive (Standards & Classification) Directions (England & Wales) 2015. Dissolved & bioavailable (bio) fraction plus background. M-BAT tool to assess: http://wfduk.org/resources/rivers-lakes-metal-bioavailability-assessment-tool-m-bat
#10:Water Framework Directive (Standards & Classification) Directions (England & Wales) 2015. Bioavailable (bio) fraction. M-BAT tool to assess: http://wfduk.org/resources/rivers-lakes-metal-bioavailability-assessment-tool-m-bat
#11:Water Framework Directive (Standards and Classification) Directions (England and Wales) 2015. Dissolved Fraction. MAC adopted in absence of AA value.
#12:Guidelines for Drinking-water Quality, 4th Edition. WHO, 2011. Informal value.
#13:Operational Targets and EQS. EA, April 2018.
#14:Operational Targets and EQS. EA, April 2018. Lowest criteria presented (<200mg/l CaCO3). See 'further assessment' values if criteria exceeded and hardness (CaCO3) data available.
#15:Guidelines for Drinking-water Quality, 4th Edition. WHO, 2011. Based on taste rather than a formal guideline.
#16:Operational Targets and EQS. EA, April 2018. Dissolved plus ambient background concentration. For saltwater, an Ambient Background Concentration of 1.1 µg/l has been used.
#17:Water Framework Directive (Standards and Classification) Directions (England and Wales) 2015. Indicator of 'good' status (90%ile) - Ammonia standard for lakes and rivers (total ammonia as nitrogen).
#18:Operational Targets and EQS. EA, April 2018. Dissolved fraction. Lowest criteria presented (<50 mg/l CaCO3). See 'further assessment' values if criteria exceeded and hardness (CaCO3) data available.
#19:Water Supply (Water Quality) Regulations 2016. As NO3.
#20:Water Supply (Water Quality) Regulations 2016. As NO2

						Location	BH05011	BH05011	BH05011	BH05011	BH05011	BH05011	BH05011	BH05011	BH05011	WS04005	WS04005	WS04005	WS04005	WS04005
						Sampled_Date_Time	15/11/2019	29/01/2020	28/02/2020	26/03/2020	29/04/2020	13/05/2020	11/06/2020	11/06/2020	04/08/2020	11/12/2019	16/01/2020	26/02/2020	18/03/2020	14/04/2020
						Sample_Depth_Avg	2.79	2.67	15.1	15	15	15	15	15	1.01	1.52	1.54	2	2	2.5
						Project_ID	LTC - Phase 2	LTC - Phase 2	LTC - Phase 2 LTM	LTC - Phase 2 LTM	LTC - Phase 2 LTM	LTC - Phase 2 LTM	LTC - Phase 2	LTC - Phase 2 LTM	LTC - Phase 2 LTM	LTC - Phase 2	LTC - Phase 2	LTC - Phase 2 LTM	LTC - Phase 2	LTC - Phase 2 LTM
				UK Drinking Water Standards	UK Estuaries and coastal waters EQS	UK Freshwater EQS														
Chem_Group	**Analyte**	**Units**	**MDL**																	

#21:Water Supply (Water Quality) Regulations 2016. As SO4.
#22:Water Supply (Water Quality) Regulations 2016. Value of 0.1µg/l for PAH split between four individual PAH. Requires summation of benzo(b)fluoranthene, benzo(k)fluoranthene, benzo(ghiperylene and indeno(123cd)pyrene to use 0.1µg/l value.
#23:Water Framework Directive (Standards and Classification) Directions (England and Wales) 2015. Benzo(a)pyrene can be considered as a marker for other PAH for comparison with the corresponding AA-EQS in water.
#24:No UK DWS for total petroleum hydrocarbons (TPH), or speciated TPH fractions. A value of 10 µg/l is adopted for sum TPH based on the rescinded Private Water Supply Regulations, 1991.
#25:No UK EQS for total petroleum hydrocarbons (TPH), or speciated TPH fractions. A value of 50 µg/l is adopted for sum TPH protection of surface water based on 50µg/l-1000µg/l (Surface Waters (Abstraction for Drinking Water) Regulations 1989).
#26:Guidelines for Drinking-water Quality, 4th Edition. WHO, 2011
#27:Proposed Environmental Quality Standard, in absence of legislative standard (Ayscough et al., 2002). https://assets.publishing.service.gov.uk/government/uploads/system/uploads/attachment_data/file/291223/sp2-115-tr4-e-e.pdf
#28:Guidelines for Drinking-water Quality, 4th Edition. WHO, 2011. Value of 500µg/l for sum xylenes split between isomers. Requires summation of m,p & o isomers to use 500µg/l value.
#29:Operational Targets and EQS. EA, April 2018. Value of 30µg/l for sum xylenes split between isomers. Requires summation of m,p & o isomers to use 30µg/l value.
#30:The taste and odour threshold of 15µg/l is commonly adopted as a guide.
#31:The taste and odour threshold of 15µg/l is commonly adopted as a guide. In situations where there is no risk to a drinking water supply or aquifer, a PNEC value of 2,600µg/l may be used.
#32:Water Framework Directive (Standards and Classification) Directions (England and Wales) 2015. Value of 140µg/l for tetrachloroethane split between 2 isomers. Requires summation of 2 isomers to use 140µg/l value.
#33:Guidelines for Drinking-water Quality, 4th Edition. WHO, 2011. In Scotland a value of 200µg/l is used (WAT-PS-10-01).
#34:US EPA Regional Screening Levels, May 2019. https://www.epa.gov/risk/regional-screening-levels-rsls-generic-tables
#35:Guidelines for Drinking-water Quality, 4th Edition. WHO, 2011. In Scotland a value of 7µg/l is used (WAT-PS-10-01).
#36:Water Supply (Water Quality) Regulations 2016. Value of 100µg/l for sum trihalomethanes split between individual compounds. Requires summation of chloroform, bromoform, chlorodibromomethane and bromodichloromethane to use 100µg/l value.
#37:Guidelines for Drinking-water Quality, 4th Edition. WHO, 2011. Value of 50µg/l for sum cis & trans-DCE split between isomers. Requires summation of cis & trans-DCE isomers to use 50µg/l value.
#38:Water Supply (Water Quality) Regulations 2016. Value of 10µg/l for sum of TCE & PCE split between individual compounds. Requires summation of TCE & PCE to use 10µg/l value.
#39:Water Framework Directive (Standards and Classification) Directions (England and Wales) 2015. Value of 0.4µg/l for sum isomers split between 3 isomers. Requires summation of isomers to use 0.4µg/l value.
#40:Water Framework Directive (Standards and Classification) Directions (England and Wales) 2015. Value of 20µg/l for sum isomers split between 3 isomers. Requires summation of isomers to use 20µg/l value.
#41:Position statement (WAT-PS-10-01), SEPA August 2014.
#42:Water Framework Directive (Standards and Classification) Directions (England and Wales) 2015. Value of 0.025µg/l for sum DDT isomers split between 4 isomers. Requires summation of 4 isomers to use 0.025µg/l value.
#43:Water Framework Directive (Standards and Classification) Directions (England and Wales) 2015. Value of 0.005µg/l for sum isomers split between 4 isomers. Requires summation of isomers to use 0.005µg/l value.
#44:Water Framework Directive (Standards and Classification) Directions (England and Wales) 2015. Value of 0.01µg/l for sum isomers split between 4 isomers. Requires summation of isomers to use 0.01µg/l value.
#45:Water Framework Directive (Standards and Classification) Directions (England and Wales) 2015. Relates to p,p-DDT (CAS 50-29-3)
#46:Operational Targets and EQS. EA, April 2018. Maximum Allowable Concentration (MAC) adopted in absence of Annual Average (AA) value.

Key

<0.6	Result MDL exceeds GAC
27.8	Result exceeds GAC
-	Determinand not tested for

Notes

Where a range is given a determinand has been analysed for by more than one method

						Location	WS04005	WS04005	WS04005	WS04005	WS04005	WS04006	WS04006	WS04006	WS04006	WS04006	WS04006	WS04006	WS04006
						Sampled_Date_Time	21/05/2020	08/07/2020	17/09/2020	04/11/2020	06/01/2021	04/12/2019	16/01/2020	18/02/2020	17/03/2020	14/04/2020	21/05/2020	07/07/2020	17/09/2020
						Sample_Depth_Avg	2	2.3	1.79	0.99	1.97	0.56	0.45	2	2	3	2.5	1.15	1
						Project_ID	LTC - Phase 2	LTC - Phase 2 LTM	LTC - Phase 2	LTC - Phase 2 LTM	LTC - Phase 2 LTM	LTC - Phase 2	LTC - Phase 2	LTC - Phase 2	LTC - Phase 2	LTC - Phase 2 LTM	LTC - Phase 2	LTC - Phase 2 LTM	LTC - Phase 2
				UK Drinking Water Standards	UK Estuaries and coastal waters EQS	UK Freshwater EQS													
Chem_Group	**Analyte**	**Units**	**MDL**																
Metals	Antimony	µg/L	4	5[#1]			-	-	-	-	-	-	-	-	-	-	-	-	-
	Antimony (Filtered)	µg/L	1	5[#1]								-	-						
	Arsenic	µg/L	2	10[#1]	25[#2]	50[#2]	11	23.6	17.3	-	-	-	-	7.17	5.28	7.25	13	18.4	24.5
	Arsenic (Filtered)	µg/L	0.5	10[#1]	25[#2]	50[#2]	16.7	21.9	16.3	-	-	12.7	6.94	5.53	6.48	9.87	13.4	15.9	22.7
	Barium (Filtered)	µg/L	0.2	1300[#3]															
	Beryllium (Filtered)	µg/L	0.1																
	Boron	µg/L	20	1000[#1]	7000[#4]	2000[#4]	1730	2330	2450	-	-	-	-	720	635	868	992	814	962
	Boron (Filtered)	µg/L	10	1000[#1]	7000[#4]	2000[#4]	1700	2200	2090	-	-	750	632	759	566	707	694	802	875
	Cadmium	µg/L	0.5	5[#1]	0.2[#5]	0.08[#6]	<0.5	<0.5	<0.5	-	-	-	-	<0.5	<0.5	<0.5	<0.5	<0.5	<0.5
	Cadmium (Filtered)	µg/L	0.08	5[#1]	0.2[#5]	0.08[#6]	<0.08	<0.48	<0.08	-	-	<0.08	<0.08	<0.08	<0.08	<0.08	<0.08	<0.08	<0.08
	Chromium (hexavalent) (Filtered)	µg/L	3		0.6[#5]	3.4[#5]	<3	<3	<3	-	-	<3	<3	<3	<3	<3	<3	<3	<3
	Chromium	µg/L	3	50[#1]	0.6[#5]	3.4[#7]	<3	5.31	3.97	-	-	-	-	<3	<3	<3	<3	<3	<3
	Chromium (Filtered)	µg/L	1	50[#1]	0.6[#5]	3.4[#7]	4.26	<6	5.05	-	-	<1	<1	<1	<1	<1	<1	<1	<1
	Chromium (Trivalent) (Filtered)	µg/L	3			4.7[#5]	4.26	<3	5.05	-	-	<3	<3	-	<3	<3	<3	<3	<3
	Cobalt (Filtered)	µg/L	0.5		3[#8]	3[#8]	3.17	9.77	3.64	-	-	15.7	18.3	-	10.8	11	13.3	13.9	13.1
	Copper	µg/L	1	2000[#1]	3.76[#9]	1(bio)[#10]	2.35	1.85	<1	-	-	-	-	-	1.35	<1	1.23	<1	<1
	Copper (Filtered)	µg/L	0.3	2000[#1]	3.76[#9]	1(bio)[#10]	<0.3	<1.8	<0.3	-	-	0.632	0.605	0.435	<0.3	-	<0.3	<0.3	0.418
	Iron (Filtered)	µg/L	19	200[#1]	1000[#2]	1000[#2]	810	2110	1050	364	415	24,500	17,000	12,800	12,500	16,400	20,800	26,500	37,000
	Lead	µg/L	1	10[#1]	1.3[#5]	1.2(bio)[#10]	-	-	-	-	-	-	-	-	-	-	-	-	-
	Lead (Filtered)	µg/L	0.2	10[#1]	1.3[#5]	1.2(bio)[#10]	<0.2	<1.2	<0.2	-	-	0.248	<0.2	<0.2	0.584	<0.2	<0.2	<0.2	<0.2
	Manganese	µg/L	1	50[#1]		123(bio)[#11]	2670	3550	3060	-	-	-	-	2900	2780	3170	3320	3390	3340
	Manganese (Filtered)	µg/L	3	50[#1]		123(bio)[#11]	2830	3020	2880	395	598	3810	3830	3100	2400	2440	2930	3300	3210
	Mercury	µg/L	0.02	1[#1]	0.07(MAC)[#12]	0.07(MAC)[#12]	<0.02	<0.02	0.0426	-	-	-	-	0.0298	<0.02	<0.02	<0.02	<0.02	<0.02
	Mercury (Filtered)	µg/L	0.01	1[#1]	0.07(MAC)[#12]	0.07(MAC)[#12]	<0.01	<0.01	<0.01	-	-	<0.01	<0.01	0.0156	<0.01	<0.01	<0.01	<0.01	<0.01
	Molybdenum	µg/L	9	70[#13]			-	-	-	-	-	-	-	-	-	-	-	-	-
	Molybdenum (Filtered)	µg/L	3	70[#13]								-	-						
	Nickel	µg/L	1	20[#1]	8.6[#5]	4(bio)[#10]	9.86	14.7	6.61	-	-	-	-	16	14.8	13.4	14.9	19.7	19.8
	Nickel (Filtered)	µg/L	0.4	20[#1]	8.6[#5]	4(bio)[#10]	6.66	12.5	6.2	-	-	19.7	18.7	15.7	13.3	14	16.8	19	18.8

						Location	WS04005	WS04005	WS04005	WS04005	WS04005	WS04006	WS04006	WS04006	WS04006	WS04006	WS04006	WS04006	WS04006
						Sampled_Date_Time	21/05/2020	08/07/2020	17/09/2020	04/11/2020	06/01/2021	04/12/2019	16/01/2020	18/02/2020	17/03/2020	14/04/2020	21/05/2020	07/07/2020	17/09/2020
						Sample_Depth_Avg	2	2.3	1.79	0.99	1.97	0.56	0.45	2	2	3	2.5	1.15	1
						Project_ID	LTC - Phase 2	LTC - Phase 2 LTM	LTC - Phase 2	LTC - Phase 2 LTM	LTC - Phase 2 LTM	LTC - Phase 2	LTC - Phase 2	LTC - Phase 2	LTC - Phase 2	LTC - Phase 2 LTM	LTC - Phase 2	LTC - Phase 2 LTM	LTC - Phase 2
				UK Drinking Water Standards	UK Estuaries and coastal waters EQS	UK Freshwater EQS													
Chem_Group	**Analyte**	**Units**	**MDL**																
	Selenium	µg/L	1	10[#1]			<1	1.11	<1	-	-	-	-	<1	<1	<1	<1	<1	<1
	Selenium (Filtered)	µg/L	1	10[#1]			-	-	-	-	-	<1	<1	<1	-	-	-	-	-
	Strontium (Filtered)	µg/L	1				2360	2410	2280	-	-	1880	1420	1680	1150	1230	1440	1210	1620
	Vanadium	µg/L	5		100[#14]	20[#15]	-	-	-	-	-	-	-	-	-	-	-	-	-
	Vanadium (Filtered)	µg/L	1		100[#14]	20[#15]						-	-						
	Zinc	µg/L	5	3000[#16]	7.9[#17]	10.9(bio)[#10]	10.5	13.7	17.7	-	-	-	-	39.8	30.7	18.7	22.6	6.6	8.77
	Zinc (Filtered)	µg/L	1	3000[#16]	7.9[#17]	10.9(bio)[#10]	-	-	-	-	-	18.9	64.5	21.5	-	-	-	-	-
Inorganics	Total Hardness	mg/l	0.35				2570	2390	2000	2130	1890	1800	1510	1430	1370	1340	1520	1580	1580
	Alkalinity (Bicarbonate as CaCO3)	mg/L	2				-	-	2320	415	567	440	344	-	-	-	-	-	523
	Alkalinity (Bicarbonate) as HCO3	mg/L	2				2050	2610	-	-	-	537	420	487	427	506	617	590	-
	Alkalinity (total) as CaCO3	mg/L	2				1680	2140	1900	340	465			399	350	415	506	484	428
	Ammoniacal Nitrogen as N (Filtered)	mg/L	0.01		0.021[#2]	0.6[#18]	6.74	18.8	19.8	-	-	2.21	2.32	2.31	1.87	3.86	3.47	1.91	2.4
	Ammoniacal Nitrogen as NH3	mg/L	0.2				-	-	-	-	-	-	-	-	-	-	-	-	-
	Ammoniacal Nitrogen as NH3 (Filtered)	mg/L	0.01				-	-	-	0.758	2.32	-	-	-	-	-	-	-	-
	Bromide (Filtered)	mg/L	0.06				14.6	17.8	2.75	6.34	6.88	9.77	8.12	7.81	5.77	5.53	6.82	6.26	7.61
	Calcium (Filtered)	mg/L	0.2				312	283	238	446	410	375	328	329	242	250	326	315	314
	Chloride (Filtered)	mg/L	0.08	250[#1]		250[#4]	3690	5860	4630	1440	1240	2180	1850	1920	1430	1410	1730	1900	2190
	Cyanide (Free) (Filtered)	µg/L	2.5	50[#1]	1[#2]	1[#2]	<2.5	<2.5	<2.5	-	-	<2.5	<2.5	<2.5	<2.5	<2.5	<2.5	<2.5	<2.5
	Cyanide Total (Filtered)	µg/L	5	50[#1]	1[#2]	1[#2]	<5	<5	<5	-	-	<5	<5	<5	<5	<5	<5	<5	<5
	cyanides-complex (Filtered)	µg/L	5	50[#1]	1[#2]	1[#2]	<5	<5	<5	-	-	<5	<5	<5	<5	<5	<5	<5	<5
	Fluoride (Filtered)	µg/L	500	1500[#1]	5000[#8]	1000[#19]	504	<500	506	-	-	508	504	2430	874	686	787	910	1030
	Iodide	mg/L					<0.1	<0.1	<0.1	-	-	<0.1	<0.1	<0.1	<0.1	<0.1	<0.1	<0.1	<0.1
	Magnesium (Filtered)	mg/L	0.036				337	445	304	213	191	204	178	175	138	152	173	172	172
	Nitrate (as N) (Filtered)	mg/L	0.0677				<0.3	<0.3	<0.3	<0.3	1.03	0.0756	<0.339	<0.3	<0.3	<0.3	<0.3	<0.3	<0.3
	Nitrate (as NO3-) (Filtered)	mg/L	0.3	50(NO3)[#20]			-	-	-	-	-	0.335	<1.5	-	-	-	-	-	-
	Nitrite (as NO2-) (Filtered)	mg/L	0.04	0.5(NO2)[#21]								-	-						
	Phosphorus	µg/L	20				3210	7860	8300	-	-	-	-	-	191	813	653	366	523

						Location	WS04005	WS04005	WS04005	WS04005	WS04005	WS04006	WS04006	WS04006	WS04006	WS04006	WS04006	WS04006	WS04006
						Sampled_Date_Time	21/05/2020	08/07/2020	17/09/2020	04/11/2020	06/01/2021	04/12/2019	16/01/2020	18/02/2020	17/03/2020	14/04/2020	21/05/2020	07/07/2020	17/09/2020
						Sample_Depth_Avg	2	2.3	1.79	0.99	1.97	0.56	0.45	2	2	3	2.5	1.15	1
						Project_ID	LTC - Phase 2	LTC - Phase 2 LTM	LTC - Phase 2	LTC - Phase 2 LTM	LTC - Phase 2 LTM	LTC - Phase 2	LTC - Phase 2	LTC - Phase 2	LTC - Phase 2	LTC - Phase 2 LTM	LTC - Phase 2	LTC - Phase 2 LTM	LTC - Phase 2
				UK Drinking Water Standards	UK Estuaries and coastal waters EQS	UK Freshwater EQS													
Chem_Group	**Analyte**	**Units**	**MDL**																
	Phosphorus (Filtered)	µg/L	10				6910	7910	7900	-	-	-	-	-	141	373	251	331	504
	Potassium (Filtered)	mg/L	0.2				118	118	112	59.4	52.9	60.4	51.9	50.4	42.9	50.1	58.2	55.2	56.4
	Sodium (Filtered)	mg/L	0.076	200[#1]			2340	3740	2420	678	731	1170	913	994	628	720	735	939	1020
	Sulphate (Filtered)	mg/L	2	250(SO4)[#22]		400[#4]	493	68.3	292	1190	1130	638	723	772	638	638	544	459	494
	Orthophosphate as P (Filtered)	µg/L	20				-	-	-	-	-	<20	<20	<20	<20	-	-	-	-
PAH	Naphthalene	µg/L	0.01		2[#2]	2[#2]	<0.01	0.0304	<0.03	-	-	<0.146	0.0129	<0.01	<0.01	<0.01	<0.01	<0.02	<0.03
	Acenaphthene	µg/L	0.005			No UK EQS	<0.005	<0.01	<0.015	-	-	<0.005	<0.005	<0.005	<0.005	<0.005	<0.005	<0.01	<0.015
	Acenaphthylene	µg/L	0.005			No UK EQS	<0.005	<0.01	<0.015	-	-	<0.005	<0.005	<0.005	<0.005	<0.005	<0.005	<0.01	<0.015
	Fluoranthene	µg/L	0.005		0.0063[#2]	0.0063[#2]	<0.005	<0.01	<0.015	-	-	0.00655	<0.005	<0.005	<0.005	<0.005	<0.005	<0.01	<0.015
	Anthracene	µg/L	0.005		0.1[#2]	0.1[#2]	<0.005	<0.01	<0.015	-	-	<0.005	<0.005	<0.005	<0.005	<0.005	<0.005	<0.01	<0.015
	Phenanthrene	µg/L	0.005			No UK EQS	<0.005	<0.01	<0.015	-	-	<0.005	<0.005	<0.005	<0.005	<0.005	<0.005	<0.01	<0.015
	Fluorene	µg/L	0.005			No UK EQS	<0.005	<0.01	<0.015	-	-	<0.005	<0.005	<0.005	<0.005	<0.005	<0.005	<0.01	<0.015
	Chrysene	µg/L	0.005			No UK EQS	<0.005	<0.01	<0.015	-	-	<0.005	<0.005	<0.005	<0.005	<0.005	<0.005	<0.01	<0.015
	Pyrene	µg/L	0.005			No UK EQS	<0.005	<0.01	<0.015	-	-	0.0062	<0.005	<0.005	<0.005	<0.005	<0.005	<0.01	<0.015
	Benzo(a)anthracene	µg/L	0.005			No UK EQS	<0.005	<0.01	<0.015	-	-	<0.005	<0.005	<0.005	<0.005	<0.005	<0.005	<0.01	<0.015
	Benzo(b)fluoranthene	µg/L	0.005	0.025[#23]	See BaP[#24]	See BaP[#24]	<0.005	<0.01	<0.015	-	-	<0.005	<0.005	<0.005	<0.005	<0.005	<0.005	<0.01	<0.015
	Benzo(k)fluoranthene	µg/L	0.005	0.025[#23]	See BaP[#24]	See BaP[#24]	<0.005	<0.01	<0.015	-	-	<0.005	<0.005	<0.005	<0.005	<0.005	<0.005	<0.01	<0.015
	Benzo(a)pyrene	µg/L	0.002	0.01[#1]	0.00017[#24]	0.00017[#24]	<0.002	<0.004	<0.006	-	-	0.00339	<0.002	<0.002	<0.002	<0.002	<0.002	<0.004	<0.006
	Dibenz(a,h)anthracene	µg/L	0.005			No UK EQS	<0.005	<0.01	<0.015	-	-	<0.005	<0.005	<0.005	<0.005	<0.005	<0.005	<0.01	<0.015
	Benzo(g,h,i)perylene	µg/L	0.005	0.025[#23]	See BaP[#24]	See BaP[#24]	<0.005	<0.01	<0.015	-	-	<0.005	<0.005	<0.005	<0.005	<0.005	<0.005	<0.01	<0.015
	Indeno(1,2,3-c,d)pyrene	µg/L	0.005	0.025[#23]	See BaP[#24]	See BaP[#24]	<0.005	<0.01	<0.015	-	-	<0.005	<0.005	<0.005	<0.005	<0.005	<0.005	<0.01	<0.015
	PAH 16 Total	µg/L	0.082				<0.082	<0.164	<0.246	-	-	<0.082	<0.082	<0.082	<0.082	<0.082	<0.082	<0.164	<0.246
TPH CWG	>C5-C6 Aliphatics	µg/L	10	See TPH	See TPH	See TPH	<10	<10	<10	-	-	<10	<10	<10	<10	<10	<10	<10	<10
	>C6-C8 Aliphatics	µg/L	10	See TPH	See TPH	See TPH	<10	<10	<10	-	-	<10	<10	<10	<10	<10	<10	<10	<10
	>C8-C10 Aliphatics	µg/L	10	See TPH	See TPH	See TPH	<10	<10	<10	-	-	<10	<10	<10	<10	<10	<10	<10	<10
	>C10-C12 Aliphatics	µg/L	10	See TPH	See TPH	See TPH	<10	<10	<10	-	-	<10	<10	<10	<10	<10	<10	<10	<10
	>C12-C16 Aliphatics	µg/L	10	See TPH	See TPH	See TPH	<10	<20	<30	-	-	17	<10	<10	<10	<10	<10	<20	<30

						Location	WS04005	WS04005	WS04005	WS04005	WS04005	WS04006	WS04006	WS04006	WS04006	WS04006	WS04006	WS04006	WS04006
						Sampled_Date_Time	21/05/2020	08/07/2020	17/09/2020	04/11/2020	06/01/2021	04/12/2019	16/01/2020	18/02/2020	17/03/2020	14/04/2020	21/05/2020	07/07/2020	17/09/2020
						Sample_Depth_Avg	2	2.3	1.79	0.99	1.97	0.56	0.45	2	2	3	2.5	1.15	1
						Project_ID	LTC - Phase 2	LTC - Phase 2 LTM	LTC - Phase 2	LTC - Phase 2 LTM	LTC - Phase 2 LTM	LTC - Phase 2	LTC - Phase 2	LTC - Phase 2	LTC - Phase 2	LTC - Phase 2 LTM	LTC - Phase 2	LTC - Phase 2 LTM	LTC - Phase 2
				UK Drinking Water Standards	UK Estuaries and coastal waters EQS	UK Freshwater EQS													
Chem_Group	**Analyte**	**Units**	**MDL**																
	>C16-C21 Aliphatics	µg/L	10	See TPH	See TPH	See TPH	<10	<20	<30	-	-	11	<10	<10	<10	<10	<10	<20	<30
	>C21-C35 Aliphatics	µg/L	10	See TPH	See TPH	See TPH	<10	<20	<30	-	-	58	<10	<10	<10	<10	<10	<20	<30
	>C16-C35 Aliphatics	µg/L	10				<10	<20	<30	-	-	69	<10	<10	<10	<10	<10	<20	<30
	Total Aliphatics >C12-C35	µg/L	10				<10	<20	<30	-	-	86	<10	<10	<10	<10	<10	<20	<30
	>EC5-EC7 Aromatics	µg/L	10				-	-	-	-	-			-	-	-	-	-	-
	>EC6-EC7 Aromatics	µg/L	10				<10	<10	<10	-	-	<10	<10	<10	<10	<10	<10	<10	<10
	>EC7-EC8 Aromatics	µg/L	10	See TPH	See TPH	See TPH	<10	<10	<10	-	-	<10	<10	<10	<10	<10	<10	<10	<10
	>EC8-EC10 Aromatics	µg/L	10	See TPH	See TPH	See TPH	<10	<10	<10	-	-	<10	<10	<10	<10	<10	<10	<10	<10
	>EC10-EC12 Aromatics	µg/L	10	See TPH	See TPH	See TPH	<10	<10	<10	-	-	<10	<10	<10	<10	<10	<10	<10	<10
	>EC12-EC16 Aromatics	µg/L	10	See TPH	See TPH	See TPH	<10	<20	<30	-	-	<10	<10	<10	<10	<10	<10	<20	<30
	>EC16-EC21 Aromatics	µg/L	10	See TPH	See TPH	See TPH	<10	<20	<30	-	-	<10	<10	<10	<10	<10	<10	<20	<30
	>EC21-EC35 Aromatics	µg/L	10	See TPH	See TPH	See TPH	<10	<20	<30	-	-	<10	<10	<10	<10	<10	<10	<20	<30
	Total Aromatics >EC12-EC35	µg/L	10				<10	<20	<30	-	-	<10	<10	<10	<10	<10	<10	<20	<30
	TPH >C5-C35 Aliphatics/Aromatics	µg/L	10	|10[#25]	|50[#26]	|50[#26]	<10	<20	<30	-	-	86	<10	<10	<10	<10	<10	<10	<30
TPH	GRO >C5-12	µg/L	50				<50	<50	<50	-	-	<50	<50	<50	<50	<50	<50	<50	<50
BTEX and MTBE	Benzene	µg/L	1	1[#1]	8[#2]	10[#2]	<7	<7	<7	-	-	<7	<7	<7	<7	<7	<7	<7	<7
	Toluene	µg/L	1	700[#3]	74[#2]	74[#2]	<4	<4	<4	-	-	<4	<4	<4	<4	<4	<4	<4	<4
	Ethylbenzene	µg/L	1	300[#3]	20[#27]	20[#27]	<5	<5	<5	-	-	<5	<5	<5	<5	<5	<5	<5	<5
	Xylene (m & p)	µg/L	1	250[#28]	15[#29]	15[#29]	<8	<8	<8	-	-	<8	<8	<8	<8	<8	<8	<8	<8
	Xylene (o)	µg/L	1	250[#28]	15[#29]	15[#29]	<3	<3	<3	-	-	<3	<3	<3	<3	<3	<3	<3	<3
	Xylene Total	µg/L	2	500[#3]	30[#4]	30[#4]	<11	<11	<11	-	-	<11	<11	<11	<11	<11	<11	<11	<11
	MTBE	µg/L	1	15[#30]	15[#30]	15[#31]	<3	<3	<3	-	-	<3	<3	<3	<3	<3	<3	<3	<3
	Total BTEX	µg/L	28				<28	<28	<28	-	-	<28	<28	<28	<28	<28	<28	<28	<28
VOC	Styrene	µg/L	1		50[#4]	50[#4]	-	-	-	-	-	-	-	-	-	-	-	-	-
	cis-1,3-dichloropropene	µg/L	1				-	-	-	-	-	-	-	-	-	-	-	-	-
	trans-1,3-dichloropropene	µg/L	1				-	-	-	-	-	-	-	-	-	-	-	-	-
	1,1,1,2-tetrachloroethane	µg/L	1			70[#32]	-	-	-	-	-	-	-	-	-	-	-	-	-

						Location	WS04005	WS04005	WS04005	WS04005	WS04005	WS04006	WS04006	WS04006	WS04006	WS04006	WS04006	WS04006	WS04006
						Sampled_Date_Time	21/05/2020	08/07/2020	17/09/2020	04/11/2020	06/01/2021	04/12/2019	16/01/2020	18/02/2020	17/03/2020	14/04/2020	21/05/2020	07/07/2020	17/09/2020
						Sample_Depth_Avg	2	2.3	1.79	0.99	1.97	0.56	0.45	2	2	3	2.5	1.15	1
						Project_ID	LTC - Phase 2	LTC - Phase 2 LTM	LTC - Phase 2	LTC - Phase 2 LTM	LTC - Phase 2 LTM	LTC - Phase 2	LTC - Phase 2	LTC - Phase 2	LTC - Phase 2	LTC - Phase 2 LTM	LTC - Phase 2	LTC - Phase 2 LTM	LTC - Phase 2
				UK Drinking Water Standards	UK Estuaries and coastal waters EQS	UK Freshwater EQS													
Chem_Group	**Analyte**	**Units**	**MDL**																
	1,1,1-trichloroethane	µg/L	1	2000[#33]	100[#4]	100[#4]	-	-	-	-	-	-	-	-	-	-	-	-	-
	1,1,2,2-tetrachloroethane	µg/L	1			70[#32]	-	-	-	-	-	-	-	-	-	-	-	-	-
	1,1,2-trichloroethane	µg/L	1		300[#4]	400[#4]	-	-	-	-	-	-	-	-	-	-	-	-	-
	1,1-dichloroethane	µg/L	1	2.8[#34]			-	-	-	-	-	-	-	-	-	-	-	-	-
	1,1-dichloroethene	µg/L	1	140[#35]			-	-	-	-	-	-	-	-	-	-	-	-	-
	1,1-dichloropropene	µg/L	1				-	-	-	-	-	-	-	-	-	-	-	-	-
	1,2,3-trichloropropane	µg/L	1				-	-	-	-	-	-	-	-	-	-	-	-	-
	1,2,4-trimethylbenzene	µg/L	1				-	-	-	-	-	-	-	-	-	-	-	-	-
	1,2-dibromo-3-chloropropane	µg/L	1				-	-	-	-	-	-	-	-	-	-	-	-	-
	1,2-dibromoethane	µg/L	1				-	-	-	-	-	-	-	-	-	-	-	-	-
	1,2-dichloroethane	µg/L	1	3[#1]	10[#2]	10[#2]	-	-	-	-	-	-	-	-	-	-	-	-	-
	1,2-dichloropropane	µg/L	1				-	-	-	-	-	-	-	-	-	-	-	-	-
	1,3,5-trimethylbenzene	µg/L	1				-	-	-	-	-	-	-	-	-	-	-	-	-
	1,3-dichloropropane	µg/L	1				-	-	-	-	-	-	-	-	-	-	-	-	-
	2,2-dichloropropane	µg/L	1				-	-	-	-	-	-	-	-	-	-	-	-	-
	2-chlorotoluene	µg/L	1				-	-	-	-	-	-	-	-	-	-	-	-	-
	4-chlorotoluene	µg/L	1				-	-	-	-	-	-	-	-	-	-	-	-	-
	Bromobenzene	µg/L	1				-	-	-	-	-	-	-	-	-	-	-	-	-
	Bromochloromethane	µg/L	1				-	-	-	-	-	-	-	-	-	-	-	-	-
	Bromodichloromethane	µg/L	1	25[#36]			-	-	-	-	-	-	-	-	-	-	-	-	-
	Bromoform	µg/L	1	25[#36]			-	-	-	-	-	-	-	-	-	-	-	-	-
	Bromomethane	µg/L	1				-	-	-	-	-	-	-	-	-	-	-	-	-
	Carbon disulfide	µg/L	1				-	-	-	-	-	-	-	-	-	-	-	-	-
	Carbon tetrachloride	µg/L	1	3[#1]	12[#2]	12[#2]	-	-	-	-	-	-	-	-	-	-	-	-	-
	Chlorodibromomethane	µg/L	1	25[#36]			-	-	-	-	-	-	-	-	-	-	-	-	-
	Chloroethane	µg/L	1				-	-	-	-	-	-	-	-	-	-	-	-	-
	Chloroform	µg/L	1	25[#36]	2.5[#2]	2.5[#2]	-	-	-	-	-	-	-	-	-	-	-	-	-

						Location	WS04005	WS04005	WS04005	WS04005	WS04005	WS04006	WS04006	WS04006	WS04006	WS04006	WS04006	WS04006	WS04006
						Sampled_Date_Time	21/05/2020	08/07/2020	17/09/2020	04/11/2020	06/01/2021	04/12/2019	16/01/2020	18/02/2020	17/03/2020	14/04/2020	21/05/2020	07/07/2020	17/09/2020
						Sample_Depth_Avg	2	2.3	1.79	0.99	1.97	0.56	0.45	2	2	3	2.5	1.15	1
						Project_ID	LTC - Phase 2	LTC - Phase 2 LTM	LTC - Phase 2	LTC - Phase 2 LTM	LTC - Phase 2 LTM	LTC - Phase 2	LTC - Phase 2	LTC - Phase 2	LTC - Phase 2	LTC - Phase 2 LTM	LTC - Phase 2	LTC - Phase 2 LTM	LTC - Phase 2
				UK Drinking Water Standards	UK Estuaries and coastal waters EQS	UK Freshwater EQS													
Chem_Group	**Analyte**	**Units**	**MDL**																
	Chloromethane	µg/L	1				-	-	-	-	-	-	-	-	-	-	-	-	-
	cis-1,2-dichloroethene	µg/L	1	25[#37]			-	-	-	-	-	-	-	-	-	-	-	-	-
	Dibromomethane	µg/L	1				-	-	-	-	-	-	-	-	-	-	-	-	-
	Dichlorodifluoromethane	µg/L	1				-	-	-	-	-	-	-	-	-	-	-	-	-
	Dichloromethane	µg/L	3		20[#2]	20[#2]	-	-	-	-	-	-	-	-	-	-	-	-	-
	Isopropylbenzene	µg/L	1				-	-	-	-	-	-	-	-	-	-	-	-	-
	n-butylbenzene	µg/L	1				-	-	-	-	-	-	-	-	-	-	-	-	-
	n-propylbenzene	µg/L	1				-	-	-	-	-	-	-	-	-	-	-	-	-
	p-isopropyltoluene	µg/L	1				-	-	-	-	-	-	-	-	-	-	-	-	-
	sec-butylbenzene	µg/L	1				-	-	-	-	-	-	-	-	-	-	-	-	-
	Trichloroethene	µg/L	1	5[#38]	10[#2]	10[#2]	-	-	-	-	-	-	-	-	-	-	-	-	-
	tert-butylbenzene	µg/L	1				-	-	-	-	-	-	-	-	-	-	-	-	-
	Tetrachloroethene	µg/L	1	5[#38]	10[#2]	10[#2]	-	-	-	-	-	-	-	-	-	-	-	-	-
	trans-1,2-dichloroethene	µg/L	1	25[#37]			-	-	-	-	-	-	-	-	-	-	-	-	-
	Trichlorofluoromethane	µg/L	1				-	-	-	-	-	-	-	-	-	-	-	-	-
	Vinyl chloride	µg/L	1	0.5[#1]			-	-	-	-	-	-	-	-	-	-	-	-	-
	tert-Amyl methyl ether	µg/L	1				-	-	-	-	-	-	-	-	-	-	-	-	-
VOC/SVOC	1,2,3-trichlorobenzene	µg/L	0.01		0.13[#39]	0.13[#39]	-	-	-	-	-	-	-	<0.01	-	-	-	-	-
	1,2,4-trichlorobenzene	µg/L	0.01		0.13[#39]	0.13[#39]	-	-	-	-	-	-	-	<0.02	-	-	-	-	-
	1,2-dichlorobenzene	µg/L	1		6.7[#40]	6.7[#40]	-	-	-	-	-	-	-	-	-	-	-	-	-
	1,3,5-Trichlorobenzene	µg/L	0.01		0.13[#39]	0.13[#39]	-	-	-	-	-	-	-	<0.01	-	-	-	-	-
	1,3-dichlorobenzene	µg/L	1		6.7[#40]	6.7[#40]	-	-	-	-	-	-	-	-	-	-	-	-	-
	1,4-dichlorobenzene	µg/L	1		6.7[#40]	6.7[#40]	-	-	-	-	-	-	-	-	-	-	-	-	-
	Chlorobenzene	µg/L	1	100[#41]			-	-	-	-	-	-	-	-	-	-	-	-	-
	Hexachlorobutadiene	µg/L	0.01		0.6(MAC)[#12]	0.6(MAC)[#12]	-	-	-	-	-	-	-	<0.01	-	-	-	-	-
SVOC	4-bromophenyl phenyl ether	µg/L	1				-	-	-	-	-	-	-	-	-	-	-	-	-
	4-nitroaniline	µg/L	1				-	-	-	-	-	-	-	-	-	-	-	-	-

						Location	WS04005	WS04005	WS04005	WS04005	WS04005	WS04006	WS04006	WS04006	WS04006	WS04006	WS04006	WS04006	WS04006
						Sampled_Date_Time	21/05/2020	08/07/2020	17/09/2020	04/11/2020	06/01/2021	04/12/2019	16/01/2020	18/02/2020	17/03/2020	14/04/2020	21/05/2020	07/07/2020	17/09/2020
						Sample_Depth_Avg	2	2.3	1.79	0.99	1.97	0.56	0.45	2	2	3	2.5	1.15	1
						Project_ID	LTC - Phase 2	LTC - Phase 2 LTM	LTC - Phase 2	LTC - Phase 2 LTM	LTC - Phase 2 LTM	LTC - Phase 2	LTC - Phase 2	LTC - Phase 2	LTC - Phase 2	LTC - Phase 2 LTM	LTC - Phase 2	LTC - Phase 2 LTM	LTC - Phase 2
				UK Drinking Water Standards	UK Estuaries and coastal waters EQS	UK Freshwater EQS													
Chem_Group	**Analyte**	**Units**	**MDL**																
	4-nitrophenol	µg/L	1				-	-	-	-	-	-	-	-	-	-	-	-	-
	2,4,5-trichlorophenol	µg/L	1				-	-	-	-	-	-	-	-	-	-	-	-	-
	2,4,6-trichlorophenol	µg/L	1				-	-	-	-	-	-	-	-	-	-	-	-	-
	2,4-dichlorophenol	µg/L	1		0.42[#2]	4.2[#2]	-	-	-	-	-	-	-	-	-	-	-	-	-
	2,4-dimethylphenol	µg/L	1				-	-	-	-	-	-	-	-	-	-	-	-	-
	2,4-dinitrotoluene	µg/L	1				-	-	-	-	-	-	-	-	-	-	-	-	-
	2,6-dinitrotoluene	µg/L	1				-	-	-	-	-	-	-	-	-	-	-	-	-
	2-chloronaphthalene	µg/L	1				-	-	-	-	-	-	-	-	-	-	-	-	-
	2-chlorophenol	µg/L	1		50[#4]	50[#4]	-	-	-	-	-	-	-	-	-	-	-	-	-
	2-methylnaphthalene	µg/L	1				-	-	-	-	-	-	-	-	-	-	-	-	-
	2-methylphenol	µg/L	1				-	-	-	-	-	-	-	-	-	-	-	-	-
	2-nitroaniline	µg/L	1				-	-	-	-	-	-	-	-	-	-	-	-	-
	2-nitrophenol	µg/L	1				-	-	-	-	-	-	-	-	-	-	-	-	-
	3-nitroaniline	µg/L	1				-	-	-	-	-	-	-	-	-	-	-	-	-
	4,6-Dinitro-2-methylphenol	µg/L					-	-	-	-	-	<0.3	<0.03	<0.03	-	-	-	-	-
	4-chloro-3-methylphenol	µg/L	1		40[#4]	40[#4]	-	-	-	-	-	-	-	-	-	-	-	-	-
	4-chloroaniline	µg/L	1				-	-	-	-	-	-	-	-	-	-	-	-	-
	4-chlorophenyl phenyl ether	µg/L	1				-	-	-	-	-	-	-	-	-	-	-	-	-
	4-methylphenol	µg/L	1				-	-	-	-	-	-	-	-	-	-	-	-	-
	Azobenzene	µg/L	1				-	-	-	-	-	-	-	-	-	-	-	-	-
	Bis(2-chloroethoxy) methane	µg/L	1				-	-	-	-	-	-	-	-	-	-	-	-	-
	Bis(2-chloroethyl)ether	µg/L	1				-	-	-	-	-	-	-	-	-	-	-	-	-
	Bis(2-ethylhexyl) phthalate	µg/L	2		1.3[#2]	1.3[#2]	-	-	-	-	-	-	-	-	-	-	-	-	-
	Butyl benzyl phthalate	µg/L	1		0.75[#2]	7.5[#2]	-	-	-	-	-	-	-	-	-	-	-	-	-
	Carbazole	µg/L	1				-	-	-	-	-	-	-	-	-	-	-	-	-
	Dibenzofuran	µg/L	1				-	-	-	-	-	-	-	-	-	-	-	-	-
	Diethylphthalate	µg/L	1		200[#4]	200[#4]	-	-	-	-	-	-	-	-	-	-	-	-	-

						Location	WS04005	WS04005	WS04005	WS04005	WS04005	WS04006	WS04006	WS04006	WS04006	WS04006	WS04006	WS04006	WS04006
						Sampled_Date_Time	21/05/2020	08/07/2020	17/09/2020	04/11/2020	06/01/2021	04/12/2019	16/01/2020	18/02/2020	17/03/2020	14/04/2020	21/05/2020	07/07/2020	17/09/2020
						Sample_Depth_Avg	2	2.3	1.79	0.99	1.97	0.56	0.45	2	2	3	2.5	1.15	1
						Project_ID	LTC - Phase 2	LTC - Phase 2 LTM	LTC - Phase 2	LTC - Phase 2 LTM	LTC - Phase 2 LTM	LTC - Phase 2	LTC - Phase 2	LTC - Phase 2	LTC - Phase 2	LTC - Phase 2 LTM	LTC - Phase 2	LTC - Phase 2 LTM	LTC - Phase 2
				UK Drinking Water Standards	UK Estuaries and coastal waters EQS	UK Freshwater EQS													
Chem_Group	**Analyte**	**Units**	**MDL**																
	Dimethyl phthalate	µg/L	1		800[#4]	800[#4]	-	-	-	-	-	-	-	-	-	-	-	-	-
	Di-n-butyl phthalate	µg/L	1		8[#4]	8[#4]	-	-	-	-	-	-	-	-	-	-	-	-	-
	Di-n-octyl phthalate	µg/L	5		20[#4]	20[#4]	-	-	-	-	-	-	-	-	-	-	-	-	-
	Hexachlorobenzene	µg/L	0.01		0.05(MAC)[#12]	0.05(MAC)[#12]	-	-	-	-	-	<0.01	<0.01	<0.01	-	-	-	-	-
	Hexachlorocyclopentadiene	µg/L	1				-	-	-	-	-	-	-	-	-	-	-	-	-
	Hexachloroethane	µg/L	1				-	-	-	-	-	-	-	-	-	-	-	-	-
	Isophorone	µg/L	1				-	-	-	-	-	-	-	-	-	-	-	-	-
	Nitrobenzene	µg/L	1				-	-	-	-	-	-	-	-	-	-	-	-	-
	N-nitrosodi-n-propylamine	µg/L	1				-	-	-	-	-	-	-	-	-	-	-	-	-
	Pentachlorobenzene	µg/L	0.01		0.0007[#2]	0.007[#2]	-	-	-	-	-	<0.01	<0.01	<0.01	-	-	-	-	-
	Pentachloronitrobenzene	µg/L	0.01				-	-	-	-	-	<0.01	<0.01	<0.01	-	-	-	-	-
	Pentachlorophenol	µg/L	1		0.4[#2]	0.4[#2]	-	-	-	-	-	-	-	-	-	-	-	-	-
PCB	Heptachlorobiphenyl, 2,3,3,4,4,5,5- (PCB 189)	µg/L	0.015				-	-	-	-	-	-	-	-	-	-	-	-	-
	Hexachlorobiphenyl, 2,3,3,4,4,5- (PCB 156)	µg/L	0.015				-	-	-	-	-	-	-	-	-	-	-	-	-
	Hexachlorobiphenyl, 2,3,3,4,4,5- (PCB 157)	µg/L	0.015				-	-	-	-	-	-	-	-	-	-	-	-	-
	Hexachlorobiphenyl, 2,3,4,4,5,5- (PCB 167)	µg/L	0.015				-	-	-	-	-	-	-	-	-	-	-	-	-
	Hexachlorobiphenyl, 3,3,4,4,5,5- (PCB 169)	µg/L	0.015				-	-	-	-	-	-	-	-	-	-	-	-	-
	PCB 101	µg/L	0.015				-	-	-	-	-	-	-	-	-	-	-	-	-
	PCB 118	µg/L	0.015				-	-	-	-	-	-	-	-	-	-	-	-	-
	PCB 138	µg/L	0.015				-	-	-	-	-	-	-	-	-	-	-	-	-
	PCB 153	µg/L	0.015				-	-	-	-	-	-	-	-	-	-	-	-	-
	PCB 180	µg/L	0.015				-	-	-	-	-	-	-	-	-	-	-	-	-
	PCB 28	µg/L	0.015				-	-	-	-	-	-	-	-	-	-	-	-	-
	PCB 52	µg/L	0.015				-	-	-	-	-	-	-	-	-	-	-	-	-
	Pentachlorobiphenyl, 2,3,3,4,4- (PCB 105)	µg/L	0.015				-	-	-	-	-	-	-	-	-	-	-	-	-
	Pentachlorobiphenyl, 2,3,4,4,5- (PCB 114)	µg/L	0.015				-	-	-	-	-	-	-	-	-	-	-	-	-
	Pentachlorobiphenyl, 2,3,4,4,5- (PCB 123)	µg/L	0.015				-	-	-	-	-	-	-	-	-	-	-	-	-

						Location	WS04005	WS04005	WS04005	WS04005	WS04005	WS04006	WS04006	WS04006	WS04006	WS04006	WS04006	WS04006	WS04006
						Sampled_Date_Time	21/05/2020	08/07/2020	17/09/2020	04/11/2020	06/01/2021	04/12/2019	16/01/2020	18/02/2020	17/03/2020	14/04/2020	21/05/2020	07/07/2020	17/09/2020
						Sample_Depth_Avg	2	2.3	1.79	0.99	1.97	0.56	0.45	2	2	3	2.5	1.15	1
						Project_ID	LTC - Phase 2	LTC - Phase 2 LTM	LTC - Phase 2	LTC - Phase 2 LTM	LTC - Phase 2 LTM	LTC - Phase 2	LTC - Phase 2	LTC - Phase 2	LTC - Phase 2	LTC - Phase 2 LTM	LTC - Phase 2	LTC - Phase 2 LTM	LTC - Phase 2
				UK Drinking Water Standards	UK Estuaries and coastal waters EQS	UK Freshwater EQS													
Chem_Group	**Analyte**	**Units**	**MDL**																
	Pentachlorobiphenyl, 3,3,4,4,5- (PCB 126)	µg/L	0.015				-	-	-	-	-	-	-	-	-	-	-	-	-
	Tetrachlorobiphenyl, 3,3,4,4- (PCB 77)	µg/L	0.015				-	-	-	-	-	-	-	-	-	-	-	-	-
	Tetrachlorobiphenyl, 3,4,4,5- (PCB 81)	µg/L	0.015				-	-	-	-	-	-	-	-	-	-	-	-	-
	Total PCB 7 Congeners	µg/L	0.105				-	-	-	-	-	-	-	-	-	-	-	-	-
Phenolics	Xylenols (Filtered)	µg/L	0.5				<0.5	0.91	<0.5	-	-	<0.5	<0.5	<0.5	<0.5	<0.5	<0.5	2.1	<0.5
	Cresol Total (Filtered)	µg/L	0.5				<0.5	<0.5	<0.5	-	-	<0.5	<0.5	<0.5	<0.5	<0.5	<0.5	<0.5	<0.5
	Phenol	µg/L	1	5800[#34]	7.7[#2]	7.7[#2]	-	-	-	-	-	-	-	-	-	-	-	-	-
	Phenol (Filtered)	µg/L	0.5	5800[#34]	7.7[#2]	7.7[#2]	<0.5	<0.5	<0.5	-	-	<0.5	<0.5	<0.5	<0.5	<0.5	<0.5	<0.5	<0.5
	Phenols Monohydric (Filtered)	µg/L	0.5				<0.5	0.91	<0.5	-	-	<0.5	<0.5	<0.5	<0.5	<0.5	<0.5	2.1	<0.5
Organotins	Tributyltin	µg/L	0.001		0.0002[#2]	0.0002[#2]	-	-	-	-	-	-	-	-	-	-	-	-	-
Biological	Coliforms Total (Confirmed)	CFU/100mL					-	-	-	-	-	-	-	-	-	-	-	-	-
	Coliforms Total (Presumptive)	CFU/100mL					-	-	-	-	-	-	-	-	-	-	-	-	-
	Escherichia coli (Confirmed)	CFU/100mL					-	-	-	-	-	-	-	-	-	-	-	-	-
	Escherichia coli (Presumptive)	CFU/100mL					-	-	-	-	-	-	-	-	-	-	-	-	-
	Faecal streptococci (Confirmed)	CFU/100mL					-	-	-	-	-	-	-	-	-	-	-	-	-
	Faecal streptococci (Presumptive)	CFU/100mL					-	-	-	-	-	-	-	-	-	-	-	-	-
	Faecal Streptococci cfu/100ml	cfu/100ml										-	-						
	Coliform	cfu/100 ml										-	-						
	Salmonella	Detect					-	-	-	-	-	-	-	-	-	-	-	-	-
Pesticides	1-(3.4-Dichlorophenyl) urea (DCPU)	µg/l					-	-	-	-	-	<0.02	<0.02	<0.02	-	-	-	-	-
	2-(4-Chlorophenoxy)propionic acid, 4-CPP	µg/l					-	-	-	-	-	<0.1	<0.01	<0.01	-	-	-	-	-
	2-amino-N-(isopropyl)benzamide	µg/l					-	-	-	-	-	<0.02	<0.02	<0.02	-	-	-	-	-
	2-Chloro-2.6-diethylacetanilide	µg/l					-	-	-	-	-	<0.01	<0.01	<0.01	-	-	-	-	-
	Acibenzolar-S-methyl	µg/l					-	-	-	-	-	<0.03	<0.03	<0.03	-	-	-	-	-
	Aminopyralid	µg/l					-	-	-	-	-	<0.5	<0.05	<0.05	-	-	-	-	-
	Azoxystrobin	µg/L					-	-	-	-	-	<0.01	<0.01	<0.01	-	-	-	-	-
	BAM	µg/l					-	-	-	-	-	<0.01	<0.01	<0.01	-	-	-	-	-

						Location	WS04005	WS04005	WS04005	WS04005	WS04005	WS04006	WS04006	WS04006	WS04006	WS04006	WS04006	WS04006	WS04006
						Sampled_Date_Time	21/05/2020	08/07/2020	17/09/2020	04/11/2020	06/01/2021	04/12/2019	16/01/2020	18/02/2020	17/03/2020	14/04/2020	21/05/2020	07/07/2020	17/09/2020
						Sample_Depth_Avg	2	2.3	1.79	0.99	1.97	0.56	0.45	2	2	3	2.5	1.15	1
						Project_ID	LTC - Phase 2	LTC - Phase 2 LTM	LTC - Phase 2	LTC - Phase 2 LTM	LTC - Phase 2 LTM	LTC - Phase 2	LTC - Phase 2	LTC - Phase 2	LTC - Phase 2	LTC - Phase 2 LTM	LTC - Phase 2	LTC - Phase 2 LTM	LTC - Phase 2
				UK Drinking Water Standards	UK Estuaries and coastal waters EQS	UK Freshwater EQS													
Chem_Group	**Analyte**	**Units**	**MDL**																
	Benalaxyl	µg/l					-	-	-	-	-	<0.02	<0.02	<0.02	-	-	-	-	-
	Bentazone methyl	µg/l					-	-	-	-	-	<0.03	<0.03	<0.03	-	-	-	-	-
	Bifenox	µg/L					-	-	-	-	-	<0.04	<0.04	<0.04	-	-	-	-	-
	Bitertanol	µg/l					-	-	-	-	-	<0.02	<0.02	<0.02	-	-	-	-	-
	Boscalid	µg/l					-	-	-	-	-	<0.01	<0.01	<0.01	-	-	-	-	-
	Cadusafos	µg/l					-	-	-	-	-	<0.02	<0.02	<0.02	-	-	-	-	-
	Carfentrazone-ethyl	µg/L					-	-	-	-	-	<0.04	<0.04	<0.04	-	-	-	-	-
	Chloridazon-desphenyl	µg/l					-	-	-	-	-	<0.03	<0.03	<0.03	-	-	-	-	-
	Chloridazon-methyl desphenyl	µg/l					-	-	-	-	-	<0.05	<0.05	<0.05	-	-	-	-	-
	Chlorotoluron-desmethyl	µg/l					-	-	-	-	-	<0.02	<0.02	<0.02	-	-	-	-	-
	Chlorpropham	µg/L			10[#4]	10[#4]	-	-	-	-	-	<0.05	<0.05	<0.05	-	-	-	-	-
	Clodinafop	µg/l					-	-	-	-	-	<0.03	<0.03	<0.03	-	-	-	-	-
	Clomeprop	µg/l					-	-	-	-	-	<0.01	<0.01	<0.01	-	-	-	-	-
	Crimidine	µg/l					-	-	-	-	-	<0.03	<0.03	<0.03	-	-	-	-	-
	Cybutryne (Irgarol)	µg/l					-	-	-	-	-	<0.01	<0.01	<0.01	-	-	-	-	-
	Cyprazine	µg/l					-	-	-	-	-	<0.02	<0.02	<0.02	-	-	-	-	-
	Cyprodinil	µg/L					-	-	-	-	-	<0.02	<0.02	<0.02	-	-	-	-	-
	Dichlofenthion	µg/l					-	-	-	-	-	<0.05	<0.05	<0.05	-	-	-	-	-
	Dichlormid	µg/l					-	-	-	-	-	<0.05	<0.05	<0.05	-	-	-	-	-
	Diethofencarb	µg/l					-	-	-	-	-	<0.02	<0.02	<0.02	-	-	-	-	-
	Difenacoum	µg/l					-	-	-	-	-	<0.02	<0.02	<0.02	-	-	-	-	-
	Dimefuron	µg/l					-	-	-	-	-	<0.02	<0.02	<0.02	-	-	-	-	-
	Dimethachlo	µg/l					-	-	-	-	-	<0.01	<0.01	<0.01	-	-	-	-	-
	Dimethenamid	µg/l					-	-	-	-	-	<0.01	<0.01	<0.01	-	-	-	-	-
	Dimethomorph	µg/l					-	-	-	-	-	<0.01	<0.01	<0.01	-	-	-	-	-
	Dinoterb	µg/l					-	-	-	-	-	<0.4	<0.04	<0.04	-	-	-	-	-
	Diuron desmethyl (DCPMU)	µg/l					-	-	-	-	-	<0.03	<0.03	<0.03	-	-	-	-	-

						Location	WS04005	WS04005	WS04005	WS04005	WS04005	WS04006	WS04006	WS04006	WS04006	WS04006	WS04006	WS04006	WS04006
						Sampled_Date_Time	21/05/2020	08/07/2020	17/09/2020	04/11/2020	06/01/2021	04/12/2019	16/01/2020	18/02/2020	17/03/2020	14/04/2020	21/05/2020	07/07/2020	17/09/2020
						Sample_Depth_Avg	2	2.3	1.79	0.99	1.97	0.56	0.45	2	2	3	2.5	1.15	1
						Project_ID	LTC - Phase 2	LTC - Phase 2 LTM	LTC - Phase 2	LTC - Phase 2 LTM	LTC - Phase 2 LTM	LTC - Phase 2	LTC - Phase 2	LTC - Phase 2	LTC - Phase 2	LTC - Phase 2 LTM	LTC - Phase 2	LTC - Phase 2 LTM	LTC - Phase 2
				UK Drinking Water Standards	UK Estuaries and coastal waters EQS	UK Freshwater EQS													
Chem_Group	**Analyte**	**Units**	**MDL**																
	Epoxiconazole	µg/l					-	-	-	-	-	<0.03	<0.03	<0.03	-	-	-	-	-
	Etrimphos	µg/L	0.01				-	-	-	-	-	<0.01	<0.01	<0.01	-	-	-	-	-
	Fenoxaprop	µg/l					-	-	-	-	-	<0.03	<0.03	<0.03	-	-	-	-	-
	Fenpropidin	µg/l					-	-	-	-	-	<0.02	<0.02	<0.02	-	-	-	-	-
	Fenuron	µg/l					-	-	-	-	-	<0.01	<0.01	<0.01	-	-	-	-	-
	Fipronil	µg/L					-	-	-	-	-	<0.05	<0.05	<0.05	-	-	-	-	-
	Florasulam	µg/l					-	-	-	-	-	<0.02	<0.02	<0.02	-	-	-	-	-
	Fluazifop	µg/l					-	-	-	-	-	<0.02	<0.02	<0.02	-	-	-	-	-
	Fluazifop-P-butyl	µg/L					-	-	-	-	-	<0.02	<0.02	<0.02	-	-	-	-	-
	Foramsulfuron	µg/l					-	-	-	-	-	<0.01	<0.01	<0.01	-	-	-	-	-
	Furathiocarb	µg/l					-	-	-	-	-	<0.02	<0.02	<0.02	-	-	-	-	-
	Haloxyfop	µg/l					-	-	-	-	-	<0.03	<0.03	<0.03	-	-	-	-	-
	Haloxyfop-p-methyl	µg/l					-	-	-	-	-	<0.03	<0.03	<0.03	-	-	-	-	-
	Heptachlor epoxide	µg/L	0.01	0.03[#1]			-	-	-	-	-	<0.01	<0.01	<0.01	-	-	-	-	-
	Imazamox	µg/l					-	-	-	-	-	<0.01	<0.01	<0.01	-	-	-	-	-
	Indoxacarb	µg/L					-	-	-	-	-	<0.05	<0.05	<0.05	-	-	-	-	-
	Isoproturon-desmethyl	µg/l					-	-	-	-	-	<0.02	<0.02	<0.02	-	-	-	-	-
	Isoproturon-monodesmethyl	µg/l					-	-	-	-	-	<0.02	<0.02	<0.02	-	-	-	-	-
	Isopyrazam	µg/l					-	-	-	-	-	<0.03	<0.03	<0.03	-	-	-	-	-
	Kresoxim-methyl	µg/l					-	-	-	-	-	<0.03	<0.03	<0.03	-	-	-	-	-
	Malaoxon	µg/l					-	-	-	-	-	<0.02	<0.02	<0.02	-	-	-	-	-
	Mandipropamid	µg/l					-	-	-	-	-	-	-	<0.02	-	-	-	-	-
	Mecarbam	µg/l					-	-	-	-	-	<0.02	<0.02	<0.02	-	-	-	-	-
	Mesotrione	µg/l					-	-	-	-	-	<0.05	<0.05	<0.05	-	-	-	-	-
	Metconazole	µg/l					-	-	-	-	-	<0.02	<0.02	<0.02	-	-	-	-	-
	Metribuzin-desamino	µg/l					-	-	-	-	-	<0.01	<0.01	<0.01	-	-	-	-	-
	Naptalam	µg/l					-	-	-	-	-	<0.03	<0.03	<0.03	-	-	-	-	-

						Location	WS04005	WS04005	WS04005	WS04005	WS04005	WS04006	WS04006	WS04006	WS04006	WS04006	WS04006	WS04006	WS04006
						Sampled_Date_Time	21/05/2020	08/07/2020	17/09/2020	04/11/2020	06/01/2021	04/12/2019	16/01/2020	18/02/2020	17/03/2020	14/04/2020	21/05/2020	07/07/2020	17/09/2020
						Sample_Depth_Avg	2	2.3	1.79	0.99	1.97	0.56	0.45	2	2	3	2.5	1.15	1
						Project_ID	LTC - Phase 2	LTC - Phase 2 LTM	LTC - Phase 2	LTC - Phase 2 LTM	LTC - Phase 2 LTM	LTC - Phase 2	LTC - Phase 2	LTC - Phase 2	LTC - Phase 2	LTC - Phase 2 LTM	LTC - Phase 2	LTC - Phase 2 LTM	LTC - Phase 2
				UK Drinking Water Standards	UK Estuaries and coastal waters EQS	UK Freshwater EQS													
Chem_Group	**Analyte**	**Units**	**MDL**																
	Nicosulfuron	µg/l					-	-	-	-	-	<0.01	<0.01	<0.01	-	-	-	-	-
	Nuarimol	µg/l					-	-	-	-	-	<0.02	<0.02	<0.02	-	-	-	-	-
	Oxadixyl	µg/l					-	-	-	-	-	<0.03	<0.03	<0.03	-	-	-	-	-
	Paraoxon-ethyl	µg/l					-	-	-	-	-	<0.02	<0.02	<0.02	-	-	-	-	-
	Parathion-ethyl	µg/l					-	-	-	-	-	<0.05	<0.05	<0.05	-	-	-	-	-
	Penconazole	µg/l					-	-	-	-	-	<0.02	<0.02	<0.02	-	-	-	-	-
	Pencycuron	µg/l					-	-	-	-	-	<0.02	<0.02	<0.02	-	-	-	-	-
	Phosphamidon II (E)	µg/l	0.01				-	-	-	-	-	<0.01	<0.01	<0.01	-	-	-	-	-
	Pretilachlor	µg/l					-	-	-	-	-	<0.02	<0.02	<0.02	-	-	-	-	-
	Primisulfuron-methyl	µg/l					-	-	-	-	-	<0.02	<0.02	<0.02	-	-	-	-	-
	Prodiamine	µg/l					-	-	-	-	-	<0.05	<0.05	<0.05	-	-	-	-	-
	Propaquizafop	µg/l					-	-	-	-	-	<0.03	<0.03	<0.03	-	-	-	-	-
	Propetamphos	µg/L	0.01		0.03[#4]	0.03[#4]	-	-	-	-	-	-	-	<0.01	-	-	-	-	-
	Prosulfocarb	µg/l					-	-	-	-	-	<0.01	<0.01	<0.01	-	-	-	-	-
	Prothioconazole	µg/l					-	-	-	-	-	<0.05	<0.05	<0.05	-	-	-	-	-
	Pyribenzoxim	µg/l					-	-	-	-	-	<0.05	<0.05	<0.05	-	-	-	-	-
	Quinmerac	µg/l					-	-	-	-	-	<0.01	<0.01	<0.01	-	-	-	-	-
	Quizalofop	µg/l					-	-	-	-	-	<0.05	<0.05	<0.05	-	-	-	-	-
	Rimsulfuron	µg/l					-	-	-	-	-	<0.01	<0.01	<0.01	-	-	-	-	-
	Sebuthylazine	µg/l					-	-	-	-	-	<0.01	<0.01	<0.01	-	-	-	-	-
	Simazine-2-hydroxy	µg/l					-	-	-	-	-	<0.01	<0.01	<0.01	-	-	-	-	-
	Sodium Acifluorfen	µg/L					-	-	-	-	-	<0.1	<0.01	<0.01	-	-	-	-	-
	Sulfosulfuron	µg/l					-	-	-	-	-	<0.01	<0.01	<0.01	-	-	-	-	-
	Tecnazene	µg/L	0.01		1[#4]	1[#4]	-	-	-	-	-	-	-	<0.01	-	-	-	-	-
	Teflubenzuron	µg/l					-	-	-	-	-	<0.03	<0.03	<0.03	-	-	-	-	-
	Terbuthylazine-desethyl	µg/l					-	-	-	-	-	<0.01	<0.01	<0.01	-	-	-	-	-
	Terbuthylazine-desethyl-2-hydroxy	µg/l					-	-	-	-	-	<0.01	<0.01	<0.01	-	-	-	-	-

						Location	WS04005	WS04005	WS04005	WS04005	WS04005	WS04006	WS04006	WS04006	WS04006	WS04006	WS04006	WS04006	WS04006
						Sampled_Date_Time	21/05/2020	08/07/2020	17/09/2020	04/11/2020	06/01/2021	04/12/2019	16/01/2020	18/02/2020	17/03/2020	14/04/2020	21/05/2020	07/07/2020	17/09/2020
						Sample_Depth_Avg	2	2.3	1.79	0.99	1.97	0.56	0.45	2	2	3	2.5	1.15	1
						Project_ID	LTC - Phase 2	LTC - Phase 2 LTM	LTC - Phase 2	LTC - Phase 2 LTM	LTC - Phase 2 LTM	LTC - Phase 2	LTC - Phase 2	LTC - Phase 2	LTC - Phase 2	LTC - Phase 2 LTM	LTC - Phase 2	LTC - Phase 2 LTM	LTC - Phase 2
				UK Drinking Water Standards	UK Estuaries and coastal waters EQS	UK Freshwater EQS													
Chem_Group	**Analyte**	**Units**	**MDL**																
	Terbuthylazine-hydroxy	µg/l					-	-	-	-	-	<0.01	<0.01	<0.01	-	-	-	-	-
	Thiabendazole	µg/L			5[#4]	5[#4]	-	-	-	-	-	<0.03	<0.03	<0.03	-	-	-	-	-
	Thiamethoxam	µg/L					-	-	-	-	-	<0.01	<0.01	<0.01	-	-	-	-	-
	Tribenuron-methyl	µg/L					-	-	-	-	-	<0.01	<0.01	<0.01	-	-	-	-	-
	Trietazine	µg/L	0.01				-	-	-	-	-	<0.01	<0.01	<0.01	-	-	-	-	-
	Trifloxysulfuron-sodium	µg/l					-	-	-	-	-	<0.01	<0.01	<0.01	-	-	-	-	-
	Triflusulfuron-methyl	µg/l					-	-	-	-	-	<0.01	<0.01	<0.01	-	-	-	-	-
	Triforine	µg/l					-	-	-	-	-	<0.05	<0.05	<0.05	-	-	-	-	-
	Triticonazole	µg/l					-	-	-	-	-	<0.01	<0.01	<0.01	-	-	-	-	-
	Desmetryn	mg/L					-	-	-	-	-	<0.00001	<0.00001	<0.00001	-	-	-	-	-
	Simetryn	mg/L					-	-	-	-	-	<0.00001	<0.00001	<0.00001	-	-	-	-	-
	Clothianidin	µg/L					-	-	-	-	-	<0.01	<0.01	<0.01	-	-	-	-	-
	Cymoxanil	µg/L					-	-	-	-	-	<0.05	<0.05	<0.05	-	-	-	-	-
	Fluazifop-butyl	µg/L					-	-	-	-	-	<0.02	<0.02	<0.02	-	-	-	-	-
	Imazamethabenz-methyl	µg/L					-	-	-	-	-	<0.01	<0.01	<0.01	-	-	-	-	-
	Mesosulfuron-methyl	µg/L					-	-	-	-	-	<0.02	<0.02	<0.02	-	-	-	-	-
	Metamitron	µg/L					-	-	-	-	-	<0.03	<0.03	<0.03	-	-	-	-	-
	Metobromuron	µg/L					-	-	-	-	-	<0.03	<0.03	<0.03	-	-	-	-	-
	Monuron	µg/L					-	-	-	-	-	<0.02	<0.02	<0.02	-	-	-	-	-
	Secbumeton	µg/L					-	-	-	-	-	<0.01	<0.01	<0.01	-	-	-	-	-
	Spiroxamine	µg/L					-	-	-	-	-	<0.01	<0.01	<0.01	-	-	-	-	-
	Clomazon	µg/L					-	-	-	-	-	<0.01	<0.01	<0.01	-	-	-	-	-
	Metazachlor	µg/L	0.01				-	-	-	-	-	<0.01	<0.01	<0.01	-	-	-	-	-
	Methabenzthiazuran	µg/L					-	-	-	-	-	<0.01	<0.01	<0.01	-	-	-	-	-
	Iprovalicarb	µg/L					-	-	-	-	-	<0.01	<0.01	<0.01	-	-	-	-	-
	Chloroxuron	µg/L					-	-	-	-	-	<0.01	<0.01	<0.01	-	-	-	-	-
	Neburon	µg/L					-	-	-	-	-	<0.01	<0.01	<0.01	-	-	-	-	-

						Location	WS04005	WS04005	WS04005	WS04005	WS04005	WS04006	WS04006	WS04006	WS04006	WS04006	WS04006	WS04006	WS04006
						Sampled_Date_Time	21/05/2020	08/07/2020	17/09/2020	04/11/2020	06/01/2021	04/12/2019	16/01/2020	18/02/2020	17/03/2020	14/04/2020	21/05/2020	07/07/2020	17/09/2020
						Sample_Depth_Avg	2	2.3	1.79	0.99	1.97	0.56	0.45	2	2	3	2.5	1.15	1
						Project_ID	LTC - Phase 2	LTC - Phase 2 LTM	LTC - Phase 2	LTC - Phase 2 LTM	LTC - Phase 2 LTM	LTC - Phase 2	LTC - Phase 2	LTC - Phase 2	LTC - Phase 2	LTC - Phase 2 LTM	LTC - Phase 2	LTC - Phase 2 LTM	LTC - Phase 2
				UK Drinking Water Standards	UK Estuaries and coastal waters EQS	UK Freshwater EQS													
Chem_Group	**Analyte**	**Units**	**MDL**																
	Metribuzin	µg/L					-	-	-	-	-	<0.03	<0.03	<0.03	-	-	-	-	-
	2,3,6-Trichlorobenzoic Acid (Tba)	µg/L					-	-	-	-	-	<1	<2	<1	-	-	-	-	-
	2,4,5-Trichlorophenoxy Acetic Acid	µg/L					-	-	-	-	-	<0.1	<0.01	<0.01	-	-	-	-	-
	2,4,5-TP (Silvex)	µg/L					-	-	-	-	-	<0.1	<0.01	<0.01	-	-	-	-	-
	Pyrimethanil	µg/L					-	-	-	-	-	<0.02	<0.02	<0.02	-	-	-	-	-
	Hedonal	µg/L			0.3[#2]	0.3[#2]	-	-	-	-	-	<0.1	<0.01	<0.01	-	-	-	-	-
	2,4-DDT	µg/L	0.01		0.00625[#42]	0.00625[#42]	-	-	-	-	-	<0.01	<0.01	<0.01	-	-	-	-	-
	Propachlor	µg/L	0.01				-	-	-	-	-	<0.01	<0.01	<0.01	-	-	-	-	-
	Propamocarb	µg/L					-	-	-	-	-	<0.03	<0.03	<0.03	-	-	-	-	-
	2,4-Dichlorprop	µg/L					-	-	-	-	-	<0.1	<0.01	<0.01	-	-	-	-	-
	3-Hydroxy Carbofuran	µg/L					-	-	-	-	-	<0.01	<0.01	<0.01	-	-	-	-	-
	4-(2,4-Dichlorophenoxy)butyric Acid (2,4-DB)	µg/L					-	-	-	-	-	<0.2	<0.02	<0.02	-	-	-	-	-
	4,4-DDE	µg/L	0.01		0.00625[#42]	0.00625[#42]	-	-	-	-	-	<0.01	<0.01	<0.01	-	-	-	-	-
	4-Bromo-3,5-dimethylphenyl-N-methylcarbamate	µg/L					-	-	-	-	-	<0.02	<0.02	<0.02	-	-	-	-	-
	a-BHC	µg/L	0.01				-	-	-	-	-	<0.01	<0.01	<0.01	-	-	-	-	-
	Acetochlor	µg/L					-	-	-	-	-	<0.03	<0.03	<0.03	-	-	-	-	-
	Aldicarb	µg/L					-	-	-	-	-	<0.05	<0.05	<0.05	-	-	-	-	-
	Aldicarb sulfone	µg/L					-	-	-	-	-	<0.01	<0.01	<0.01	-	-	-	-	-
	Aldrin	µg/L	0.01	0.03[#1]	0.00125[#43]	0.0025[#44]	-	-	-	-	-	<0.01	<0.01	<0.01	-	-	-	-	-
	Ametryn	µg/L					-	-	-	-	-	<0.01	<0.01	<0.01	-	-	-	-	-
	Amidosulfuron	µg/L					-	-	-	-	-	<0.02	<0.02	<0.02	-	-	-	-	-
	Acetamiprid	µg/L					-	-	-	-	-	<0.01	<0.01	<0.01	-	-	-	-	-
	Aclonifen	µg/L					-	-	-	-	-	<0.03	<0.03	<0.03	-	-	-	-	-
	Actril (Ioxynil)	µg/L			10[#4]	10[#4]	-	-	-	-	-	<0.1	<0.01	<0.01	-	-	-	-	-
	Atraton	µg/L					-	-	-	-	-	<0.01	<0.01	<0.01	-	-	-	-	-
	Atrazine	µg/L	0.01		0.6[#2]	0.6[#2]	-	-	-	-	-	<0.01	<0.01	<0.01	-	-	-	-	-
	Azinophos methyl	µg/L	0.02		0.01[#8]	0.01[#8]	-	-	-	-	-	<0.04	<0.04	<0.02	-	-	-	-	-

						Location	WS04005	WS04005	WS04005	WS04005	WS04005	WS04006	WS04006	WS04006	WS04006	WS04006	WS04006	WS04006	WS04006
						Sampled_Date_Time	21/05/2020	08/07/2020	17/09/2020	04/11/2020	06/01/2021	04/12/2019	16/01/2020	18/02/2020	17/03/2020	14/04/2020	21/05/2020	07/07/2020	17/09/2020
						Sample_Depth_Avg	2	2.3	1.79	0.99	1.97	0.56	0.45	2	2	3	2.5	1.15	1
						Project_ID	LTC - Phase 2	LTC - Phase 2 LTM	LTC - Phase 2	LTC - Phase 2 LTM	LTC - Phase 2 LTM	LTC - Phase 2	LTC - Phase 2	LTC - Phase 2	LTC - Phase 2	LTC - Phase 2 LTM	LTC - Phase 2	LTC - Phase 2 LTM	LTC - Phase 2
				UK Drinking Water Standards	UK Estuaries and coastal waters EQS	UK Freshwater EQS													
Chem_Group	**Analyte**	**Units**	**MDL**																
	Baygon	µg/L					-	-	-	-	-	<0.01	<0.01	<0.01	-	-	-	-	-
	b-BHC	µg/L	0.01				-	-	-	-	-	<0.01	<0.01	<0.01	-	-	-	-	-
	Benazolin	µg/L					-	-	-	-	-	<0.5	<0.05	<0.05	-	-	-	-	-
	Bendiocarb	µg/L					-	-	-	-	-	<0.01	<0.01	<0.01	-	-	-	-	-
	Bentazone	µg/L			500[#4]	500[#4]	-	-	-	-	-	<0.1	<0.01	<0.01	-	-	-	-	-
	Bidrin	µg/L					-	-	-	-	-	<0.01	<0.01	<0.01	-	-	-	-	-
	Bromacil	µg/L					-	-	-	-	-	<0.01	<0.01	<0.01	-	-	-	-	-
	Bromazil	µg/L					-	-	-	-	-	<0.03	<0.03	<0.03	-	-	-	-	-
	Bromophos-ethyl	µg/L					-	-	-	-	-	<0.03	<0.03	<0.03	-	-	-	-	-
	Bromoxynil	µg/L			100[#4]	100[#4]	-	-	-	-	-	<0.1	<0.01	<0.01	-	-	-	-	-
	Carbaryl	µg/L					-	-	-	-	-	<0.01	<0.01	<0.01	-	-	-	-	-
	Carbendazim	µg/L				0.15[#4]	-	-	-	-	-	<0.01	<0.01	<0.01	-	-	-	-	-
	Carbetamide	µg/L					-	-	-	-	-	<0.01	<0.01	<0.01	-	-	-	-	-
	Carbofuran	µg/L					-	-	-	-	-	<0.01	<0.01	<0.01	-	-	-	-	-
	Carbophenothion	µg/L	0.01				-	-	-	-	-	-	-	<0.01	-	-	-	-	-
	Carboxin	µg/L					-	-	-	-	-	<0.02	<0.02	<0.02	-	-	-	-	-
	Chlorbromuron	µg/L					-	-	-	-	-	<0.01	<0.01	<0.01	-	-	-	-	-
	Chlordane (cis)	µg/L	0.01				-	-	-	-	-	<0.01	<0.01	<0.01	-	-	-	-	-
	Azinphos Ethyl	µg/L	0.02				-	-	-	-	-	<0.04	<0.04	<0.02	-	-	-	-	-
	Chlordane (trans)	µg/L	0.01				-	-	-	-	-	<0.01	<0.01	<0.01	-	-	-	-	-
	Chlorfenvinphos	µg/L	0.01		0.1[#2]	0.1[#2]	-	-	-	-	-	<0.01	<0.01	<0.01	-	-	-	-	-
	Chloridazon	µg/L					-	-	-	-	-	<0.01	<0.01	<0.01	-	-	-	-	-
	Chlorotoluron	µg/L			2[#4]	2[#4]	-	-	-	-	-	<0.01	<0.01	<0.01	-	-	-	-	-
	Chlorpyrifos	µg/L	0.01		0.03[#2]		-	-	-	-	-	<0.005	<0.005	<0.005	-	-	-	-	-
	Chlorpyrifos-methyl	µg/L	0.01				-	-	-	-	-	<0.01	<0.01	<0.01	-	-	-	-	-
	Chlorsulfuron	µg/L					-	-	-	-	-	-	-	<0.01	-	-	-	-	-
	Clopyralid	µg/L					-	-	-	-	-	<0.3	<0.03	<0.03	-	-	-	-	-

						Location	WS04005	WS04005	WS04005	WS04005	WS04005	WS04006	WS04006	WS04006	WS04006	WS04006	WS04006	WS04006	WS04006
						Sampled_Date_Time	21/05/2020	08/07/2020	17/09/2020	04/11/2020	06/01/2021	04/12/2019	16/01/2020	18/02/2020	17/03/2020	14/04/2020	21/05/2020	07/07/2020	17/09/2020
						Sample_Depth_Avg	2	2.3	1.79	0.99	1.97	0.56	0.45	2	2	3	2.5	1.15	1
						Project_ID	LTC - Phase 2	LTC - Phase 2 LTM	LTC - Phase 2	LTC - Phase 2 LTM	LTC - Phase 2 LTM	LTC - Phase 2	LTC - Phase 2	LTC - Phase 2	LTC - Phase 2	LTC - Phase 2 LTM	LTC - Phase 2	LTC - Phase 2 LTM	LTC - Phase 2
				UK Drinking Water Standards	UK Estuaries and coastal waters EQS	UK Freshwater EQS													
Chem_Group	**Analyte**	**Units**	**MDL**																
	Coumaphos	µg/L	0.01		0.03[#4]	0.03[#4]	-	-	-	-	-	<0.01	<0.01	<0.01	-	-	-	-	-
	Cyanazine	µg/L	0.01				-	-	-	-	-	<0.01	<0.01	<0.01	-	-	-	-	-
	Cyproconazole	µg/L					-	-	-	-	-	<0.01	<0.01	<0.01	-	-	-	-	-
	Cyromazine	µg/L					-	-	-	-	-	<0.05	<0.05	<0.05	-	-	-	-	-
	d-BHC	µg/L	0.01				-	-	-	-	-	<0.01	<0.01	<0.01	-	-	-	-	-
	DDD	µg/L	0.01		0.00625[#42]	0.00625[#42]	-	-	-	-	-	<0.01	<0.01	<0.01	-	-	-	-	-
	DDT	µg/L	0.01		0.01[#45]	0.01[#45]	-	-	-	-	-	<0.02	<0.01	<0.01	-	-	-	-	-
	Deisopropylatrazine	µg/L					-	-	-	-	-	<0.01	<0.01	<0.01	-	-	-	-	-
	Chlorothalonil	µg/L	0.01			0.035[#2]	-	-	-	-	-	<0.01	<0.01	<0.01	-	-	-	-	-
	Deethylatrazine	µg/L					-	-	-	-	-	<0.01	<0.01	<0.01	-	-	-	-	-
	Demeton-S-methyl	µg/L	0.01				-	-	-	-	-	-	-	<0.01	-	-	-	-	-
	Diazinon	µg/L	0.01		0.01[#2]	0.01[#2]	-	-	-	-	-	<0.01	<0.01	<0.01	-	-	-	-	-
	Dicamba	µg/L					-	-	-	-	-	<0.3	<0.03	<0.03	-	-	-	-	-
	Dichlobenil	µg/L	0.01				-	-	-	-	-	-	-	<0.01	-	-	-	-	-
	Dichlorvos	µg/L	0.01		0.04[#4]	0.001[#4]	-	-	-	-	-	<0.01	<0.01	<0.01	-	-	-	-	-
	Diclofop	µg/L					-	-	-	-	-	<0.2	<0.02	<0.02	-	-	-	-	-
	Dieldrin	µg/L	0.01	0.03[#1]	0.00125[#43]	0.0025[#44]	-	-	-	-	-	<0.01	<0.01	<0.01	-	-	-	-	-
	Difenoconazole	µg/L					-	-	-	-	-	<0.02	<0.02	<0.02	-	-	-	-	-
	Difenoxuron	µg/L					-	-	-	-	-	<0.02	<0.02	<0.02	-	-	-	-	-
	Diflubenzuron	µg/L			0.005[#4]	0.001[#4]	-	-	-	-	-	<0.02	<0.02	<0.02	-	-	-	-	-
	Diflufenican	µg/L					-	-	-	-	-	<0.01	<0.01	<0.01	-	-	-	-	-
	Dimethoate	µg/L	0.01		0.48[#2]	0.48[#2]	-	-	-	-	-	<0.01	<0.01	<0.01	-	-	-	-	-
	Dinoseb	µg/L					-	-	-	-	-	<0.2	<0.02	<0.02	-	-	-	-	-
	Disulfoton	µg/L	0.01				-	-	-	-	-	-	-	<0.01	-	-	-	-	-
	Diuron	µg/L			0.2[#2]	0.2[#2]	-	-	-	-	-	<0.01	<0.01	<0.01	-	-	-	-	-
	Endosulfan I	µg/L	0.01				-	-	-	-	-	<0.01	<0.01	<0.01	-	-	-	-	-
	Endosulfan II	µg/L	0.02				-	-	-	-	-	<0.02	<0.02	<0.02	-	-	-	-	-

						Location	WS04005	WS04005	WS04005	WS04005	WS04005	WS04006	WS04006	WS04006	WS04006	WS04006	WS04006	WS04006	WS04006
						Sampled_Date_Time	21/05/2020	08/07/2020	17/09/2020	04/11/2020	06/01/2021	04/12/2019	16/01/2020	18/02/2020	17/03/2020	14/04/2020	21/05/2020	07/07/2020	17/09/2020
						Sample_Depth_Avg	2	2.3	1.79	0.99	1.97	0.56	0.45	2	2	3	2.5	1.15	1
						Project_ID	LTC - Phase 2	LTC - Phase 2 LTM	LTC - Phase 2	LTC - Phase 2 LTM	LTC - Phase 2 LTM	LTC - Phase 2	LTC - Phase 2	LTC - Phase 2	LTC - Phase 2	LTC - Phase 2 LTM	LTC - Phase 2	LTC - Phase 2 LTM	LTC - Phase 2
				UK Drinking Water Standards	UK Estuaries and coastal waters EQS	UK Freshwater EQS													
Chem_Group	**Analyte**	**Units**	**MDL**																
	Endosulfan sulphate	µg/L	0.02				-	-	-	-	-	-	-	<0.02	-	-	-	-	-
	Endrin	µg/L	0.01		0.00125[#43]	0.0025[#44]	-	-	-	-	-	<0.01	<0.01	<0.01	-	-	-	-	-
	s-Ethyl dipropylthiocarbamate	µg/L					-	-	-	-	-	<0.02	<0.02	<0.02	-	-	-	-	-
	Ethiofencarb	µg/L					-	-	-	-	-	<0.02	<0.02	<0.02	-	-	-	-	-
	Ethion	µg/L	0.01				-	-	-	-	-	<0.02	<0.02	<0.01	-	-	-	-	-
	Ethoprop	µg/L					-	-	-	-	-	<0.02	<0.02	<0.02	-	-	-	-	-
	Ethofumesate	µg/L					-	-	-	-	-	<0.01	<0.01	<0.01	-	-	-	-	-
	Etridiazole	µg/L	0.01				-	-	-	-	-	<0.01	<0.01	<0.01	-	-	-	-	-
	Fenamiphos	µg/L					-	-	-	-	-	<0.02	<0.02	<0.02	-	-	-	-	-
	Fenarimol	µg/L					-	-	-	-	-	<0.03	<0.03	<0.03	-	-	-	-	-
	Fenitrothion	µg/L	0.01		0.01[#4]	0.01[#4]	-	-	-	-	-	<0.01	<0.02	<0.01	-	-	-	-	-
	Fensulfothion	µg/L					-	-	-	-	-	<0.02	<0.02	<0.02	-	-	-	-	-
	Fenhexamid	µg/L					-	-	-	-	-	<0.03	<0.03	<0.03	-	-	-	-	-
	Fenoxycarb	µg/L					-	-	-	-	-	<0.02	<0.02	<0.02	-	-	-	-	-
	Fenthion	µg/L	0.01				-	-	-	-	-	<0.01	<0.01	<0.01	-	-	-	-	-
	Fenpropimorf	µg/L					-	-	-	-	-	<0.01	<0.01	<0.01	-	-	-	-	-
	Fluroxypyr	µg/L					-	-	-	-	-	<0.2	<0.02	<0.02	-	-	-	-	-
	Flutolanil	µg/L					-	-	-	-	-	<0.02	<0.02	<0.02	-	-	-	-	-
	Fonofos	µg/L					-	-	-	-	-	<0.05	<0.05	<0.05	-	-	-	-	-
	EPTC	µg/L										<0.02	-						
	g-BHC (Lindane)	µg/L	0.01				-	-	-	-	-	<0.01	<0.01	<0.01	-	-	-	-	-
	Haloxyfop-methyl	µg/L					-	-	-	-	-	<0.03	<0.03	<0.03	-	-	-	-	-
	Thifensulfuron	µg/L					-	-	-	-	-	<0.01	<0.01	<0.01	-	-	-	-	-
	Heptachlor	µg/L	0.01	0.03[#1]			-	-	-	-	-	<0.01	<0.01	<0.01	-	-	-	-	-
	Hexaconazole	µg/L					-	-	-	-	-	<0.02	<0.02	<0.02	-	-	-	-	-
	Hexazinone	µg/L					-	-	-	-	-	<0.01	<0.01	<0.01	-	-	-	-	-
	Hydroxyatrazine	µg/L					-	-	-	-	-	<0.01	<0.01	<0.01	-	-	-	-	-

						Location	WS04005	WS04005	WS04005	WS04005	WS04005	WS04006	WS04006	WS04006	WS04006	WS04006	WS04006	WS04006	WS04006
						Sampled_Date_Time	21/05/2020	08/07/2020	17/09/2020	04/11/2020	06/01/2021	04/12/2019	16/01/2020	18/02/2020	17/03/2020	14/04/2020	21/05/2020	07/07/2020	17/09/2020
						Sample_Depth_Avg	2	2.3	1.79	0.99	1.97	0.56	0.45	2	2	3	2.5	1.15	1
						Project_ID	LTC - Phase 2	LTC - Phase 2 LTM	LTC - Phase 2	LTC - Phase 2 LTM	LTC - Phase 2 LTM	LTC - Phase 2	LTC - Phase 2	LTC - Phase 2	LTC - Phase 2	LTC - Phase 2 LTM	LTC - Phase 2	LTC - Phase 2 LTM	LTC - Phase 2
				UK Drinking Water Standards	UK Estuaries and coastal waters EQS	UK Freshwater EQS													
Chem_Group	**Analyte**	**Units**	**MDL**																
	Iprodione	µg/L					-	-	-	-	-	<0.03	<0.03	<0.03	-	-	-	-	-
	Isodrin	µg/L	0.01		0.00125[#43]	0.0025[#44]	-	-	-	-	-	<0.01	<0.01	<0.01	-	-	-	-	-
	Isoproturon	µg/L			0.3[#2]	0.3[#2]	-	-	-	-	-	<0.01	<0.01	<0.01	-	-	-	-	-
	Linuron	µg/L			0.5[#2]	0.5[#2]	-	-	-	-	-	<0.02	<0.02	<0.02	-	-	-	-	-
	Malathion	µg/L	0.01		0.02[#4]	0.01[#4]	-	-	-	-	-	<0.01	<0.01	<0.01	-	-	-	-	-
	2-Methyl-4-chlorophenoxyacetic acid	µg/L					-	-	-	-	-	<0.1	<0.01	<0.01	-	-	-	-	-
	2-Methyl-4-Chlorophenoxy Butanoic Acid	µg/L					-	-	-	-	-	<0.2	<0.02	<0.02	-	-	-	-	-
	Mecoprop	µg/L			18[#2]	18[#2]	-	-	-	-	-	0.135	<0.01	<0.01	-	-	-	-	-
	Mefenpyr-diethyl	µg/L					-	-	-	-	-	<0.02	<0.02	<0.02	-	-	-	-	-
	Metachlor	µg/L	0.01		0.3[#2]	0.3[#2]	-	-	-	-	-	<0.01	<0.01	<0.01	-	-	-	-	-
	Metalaxyl	µg/L					-	-	-	-	-	<0.01	<0.01	<0.01	-	-	-	-	-
	Methamidophos	µg/L					-	-	-	-	-	<0.01	<0.01	<0.01	-	-	-	-	-
	Methidathion	µg/L					-	-	-	-	-	<0.01	<0.01	<0.01	-	-	-	-	-
	Methiocarb	µg/L				0.01[#4]	-	-	-	-	-	<0.01	<0.01	<0.01	-	-	-	-	-
	Methomyl	µg/L					-	-	-	-	-	<0.01	<0.01	<0.01	-	-	-	-	-
	Methoxychlor	µg/L	0.01				-	-	-	-	-	<0.02	<0.01	<0.01	-	-	-	-	-
	Methoxyfenozide	µg/L					-	-	-	-	-	<0.03	<0.03	<0.03	-	-	-	-	-
	Methyl parathion	µg/L	0.01				-	-	-	-	-	<0.01	<0.02	<0.01	-	-	-	-	-
	Metolachlor	µg/L					-	-	-	-	-	<0.01	<0.01	<0.01	-	-	-	-	-
	Metoxuron	µg/L					-	-	-	-	-	<0.01	<0.01	<0.01	-	-	-	-	-
	Metsulfuron Methyl	µg/L					-	-	-	-	-	<0.01	<0.01	<0.01	-	-	-	-	-
	Mevinphos (Phosdrin)	µg/L	0.01			0.02(MAC)[#46]	-	-	-	-	-	<0.01	<0.01	<0.01	-	-	-	-	-
	Molinate	µg/L					-	-	-	-	-	<0.01	<0.01	<0.01	-	-	-	-	-
	Monlinuran	µg/L					-	-	-	-	-	<0.02	<0.02	<0.02	-	-	-	-	-
	Monocrotophos	µg/L					-	-	-	-	-	<0.01	<0.01	<0.01	-	-	-	-	-
	Napropamide	µg/L					-	-	-	-	-	<0.01	<0.01	<0.01	-	-	-	-	-
	Flusilazole (NuStar)	µg/L					-	-	-	-	-	<0.01	<0.01	<0.01	-	-	-	-	-

						Location	WS04005	WS04005	WS04005	WS04005	WS04005	WS04006	WS04006	WS04006	WS04006	WS04006	WS04006	WS04006	WS04006
						Sampled_Date_Time	21/05/2020	08/07/2020	17/09/2020	04/11/2020	06/01/2021	04/12/2019	16/01/2020	18/02/2020	17/03/2020	14/04/2020	21/05/2020	07/07/2020	17/09/2020
						Sample_Depth_Avg	2	2.3	1.79	0.99	1.97	0.56	0.45	2	2	3	2.5	1.15	1
						Project_ID	LTC - Phase 2	LTC - Phase 2 LTM	LTC - Phase 2	LTC - Phase 2 LTM	LTC - Phase 2 LTM	LTC - Phase 2	LTC - Phase 2	LTC - Phase 2	LTC - Phase 2	LTC - Phase 2 LTM	LTC - Phase 2	LTC - Phase 2 LTM	LTC - Phase 2
				UK Drinking Water Standards	UK Estuaries and coastal waters EQS	UK Freshwater EQS													
Chem_Group	**Analyte**	**Units**	**MDL**																
	o,p-DDD	µg/L	0.01				-	-	-	-	-	<0.01	<0.01	<0.01	-	-	-	-	-
	o,p'-DDE	µg/L	0.01				-	-	-	-	-	<0.01	<0.01	<0.01	-	-	-	-	-
	o,p-Methoxychlor	µg/L	0.01				-	-	-	-	-	-	-	<0.01	-	-	-	-	-
	Omethoate	µg/L	0.01			0.01[#4]	-	-	-	-	-	<0.01	<0.01	<0.01	-	-	-	-	-
	Oxamyl	µg/L					-	-	-	-	-	<0.01	<0.01	<0.01	-	-	-	-	-
	Paclobutrazol	µg/L					-	-	-	-	-	<0.02	<0.02	<0.02	-	-	-	-	-
	Methyl Paraoxon	µg/L					-	-	-	-	-	<0.02	<0.02	<0.02	-	-	-	-	-
	Parathion	µg/L	0.01				-	-	-	-	-	<0.01	<0.01	<0.01	-	-	-	-	-
	Pendimethalin	µg/L	0.01			0.3[#2]	-	-	-	-	-	<0.01	<0.01	<0.01	-	-	-	-	-
	Imidacloprid	µg/L					-	-	-	-	-	<0.01	<0.01	<0.01	-	-	-	-	-
	Permethrin	µg/L	0.01		0.0002[#4]	0.001[#4]	-	-	-	-	-	-	-	<0.01	-	-	-	-	-
	Permethrin II	µg/L	0.01				-	-	-	-	-	-	-	<0.01	-	-	-	-	-
	Phorate	µg/L	0.01				-	-	-	-	-	<0.01	<0.01	<0.01	-	-	-	-	-
	Phosmet	µg/L					-	-	-	-	-	<0.05	<0.05	<0.05	-	-	-	-	-
	Lenacil	µg/L					-	-	-	-	-	<0.03	<0.03	<0.03	-	-	-	-	-
	Picloram	µg/L					-	-	-	-	-	<0.05	<0.02	<0.02	-	-	-	-	-
	Picoxystrobin	µg/L					-	-	-	-	-	<0.01	<0.01	<0.01	-	-	-	-	-
	Pirimicarb	µg/L			1[#4]	1[#4]	-	-	-	-	-	<0.01	<0.01	<0.01	-	-	-	-	-
	Pirimiphos-methyl	µg/L	0.01		0.015[#4]	0.015[#4]	-	-	-	-	-	<0.01	<0.01	<0.01	-	-	-	-	-
	Pirimphos-ethyl	µg/L					-	-	-	-	-	<0.02	<0.02	<0.02	-	-	-	-	-
	Prochloraz	µg/L			4[#4]	4[#4]	-	-	-	-	-	<0.02	<0.02	<0.02	-	-	-	-	-
	Profenofos	µg/L					-	-	-	-	-	<0.01	<0.01	<0.01	-	-	-	-	-
	Promecarb	µg/L					-	-	-	-	-	<0.01	<0.01	<0.01	-	-	-	-	-
	Prometon	µg/L					-	-	-	-	-	<0.02	<0.02	<0.02	-	-	-	-	-
	Prometryn	µg/L	0.01				-	-	-	-	-	<0.01	<0.01	<0.01	-	-	-	-	-
	Pronamide	µg/L	0.01		100[#4]	100[#4]	-	-	-	-	-	<0.01	<0.01	<0.01	-	-	-	-	-
	Propanil	µg/L					-	-	-	-	-	<0.03	<0.03	<0.03	-	-	-	-	-

						Location	WS04005	WS04005	WS04005	WS04005	WS04005	WS04006	WS04006	WS04006	WS04006	WS04006	WS04006	WS04006	WS04006
						Sampled_Date_Time	21/05/2020	08/07/2020	17/09/2020	04/11/2020	06/01/2021	04/12/2019	16/01/2020	18/02/2020	17/03/2020	14/04/2020	21/05/2020	07/07/2020	17/09/2020
						Sample_Depth_Avg	2	2.3	1.79	0.99	1.97	0.56	0.45	2	2	3	2.5	1.15	1
						Project_ID	LTC - Phase 2	LTC - Phase 2 LTM	LTC - Phase 2	LTC - Phase 2 LTM	LTC - Phase 2 LTM	LTC - Phase 2	LTC - Phase 2	LTC - Phase 2	LTC - Phase 2	LTC - Phase 2 LTM	LTC - Phase 2	LTC - Phase 2 LTM	LTC - Phase 2
				UK Drinking Water Standards	UK Estuaries and coastal waters EQS	UK Freshwater EQS													
Chem_Group	**Analyte**	**Units**	**MDL**																
	Propazine	µg/L	0.01				-	-	-	-	-	<0.01	<0.01	<0.01	-	-	-	-	-
	Propham	µg/L					-	-	-	-	-	<0.05	<0.05	<0.05	-	-	-	-	-
	Propiconazole	µg/L					-	-	-	-	-	<0.01	<0.01	<0.01	-	-	-	-	-
	Propoxycarbazone-sodium	µg/L					-	-	-	-	-	<0.05	<0.01	<0.01	-	-	-	-	-
	Pursuit	µg/L					-	-	-	-	-	<0.01	<0.01	<0.01	-	-	-	-	-
	Pyriproxyfen	µg/L					-	-	-	-	-	<0.03	<0.03	<0.03	-	-	-	-	-
	Quinclorac	µg/L					-	-	-	-	-	<0.02	<0.02	<0.02	-	-	-	-	-
	Quinoxyfen	µg/L					-	-	-	-	-	<0.04	<0.04	<0.04	-	-	-	-	-
	Savey	µg/L					-	-	-	-	-	<0.02	<0.02	<0.02	-	-	-	-	-
	Sethoxydim	µg/L					-	-	-	-	-	<0.02	<0.02	<0.02	-	-	-	-	-
	Simazine	µg/L	0.01		1[#2]	1[#2]	-	-	-	-	-	<0.01	<0.01	<0.01	-	-	-	-	-
	Tebuthiuron	µg/L					-	-	-	-	-	<0.02	<0.02	<0.02	-	-	-	-	-
	Terbutryn	µg/L	0.01				-	-	-	-	-	<0.01	<0.01	<0.01	-	-	-	-	-
	Terbuthylazine	µg/L					-	-	-	-	-	<0.01	-	<0.01	-	-	-	-	-
	Terbutylazine	µg/L										<0.01	<0.01						
	Phosalone	µg/L	0.01				-	-	-	-	-	<0.01	<0.01	<0.01	-	-	-	-	-
	Phosphamidon	µg/L	0.01				-	-	-	-	-	<0.01	<0.01	<0.01	-	-	-	-	-
	Thiobencarb	µg/L					-	-	-	-	-	<0.01	<0.01	<0.01	-	-	-	-	-
	Thiophanate-methyl	µg/L					-	-	-	-	-	<0.03	<0.03	<0.03	-	-	-	-	-
	Triadimefon	µg/L	0.01				-	-	-	-	-	<0.01	<0.01	<0.01	-	-	-	-	-
	Triadimenol	µg/L					-	-	-	-	-	<0.01	<0.01	<0.01	-	-	-	-	-
	Triallate	µg/L	0.01		0.25[#4]	0.25[#4]	-	-	-	-	-	<0.05	<0.05	<0.01	-	-	-	-	-
	Triasulfuron	µg/L					-	-	-	-	-	<0.02	<0.02	<0.02	-	-	-	-	-
	Tributyl phosphate	µg/L	0.01		50[#4]	50[#4]	-	-	-	-	-	-	-	<0.01	-	-	-	-	-
	Triclopyr	µg/L					-	-	-	-	-	<0.3	<0.03	<0.03	-	-	-	-	-
	Triclosan	µg/L					-	-	-	-	-	<0.5	<0.25	<0.15	-	-	-	-	-
	Trifluralin	µg/L	0.01		0.03[#2]	0.03[#2]	-	-	-	-	-	<0.01	<0.01	<0.01	-	-	-	-	-

						Location	WS04005	WS04005	WS04005	WS04005	WS04005	WS04006	WS04006	WS04006	WS04006	WS04006	WS04006	WS04006	WS04006
						Sampled_Date_Time	21/05/2020	08/07/2020	17/09/2020	04/11/2020	06/01/2021	04/12/2019	16/01/2020	18/02/2020	17/03/2020	14/04/2020	21/05/2020	07/07/2020	17/09/2020
						Sample_Depth_Avg	2	2.3	1.79	0.99	1.97	0.56	0.45	2	2	3	2.5	1.15	1
						Project_ID	LTC - Phase 2	LTC - Phase 2 LTM	LTC - Phase 2	LTC - Phase 2 LTM	LTC - Phase 2 LTM	LTC - Phase 2	LTC - Phase 2	LTC - Phase 2	LTC - Phase 2	LTC - Phase 2 LTM	LTC - Phase 2	LTC - Phase 2 LTM	LTC - Phase 2
				UK Drinking Water Standards	UK Estuaries and coastal waters EQS	UK Freshwater EQS													
Chem_Group	**Analyte**	**Units**	**MDL**																
	Tebuconazole	µg/L					-	-	-	-	-	<0.01	<0.01	<0.01	-	-	-	-	-
	Telodrin	µg/L	0.01				-	-	-	-	-	<0.01	<0.01	<0.01	-	-	-	-	-
	Triazophos	µg/L	0.01		0.005[#4]	0.005[#4]	-	-	-	-	-	<0.02	<0.02	<0.01	-	-	-	-	-
	Tricyclazole	µg/L					-	-	-	-	-	<0.01	<0.01	<0.01	-	-	-	-	-
Surrogate	Surrogate Value	%					-	-	-	-	-	-	-	-	-	-	-	-	-
SVOC TIC	SVOC TICS - Detect	Detect					-	-	-	-	-	-	-	-	-	-	-	-	-
	SVOC Tentatively Identified Compounds	µg/L	10				-	-	-	-	-	-	-	-	-	-	-	-	-
VOC TIC	VOC TICs - Detect	Detect					-	-	-	-	-	-	-	-	-	-	-	-	-
	VOC Tentatively Identified Compounds	µg/l	10				-	-	-	-	-	-	-	-	-	-	-	-	-
Other	Biochemical Oxygen Demand (5-day test)	µg/L	1000				-	-	2360	-	-	-	-	-	-	-	-	-	2370
	Redox	mV					-	-	-	-	-	-	-	-	-	-	-	-	-
	Salinity (no units)	PSS-78										4.24	3.92						
	Conductivity @ 20oC	µS/cm	5				11,400	16,000	13,500	5730	4980	6800	6320	6580	5110	5260	5800	6120	6680
	Total Dissolved Solids (Filtered)	mg/L	10				8240	10,300	9490	-	-	4920	4520	4920	3720	3830	4400	4740	4960
	Biological Oxygen Demand	mg/L	1				2.2	<3	-	-	-	1.59	1.39	<1	2.57	<1	<1	<3	-
	Chemical Oxygen Demand	mg/L	7				323	288	374	-	-	26.5	91.5	76.4	62.4	89.2	111	100	191
	Dissolved Organic Carbon (Filtered)	µg/L	3000				40,400	56,300	63,200	-	-	16,100	14,200	13,900	12,100	14,800	13,700	13,900	14,600
	pH (Lab)	pH_Units	1	6.5-9.5[#1]	6-8.5(MAC)[#46]	6-9(MAC)[#46]	7.3	7.43	7.65	-	-	8.01	6.81	6.82	7.05	6.74	6.81	6.86	6.63
	Total Organic Carbon	mg/l	3									-	-						

Environmental Standards Comments

								Location	WS04005	WS04005	WS04005	WS04005	WS04005	WS04006	WS04006	WS04006	WS04006	WS04006	WS04006	WS04006	WS04006
								Sampled_Date_Time	21/05/2020	08/07/2020	17/09/2020	04/11/2020	06/01/2021	04/12/2019	16/01/2020	18/02/2020	17/03/2020	14/04/2020	21/05/2020	07/07/2020	17/09/2020
								Sample_Depth_Avg	2	2.3	1.79	0.99	1.97	0.56	0.45	2	2	3	2.5	1.15	1
								Project_ID	LTC - Phase 2	LTC - Phase 2 LTM	LTC - Phase 2	LTC - Phase 2 LTM	LTC - Phase 2 LTM	LTC - Phase 2	LTC - Phase 2	LTC - Phase 2	LTC - Phase 2	LTC - Phase 2 LTM	LTC - Phase 2	LTC - Phase 2 LTM	LTC - Phase 2
				UK Drinking Water Standards	UK Estuaries and coastal waters EQS	UK Freshwater EQS																			
Chem_Group	**Analyte**	**Units**	**MDL**																						

#1:Water Supply (Water Quality) Regulations 2016.
#2:Water Framework Directive (Standards and Classification) Directions (England and Wales) 2015.
#3:Operational Targets and EQS. EA, April 2018
#4:Water Framework Directive (Standards & Classification) Directions (England & Wales) 2015. Dissolved fraction.
#5:Water Framework Directive (Standards & Classification) Directions (England & Wales) 2015. Dissolved fraction. Lowest criteria presented (<40mg/l of CaCO3). See 'further assessment' if criteria exceeded and hardness (CaCO3) data available.
#6:Water Framework Directive (Standards and Classification) Directions (England and Wales) 2015. Dissolved Fraction. If hexavalent chromium (CrVI) data is available, a value of 4.7µg/l may be appropriate for the remaining trivalent chromium (CrIII).
#7:Operational Targets and EQS. EA, April 2018. Dissolved fraction.
#8:Water Framework Directive (Standards and Classification) Directions (England and Wales) 2015. Dissolved Fraction. If DOC >1mg/l then a higher criteria applies [3.76+(2.677x((DOC/2)-0.5))]
#9:Water Framework Directive (Standards & Classification) Directions (England & Wales) 2015. Dissolved & bioavailable (bio) fraction plus background. M-BAT tool to assess: http://wfduk.org/resources/rivers-lakes-metal-bioavailability-assessment-tool-m-bat
#10:Water Framework Directive (Standards & Classification) Directions (England & Wales) 2015. Bioavailable (bio) fraction. M-BAT tool to assess: http://wfduk.org/resources/rivers-lakes-metal-bioavailability-assessment-tool-m-bat
#11:Water Framework Directive (Standards and Classification) Directions (England and Wales) 2015. Dissolved Fraction. MAC adopted in absence of AA value.
#12:Guidelines for Drinking-water Quality, 4th Edition. WHO, 2011. Informal value.
#13:Operational Targets and EQS. EA, April 2018.
#14:Operational Targets and EQS. EA, April 2018. Lowest criteria presented (<200mg/l CaCO3). See 'further assessment' values if criteria exceeded and hardness (CaCO3) data available.
#15:Guidelines for Drinking-water Quality, 4th Edition. WHO, 2011. Based on taste rather than a formal guideline.
#16:Operational Targets and EQS. EA, April 2018. Dissolved plus ambient background concentration. For saltwater, an Ambient Background Concentration of 1.1 µg/l has been used.
#17:Water Framework Directive (Standards and Classification) Directions (England and Wales) 2015. Indicator of 'good' status (90%ile) - Ammonia standard for lakes and rivers (total ammonia as nitrogen).
#18:Operational Targets and EQS. EA, April 2018. Dissolved fraction. Lowest criteria presented (<50 mg/l CaCO3). See 'further assessment' values if criteria exceeded and hardness (CaCO3) data available.
#19:Water Supply (Water Quality) Regulations 2016. As NO3.
#20:Water Supply (Water Quality) Regulations 2016. As NO2

						Location	WS04005	WS04005	WS04005	WS04005	WS04005	WS04006	WS04006	WS04006	WS04006	WS04006	WS04006	WS04006	WS04006
						Sampled_Date_Time	21/05/2020	08/07/2020	17/09/2020	04/11/2020	06/01/2021	04/12/2019	16/01/2020	18/02/2020	17/03/2020	14/04/2020	21/05/2020	07/07/2020	17/09/2020
						Sample_Depth_Avg	2	2.3	1.79	0.99	1.97	0.56	0.45	2	2	3	2.5	1.15	1
						Project_ID	LTC - Phase 2	LTC - Phase 2 LTM	LTC - Phase 2	LTC - Phase 2 LTM	LTC - Phase 2 LTM	LTC - Phase 2	LTC - Phase 2	LTC - Phase 2	LTC - Phase 2	LTC - Phase 2 LTM	LTC - Phase 2	LTC - Phase 2 LTM	LTC - Phase 2
				UK Drinking Water Standards	UK Estuaries and coastal waters EQS	UK Freshwater EQS													
Chem_Group	**Analyte**	**Units**	**MDL**																

#21:Water Supply (Water Quality) Regulations 2016. As SO4.
#22:Water Supply (Water Quality) Regulations 2016. Value of 0.1µg/l for PAH split between four individual PAH. Requires summation of benzo(b)fluoranthene, benzo(k)fluoranthene, benzo(ghiperylene and indeno(123cd)pyrene to use 0.1µg/l value.
#23:Water Framework Directive (Standards and Classification) Directions (England and Wales) 2015. Benzo(a)pyrene can be considered as a marker for other PAH for comparison with the corresponding AA-EQS in water.
#24:No UK DWS for total petroleum hydrocarbons (TPH), or speciated TPH fractions. A value of 10 µg/l is adopted for sum TPH based on the rescinded Private Water Supply Regulations, 1991.
#25:No UK EQS for total petroleum hydrocarbons (TPH), or speciated TPH fractions. A value of 50 µg/l is adopted for sum TPH protection of surface water based on 50µg/l-1000µg/l (Surface Waters (Abstraction for Drinking Water) Regulations 1989).
#26:Guidelines for Drinking-water Quality, 4th Edition. WHO, 2011
#27:Proposed Environmental Quality Standard, in absence of legislative standard (Ayscough et al., 2002). https://assets.publishing.service.gov.uk/government/uploads/system/uploads/attachment_data/file/291223/sp2-115-tr4-e-e.pdf
#28:Guidelines for Drinking-water Quality, 4th Edition. WHO, 2011. Value of 500µg/l for sum xylenes split between isomers. Requires summation of m,p & o isomers to use 500µg/l value.
#29:Operational Targets and EQS. EA, April 2018. Value of 30µg/l for sum xylenes split between isomers. Requires summation of m,p & o isomers to use 30µg/l value.
#30:The taste and odour threshold of 15µg/l is commonly adopted as a guide.
#31:The taste and odour threshold of 15µg/l is commonly adopted as a guide. In situations where there is no risk to a drinking water supply or aquifer, a PNEC value of 2,600µg/l may be used.
#32:Water Framework Directive (Standards and Classification) Directions (England and Wales) 2015. Value of 140µg/l for tetrachloroethane split between 2 isomers. Requires summation of 2 isomers to use 140µg/l value.
#33:Guidelines for Drinking-water Quality, 4th Edition. WHO, 2011. In Scotland a value of 200µg/l is used (WAT-PS-10-01).
#34:US EPA Regional Screening Levels, May 2019. https://www.epa.gov/risk/regional-screening-levels-rsls-generic-tables
#35:Guidelines for Drinking-water Quality, 4th Edition. WHO, 2011. In Scotland a value of 7µg/l is used (WAT-PS-10-01).
#36:Water Supply (Water Quality) Regulations 2016. Value of 100µg/l for sum trihalomethanes split between individual compounds. Requires summation of chloroform, bromoform, chlorodibromomethane and bromodichloromethane to use 100µg/l value.
#37:Guidelines for Drinking-water Quality, 4th Edition. WHO, 2011. Value of 50µg/l for sum cis & trans-DCE split between isomers. Requires summation of cis & trans-DCE isomers to use 50µg/l value.
#38:Water Supply (Water Quality) Regulations 2016. Value of 10µg/l for sum of TCE & PCE split between individual compounds. Requires summation of TCE & PCE to use 10µg/l value.
#39:Water Framework Directive (Standards and Classification) Directions (England and Wales) 2015. Value of 0.4µg/l for sum isomers split between 3 isomers. Requires summation of isomers to use 0.4µg/l value.
#40:Water Framework Directive (Standards and Classification) Directions (England and Wales) 2015. Value of 20µg/l for sum isomers split between 3 isomers. Requires summation of isomers to use 20µg/l value.
#41:Position statement (WAT-PS-10-01), SEPA August 2014.
#42:Water Framework Directive (Standards and Classification) Directions (England and Wales) 2015. Value of 0.025µg/l for sum DDT isomers split between 4 isomers. Requires summation of 4 isomers to use 0.025µg/l value.
#43:Water Framework Directive (Standards and Classification) Directions (England and Wales) 2015. Value of 0.005µg/l for sum isomers split between 4 isomers. Requires summation of isomers to use 0.005µg/l value.
#44:Water Framework Directive (Standards and Classification) Directions (England and Wales) 2015. Value of 0.01µg/l for sum isomers split between 4 isomers. Requires summation of isomers to use 0.01µg/l value.
#45:Water Framework Directive (Standards and Classification) Directions (England and Wales) 2015. Relates to p,p-DDT (CAS 50-29-3)
#46:Operational Targets and EQS. EA, April 2018. Maximum Allowable Concentration (MAC) adopted in absence of Annual Average (AA) value.

Key

<0.6	Result MDL exceeds GAC
27.8	Result exceeds GAC
-	Determinand not tested for

Notes

Where a range is given a determinand has been analysed for by more than one method

						Location	WS04007	WS04007	WS04007	WS04007	WS04007	WS04007	WS04007	WS04007	WS04008	WS04008	WS04008	WS04008	WS04008	WS04008
						Sampled_Date_Time	13/12/2019	14/01/2020	28/02/2020	19/03/2020	29/04/2020	12/05/2020	10/06/2020	31/07/2020	27/11/2019	27/01/2020	19/02/2020	18/03/2020	20/04/2020	19/05/2020
						Sample_Depth_Avg	2.73	2.36	2	2.5	3	2.5	2.5	1.4	0.55	0.64	4	4	4	4.5
						Project_ID	LTC - Phase 2	LTC - Phase 2	LTC - Phase 2 LTM	LTC - Phase 2	LTC - Phase 2 LTM	LTC - Phase 2	LTC - Phase 2 LTM	LTC - Phase 2	LTC - Phase 2	LTC - Phase 2	LTC - Phase 2 LTM	LTC - Phase 2	LTC - Phase 2 LTM	LTC - Phase 2
				UK Drinking Water Standards	UK Estuaries and coastal waters EQS	UK Freshwater EQS														
Chem_Group	**Analyte**	**Units**	**MDL**																	
Metals	Antimony	µg/L	4	5[#1]			-	-	<4	-	-	-	-	-	-	-	-	-	-	-
	Antimony (Filtered)	µg/L	1	5[#1]			-	-							-	-				
	Arsenic	µg/L	2	10[#1]	25[#2]	50[#2]	-	-	4.02	11.3	10.5	9.28	10.4	14.5	-	-	8.65	9.65	20.1	-
	Arsenic (Filtered)	µg/L	0.5	10[#1]	25[#2]	50[#2]	-	9.33	1	10.1	9.55	6.71	13.1	14	18.1	5.63	5.62	8.39	14.9	-
	Barium (Filtered)	µg/L	0.2	1300[#3]																
	Beryllium (Filtered)	µg/L	0.1																	
	Boron	µg/L	20	1000[#1]	7000[#4]	2000[#4]	-	-	69.8	2110	2440	2430	2700	2740	-	-	2130	2150	2040	-
	Boron (Filtered)	µg/L	10	1000[#1]	7000[#4]	2000[#4]	-	2550	77	2010	2320	2400	2740	2780	1930	1970	2120	2060	1860	-
	Cadmium	µg/L	0.5	5[#1]	0.2[#5]	0.08[#6]	-	-	<0.5	<0.5	<0.5	<0.5	<0.5	<0.5	-	-	<0.5	<0.5	<0.5	-
	Cadmium (Filtered)	µg/L	0.08	5[#1]	0.2[#5]	0.08[#6]	-	<0.08	<0.08	<0.08	<0.08	0.249	<0.08	<0.08	<0.08	<0.08	<0.08	<0.08	<0.08	-
	Chromium (hexavalent) (Filtered)	µg/L	3		0.6[#5]	3.4[#5]	<15	<3	<3	<3	<3	<3	<3	<3	<3	-	<3	<3	17	<3
	Chromium	µg/L	3	50[#1]	0.6[#5]	3.4[#7]	-	-	3.01	<3	<3	4.67	<3	3.7	-	-	28	25	31.1	-
	Chromium (Filtered)	µg/L	1	50[#1]	0.6[#5]	3.4[#7]	-	1.36	<1	1.45	1.66	2.37	2.75	2.01	9.68	18.3	15	14.5	14.2	-
	Chromium (Trivalent) (Filtered)	µg/L	3			4.7[#5]	-	<3	<3	<3	<3	<3	<3	<3	9.68	-	-	14.4	<3	-
	Cobalt (Filtered)	µg/L	0.5		3[#8]	3[#8]	-	6.46	0.727	7.43	8.47	8.29	6.42	8.81	3.92	4.72	-	3.82	3.69	-
	Copper	µg/L	1	2000[#1]	3.76[#9]	1(bio)[#10]	-	-	6.55	5.02	5.76	13.9	3.73	8.79	-	-	-	1.54	25.3	-
	Copper (Filtered)	µg/L	0.3	2000[#1]	3.76[#9]	1(bio)[#10]	-	0.812	3.71	0.646	1.03	14	<0.3	2.96	2.83	0.994	0.409	<0.3	0.376	-
	Iron (Filtered)	µg/L	19	200[#1]	1000[#2]	1000[#2]	-	542	31.4	2370	1520	1040	9420	3560	5900	2440	2580	2550	4200	-
	Lead	µg/L	1	10[#1]	1.3[#5]	1.2(bio)[#10]	-	-	-	-	-	-	-	-	-	-	-	-	-	-
	Lead (Filtered)	µg/L	0.2	10[#1]	1.3[#5]	1.2(bio)[#10]	-	<0.2	<0.2	0.391	0.555	1.92	<0.2	0.466	1.15	0.329	0.552	0.471	0.341	-
	Manganese	µg/L	1	50[#1]		123(bio)[#11]	-	-	223	2200	1720	1770	1680	2420	-	-	1310	1170	1200	-
	Manganese (Filtered)	µg/L	3	50[#1]		123(bio)[#11]	-	1210	85.2	1810	1660	1980	1910	2340	1430	1350	1060	1010	1040	-
	Mercury	µg/L	0.02	1[#1]	0.07(MAC)[#12]	0.07(MAC)[#12]	-	-	<0.02	<0.02	<0.02	<0.02	<0.02	<0.02	-	-	<0.02	<0.02	0.0476	-
	Mercury (Filtered)	µg/L	0.01	1[#1]	0.07(MAC)[#12]	0.07(MAC)[#12]	-	<0.01	<0.01	<0.01	<0.01	<0.01	<0.01	<0.01	0.0104	<0.01	0.0139	<0.01	<0.01	0.0152
	Molybdenum	µg/L	9	70[#13]			-	-	<9	-	-	-	-	-	-	-	-	-	-	-
	Molybdenum (Filtered)	µg/L	3	70[#13]			-	-							-	-				
	Nickel	µg/L	1	20[#1]	8.6[#5]	4(bio)[#10]	-	-	8.99	17	18.5	19.9	15	21.6	-	-	7.08	6.41	18	-
	Nickel (Filtered)	µg/L	0.4	20[#1]	8.6[#5]	4(bio)[#10]	-	13.9	5.74	13.6	17.5	21.9	10.1	20.7	8.69	6.48	4.89	5.57	6.37	-

						Location	WS04007	WS04007	WS04007	WS04007	WS04007	WS04007	WS04007	WS04007	WS04008	WS04008	WS04008	WS04008	WS04008	WS04008
						Sampled_Date_Time	13/12/2019	14/01/2020	28/02/2020	19/03/2020	29/04/2020	12/05/2020	10/06/2020	31/07/2020	27/11/2019	27/01/2020	19/02/2020	18/03/2020	20/04/2020	19/05/2020
						Sample_Depth_Avg	2.73	2.36	2	2.5	3	2.5	2.5	1.4	0.55	0.64	4	4	4	4.5
						Project_ID	LTC - Phase 2	LTC - Phase 2	LTC - Phase 2 LTM	LTC - Phase 2	LTC - Phase 2 LTM	LTC - Phase 2	LTC - Phase 2 LTM	LTC - Phase 2	LTC - Phase 2	LTC - Phase 2	LTC - Phase 2 LTM	LTC - Phase 2	LTC - Phase 2 LTM	LTC - Phase 2
				UK Drinking Water Standards	UK Estuaries and coastal waters EQS	UK Freshwater EQS														
Chem_Group	**Analyte**	**Units**	**MDL**																	
	Selenium	µg/L	1	10[#1]			-	-	-	<1	<1	<1	<1	1.47	-	-	<1	1.02	1.49	-
	Selenium (Filtered)	µg/L	1	10[#1]			-	<1	1.69	-	-	-	-	-	1.43	<1	<1	-	-	-
	Strontium (Filtered)	µg/L	1				-	1320	764	1290	1390	1540	1500	1580	831	769	738	779	759	-
	Vanadium	µg/L	5		100[#14]	20[#15]	-	-	<5	-	-	-	-	-	-	-	-	-	-	-
	Vanadium (Filtered)	µg/L	1		100[#14]	20[#15]	-	-							-	-				
	Zinc	µg/L	5	3000[#16]	7.9[#17]	10.9(bio)[#10]	-	-	28.5	16.6	23.4	29.8	9.47	29.7	-	-	15.3	17.8	31.2	-
	Zinc (Filtered)	µg/L	1	3000[#16]	7.9[#17]	10.9(bio)[#10]	-	10.8	9.81	-	-	-	-	-	14.3	15.8	9.15	-	-	-
Inorganics	Total Hardness	mg/l	0.35				1210	1470	325	1180	1320	1320	1260	1440	718	814	749	792	790	-
	Alkalinity (Bicarbonate as CaCO3)	mg/L	2				-	1880	-	-	-	-	-	-	945	980	-	-	-	-
	Alkalinity (Bicarbonate) as HCO3	mg/L	2				-	2290	1770	2010	2150	2050	2170	2070	1150	1200	1180	1200	1140	1100
	Alkalinity (total) as CaCO3	mg/L	2						1450	1650	1770	1680	1780	1700			967	980	932	903
	Ammoniacal Nitrogen as N (Filtered)	mg/L	0.01		0.021[#2]	0.6[#18]	7.35	7.56	0.105	6.09	6.99	6.07	6.63	6.21	1.64	1.91	2.04	2.02	1.83	1.94
	Ammoniacal Nitrogen as NH3	mg/L	0.2				-	-	-	-	-	-	-	-	-	-	-	-	-	-
	Ammoniacal Nitrogen as NH3 (Filtered)	mg/L	0.01				-	-	-	-	-	-	-	-	-	-	-	-	-	-
	Bromide (Filtered)	mg/L	0.06				-	22.1	18.8	18.5	19	21.5	7.7	19	6.92	6.29	6.49	6.43	6.74	-
	Calcium (Filtered)	mg/L	0.2				-	123	112	114	137	156	143	151	86.5	73	70.4	71.9	72.4	-
	Chloride (Filtered)	mg/L	0.08	250[#1]		250[#4]	3300	3850	2510	2900	3580	3060	3300	3090	1260	1100	1110	1090	1160	-
	Cyanide (Free) (Filtered)	µg/L	2.5	50[#1]	1[#2]	1[#2]	<2.5	<2.5	<2.5	<2.5	<2.5	<2.5	<2.5	<2.5	<2.5	<2.5	<2.5	<2.5	<2.5	<2.5
	Cyanide Total (Filtered)	µg/L	5	50[#1]	1[#2]	1[#2]	<5	<5	<5	<5	<5	<5	<5	<5	<5	<5	<5	<5	<5	<5
	cyanides-complex (Filtered)	µg/L	5	50[#1]	1[#2]	1[#2]	<5	<5	<5	<5	<5	<5	<5	<5	<5	<5	<5	<5	<5	<5
	Fluoride (Filtered)	µg/L	500	1500[#1]	5000[#8]	1000[#19]	<500	578	735	752	762	1040	854	1130	797	1070	1340	1320	1090	1250
	Iodide	mg/L					<0.1	<0.1	<0.1	<0.1	<0.1	<0.1	<0.1	<0.1	<0.1	<0.1	<10	<0.1	<0.1	-
	Magnesium (Filtered)	mg/L	0.036				-	220	15.7	192	237	253	269	255	127	133	139	139	136	-
	Nitrate (as N) (Filtered)	mg/L	0.0677				<0.0677	<0.0677	0.434	<0.3	<0.3	0.701	<0.3	<0.3	<0.0677	0.182	<0.3	<0.3	<0.3	-
	Nitrate (as NO3-) (Filtered)	mg/L	0.3	50(NO3)[#20]			<0.3	<0.3	-	<0.05	-	-	-	-	<0.3	0.806	-	-	-	-
	Nitrite (as NO2-) (Filtered)	mg/L	0.04	0.5(NO2)[#21]			-	-							-	-				
	Phosphorus	µg/L	20				-	-	-	1850	2170	2380	2980	3110	-	-	-	4300	4340	-

						Location	WS04007	WS04007	WS04007	WS04007	WS04007	WS04007	WS04007	WS04007	WS04008	WS04008	WS04008	WS04008	WS04008	WS04008
						Sampled_Date_Time	13/12/2019	14/01/2020	28/02/2020	19/03/2020	29/04/2020	12/05/2020	10/06/2020	31/07/2020	27/11/2019	27/01/2020	19/02/2020	18/03/2020	20/04/2020	19/05/2020
						Sample_Depth_Avg	2.73	2.36	2	2.5	3	2.5	2.5	1.4	0.55	0.64	4	4	4	4.5
						Project_ID	LTC - Phase 2	LTC - Phase 2	LTC - Phase 2 LTM	LTC - Phase 2	LTC - Phase 2 LTM	LTC - Phase 2	LTC - Phase 2 LTM	LTC - Phase 2	LTC - Phase 2	LTC - Phase 2	LTC - Phase 2 LTM	LTC - Phase 2	LTC - Phase 2 LTM	LTC - Phase 2
				UK Drinking Water Standards	UK Estuaries and coastal waters EQS	UK Freshwater EQS														
Chem_Group	**Analyte**	**Units**	**MDL**																	
	Phosphorus (Filtered)	µg/L	10				-	-	-	2580	2040	1190	6370	3010	-	-	-	3390	3620	-
	Potassium (Filtered)	mg/L	0.2				-	79.4	11.8	68.1	81.4	71.8	97.5	81.3	66	64.7	63.1	63.8	63.8	-
	Sodium (Filtered)	mg/L	0.076	200[#1]			-	2290	47.9	1470	2060	1990	2540	2630	1550	1570	1490	1490	1530	-
	Sulphate (Filtered)	mg/L	2	250(SO4)[#22]		400[#4]	65.5	57.5	47.8	30.2	22.4	34.3	23.7	16.3	1850	1880	1760	1750	1820	-
	Orthophosphate as P (Filtered)	µg/L	20				996	1990	525	-	-	-	-	-	1400	2610	3000	3040	-	-
PAH	Naphthalene	µg/L	0.01		2[#2]	2[#2]	0.0152	-	<0.01	0.0209	0.0307	0.0147	0.0119	0.0264	<0.02	<0.01	<0.01	<0.01	<0.01	-
	Acenaphthene	µg/L	0.005			No UK EQS	0.081	-	0.07	0.353	0.108	0.0659	0.0644	0.0571	<0.005	<0.005	<0.005	<0.005	<0.005	-
	Acenaphthylene	µg/L	0.005			No UK EQS	0.0437	-	<0.005	0.0051	<0.005	<0.005	<0.005	<0.005	<0.005	<0.005	<0.005	<0.005	<0.005	-
	Fluoranthene	µg/L	0.005		0.0063[#2]	0.0063[#2]	1.32	-	0.26	0.562	0.161	0.176	0.0869	<0.005	<0.005	0.00627	<0.005	<0.005	<0.005	-
	Anthracene	µg/L	0.005		0.1[#2]	0.1[#2]	0.147	-	0.02	0.234	0.0448	0.0159	0.013	<0.005	<0.005	<0.005	<0.005	<0.005	<0.005	-
	Phenanthrene	µg/L	0.005			No UK EQS	0.452	-	0.09	0.682	0.12	0.0615	0.0488	<0.005	<0.005	<0.005	<0.005	<0.005	<0.005	-
	Fluorene	µg/L	0.005			No UK EQS	0.0648	-	0.03	0.423	0.114	0.0379	0.0475	0.0132	<0.005	<0.005	<0.005	<0.005	<0.005	-
	Chrysene	µg/L	0.005			No UK EQS	0.539	-	0.13	0.0862	0.0438	0.0423	0.0149	<0.005	<0.005	<0.005	<0.005	<0.005	<0.005	-
	Pyrene	µg/L	0.005			No UK EQS	1.24	-	0.25	0.401	0.115	0.134	0.0674	<0.005	<0.005	0.00592	<0.005	<0.005	<0.005	-
	Benzo(a)anthracene	µg/L	0.005			No UK EQS	0.494	-	0.12	0.0968	0.0447	0.0295	0.00651	<0.005	<0.005	<0.005	<0.005	<0.005	<0.005	-
	Benzo(b)fluoranthene	µg/L	0.005	0.025[#23]	See BaP[#24]	See BaP[#24]	1.24	-	0.23	0.135	0.0542	0.0669	0.0276	<0.005	<0.005	<0.005	<0.005	<0.005	<0.005	-
	Benzo(k)fluoranthene	µg/L	0.005	0.025[#23]	See BaP[#24]	See BaP[#24]	0.485	-	0.1	0.0546	0.0184	0.0295	0.0113	<0.005	<0.005	<0.005	<0.005	<0.005	<0.005	-
	Benzo(a)pyrene	µg/L	0.002	0.01[#1]	0.00017[#24]	0.00017[#24]	0.941	-	0.14	0.0999	0.0332	0.0457	0.0171	<0.002	<0.002	<0.002	<0.002	<0.002	<0.002	-
	Dibenz(a,h)anthracene	µg/L	0.005			No UK EQS	0.0812	-	0.02	0.0119	0.00729	<0.005	<0.005	<0.005	<0.005	<0.005	<0.005	<0.005	<0.005	-
	Benzo(g,h,i)perylene	µg/L	0.005	0.025[#23]	See BaP[#24]	See BaP[#24]	0.592	-	0.14	0.0654	0.0251	0.0345	0.00929	<0.005	<0.005	<0.005	<0.005	<0.005	<0.005	-
	Indeno(1,2,3-c,d)pyrene	µg/L	0.005	0.025[#23]	See BaP[#24]	See BaP[#24]	0.44	-	0.1	0.0516	0.0279	0.0252	0.00992	<0.005	<0.005	<0.005	<0.005	<0.005	<0.005	-
	PAH 16 Total	µg/L	0.082				8.17	-	1.7	3.28	0.948	0.779	0.437	0.0968	<0.082	<0.082	<0.082	<0.082	<0.082	-
TPH CWG	>C5-C6 Aliphatics	µg/L	10	See TPH	See TPH	See TPH	<10	<10	<10	<10	<10	<10	<10	<10	<10	<10	<10	<10	<10	<10
	>C6-C8 Aliphatics	µg/L	10	See TPH	See TPH	See TPH	<10	<10	<10	<10	<10	<10	<10	<10	<10	<10	<10	<10	<10	<10
	>C8-C10 Aliphatics	µg/L	10	See TPH	See TPH	See TPH	<10	<10	<10	<10	<10	<10	<10	<10	<10	<10	<10	<10	<10	<10
	>C10-C12 Aliphatics	µg/L	10	See TPH	See TPH	See TPH	<10	<10	<10	<10	<10	<10	<10	<10	<10	<10	<10	<10	<10	<10
	>C12-C16 Aliphatics	µg/L	10	See TPH	See TPH	See TPH	<10	-	<10	<10	<10	<10	<10	<10	<10	<10	<10	<10	<10	-

						Location	WS04007	WS04007	WS04007	WS04007	WS04007	WS04007	WS04007	WS04007	WS04008	WS04008	WS04008	WS04008	WS04008	WS04008
						Sampled_Date_Time	13/12/2019	14/01/2020	28/02/2020	19/03/2020	29/04/2020	12/05/2020	10/06/2020	31/07/2020	27/11/2019	27/01/2020	19/02/2020	18/03/2020	20/04/2020	19/05/2020
						Sample_Depth_Avg	2.73	2.36	2	2.5	3	2.5	2.5	1.4	0.55	0.64	4	4	4	4.5
						Project_ID	LTC - Phase 2	LTC - Phase 2	LTC - Phase 2 LTM	LTC - Phase 2	LTC - Phase 2 LTM	LTC - Phase 2	LTC - Phase 2 LTM	LTC - Phase 2	LTC - Phase 2	LTC - Phase 2	LTC - Phase 2 LTM	LTC - Phase 2	LTC - Phase 2 LTM	LTC - Phase 2
				UK Drinking Water Standards	UK Estuaries and coastal waters EQS	UK Freshwater EQS														
Chem_Group	**Analyte**	**Units**	**MDL**																	
	>C16-C21 Aliphatics	µg/L	10	See TPH	See TPH	See TPH	14	-	<10	<10	<10	<10	<10	<10	29	<10	<10	<10	<10	-
	>C21-C35 Aliphatics	µg/L	10	See TPH	See TPH	See TPH	200	-	<10	<10	<10	<10	<10	<10	461	<10	<10	<10	<10	-
	>C16-C35 Aliphatics	µg/L	10				214	-	<10	<10	<10	<10	<10	<10	490	<10	<10	<10	<10	-
	Total Aliphatics >C12-C35	µg/L	10				214	-	<10	<10	<10	<10	<10	<10	490	<10	<10	<10	<10	-
	>EC5-EC7 Aromatics	µg/L	10						-	-	-	-	-	-			-	-	-	-
	>EC6-EC7 Aromatics	µg/L	10				<10	<10	<10	<10	<10	<10	<10	<10	<10	<10	<10	<10	<10	<10
	>EC7-EC8 Aromatics	µg/L	10	See TPH	See TPH	See TPH	<10	<10	<10	<10	<10	<10	<10	<10	<10	<10	<10	<10	<10	<10
	>EC8-EC10 Aromatics	µg/L	10	See TPH	See TPH	See TPH	<10	<10	<10	<10	<10	<10	<10	<10	<10	<10	<10	<10	<10	<10
	>EC10-EC12 Aromatics	µg/L	10	See TPH	See TPH	See TPH	<10	<10	<10	<10	<10	<10	<10	<10	<10	<10	<10	<10	<10	<10
	>EC12-EC16 Aromatics	µg/L	10	See TPH	See TPH	See TPH	<10	-	<10	<10	<10	<10	<10	<10	<10	<10	<10	<10	<10	-
	>EC16-EC21 Aromatics	µg/L	10	See TPH	See TPH	See TPH	<10	-	<10	<10	<10	<10	<10	<10	<10	<10	<10	<10	<10	-
	>EC21-EC35 Aromatics	µg/L	10	See TPH	See TPH	See TPH	71	-	<10	<10	<10	<10	<10	<10	<10	<10	<10	<10	<10	-
	Total Aromatics >EC12-EC35	µg/L	10				71	-	<10	<10	<10	<10	<10	<10	<10	<10	<10	<10	<10	-
	TPH >C5-C35 Aliphatics/Aromatics	µg/L	10	|10[#25]	|50[#26]	|50[#26]	295	-	<10	<10	<10	<10	<10	<10	490	<10	<10	<10	<10	-
TPH	GRO >C5-12	µg/L	50				<50	<50	<50	<50	<50	<50	<50	<50	<50	<50	<50	<50	<50	<50
BTEX and MTBE	Benzene	µg/L	1	1[#1]	8[#2]	10[#2]	<7	<7	<7	<7	<7	<7	<7	<7	<7	<7	<7	<7	<7	<7
	Toluene	µg/L	1	700[#3]	74[#2]	74[#2]	<4	<4	<4	<4	<4	<4	<4	<4	<4	<4	<4	<4	<4	<4
	Ethylbenzene	µg/L	1	300[#3]	20[#27]	20[#27]	<5	<5	<5	<5	<5	<5	<5	<5	<5	<5	<5	<5	<5	<5
	Xylene (m & p)	µg/L	1	250[#28]	15[#29]	15[#29]	<8	<8	<8	<8	<8	<8	<8	<8	<8	<8	<8	<8	<8	<8
	Xylene (o)	µg/L	1	250[#28]	15[#29]	15[#29]	<3	<3	<3	<3	<3	<3	<3	<3	<3	<3	<3	<3	<3	<3
	Xylene Total	µg/L	2	500[#3]	30[#4]	30[#4]	<11	<11	<11	<11	<11	<11	<11	<11	<11	<11	<11	<11	<11	<11
	MTBE	µg/L	1	15[#30]	15[#30]	15[#31]	<3	<3	<3	<3	<3	<3	<3	<3	<3	<3	<3	<3	<3	<3
	Total BTEX	µg/L	28				<28	<28	<28	<28	<28	<28	<28	<28	<28	<28	<28	<28	<28	<28
VOC	Styrene	µg/L	1		50[#4]	50[#4]	-	-	-	-	-	-	-	-	-	-	-	-	-	-
	cis-1,3-dichloropropene	µg/L	1				-	-	-	-	-	-	-	-	-	-	-	-	-	-
	trans-1,3-dichloropropene	µg/L	1				-	-	-	-	-	-	-	-	-	-	-	-	-	-
	1,1,1,2-tetrachloroethane	µg/L	1			70[#32]	-	-	-	-	-	-	-	-	-	-	-	-	-	-

						Location	WS04007	WS04007	WS04007	WS04007	WS04007	WS04007	WS04007	WS04007	WS04008	WS04008	WS04008	WS04008	WS04008	WS04008
						Sampled_Date_Time	13/12/2019	14/01/2020	28/02/2020	19/03/2020	29/04/2020	12/05/2020	10/06/2020	31/07/2020	27/11/2019	27/01/2020	19/02/2020	18/03/2020	20/04/2020	19/05/2020
						Sample_Depth_Avg	2.73	2.36	2	2.5	3	2.5	2.5	1.4	0.55	0.64	4	4	4	4.5
						Project_ID	LTC - Phase 2	LTC - Phase 2	LTC - Phase 2 LTM	LTC - Phase 2	LTC - Phase 2 LTM	LTC - Phase 2	LTC - Phase 2 LTM	LTC - Phase 2	LTC - Phase 2	LTC - Phase 2	LTC - Phase 2 LTM	LTC - Phase 2	LTC - Phase 2 LTM	LTC - Phase 2
				UK Drinking Water Standards	UK Estuaries and coastal waters EQS	UK Freshwater EQS														
Chem_Group	**Analyte**	**Units**	**MDL**																	
	1,1,1-trichloroethane	µg/L	1	2000[#33]	100[#4]	100[#4]	-	-	-	-	-	-	-	-	-	-	-	-	-	-
	1,1,2,2-tetrachloroethane	µg/L	1			70[#32]	-	-	-	-	-	-	-	-	-	-	-	-	-	-
	1,1,2-trichloroethane	µg/L	1		300[#4]	400[#4]	-	-	-	-	-	-	-	-	-	-	-	-	-	-
	1,1-dichloroethane	µg/L	1	2.8[#34]			-	-	-	-	-	-	-	-	-	-	-	-	-	-
	1,1-dichloroethene	µg/L	1	140[#35]			-	-	-	-	-	-	-	-	-	-	-	-	-	-
	1,1-dichloropropene	µg/L	1				-	-	-	-	-	-	-	-	-	-	-	-	-	-
	1,2,3-trichloropropane	µg/L	1				-	-	-	-	-	-	-	-	-	-	-	-	-	-
	1,2,4-trimethylbenzene	µg/L	1				-	-	-	-	-	-	-	-	-	-	-	-	-	-
	1,2-dibromo-3-chloropropane	µg/L	1				-	-	-	-	-	-	-	-	-	-	-	-	-	-
	1,2-dibromoethane	µg/L	1				-	-	-	-	-	-	-	-	-	-	-	-	-	-
	1,2-dichloroethane	µg/L	1	3[#1]	10[#2]	10[#2]	-	-	-	-	-	-	-	-	-	-	-	-	-	-
	1,2-dichloropropane	µg/L	1				-	-	-	-	-	-	-	-	-	-	-	-	-	-
	1,3,5-trimethylbenzene	µg/L	1				-	-	-	-	-	-	-	-	-	-	-	-	-	-
	1,3-dichloropropane	µg/L	1				-	-	-	-	-	-	-	-	-	-	-	-	-	-
	2,2-dichloropropane	µg/L	1				-	-	-	-	-	-	-	-	-	-	-	-	-	-
	2-chlorotoluene	µg/L	1				-	-	-	-	-	-	-	-	-	-	-	-	-	-
	4-chlorotoluene	µg/L	1				-	-	-	-	-	-	-	-	-	-	-	-	-	-
	Bromobenzene	µg/L	1				-	-	-	-	-	-	-	-	-	-	-	-	-	-
	Bromochloromethane	µg/L	1				-	-	-	-	-	-	-	-	-	-	-	-	-	-
	Bromodichloromethane	µg/L	1	25[#36]			-	-	-	-	-	-	-	-	-	-	-	-	-	-
	Bromoform	µg/L	1	25[#36]			-	-	-	-	-	-	-	-	-	-	-	-	-	-
	Bromomethane	µg/L	1				-	-	-	-	-	-	-	-	-	-	-	-	-	-
	Carbon disulfide	µg/L	1				-	-	-	-	-	-	-	-	-	-	-	-	-	-
	Carbon tetrachloride	µg/L	1	3[#1]	12[#2]	12[#2]	-	-	-	-	-	-	-	-	-	-	-	-	-	-
	Chlorodibromomethane	µg/L	1	25[#36]			-	-	-	-	-	-	-	-	-	-	-	-	-	-
	Chloroethane	µg/L	1				-	-	-	-	-	-	-	-	-	-	-	-	-	-
	Chloroform	µg/L	1	25[#36]	2.5[#2]	2.5[#2]	-	-	-	-	-	-	-	-	-	-	-	-	-	-

						Location	WS04007	WS04007	WS04007	WS04007	WS04007	WS04007	WS04007	WS04007	WS04008	WS04008	WS04008	WS04008	WS04008	WS04008
						Sampled_Date_Time	13/12/2019	14/01/2020	28/02/2020	19/03/2020	29/04/2020	12/05/2020	10/06/2020	31/07/2020	27/11/2019	27/01/2020	19/02/2020	18/03/2020	20/04/2020	19/05/2020
						Sample_Depth_Avg	2.73	2.36	2	2.5	3	2.5	2.5	1.4	0.55	0.64	4	4	4	4.5
						Project_ID	LTC - Phase 2	LTC - Phase 2	LTC - Phase 2 LTM	LTC - Phase 2	LTC - Phase 2 LTM	LTC - Phase 2	LTC - Phase 2 LTM	LTC - Phase 2	LTC - Phase 2	LTC - Phase 2	LTC - Phase 2 LTM	LTC - Phase 2	LTC - Phase 2 LTM	LTC - Phase 2
				UK Drinking Water Standards	UK Estuaries and coastal waters EQS	UK Freshwater EQS														
Chem_Group	**Analyte**	**Units**	**MDL**																	
	Chloromethane	µg/L	1				-	-	-	-	-	-	-	-	-	-	-	-	-	-
	cis-1,2-dichloroethene	µg/L	1	25[#37]			-	-	-	-	-	-	-	-	-	-	-	-	-	-
	Dibromomethane	µg/L	1				-	-	-	-	-	-	-	-	-	-	-	-	-	-
	Dichlorodifluoromethane	µg/L	1				-	-	-	-	-	-	-	-	-	-	-	-	-	-
	Dichloromethane	µg/L	3		20[#2]	20[#2]	-	-	-	-	-	-	-	-	-	-	-	-	-	-
	Isopropylbenzene	µg/L	1				-	-	-	-	-	-	-	-	-	-	-	-	-	-
	n-butylbenzene	µg/L	1				-	-	-	-	-	-	-	-	-	-	-	-	-	-
	n-propylbenzene	µg/L	1				-	-	-	-	-	-	-	-	-	-	-	-	-	-
	p-isopropyltoluene	µg/L	1				-	-	-	-	-	-	-	-	-	-	-	-	-	-
	sec-butylbenzene	µg/L	1				-	-	-	-	-	-	-	-	-	-	-	-	-	-
	Trichloroethene	µg/L	1	5[#38]	10[#2]	10[#2]	-	-	-	-	-	-	-	-	-	-	-	-	-	-
	tert-butylbenzene	µg/L	1				-	-	-	-	-	-	-	-	-	-	-	-	-	-
	Tetrachloroethene	µg/L	1	5[#38]	10[#2]	10[#2]	-	-	-	-	-	-	-	-	-	-	-	-	-	-
	trans-1,2-dichloroethene	µg/L	1	25[#37]			-	-	-	-	-	-	-	-	-	-	-	-	-	-
	Trichlorofluoromethane	µg/L	1				-	-	-	-	-	-	-	-	-	-	-	-	-	-
	Vinyl chloride	µg/L	1	0.5[#1]			-	-	-	-	-	-	-	-	-	-	-	-	-	-
	tert-Amyl methyl ether	µg/L	1				-	-	-	-	-	-	-	-	-	-	-	-	-	-
VOC/SVOC	1,2,3-trichlorobenzene	µg/L	0.01		0.13[#39]	0.13[#39]	-	-	<0.01	-	-	-	-	-	-	-	-	-	-	-
	1,2,4-trichlorobenzene	µg/L	0.01		0.13[#39]	0.13[#39]	-	-	<0.01	-	-	-	-	-	-	-	-	-	-	-
	1,2-dichlorobenzene	µg/L	1		6.7[#40]	6.7[#40]	-	-	-	-	-	-	-	-	-	-	-	-	-	-
	1,3,5-Trichlorobenzene	µg/L	0.01		0.13[#39]	0.13[#39]	-	-	<0.01	-	-	-	-	-	-	-	-	-	-	-
	1,3-dichlorobenzene	µg/L	1		6.7[#40]	6.7[#40]	-	-	-	-	-	-	-	-	-	-	-	-	-	-
	1,4-dichlorobenzene	µg/L	1		6.7[#40]	6.7[#40]	-	-	-	-	-	-	-	-	-	-	-	-	-	-
	Chlorobenzene	µg/L	1	100[#41]			-	-	-	-	-	-	-	-	-	-	-	-	-	-
	Hexachlorobutadiene	µg/L	0.01		0.6(MAC)[#12]	0.6(MAC)[#12]	-	-	<0.01	-	-	-	-	-	-	-	-	-	-	-
SVOC	4-bromophenyl phenyl ether	µg/L	1				-	-	-	-	-	-	-	-	-	-	-	-	-	-
	4-nitroaniline	µg/L	1				-	-	-	-	-	-	-	-	-	-	-	-	-	-

						Location	WS04007	WS04007	WS04007	WS04007	WS04007	WS04007	WS04007	WS04007	WS04008	WS04008	WS04008	WS04008	WS04008	WS04008
						Sampled_Date_Time	13/12/2019	14/01/2020	28/02/2020	19/03/2020	29/04/2020	12/05/2020	10/06/2020	31/07/2020	27/11/2019	27/01/2020	19/02/2020	18/03/2020	20/04/2020	19/05/2020
						Sample_Depth_Avg	2.73	2.36	2	2.5	3	2.5	2.5	1.4	0.55	0.64	4	4	4	4.5
						Project_ID	LTC - Phase 2	LTC - Phase 2	LTC - Phase 2 LTM	LTC - Phase 2	LTC - Phase 2 LTM	LTC - Phase 2	LTC - Phase 2 LTM	LTC - Phase 2	LTC - Phase 2	LTC - Phase 2	LTC - Phase 2 LTM	LTC - Phase 2	LTC - Phase 2 LTM	LTC - Phase 2
				UK Drinking Water Standards	UK Estuaries and coastal waters EQS	UK Freshwater EQS														
Chem_Group	**Analyte**	**Units**	**MDL**																	
	4-nitrophenol	µg/L	1				-	-	-	-	-	-	-	-	-	-	-	-	-	-
	2,4,5-trichlorophenol	µg/L	1				-	-	-	-	-	-	-	-	-	-	-	-	-	-
	2,4,6-trichlorophenol	µg/L	1				-	-	-	-	-	-	-	-	-	-	-	-	-	-
	2,4-dichlorophenol	µg/L	1		0.42[#2]	4.2[#2]	-	-	-	-	-	-	-	-	-	-	-	-	-	-
	2,4-dimethylphenol	µg/L	1				-	-	-	-	-	-	-	-	-	-	-	-	-	-
	2,4-dinitrotoluene	µg/L	1				-	-	-	-	-	-	-	-	-	-	-	-	-	-
	2,6-dinitrotoluene	µg/L	1				-	-	-	-	-	-	-	-	-	-	-	-	-	-
	2-chloronaphthalene	µg/L	1				-	-	-	-	-	-	-	-	-	-	-	-	-	-
	2-chlorophenol	µg/L	1		50[#4]	50[#4]	-	-	-	-	-	-	-	-	-	-	-	-	-	-
	2-methylnaphthalene	µg/L	1				-	-	-	-	-	-	-	-	-	-	-	-	-	-
	2-methylphenol	µg/L	1				-	-	-	-	-	-	-	-	-	-	-	-	-	-
	2-nitroaniline	µg/L	1				-	-	-	-	-	-	-	-	-	-	-	-	-	-
	2-nitrophenol	µg/L	1				-	-	-	-	-	-	-	-	-	-	-	-	-	-
	3-nitroaniline	µg/L	1				-	-	-	-	-	-	-	-	-	-	-	-	-	-
	4,6-Dinitro-2-methylphenol	µg/L					<0.3	<0.03	<0.03	-	-	-	-	-	-	-	-	-	-	-
	4-chloro-3-methylphenol	µg/L	1		40[#4]	40[#4]	-	-	-	-	-	-	-	-	-	-	-	-	-	-
	4-chloroaniline	µg/L	1				-	-	-	-	-	-	-	-	-	-	-	-	-	-
	4-chlorophenyl phenyl ether	µg/L	1				-	-	-	-	-	-	-	-	-	-	-	-	-	-
	4-methylphenol	µg/L	1				-	-	-	-	-	-	-	-	-	-	-	-	-	-
	Azobenzene	µg/L	1				-	-	-	-	-	-	-	-	-	-	-	-	-	-
	Bis(2-chloroethoxy) methane	µg/L	1				-	-	-	-	-	-	-	-	-	-	-	-	-	-
	Bis(2-chloroethyl)ether	µg/L	1				-	-	-	-	-	-	-	-	-	-	-	-	-	-
	Bis(2-ethylhexyl) phthalate	µg/L	2		1.3[#2]	1.3[#2]	-	-	-	-	-	-	-	-	-	-	-	-	-	-
	Butyl benzyl phthalate	µg/L	1		0.75[#2]	7.5[#2]	-	-	-	-	-	-	-	-	-	-	-	-	-	-
	Carbazole	µg/L	1				-	-	-	-	-	-	-	-	-	-	-	-	-	-
	Dibenzofuran	µg/L	1				-	-	-	-	-	-	-	-	-	-	-	-	-	-
	Diethylphthalate	µg/L	1		200[#4]	200[#4]	-	-	-	-	-	-	-	-	-	-	-	-	-	-

						Location	WS04007	WS04007	WS04007	WS04007	WS04007	WS04007	WS04007	WS04007	WS04008	WS04008	WS04008	WS04008	WS04008	WS04008
						Sampled_Date_Time	13/12/2019	14/01/2020	28/02/2020	19/03/2020	29/04/2020	12/05/2020	10/06/2020	31/07/2020	27/11/2019	27/01/2020	19/02/2020	18/03/2020	20/04/2020	19/05/2020
						Sample_Depth_Avg	2.73	2.36	2	2.5	3	2.5	2.5	1.4	0.55	0.64	4	4	4	4.5
						Project_ID	LTC - Phase 2	LTC - Phase 2	LTC - Phase 2 LTM	LTC - Phase 2	LTC - Phase 2 LTM	LTC - Phase 2	LTC - Phase 2 LTM	LTC - Phase 2	LTC - Phase 2	LTC - Phase 2	LTC - Phase 2 LTM	LTC - Phase 2	LTC - Phase 2 LTM	LTC - Phase 2
				UK Drinking Water Standards	UK Estuaries and coastal waters EQS	UK Freshwater EQS														
Chem_Group	**Analyte**	**Units**	**MDL**																	
	Dimethyl phthalate	µg/L	1		800[#4]	800[#4]	-	-	-	-	-	-	-	-	-	-	-	-	-	-
	Di-n-butyl phthalate	µg/L	1		8[#4]	8[#4]	-	-	-	-	-	-	-	-	-	-	-	-	-	-
	Di-n-octyl phthalate	µg/L	5		20[#4]	20[#4]	-	-	-	-	-	-	-	-	-	-	-	-	-	-
	Hexachlorobenzene	µg/L	0.01		0.05(MAC)[#12]	0.05(MAC)[#12]	-	<0.01	<0.01	-	-	-	-	-	-	-	-	-	-	-
	Hexachlorocyclopentadiene	µg/L	1				-	-	-	-	-	-	-	-	-	-	-	-	-	-
	Hexachloroethane	µg/L	1				-	-	-	-	-	-	-	-	-	-	-	-	-	-
	Isophorone	µg/L	1				-	-	-	-	-	-	-	-	-	-	-	-	-	-
	Nitrobenzene	µg/L	1				-	-	-	-	-	-	-	-	-	-	-	-	-	-
	N-nitrosodi-n-propylamine	µg/L	1				-	-	-	-	-	-	-	-	-	-	-	-	-	-
	Pentachlorobenzene	µg/L	0.01		0.0007[#2]	0.007[#2]	-	-	<0.01	-	-	-	-	-	-	-	-	-	-	-
	Pentachloronitrobenzene	µg/L	0.01				-	-	<0.01	-	-	-	-	-	-	-	-	-	-	-
	Pentachlorophenol	µg/L	1		0.4[#2]	0.4[#2]	-	-	-	-	-	-	-	-	-	-	-	-	-	-
PCB	Heptachlorobiphenyl, 2,3,3,4,4,5,5- (PCB 189)	µg/L	0.015				<0.015	-	<0.015	-	-	-	-	-	-	-	-	-	-	-
	Hexachlorobiphenyl, 2,3,3,4,4,5- (PCB 156)	µg/L	0.015				<0.015	-	<0.015	-	-	-	-	-	-	-	-	-	-	-
	Hexachlorobiphenyl, 2,3,3,4,4,5- (PCB 157)	µg/L	0.015				<0.015	-	<0.015	-	-	-	-	-	-	-	-	-	-	-
	Hexachlorobiphenyl, 2,3,4,4,5,5- (PCB 167)	µg/L	0.015				<0.015	-	<0.015	-	-	-	-	-	-	-	-	-	-	-
	Hexachlorobiphenyl, 3,3,4,4,5,5- (PCB 169)	µg/L	0.015				<0.015	-	<0.015	-	-	-	-	-	-	-	-	-	-	-
	PCB 101	µg/L	0.015				<0.015	-	<0.015	-	-	-	-	-	-	-	-	-	-	-
	PCB 118	µg/L	0.015				<0.015	-	<0.015	-	-	-	-	-	-	-	-	-	-	-
	PCB 138	µg/L	0.015				<0.015	-	<0.015	-	-	-	-	-	-	-	-	-	-	-
	PCB 153	µg/L	0.015				<0.015	-	<0.015	-	-	-	-	-	-	-	-	-	-	-
	PCB 180	µg/L	0.015				<0.015	-	<0.015	-	-	-	-	-	-	-	-	-	-	-
	PCB 28	µg/L	0.015				<0.015	-	0.0284	-	-	-	-	-	-	-	-	-	-	-
	PCB 52	µg/L	0.015				<0.015	-	<0.015	-	-	-	-	-	-	-	-	-	-	-
	Pentachlorobiphenyl, 2,3,3,4,4- (PCB 105)	µg/L	0.015				<0.015	-	<0.015	-	-	-	-	-	-	-	-	-	-	-
	Pentachlorobiphenyl, 2,3,4,4,5- (PCB 114)	µg/L	0.015				<0.015	-	<0.015	-	-	-	-	-	-	-	-	-	-	-
	Pentachlorobiphenyl, 2,3,4,4,5- (PCB 123)	µg/L	0.015				<0.015	-	<0.015	-	-	-	-	-	-	-	-	-	-	-

						Location	WS04007	WS04007	WS04007	WS04007	WS04007	WS04007	WS04007	WS04007	WS04008	WS04008	WS04008	WS04008	WS04008	WS04008
						Sampled_Date_Time	13/12/2019	14/01/2020	28/02/2020	19/03/2020	29/04/2020	12/05/2020	10/06/2020	31/07/2020	27/11/2019	27/01/2020	19/02/2020	18/03/2020	20/04/2020	19/05/2020
						Sample_Depth_Avg	2.73	2.36	2	2.5	3	2.5	2.5	1.4	0.55	0.64	4	4	4	4.5
						Project_ID	LTC - Phase 2	LTC - Phase 2	LTC - Phase 2 LTM	LTC - Phase 2	LTC - Phase 2 LTM	LTC - Phase 2	LTC - Phase 2 LTM	LTC - Phase 2	LTC - Phase 2	LTC - Phase 2	LTC - Phase 2 LTM	LTC - Phase 2	LTC - Phase 2 LTM	LTC - Phase 2
				UK Drinking Water Standards	UK Estuaries and coastal waters EQS	UK Freshwater EQS														
Chem_Group	**Analyte**	**Units**	**MDL**																	
	Pentachlorobiphenyl, 3,3,4,4,5- (PCB 126)	µg/L	0.015				<0.015	-	<0.015	-	-	-	-	-	-	-	-	-	-	-
	Tetrachlorobiphenyl, 3,3,4,4- (PCB 77)	µg/L	0.015				<0.015	-	<0.015	-	-	-	-	-	-	-	-	-	-	-
	Tetrachlorobiphenyl, 3,4,4,5- (PCB 81)	µg/L	0.015				<0.015	-	<0.015	-	-	-	-	-	-	-	-	-	-	-
	Total PCB 7 Congeners	µg/L	0.105				<0.105	-	<0.105	-	-	-	-	-	-	-	-	-	-	-
Phenolics	Xylenols (Filtered)	µg/L	0.5				<0.5	<0.5	<0.5	<0.5	<0.5	<0.5	0.55	<0.5	<0.5	<0.5	<0.5	<0.5	<0.5	<0.5
	Cresol Total (Filtered)	µg/L	0.5				0.5	1.24	<0.5	<0.5	<0.5	<0.5	<0.5	<0.5	<0.5	<0.5	<0.5	<0.5	<0.5	<0.5
	Phenol	µg/L	1	5800[#34]	7.7[#2]	7.7[#2]	-	-	-	-	-	-	-	-	-	-	-	-	-	-
	Phenol (Filtered)	µg/L	0.5	5800[#34]	7.7[#2]	7.7[#2]	1.4	<0.5	<0.5	<0.5	<0.5	<0.5	<0.5	<0.5	<0.5	<0.5	<0.5	<0.5	<0.5	<0.5
	Phenols Monohydric (Filtered)	µg/L	0.5				1.9	1.24	<0.5	<0.5	<0.5	<0.5	0.55	<0.5	<0.5	<0.5	<0.5	<0.5	<0.5	<0.5
Organotins	Tributyltin	µg/L	0.001		0.0002[#2]	0.0002[#2]	<0.03	<0.003	<0.001	-	-	-	-	-	-	-	-	-	-	-
Biological	Coliforms Total (Confirmed)	CFU/100mL					-	-	-	-	-	-	-	-	-	-	-	-	-	-
	Coliforms Total (Presumptive)	CFU/100mL					-	-	-	-	-	-	-	-	-	-	-	-	-	-
	Escherichia coli (Confirmed)	CFU/100mL					-	-	-	-	-	-	-	-	-	-	-	-	-	-
	Escherichia coli (Presumptive)	CFU/100mL					-	-	-	-	-	-	-	-	-	-	-	-	-	-
	Faecal streptococci (Confirmed)	CFU/100mL					-	-	-	-	-	-	-	-	-	-	-	-	-	-
	Faecal streptococci (Presumptive)	CFU/100mL					-	-	-	-	-	-	-	-	-	-	-	-	-	-
	Faecal Streptococci cfu/100ml	cfu/100ml					-	-							-	-				
	Coliform	cfu/100 ml					-	-							-	-				
	Salmonella	Detect					-	-	-	-	-	-	-	-	-	-	-	-	-	-
Pesticides	1-(3.4-Dichlorophenyl) urea (DCPU)	µg/l					<0.02	<0.02	<0.02	-	-	-	-	-	-	-	-	-	-	-
	2-(4-Chlorophenoxy)propionic acid, 4-CPP	µg/l					<0.1	<0.01	<0.01	-	-	-	-	-	-	-	-	-	-	-
	2-amino-N-(isopropyl)benzamide	µg/l					<0.02	<0.02	<0.02	-	-	-	-	-	-	-	-	-	-	-
	2-Chloro-2.6-diethylacetanilide	µg/l					<0.01	<0.01	<0.01	-	-	-	-	-	-	-	-	-	-	-
	Acibenzolar-S-methyl	µg/l					<0.03	<0.03	<0.03	-	-	-	-	-	-	-	-	-	-	-
	Aminopyralid	µg/l					<0.5	<0.05	<0.05	-	-	-	-	-	-	-	-	-	-	-
	Azoxystrobin	µg/L					<0.01	<0.01	<0.01	-	-	-	-	-	-	-	-	-	-	-
	BAM	µg/l					<0.01	<0.01	<0.01	-	-	-	-	-	-	-	-	-	-	-

						Location	WS04007	WS04007	WS04007	WS04007	WS04007	WS04007	WS04007	WS04007	WS04008	WS04008	WS04008	WS04008	WS04008	WS04008
						Sampled_Date_Time	13/12/2019	14/01/2020	28/02/2020	19/03/2020	29/04/2020	12/05/2020	10/06/2020	31/07/2020	27/11/2019	27/01/2020	19/02/2020	18/03/2020	20/04/2020	19/05/2020
						Sample_Depth_Avg	2.73	2.36	2	2.5	3	2.5	2.5	1.4	0.55	0.64	4	4	4	4.5
						Project_ID	LTC - Phase 2	LTC - Phase 2	LTC - Phase 2 LTM	LTC - Phase 2	LTC - Phase 2 LTM	LTC - Phase 2	LTC - Phase 2 LTM	LTC - Phase 2	LTC - Phase 2	LTC - Phase 2	LTC - Phase 2 LTM	LTC - Phase 2	LTC - Phase 2 LTM	LTC - Phase 2
				UK Drinking Water Standards	UK Estuaries and coastal waters EQS	UK Freshwater EQS														
Chem_Group	**Analyte**	**Units**	**MDL**																	
	Benalaxyl	µg/l					<0.02	<0.02	<0.02	-	-	-	-	-	-	-	-	-	-	-
	Bentazone methyl	µg/l					<0.03	<0.03	<0.03	-	-	-	-	-	-	-	-	-	-	-
	Bifenox	µg/L					<0.04	<0.04	<0.04	-	-	-	-	-	-	-	-	-	-	-
	Bitertanol	µg/l					<0.02	<0.02	<0.02	-	-	-	-	-	-	-	-	-	-	-
	Boscalid	µg/l					<0.01	<0.01	<0.01	-	-	-	-	-	-	-	-	-	-	-
	Cadusafos	µg/l					<0.02	<0.02	<0.02	-	-	-	-	-	-	-	-	-	-	-
	Carfentrazone-ethyl	µg/L					<0.04	<0.04	<0.04	-	-	-	-	-	-	-	-	-	-	-
	Chloridazon-desphenyl	µg/l					<0.03	<0.03	<0.03	-	-	-	-	-	-	-	-	-	-	-
	Chloridazon-methyl desphenyl	µg/l					<0.05	<0.05	<0.05	-	-	-	-	-	-	-	-	-	-	-
	Chlorotoluron-desmethyl	µg/l					<0.02	<0.02	<0.02	-	-	-	-	-	-	-	-	-	-	-
	Chlorpropham	µg/L			10[#4]	10[#4]	<0.05	<0.05	<0.05	-	-	-	-	-	-	-	-	-	-	-
	Clodinafop	µg/l					<0.03	<0.03	<0.03	-	-	-	-	-	-	-	-	-	-	-
	Clomeprop	µg/l					<0.01	<0.01	<0.01	-	-	-	-	-	-	-	-	-	-	-
	Crimidine	µg/l					<0.03	<0.03	<0.03	-	-	-	-	-	-	-	-	-	-	-
	Cybutryne (Irgarol)	µg/l					<0.01	<0.01	<0.01	-	-	-	-	-	-	-	-	-	-	-
	Cyprazine	µg/l					<0.02	<0.02	<0.02	-	-	-	-	-	-	-	-	-	-	-
	Cyprodinil	µg/L					<0.02	<0.02	<0.02	-	-	-	-	-	-	-	-	-	-	-
	Dichlofenthion	µg/l					<0.05	<0.05	<0.05	-	-	-	-	-	-	-	-	-	-	-
	Dichlormid	µg/l					<0.05	<0.05	<0.05	-	-	-	-	-	-	-	-	-	-	-
	Diethofencarb	µg/l					<0.02	<0.02	<0.02	-	-	-	-	-	-	-	-	-	-	-
	Difenacoum	µg/l					<0.02	<0.02	<0.02	-	-	-	-	-	-	-	-	-	-	-
	Dimefuron	µg/l					<0.02	<0.02	<0.02	-	-	-	-	-	-	-	-	-	-	-
	Dimethachlo	µg/l					<0.01	<0.01	<0.01	-	-	-	-	-	-	-	-	-	-	-
	Dimethenamid	µg/l					<0.01	<0.01	<0.01	-	-	-	-	-	-	-	-	-	-	-
	Dimethomorph	µg/l					<0.01	<0.01	<0.01	-	-	-	-	-	-	-	-	-	-	-
	Dinoterb	µg/l					<0.4	<0.04	<0.04	-	-	-	-	-	-	-	-	-	-	-
	Diuron desmethyl (DCPMU)	µg/l					<0.03	<0.03	<0.03	-	-	-	-	-	-	-	-	-	-	-

						Location	WS04007	WS04007	WS04007	WS04007	WS04007	WS04007	WS04007	WS04007	WS04008	WS04008	WS04008	WS04008	WS04008	WS04008
						Sampled_Date_Time	13/12/2019	14/01/2020	28/02/2020	19/03/2020	29/04/2020	12/05/2020	10/06/2020	31/07/2020	27/11/2019	27/01/2020	19/02/2020	18/03/2020	20/04/2020	19/05/2020
						Sample_Depth_Avg	2.73	2.36	2	2.5	3	2.5	2.5	1.4	0.55	0.64	4	4	4	4.5
						Project_ID	LTC - Phase 2	LTC - Phase 2	LTC - Phase 2 LTM	LTC - Phase 2	LTC - Phase 2 LTM	LTC - Phase 2	LTC - Phase 2 LTM	LTC - Phase 2	LTC - Phase 2	LTC - Phase 2	LTC - Phase 2 LTM	LTC - Phase 2	LTC - Phase 2 LTM	LTC - Phase 2
				UK Drinking Water Standards	UK Estuaries and coastal waters EQS	UK Freshwater EQS														
Chem_Group	**Analyte**	**Units**	**MDL**																	
	Epoxiconazole	µg/l					<0.03	<0.03	<0.03	-	-	-	-	-	-	-	-	-	-	-
	Etrimphos	µg/L	0.01				-	-	<0.01	-	-	-	-	-	-	-	-	-	-	-
	Fenoxaprop	µg/l					<0.03	<0.03	<0.03	-	-	-	-	-	-	-	-	-	-	-
	Fenpropidin	µg/l					<0.02	<0.02	<0.02	-	-	-	-	-	-	-	-	-	-	-
	Fenuron	µg/l					0.039	<0.01	0.02	-	-	-	-	-	-	-	-	-	-	-
	Fipronil	µg/L					<0.05	<0.05	<0.05	-	-	-	-	-	-	-	-	-	-	-
	Florasulam	µg/l					<0.02	<0.02	<0.02	-	-	-	-	-	-	-	-	-	-	-
	Fluazifop	µg/l					<0.02	<0.02	<0.02	-	-	-	-	-	-	-	-	-	-	-
	Fluazifop-P-butyl	µg/L					<0.02	<0.02	<0.02	-	-	-	-	-	-	-	-	-	-	-
	Foramsulfuron	µg/l					<0.01	<0.01	<0.01	-	-	-	-	-	-	-	-	-	-	-
	Furathiocarb	µg/l					<0.02	<0.02	<0.02	-	-	-	-	-	-	-	-	-	-	-
	Haloxyfop	µg/l					<0.03	<0.03	<0.03	-	-	-	-	-	-	-	-	-	-	-
	Haloxyfop-p-methyl	µg/l					<0.03	<0.03	<0.03	-	-	-	-	-	-	-	-	-	-	-
	Heptachlor epoxide	µg/L	0.01	0.03[#1]			-	-	<0.01	-	-	-	-	-	-	-	-	-	-	-
	Imazamox	µg/l					<0.01	<0.01	<0.01	-	-	-	-	-	-	-	-	-	-	-
	Indoxacarb	µg/L					<0.05	<0.05	<0.05	-	-	-	-	-	-	-	-	-	-	-
	Isoproturon-desmethyl	µg/l					<0.02	<0.02	<0.02	-	-	-	-	-	-	-	-	-	-	-
	Isoproturon-monodesmethyl	µg/l					<0.02	<0.02	<0.02	-	-	-	-	-	-	-	-	-	-	-
	Isopyrazam	µg/l					<0.03	<0.03	<0.03	-	-	-	-	-	-	-	-	-	-	-
	Kresoxim-methyl	µg/l					<0.03	<0.03	<0.03	-	-	-	-	-	-	-	-	-	-	-
	Malaoxon	µg/l					<0.02	<0.02	<0.02	-	-	-	-	-	-	-	-	-	-	-
	Mandipropamid	µg/l					-	-	<0.02	-	-	-	-	-	-	-	-	-	-	-
	Mecarbam	µg/l					<0.02	<0.02	<0.02	-	-	-	-	-	-	-	-	-	-	-
	Mesotrione	µg/l					<0.05	<0.05	<0.05	-	-	-	-	-	-	-	-	-	-	-
	Metconazole	µg/l					<0.02	<0.02	<0.02	-	-	-	-	-	-	-	-	-	-	-
	Metribuzin-desamino	µg/l					<0.01	<0.01	<0.01	-	-	-	-	-	-	-	-	-	-	-
	Naptalam	µg/l					<0.03	<0.03	<0.03	-	-	-	-	-	-	-	-	-	-	-

						Location	WS04007	WS04007	WS04007	WS04007	WS04007	WS04007	WS04007	WS04007	WS04008	WS04008	WS04008	WS04008	WS04008	WS04008
						Sampled_Date_Time	13/12/2019	14/01/2020	28/02/2020	19/03/2020	29/04/2020	12/05/2020	10/06/2020	31/07/2020	27/11/2019	27/01/2020	19/02/2020	18/03/2020	20/04/2020	19/05/2020
						Sample_Depth_Avg	2.73	2.36	2	2.5	3	2.5	2.5	1.4	0.55	0.64	4	4	4	4.5
						Project_ID	LTC - Phase 2	LTC - Phase 2	LTC - Phase 2 LTM	LTC - Phase 2	LTC - Phase 2 LTM	LTC - Phase 2	LTC - Phase 2 LTM	LTC - Phase 2	LTC - Phase 2	LTC - Phase 2	LTC - Phase 2 LTM	LTC - Phase 2	LTC - Phase 2 LTM	LTC - Phase 2
				UK Drinking Water Standards	UK Estuaries and coastal waters EQS	UK Freshwater EQS														
Chem_Group	**Analyte**	**Units**	**MDL**																	
	Nicosulfuron	µg/l					<0.01	<0.01	<0.01	-	-	-	-	-	-	-	-	-	-	-
	Nuarimol	µg/l					<0.02	<0.02	<0.02	-	-	-	-	-	-	-	-	-	-	-
	Oxadixyl	µg/l					<0.03	<0.03	<0.03	-	-	-	-	-	-	-	-	-	-	-
	Paraoxon-ethyl	µg/l					<0.02	<0.02	<0.02	-	-	-	-	-	-	-	-	-	-	-
	Parathion-ethyl	µg/l					<0.05	<0.05	<0.05	-	-	-	-	-	-	-	-	-	-	-
	Penconazole	µg/l					<0.02	<0.02	<0.02	-	-	-	-	-	-	-	-	-	-	-
	Pencycuron	µg/l					<0.02	<0.02	<0.02	-	-	-	-	-	-	-	-	-	-	-
	Phosphamidon II (E)	µg/l	0.01				-	-	<0.01	-	-	-	-	-	-	-	-	-	-	-
	Pretilachlor	µg/l					<0.02	<0.02	<0.02	-	-	-	-	-	-	-	-	-	-	-
	Primisulfuron-methyl	µg/l					<0.02	<0.02	<0.02	-	-	-	-	-	-	-	-	-	-	-
	Prodiamine	µg/l					<0.05	<0.05	<0.05	-	-	-	-	-	-	-	-	-	-	-
	Propaquizafop	µg/l					<0.03	<0.03	<0.03	-	-	-	-	-	-	-	-	-	-	-
	Propetamphos	µg/L	0.01		0.03[#4]	0.03[#4]	-	-	<0.01	-	-	-	-	-	-	-	-	-	-	-
	Prosulfocarb	µg/l					<0.01	<0.01	<0.01	-	-	-	-	-	-	-	-	-	-	-
	Prothioconazole	µg/l					<0.05	<0.5	<0.05	-	-	-	-	-	-	-	-	-	-	-
	Pyribenzoxim	µg/l					<0.05	<0.05	<0.05	-	-	-	-	-	-	-	-	-	-	-
	Quinmerac	µg/l					<0.01	<0.01	<0.01	-	-	-	-	-	-	-	-	-	-	-
	Quizalofop	µg/l					<0.05	<0.05	<0.05	-	-	-	-	-	-	-	-	-	-	-
	Rimsulfuron	µg/l					<0.01	<0.01	<0.01	-	-	-	-	-	-	-	-	-	-	-
	Sebuthylazine	µg/l					<0.01	<0.01	<0.01	-	-	-	-	-	-	-	-	-	-	-
	Simazine-2-hydroxy	µg/l					<0.01	<0.01	<0.01	-	-	-	-	-	-	-	-	-	-	-
	Sodium Acifluorfen	µg/L					<0.1	<0.01	<0.01	-	-	-	-	-	-	-	-	-	-	-
	Sulfosulfuron	µg/l					<0.01	<0.01	<0.01	-	-	-	-	-	-	-	-	-	-	-
	Tecnazene	µg/L	0.01		1[#4]	1[#4]	-	-	<0.01	-	-	-	-	-	-	-	-	-	-	-
	Teflubenzuron	µg/l					<0.03	<0.03	<0.03	-	-	-	-	-	-	-	-	-	-	-
	Terbuthylazine-desethyl	µg/l					<0.01	<0.01	<0.01	-	-	-	-	-	-	-	-	-	-	-
	Terbuthylazine-desethyl-2-hydroxy	µg/l					<0.01	<0.01	<0.01	-	-	-	-	-	-	-	-	-	-	-

						Location	WS04007	WS04007	WS04007	WS04007	WS04007	WS04007	WS04007	WS04007	WS04008	WS04008	WS04008	WS04008	WS04008	WS04008
						Sampled_Date_Time	13/12/2019	14/01/2020	28/02/2020	19/03/2020	29/04/2020	12/05/2020	10/06/2020	31/07/2020	27/11/2019	27/01/2020	19/02/2020	18/03/2020	20/04/2020	19/05/2020
						Sample_Depth_Avg	2.73	2.36	2	2.5	3	2.5	2.5	1.4	0.55	0.64	4	4	4	4.5
						Project_ID	LTC - Phase 2	LTC - Phase 2	LTC - Phase 2 LTM	LTC - Phase 2	LTC - Phase 2 LTM	LTC - Phase 2	LTC - Phase 2 LTM	LTC - Phase 2	LTC - Phase 2	LTC - Phase 2	LTC - Phase 2 LTM	LTC - Phase 2	LTC - Phase 2 LTM	LTC - Phase 2
				UK Drinking Water Standards	UK Estuaries and coastal waters EQS	UK Freshwater EQS														
Chem_Group	**Analyte**	**Units**	**MDL**																	
	Terbuthylazine-hydroxy	µg/l					<0.01	<0.01	<0.02	-	-	-	-	-	-	-	-	-	-	-
	Thiabendazole	µg/L			5[#4]	5[#4]	<0.03	<0.03	<0.03	-	-	-	-	-	-	-	-	-	-	-
	Thiamethoxam	µg/L					<0.01	<0.01	<0.01	-	-	-	-	-	-	-	-	-	-	-
	Tribenuron-methyl	µg/L					<0.01	<0.01	<0.01	-	-	-	-	-	-	-	-	-	-	-
	Trietazine	µg/L	0.01				-	-	<0.01	-	-	-	-	-	-	-	-	-	-	-
	Trifloxysulfuron-sodium	µg/l					<0.01	<0.01	<0.01	-	-	-	-	-	-	-	-	-	-	-
	Triflusulfuron-methyl	µg/l					<0.01	<0.01	<0.01	-	-	-	-	-	-	-	-	-	-	-
	Triforine	µg/l					<0.05	<0.05	<0.05	-	-	-	-	-	-	-	-	-	-	-
	Triticonazole	µg/l					<0.01	<0.01	<0.01	-	-	-	-	-	-	-	-	-	-	-
	Desmetryn	mg/L					<0.00001	<0.00001	<0.00001	-	-	-	-	-	-	-	-	-	-	-
	Simetryn	mg/L					<0.00001	<0.00001	<0.00001	-	-	-	-	-	-	-	-	-	-	-
	Clothianidin	µg/L					<0.01	<0.01	<0.01	-	-	-	-	-	-	-	-	-	-	-
	Cymoxanil	µg/L					<0.05	<0.05	<0.05	-	-	-	-	-	-	-	-	-	-	-
	Fluazifop-butyl	µg/L					<0.02	<0.02	<0.02	-	-	-	-	-	-	-	-	-	-	-
	Imazamethabenz-methyl	µg/L					<0.01	<0.01	<0.01	-	-	-	-	-	-	-	-	-	-	-
	Mesosulfuron-methyl	µg/L					<0.02	<0.02	<0.02	-	-	-	-	-	-	-	-	-	-	-
	Metamitron	µg/L					<0.03	<0.03	<0.03	-	-	-	-	-	-	-	-	-	-	-
	Metobromuron	µg/L					<0.03	<0.03	<0.03	-	-	-	-	-	-	-	-	-	-	-
	Monuron	µg/L					<0.02	<0.02	<0.02	-	-	-	-	-	-	-	-	-	-	-
	Secbumeton	µg/L					<0.01	<0.01	<0.01	-	-	-	-	-	-	-	-	-	-	-
	Spiroxamine	µg/L					<0.01	<0.01	<0.01	-	-	-	-	-	-	-	-	-	-	-
	Clomazon	µg/L					<0.01	<0.01	<0.01	-	-	-	-	-	-	-	-	-	-	-
	Metazachlor	µg/L	0.01				<0.01	<0.01	<0.01	-	-	-	-	-	-	-	-	-	-	-
	Methabenzthiazuran	µg/L					<0.01	<0.01	<0.01	-	-	-	-	-	-	-	-	-	-	-
	Iprovalicarb	µg/L					<0.01	<0.01	<0.01	-	-	-	-	-	-	-	-	-	-	-
	Chloroxuron	µg/L					<0.01	<0.01	<0.01	-	-	-	-	-	-	-	-	-	-	-
	Neburon	µg/L					<0.01	<0.01	<0.01	-	-	-	-	-	-	-	-	-	-	-

						Location	WS04007	WS04007	WS04007	WS04007	WS04007	WS04007	WS04007	WS04007	WS04008	WS04008	WS04008	WS04008	WS04008	WS04008
						Sampled_Date_Time	13/12/2019	14/01/2020	28/02/2020	19/03/2020	29/04/2020	12/05/2020	10/06/2020	31/07/2020	27/11/2019	27/01/2020	19/02/2020	18/03/2020	20/04/2020	19/05/2020
						Sample_Depth_Avg	2.73	2.36	2	2.5	3	2.5	2.5	1.4	0.55	0.64	4	4	4	4.5
						Project_ID	LTC - Phase 2	LTC - Phase 2	LTC - Phase 2 LTM	LTC - Phase 2	LTC - Phase 2 LTM	LTC - Phase 2	LTC - Phase 2 LTM	LTC - Phase 2	LTC - Phase 2	LTC - Phase 2	LTC - Phase 2 LTM	LTC - Phase 2	LTC - Phase 2 LTM	LTC - Phase 2
				UK Drinking Water Standards	UK Estuaries and coastal waters EQS	UK Freshwater EQS														
Chem_Group	**Analyte**	**Units**	**MDL**																	
	Metribuzin	µg/L					<0.03	<0.03	<0.03	-	-	-	-	-	-	-	-	-	-	-
	2,3,6-Trichlorobenzoic Acid (Tba)	µg/L					<2	<2	<1.5	-	-	-	-	-	-	-	-	-	-	-
	2,4,5-Trichlorophenoxy Acetic Acid	µg/L					<0.1	<0.01	<0.01	-	-	-	-	-	-	-	-	-	-	-
	2,4,5-TP (Silvex)	µg/L					<0.1	<0.01	<0.01	-	-	-	-	-	-	-	-	-	-	-
	Pyrimethanil	µg/L					<0.02	<0.02	<0.02	-	-	-	-	-	-	-	-	-	-	-
	Hedonal	µg/L			0.3[#2]	0.3[#2]	<0.1	<0.01	<0.01	-	-	-	-	-	-	-	-	-	-	-
	2,4-DDT	µg/L	0.01		0.00625[#42]	0.00625[#42]	-	-	<0.02	-	-	-	-	-	-	-	-	-	-	-
	Propachlor	µg/L	0.01				<0.01	<0.01	<0.01	-	-	-	-	-	-	-	-	-	-	-
	Propamocarb	µg/L					<0.03	<0.03	<0.03	-	-	-	-	-	-	-	-	-	-	-
	2,4-Dichlorprop	µg/L					<0.1	<0.01	<0.01	-	-	-	-	-	-	-	-	-	-	-
	3-Hydroxy Carbofuran	µg/L					<0.01	<0.01	<0.01	-	-	-	-	-	-	-	-	-	-	-
	4-(2,4-Dichlorophenoxy)butyric Acid (2,4-DB)	µg/L					<0.2	<0.02	<0.02	-	-	-	-	-	-	-	-	-	-	-
	4,4-DDE	µg/L	0.01		0.00625[#42]	0.00625[#42]	-	-	<0.01	-	-	-	-	-	-	-	-	-	-	-
	4-Bromo-3,5-dimethylphenyl-N-methylcarbamate	µg/L					<0.02	<0.02	<0.02	-	-	-	-	-	-	-	-	-	-	-
	a-BHC	µg/L	0.01				-	-	<0.01	-	-	-	-	-	-	-	-	-	-	-
	Acetochlor	µg/L					<0.03	<0.03	<0.03	-	-	-	-	-	-	-	-	-	-	-
	Aldicarb	µg/L					<0.05	<0.05	<0.05	-	-	-	-	-	-	-	-	-	-	-
	Aldicarb sulfone	µg/L					<0.01	<0.01	<0.01	-	-	-	-	-	-	-	-	-	-	-
	Aldrin	µg/L	0.01	0.03[#1]	0.00125[#43]	0.0025[#44]	-	-	<0.01	-	-	-	-	-	-	-	-	-	-	-
	Ametryn	µg/L					<0.01	<0.01	<0.01	-	-	-	-	-	-	-	-	-	-	-
	Amidosulfuron	µg/L					<0.02	<0.02	<0.02	-	-	-	-	-	-	-	-	-	-	-
	Acetamiprid	µg/L					<0.01	<0.01	<0.01	-	-	-	-	-	-	-	-	-	-	-
	Aclonifen	µg/L					<0.03	<0.03	<0.03	-	-	-	-	-	-	-	-	-	-	-
	Actril (Ioxynil)	µg/L			10[#4]	10[#4]	<0.1	<0.01	<0.01	-	-	-	-	-	-	-	-	-	-	-
	Atraton	µg/L					<0.01	<0.01	<0.01	-	-	-	-	-	-	-	-	-	-	-
	Atrazine	µg/L	0.01		0.6[#2]	0.6[#2]	<0.01	<0.01	<0.01	-	-	-	-	-	-	-	-	-	-	-
	Azinophos methyl	µg/L	0.02		0.01[#8]	0.01[#8]	<0.04	<0.04	<0.02	-	-	-	-	-	-	-	-	-	-	-

						Location	WS04007	WS04007	WS04007	WS04007	WS04007	WS04007	WS04007	WS04007	WS04008	WS04008	WS04008	WS04008	WS04008	WS04008
						Sampled_Date_Time	13/12/2019	14/01/2020	28/02/2020	19/03/2020	29/04/2020	12/05/2020	10/06/2020	31/07/2020	27/11/2019	27/01/2020	19/02/2020	18/03/2020	20/04/2020	19/05/2020
						Sample_Depth_Avg	2.73	2.36	2	2.5	3	2.5	2.5	1.4	0.55	0.64	4	4	4	4.5
						Project_ID	LTC - Phase 2	LTC - Phase 2	LTC - Phase 2 LTM	LTC - Phase 2	LTC - Phase 2 LTM	LTC - Phase 2	LTC - Phase 2 LTM	LTC - Phase 2	LTC - Phase 2	LTC - Phase 2	LTC - Phase 2 LTM	LTC - Phase 2	LTC - Phase 2 LTM	LTC - Phase 2
				UK Drinking Water Standards	UK Estuaries and coastal waters EQS	UK Freshwater EQS														
Chem_Group	**Analyte**	**Units**	**MDL**																	
	Baygon	µg/L					<0.01	<0.01	<0.01	-	-	-	-	-	-	-	-	-	-	-
	b-BHC	µg/L	0.01				-	-	<0.01	-	-	-	-	-	-	-	-	-	-	-
	Benazolin	µg/L					<0.5	<0.05	<0.05	-	-	-	-	-	-	-	-	-	-	-
	Bendiocarb	µg/L					<0.01	<0.01	<0.01	-	-	-	-	-	-	-	-	-	-	-
	Bentazone	µg/L			500[#4]	500[#4]	<0.1	<0.01	<0.01	-	-	-	-	-	-	-	-	-	-	-
	Bidrin	µg/L					<0.01	<0.01	<0.01	-	-	-	-	-	-	-	-	-	-	-
	Bromacil	µg/L					<0.01	<0.01	<0.01	-	-	-	-	-	-	-	-	-	-	-
	Bromazil	µg/L					<0.03	<0.03	<0.03	-	-	-	-	-	-	-	-	-	-	-
	Bromophos-ethyl	µg/L					<0.03	<0.03	<0.03	-	-	-	-	-	-	-	-	-	-	-
	Bromoxynil	µg/L			100[#4]	100[#4]	<0.1	<0.01	<0.01	-	-	-	-	-	-	-	-	-	-	-
	Carbaryl	µg/L					<0.01	<0.01	<0.01	-	-	-	-	-	-	-	-	-	-	-
	Carbendazim	µg/L				0.15[#4]	<0.01	<0.01	<0.01	-	-	-	-	-	-	-	-	-	-	-
	Carbetamide	µg/L					<0.01	<0.01	<0.01	-	-	-	-	-	-	-	-	-	-	-
	Carbofuran	µg/L					<0.01	<0.01	<0.01	-	-	-	-	-	-	-	-	-	-	-
	Carbophenothion	µg/L	0.01				-	-	<0.01	-	-	-	-	-	-	-	-	-	-	-
	Carboxin	µg/L					<0.02	<0.02	<0.02	-	-	-	-	-	-	-	-	-	-	-
	Chlorbromuron	µg/L					<0.01	<0.01	<0.01	-	-	-	-	-	-	-	-	-	-	-
	Chlordane (cis)	µg/L	0.01				-	-	<0.01	-	-	-	-	-	-	-	-	-	-	-
	Azinphos Ethyl	µg/L	0.02				<0.04	<0.04	<0.02	-	-	-	-	-	-	-	-	-	-	-
	Chlordane (trans)	µg/L	0.01				-	-	<0.01	-	-	-	-	-	-	-	-	-	-	-
	Chlorfenvinphos	µg/L	0.01		0.1[#2]	0.1[#2]	<0.01	<0.01	<0.01	-	-	-	-	-	-	-	-	-	-	-
	Chloridazon	µg/L					<0.01	<0.01	<0.01	-	-	-	-	-	-	-	-	-	-	-
	Chlorotoluron	µg/L			2[#4]	2[#4]	<0.01	<0.01	<0.01	-	-	-	-	-	-	-	-	-	-	-
	Chlorpyrifos	µg/L	0.01		0.03[#2]		<0.005	<0.005	<0.005	-	-	-	-	-	-	-	-	-	-	-
	Chlorpyrifos-methyl	µg/L	0.01				<0.02	<0.02	<0.01	-	-	-	-	-	-	-	-	-	-	-
	Chlorsulfuron	µg/L					-	-	<0.01	-	-	-	-	-	-	-	-	-	-	-
	Clopyralid	µg/L					<0.3	<0.03	<0.03	-	-	-	-	-	-	-	-	-	-	-

						Location	WS04007	WS04007	WS04007	WS04007	WS04007	WS04007	WS04007	WS04007	WS04008	WS04008	WS04008	WS04008	WS04008	WS04008
						Sampled_Date_Time	13/12/2019	14/01/2020	28/02/2020	19/03/2020	29/04/2020	12/05/2020	10/06/2020	31/07/2020	27/11/2019	27/01/2020	19/02/2020	18/03/2020	20/04/2020	19/05/2020
						Sample_Depth_Avg	2.73	2.36	2	2.5	3	2.5	2.5	1.4	0.55	0.64	4	4	4	4.5
						Project_ID	LTC - Phase 2	LTC - Phase 2	LTC - Phase 2 LTM	LTC - Phase 2	LTC - Phase 2 LTM	LTC - Phase 2	LTC - Phase 2 LTM	LTC - Phase 2	LTC - Phase 2	LTC - Phase 2	LTC - Phase 2 LTM	LTC - Phase 2	LTC - Phase 2 LTM	LTC - Phase 2
				UK Drinking Water Standards	UK Estuaries and coastal waters EQS	UK Freshwater EQS														
Chem_Group	**Analyte**	**Units**	**MDL**																	
	Coumaphos	µg/L	0.01		0.03[#4]	0.03[#4]	<0.02	<0.02	<0.01	-	-	-	-	-	-	-	-	-	-	-
	Cyanazine	µg/L	0.01				<0.01	<0.01	<0.01	-	-	-	-	-	-	-	-	-	-	-
	Cyproconazole	µg/L					<0.01	<0.01	<0.01	-	-	-	-	-	-	-	-	-	-	-
	Cyromazine	µg/L					<0.05	<0.05	<0.05	-	-	-	-	-	-	-	-	-	-	-
	d-BHC	µg/L	0.01				-	-	<0.01	-	-	-	-	-	-	-	-	-	-	-
	DDD	µg/L	0.01		0.00625[#42]	0.00625[#42]	-	-	<0.01	-	-	-	-	-	-	-	-	-	-	-
	DDT	µg/L	0.01		0.01[#45]	0.01[#45]	-	-	<0.03	-	-	-	-	-	-	-	-	-	-	-
	Deisopropylatrazine	µg/L					<0.01	<0.01	<0.01	-	-	-	-	-	-	-	-	-	-	-
	Chlorothalonil	µg/L	0.01			0.035[#2]	-	-	<0.01	-	-	-	-	-	-	-	-	-	-	-
	Deethylatrazine	µg/L					<0.01	<0.01	<0.01	-	-	-	-	-	-	-	-	-	-	-
	Demeton-S-methyl	µg/L	0.01				-	-	<0.01	-	-	-	-	-	-	-	-	-	-	-
	Diazinon	µg/L	0.01		0.01[#2]	0.01[#2]	<0.02	<0.01	<0.01	-	-	-	-	-	-	-	-	-	-	-
	Dicamba	µg/L					<0.3	<0.03	<0.03	-	-	-	-	-	-	-	-	-	-	-
	Dichlobenil	µg/L	0.01				-	-	<0.01	-	-	-	-	-	-	-	-	-	-	-
	Dichlorvos	µg/L	0.01		0.04[#4]	0.001[#4]	<0.05	<0.01	<0.01	-	-	-	-	-	-	-	-	-	-	-
	Diclofop	µg/L					<0.2	<0.02	<0.02	-	-	-	-	-	-	-	-	-	-	-
	Dieldrin	µg/L	0.01	0.03[#1]	0.00125[#43]	0.0025[#44]	-	-	<0.01	-	-	-	-	-	-	-	-	-	-	-
	Difenoconazole	µg/L					<0.02	<0.02	<0.02	-	-	-	-	-	-	-	-	-	-	-
	Difenoxuron	µg/L					<0.02	<0.02	<0.02	-	-	-	-	-	-	-	-	-	-	-
	Diflubenzuron	µg/L			0.005[#4]	0.001[#4]	<0.02	<0.02	<0.02	-	-	-	-	-	-	-	-	-	-	-
	Diflufenican	µg/L					<0.01	<0.01	<0.01	-	-	-	-	-	-	-	-	-	-	-
	Dimethoate	µg/L	0.01		0.48[#2]	0.48[#2]	<0.01	<0.01	<0.01	-	-	-	-	-	-	-	-	-	-	-
	Dinoseb	µg/L					<0.2	<0.02	<0.02	-	-	-	-	-	-	-	-	-	-	-
	Disulfoton	µg/L	0.01				-	-	<0.01	-	-	-	-	-	-	-	-	-	-	-
	Diuron	µg/L			0.2[#2]	0.2[#2]	<0.01	<0.01	<0.01	-	-	-	-	-	-	-	-	-	-	-
	Endosulfan I	µg/L	0.01				-	-	<0.01	-	-	-	-	-	-	-	-	-	-	-
	Endosulfan II	µg/L	0.02				-	-	<0.02	-	-	-	-	-	-	-	-	-	-	-

						Location	WS04007	WS04007	WS04007	WS04007	WS04007	WS04007	WS04007	WS04007	WS04008	WS04008	WS04008	WS04008	WS04008	WS04008
						Sampled_Date_Time	13/12/2019	14/01/2020	28/02/2020	19/03/2020	29/04/2020	12/05/2020	10/06/2020	31/07/2020	27/11/2019	27/01/2020	19/02/2020	18/03/2020	20/04/2020	19/05/2020
						Sample_Depth_Avg	2.73	2.36	2	2.5	3	2.5	2.5	1.4	0.55	0.64	4	4	4	4.5
						Project_ID	LTC - Phase 2	LTC - Phase 2	LTC - Phase 2 LTM	LTC - Phase 2	LTC - Phase 2 LTM	LTC - Phase 2	LTC - Phase 2 LTM	LTC - Phase 2	LTC - Phase 2	LTC - Phase 2	LTC - Phase 2 LTM	LTC - Phase 2	LTC - Phase 2 LTM	LTC - Phase 2
				UK Drinking Water Standards	UK Estuaries and coastal waters EQS	UK Freshwater EQS														
Chem_Group	**Analyte**	**Units**	**MDL**																	
	Endosulfan sulphate	µg/L	0.02				-	-	<0.02	-	-	-	-	-	-	-	-	-	-	-
	Endrin	µg/L	0.01		0.00125[#43]	0.0025[#44]	-	-	<0.01	-	-	-	-	-	-	-	-	-	-	-
	s-Ethyl dipropylthiocarbamate	µg/L					<0.02	<0.02	<0.02	-	-	-	-	-	-	-	-	-	-	-
	Ethiofencarb	µg/L					<0.02	<0.02	<0.02	-	-	-	-	-	-	-	-	-	-	-
	Ethion	µg/L	0.01				<0.02	<0.02	<0.01	-	-	-	-	-	-	-	-	-	-	-
	Ethoprop	µg/L					<0.02	<0.02	<0.02	-	-	-	-	-	-	-	-	-	-	-
	Ethofumesate	µg/L					<0.01	<0.01	<0.01	-	-	-	-	-	-	-	-	-	-	-
	Etridiazole	µg/L	0.01				-	-	<0.01	-	-	-	-	-	-	-	-	-	-	-
	Fenamiphos	µg/L					<0.02	<0.02	<0.02	-	-	-	-	-	-	-	-	-	-	-
	Fenarimol	µg/L					<0.03	<0.03	<0.03	-	-	-	-	-	-	-	-	-	-	-
	Fenitrothion	µg/L	0.01		0.01[#4]	0.01[#4]	-	<0.03	<0.01	-	-	-	-	-	-	-	-	-	-	-
	Fensulfothion	µg/L					<0.02	<0.02	<0.02	-	-	-	-	-	-	-	-	-	-	-
	Fenhexamid	µg/L					<0.03	<0.03	<0.03	-	-	-	-	-	-	-	-	-	-	-
	Fenoxycarb	µg/L					<0.02	<0.02	<0.02	-	-	-	-	-	-	-	-	-	-	-
	Fenthion	µg/L	0.01				-	<0.02	<0.01	-	-	-	-	-	-	-	-	-	-	-
	Fenpropimorf	µg/L					<0.01	<0.01	<0.01	-	-	-	-	-	-	-	-	-	-	-
	Fluroxypyr	µg/L					<0.2	<0.02	<0.02	-	-	-	-	-	-	-	-	-	-	-
	Flutolanil	µg/L					<0.02	<0.02	<0.02	-	-	-	-	-	-	-	-	-	-	-
	Fonofos	µg/L					<0.05	<0.05	<0.05	-	-	-	-	-	-	-	-	-	-	-
	EPTC	µg/L					-	-							-	-				
	g-BHC (Lindane)	µg/L	0.01				-	-	<0.01	-	-	-	-	-	-	-	-	-	-	-
	Haloxyfop-methyl	µg/L					<0.03	<0.03	<0.03	-	-	-	-	-	-	-	-	-	-	-
	Thifensulfuron	µg/L					<0.01	<0.01	<0.01	-	-	-	-	-	-	-	-	-	-	-
	Heptachlor	µg/L	0.01	0.03[#1]			-	-	<0.01	-	-	-	-	-	-	-	-	-	-	-
	Hexaconazole	µg/L					<0.02	<0.02	<0.02	-	-	-	-	-	-	-	-	-	-	-
	Hexazinone	µg/L					<0.01	<0.01	<0.01	-	-	-	-	-	-	-	-	-	-	-
	Hydroxyatrazine	µg/L					<0.01	<0.01	0.011	-	-	-	-	-	-	-	-	-	-	-

						Location	WS04007	WS04007	WS04007	WS04007	WS04007	WS04007	WS04007	WS04007	WS04008	WS04008	WS04008	WS04008	WS04008	WS04008
						Sampled_Date_Time	13/12/2019	14/01/2020	28/02/2020	19/03/2020	29/04/2020	12/05/2020	10/06/2020	31/07/2020	27/11/2019	27/01/2020	19/02/2020	18/03/2020	20/04/2020	19/05/2020
						Sample_Depth_Avg	2.73	2.36	2	2.5	3	2.5	2.5	1.4	0.55	0.64	4	4	4	4.5
						Project_ID	LTC - Phase 2	LTC - Phase 2	LTC - Phase 2 LTM	LTC - Phase 2	LTC - Phase 2 LTM	LTC - Phase 2	LTC - Phase 2 LTM	LTC - Phase 2	LTC - Phase 2	LTC - Phase 2	LTC - Phase 2 LTM	LTC - Phase 2	LTC - Phase 2 LTM	LTC - Phase 2
				UK Drinking Water Standards	UK Estuaries and coastal waters EQS	UK Freshwater EQS														
Chem_Group	**Analyte**	**Units**	**MDL**																	
	Iprodione	µg/L					<0.03	<0.03	<0.03	-	-	-	-	-	-	-	-	-	-	-
	Isodrin	µg/L	0.01		0.00125[#43]	0.0025[#44]	-	-	<0.01	-	-	-	-	-	-	-	-	-	-	-
	Isoproturon	µg/L			0.3[#2]	0.3[#2]	<0.01	<0.01	<0.01	-	-	-	-	-	-	-	-	-	-	-
	Linuron	µg/L			0.5[#2]	0.5[#2]	<0.02	<0.02	<0.02	-	-	-	-	-	-	-	-	-	-	-
	Malathion	µg/L	0.01		0.02[#4]	0.01[#4]	<0.01	<0.01	<0.01	-	-	-	-	-	-	-	-	-	-	-
	2-Methyl-4-chlorophenoxyacetic acid	µg/L					<0.1	<0.01	<0.01	-	-	-	-	-	-	-	-	-	-	-
	2-Methyl-4-Chlorophenoxy Butanoic Acid	µg/L					<0.2	<0.02	<0.02	-	-	-	-	-	-	-	-	-	-	-
	Mecoprop	µg/L			18[#2]	18[#2]	<0.1	<0.01	<0.01	-	-	-	-	-	-	-	-	-	-	-
	Mefenpyr-diethyl	µg/L					<0.02	<0.02	<0.02	-	-	-	-	-	-	-	-	-	-	-
	Metachlor	µg/L	0.01		0.3[#2]	0.3[#2]	<0.02	<0.02	<0.01	-	-	-	-	-	-	-	-	-	-	-
	Metalaxyl	µg/L					<0.01	<0.01	<0.01	-	-	-	-	-	-	-	-	-	-	-
	Methamidophos	µg/L					<0.01	<0.01	<0.01	-	-	-	-	-	-	-	-	-	-	-
	Methidathion	µg/L					<0.01	<0.01	<0.01	-	-	-	-	-	-	-	-	-	-	-
	Methiocarb	µg/L				0.01[#4]	<0.01	<0.01	<0.01	-	-	-	-	-	-	-	-	-	-	-
	Methomyl	µg/L					<0.01	<0.01	<0.01	-	-	-	-	-	-	-	-	-	-	-
	Methoxychlor	µg/L	0.01				-	-	<0.03	-	-	-	-	-	-	-	-	-	-	-
	Methoxyfenozide	µg/L					<0.03	<0.03	<0.03	-	-	-	-	-	-	-	-	-	-	-
	Methyl parathion	µg/L	0.01				-	<0.03	<0.01	-	-	-	-	-	-	-	-	-	-	-
	Metolachlor	µg/L					<0.01	<0.01	<0.01	-	-	-	-	-	-	-	-	-	-	-
	Metoxuron	µg/L					<0.01	<0.01	<0.01	-	-	-	-	-	-	-	-	-	-	-
	Metsulfuron Methyl	µg/L					<0.01	<0.01	<0.01	-	-	-	-	-	-	-	-	-	-	-
	Mevinphos (Phosdrin)	µg/L	0.01			0.02(MAC)[#46]	-	<0.01	<0.01	-	-	-	-	-	-	-	-	-	-	-
	Molinate	µg/L					<0.01	<0.01	<0.01	-	-	-	-	-	-	-	-	-	-	-
	Monlinuran	µg/L					<0.02	<0.02	<0.02	-	-	-	-	-	-	-	-	-	-	-
	Monocrotophos	µg/L					<0.01	<0.01	<0.01	-	-	-	-	-	-	-	-	-	-	-
	Napropamide	µg/L					<0.01	<0.01	<0.01	-	-	-	-	-	-	-	-	-	-	-
	Flusilazole (NuStar)	µg/L					<0.01	<0.01	<0.01	-	-	-	-	-	-	-	-	-	-	-

						Location	WS04007	WS04007	WS04007	WS04007	WS04007	WS04007	WS04007	WS04007	WS04008	WS04008	WS04008	WS04008	WS04008	WS04008
						Sampled_Date_Time	13/12/2019	14/01/2020	28/02/2020	19/03/2020	29/04/2020	12/05/2020	10/06/2020	31/07/2020	27/11/2019	27/01/2020	19/02/2020	18/03/2020	20/04/2020	19/05/2020
						Sample_Depth_Avg	2.73	2.36	2	2.5	3	2.5	2.5	1.4	0.55	0.64	4	4	4	4.5
						Project_ID	LTC - Phase 2	LTC - Phase 2	LTC - Phase 2 LTM	LTC - Phase 2	LTC - Phase 2 LTM	LTC - Phase 2	LTC - Phase 2 LTM	LTC - Phase 2	LTC - Phase 2	LTC - Phase 2	LTC - Phase 2 LTM	LTC - Phase 2	LTC - Phase 2 LTM	LTC - Phase 2
				UK Drinking Water Standards	UK Estuaries and coastal waters EQS	UK Freshwater EQS														
Chem_Group	**Analyte**	**Units**	**MDL**																	
	o,p-DDD	µg/L	0.01				-	-	<0.01	-	-	-	-	-	-	-	-	-	-	-
	o,p'-DDE	µg/L	0.01				-	-	<0.01	-	-	-	-	-	-	-	-	-	-	-
	o,p-Methoxychlor	µg/L	0.01				-	-	<0.02	-	-	-	-	-	-	-	-	-	-	-
	Omethoate	µg/L	0.01			0.01[#4]	<0.03	<0.03	<0.01	-	-	-	-	-	-	-	-	-	-	-
	Oxamyl	µg/L					<0.01	<0.01	<0.01	-	-	-	-	-	-	-	-	-	-	-
	Paclobutrazol	µg/L					<0.02	<0.02	<0.02	-	-	-	-	-	-	-	-	-	-	-
	Methyl Paraoxon	µg/L					<0.02	<0.02	<0.02	-	-	-	-	-	-	-	-	-	-	-
	Parathion	µg/L	0.01				-	<0.02	<0.01	-	-	-	-	-	-	-	-	-	-	-
	Pendimethalin	µg/L	0.01			0.3[#2]	<0.03	<0.02	<0.01	-	-	-	-	-	-	-	-	-	-	-
	Imidacloprid	µg/L					<0.01	<0.01	<0.01	-	-	-	-	-	-	-	-	-	-	-
	Permethrin	µg/L	0.01		0.0002[#4]	0.001[#4]	-	-	<0.01	-	-	-	-	-	-	-	-	-	-	-
	Permethrin II	µg/L	0.01				-	-	<0.01	-	-	-	-	-	-	-	-	-	-	-
	Phorate	µg/L	0.01				<0.03	<0.01	<0.01	-	-	-	-	-	-	-	-	-	-	-
	Phosmet	µg/L					<0.05	<0.05	<0.05	-	-	-	-	-	-	-	-	-	-	-
	Lenacil	µg/L					<0.03	<0.03	<0.03	-	-	-	-	-	-	-	-	-	-	-
	Picloram	µg/L					<0.05	<0.05	<0.02	-	-	-	-	-	-	-	-	-	-	-
	Picoxystrobin	µg/L					<0.01	<0.01	<0.01	-	-	-	-	-	-	-	-	-	-	-
	Pirimicarb	µg/L			1[#4]	1[#4]	<0.01	<0.01	<0.01	-	-	-	-	-	-	-	-	-	-	-
	Pirimiphos-methyl	µg/L	0.01		0.015[#4]	0.015[#4]	<0.01	<0.01	<0.01	-	-	-	-	-	-	-	-	-	-	-
	Pirimphos-ethyl	µg/L					<0.02	<0.02	<0.02	-	-	-	-	-	-	-	-	-	-	-
	Prochloraz	µg/L			4[#4]	4[#4]	<0.02	<0.02	<0.02	-	-	-	-	-	-	-	-	-	-	-
	Profenofos	µg/L					<0.01	<0.01	<0.01	-	-	-	-	-	-	-	-	-	-	-
	Promecarb	µg/L					<0.01	<0.01	<0.01	-	-	-	-	-	-	-	-	-	-	-
	Prometon	µg/L					<0.02	<0.02	<0.02	-	-	-	-	-	-	-	-	-	-	-
	Prometryn	µg/L	0.01				<0.01	<0.01	<0.01	-	-	-	-	-	-	-	-	-	-	-
	Pronamide	µg/L	0.01		100[#4]	100[#4]	0.126	0.011	<0.01	-	-	-	-	-	-	-	-	-	-	-
	Propanil	µg/L					<0.03	<0.03	<0.03	-	-	-	-	-	-	-	-	-	-	-

						Location	WS04007	WS04007	WS04007	WS04007	WS04007	WS04007	WS04007	WS04007	WS04008	WS04008	WS04008	WS04008	WS04008	WS04008
						Sampled_Date_Time	13/12/2019	14/01/2020	28/02/2020	19/03/2020	29/04/2020	12/05/2020	10/06/2020	31/07/2020	27/11/2019	27/01/2020	19/02/2020	18/03/2020	20/04/2020	19/05/2020
						Sample_Depth_Avg	2.73	2.36	2	2.5	3	2.5	2.5	1.4	0.55	0.64	4	4	4	4.5
						Project_ID	LTC - Phase 2	LTC - Phase 2	LTC - Phase 2 LTM	LTC - Phase 2	LTC - Phase 2 LTM	LTC - Phase 2	LTC - Phase 2 LTM	LTC - Phase 2	LTC - Phase 2	LTC - Phase 2	LTC - Phase 2 LTM	LTC - Phase 2	LTC - Phase 2 LTM	LTC - Phase 2
				UK Drinking Water Standards	UK Estuaries and coastal waters EQS	UK Freshwater EQS														
Chem_Group	**Analyte**	**Units**	**MDL**																	
	Propazine	µg/L	0.01				<0.01	<0.01	<0.01	-	-	-	-	-	-	-	-	-	-	-
	Propham	µg/L					<0.05	<0.05	<0.05	-	-	-	-	-	-	-	-	-	-	-
	Propiconazole	µg/L					0.018	<0.01	<0.01	-	-	-	-	-	-	-	-	-	-	-
	Propoxycarbazone-sodium	µg/L					<0.05	<0.05	<0.01	-	-	-	-	-	-	-	-	-	-	-
	Pursuit	µg/L					<0.01	<0.01	<0.01	-	-	-	-	-	-	-	-	-	-	-
	Pyriproxyfen	µg/L					<0.03	<0.03	<0.03	-	-	-	-	-	-	-	-	-	-	-
	Quinclorac	µg/L					<0.02	<0.02	<0.02	-	-	-	-	-	-	-	-	-	-	-
	Quinoxyfen	µg/L					<0.04	<0.04	<0.04	-	-	-	-	-	-	-	-	-	-	-
	Savey	µg/L					<0.02	<0.02	<0.02	-	-	-	-	-	-	-	-	-	-	-
	Sethoxydim	µg/L					<0.02	<0.02	<0.02	-	-	-	-	-	-	-	-	-	-	-
	Simazine	µg/L	0.01		1[#2]	1[#2]	<0.01	<0.01	<0.01	-	-	-	-	-	-	-	-	-	-	-
	Tebuthiuron	µg/L					<0.02	<0.02	<0.02	-	-	-	-	-	-	-	-	-	-	-
	Terbutryn	µg/L	0.01				<0.01	<0.01	<0.01	-	-	-	-	-	-	-	-	-	-	-
	Terbuthylazine	µg/L					-	-	<0.01	-	-	-	-	-	-	-	-	-	-	-
	Terbutylazine	µg/L					<0.01	<0.01							-	-				
	Phosalone	µg/L	0.01				<0.01	<0.01	<0.01	-	-	-	-	-	-	-	-	-	-	-
	Phosphamidon	µg/L	0.01				<0.01	<0.01	<0.01	-	-	-	-	-	-	-	-	-	-	-
	Thiobencarb	µg/L					<0.01	<0.01	<0.01	-	-	-	-	-	-	-	-	-	-	-
	Thiophanate-methyl	µg/L					<0.03	<0.03	<0.03	-	-	-	-	-	-	-	-	-	-	-
	Triadimefon	µg/L	0.01				<0.02	<0.02	<0.01	-	-	-	-	-	-	-	-	-	-	-
	Triadimenol	µg/L					<0.01	<0.01	<0.01	-	-	-	-	-	-	-	-	-	-	-
	Triallate	µg/L	0.01		0.25[#4]	0.25[#4]	<0.05	<0.05	<0.01	-	-	-	-	-	-	-	-	-	-	-
	Triasulfuron	µg/L					<0.02	<0.02	<0.02	-	-	-	-	-	-	-	-	-	-	-
	Tributyl phosphate	µg/L	0.01		50[#4]	50[#4]	-	-	-	-	-	-	-	-	-	-	-	-	-	-
	Triclopyr	µg/L					<0.3	<0.03	<0.03	-	-	-	-	-	-	-	-	-	-	-
	Triclosan	µg/L					<1	<0.5	<0.5	-	-	-	-	-	-	-	-	-	-	-
	Trifluralin	µg/L	0.01		0.03[#2]	0.03[#2]	-	-	<0.01	-	-	-	-	-	-	-	-	-	-	-

						Location	WS04007	WS04007	WS04007	WS04007	WS04007	WS04007	WS04007	WS04007	WS04008	WS04008	WS04008	WS04008	WS04008	WS04008
						Sampled_Date_Time	13/12/2019	14/01/2020	28/02/2020	19/03/2020	29/04/2020	12/05/2020	10/06/2020	31/07/2020	27/11/2019	27/01/2020	19/02/2020	18/03/2020	20/04/2020	19/05/2020
						Sample_Depth_Avg	2.73	2.36	2	2.5	3	2.5	2.5	1.4	0.55	0.64	4	4	4	4.5
						Project_ID	LTC - Phase 2	LTC - Phase 2	LTC - Phase 2 LTM	LTC - Phase 2	LTC - Phase 2 LTM	LTC - Phase 2	LTC - Phase 2 LTM	LTC - Phase 2	LTC - Phase 2	LTC - Phase 2	LTC - Phase 2 LTM	LTC - Phase 2	LTC - Phase 2 LTM	LTC - Phase 2
				UK Drinking Water Standards	UK Estuaries and coastal waters EQS	UK Freshwater EQS														
Chem_Group	**Analyte**	**Units**	**MDL**																	
	Tebuconazole	µg/L					0.022	<0.01	<0.01	-	-	-	-	-	-	-	-	-	-	-
	Telodrin	µg/L	0.01				-	-	<0.01	-	-	-	-	-	-	-	-	-	-	-
	Triazophos	µg/L	0.01		0.005[#4]	0.005[#4]	<0.02	<0.02	<0.01	-	-	-	-	-	-	-	-	-	-	-
	Tricyclazole	µg/L					<0.01	<0.01	<0.01	-	-	-	-	-	-	-	-	-	-	-
Surrogate	Surrogate Value	%					99.9	71.3	72.1	-	-	-	-	-	-	-	-	-	-	-
SVOC TIC	SVOC TICS - Detect	Detect					-	-	-	-	-	-	-	-	-	-	-	-	-	-
	SVOC Tentatively Identified Compounds	µg/L	10				-	-	-	-	-	-	-	-	-	-	-	-	-	-
VOC TIC	VOC TICs - Detect	Detect					-	-	-	-	-	-	-	-	-	-	-	-	-	-
	VOC Tentatively Identified Compounds	µg/l	10				-	-	-	-	-	-	-	-	-	-	-	-	-	-
Other	Biochemical Oxygen Demand (5-day test)	µg/L	1000				-	-	-	-	-	-	-	-	-	-	-	-	-	-
	Redox	mV					-	144	147	-	-	-	-	-	-	-	-	-	-	-
	Salinity (no units)	PSS-78					-	7.35							4.54	4.52				
	Conductivity @ 20oC	µS/cm	5				-	11,400	8640	10,500	10,800	9940	10,400	9790	7250	7230	6990	6900	7090	7220
	Total Dissolved Solids (Filtered)	mg/L	10				-	7750	6050	5780	7490	6430	7200	7070	5760	5600	5650	5730	5610	-
	Biological Oxygen Demand	mg/L	1				14.2	10.1	6.45	4.03	2.8	3.61	2.74	<10	2.1	<1	<1	<1	<1	-
	Chemical Oxygen Demand	mg/L	7				311	216	186	384	114	281	119	220	178	166	159	155	163	-
	Dissolved Organic Carbon (Filtered)	µg/L	3000				43,600	47,400	51,200	43,600	51,600	53,600	57,700	53,300	43,200	51,500	53,000	47,700	47,700	-
	pH (Lab)	pH_Units	1	6.5-9.5[#1]	6-8.5(MAC)[#46]	6-9(MAC)[#46]	-	7.58	7.51	8.09	7.19	7.31	7.33	7.11	8.1	7.51	7.62	7.81	7.5	7.73
	Total Organic Carbon	mg/l	3				-	-							-	-				

Environmental Standards Comments

						Location	WS04007	WS04007	WS04007	WS04007	WS04007	WS04007	WS04007	WS04007	WS04008	WS04008	WS04008	WS04008	WS04008	WS04008
						Sampled_Date_Time	13/12/2019	14/01/2020	28/02/2020	19/03/2020	29/04/2020	12/05/2020	10/06/2020	31/07/2020	27/11/2019	27/01/2020	19/02/2020	18/03/2020	20/04/2020	19/05/2020
						Sample_Depth_Avg	2.73	2.36	2	2.5	3	2.5	2.5	1.4	0.55	0.64	4	4	4	4.5
						Project_ID	LTC - Phase 2	LTC - Phase 2	LTC - Phase 2 LTM	LTC - Phase 2	LTC - Phase 2 LTM	LTC - Phase 2	LTC - Phase 2 LTM	LTC - Phase 2	LTC - Phase 2	LTC - Phase 2	LTC - Phase 2 LTM	LTC - Phase 2	LTC - Phase 2 LTM	LTC - Phase 2
				UK Drinking Water Standards	UK Estuaries and coastal waters EQS	UK Freshwater EQS														
Chem_Group	**Analyte**	**Units**	**MDL**																	
#1:Water Supply (Water Quality) Regulations 2016.																				
#2:Water Framework Directive (Standards and Classification) Directions (England and Wales) 2015.																				

#3:Operational Targets and EQS. EA, April 2018
#4:Water Framework Directive (Standards & Classification) Directions (England & Wales) 2015. Dissolved fraction.
#5:Water Framework Directive (Standards & Classification) Directions (England & Wales) 2015. Dissolved fraction. Lowest criteria presented (<40mg/l of CaCO3). See 'further assessment' if criteria exceeded and hardness (CaCO3) data available.
#6:Water Framework Directive (Standards and Classification) Directions (England and Wales) 2015. Dissolved Fraction. If hexavalent chromium (CrVI) data is available, a value of 4.7µg/l may be appropriate for the remaining trivalent chromium (CrIII).
#7:Operational Targets and EQS. EA, April 2018. Dissolved fraction.
#8:Water Framework Directive (Standards and Classification) Directions (England and Wales) 2015. Dissolved Fraction. If DOC >1mg/l then a higher criteria applies [3.76+(2.677x((DOC/2)-0.5))]
#9:Water Framework Directive (Standards & Classification) Directions (England & Wales) 2015. Dissolved & bioavailable (bio) fraction plus background. M-BAT tool to assess: http://wfduk.org/resources/rivers-lakes-metal-bioavailability-assessment-tool-m-bat
#10:Water Framework Directive (Standards & Classification) Directions (England & Wales) 2015. Bioavailable (bio) fraction. M-BAT tool to assess: http://wfduk.org/resources/rivers-lakes-metal-bioavailability-assessment-tool-m-bat
#11:Water Framework Directive (Standards and Classification) Directions (England and Wales) 2015. Dissolved Fraction. MAC adopted in absence of AA value.
#12:Guidelines for Drinking-water Quality, 4th Edition. WHO, 2011. Informal value.
#13:Operational Targets and EQS. EA, April 2018.
#14:Operational Targets and EQS. EA, April 2018. Lowest criteria presented (<200mg/l CaCO3). See 'further assessment' values if criteria exceeded and hardness (CaCO3) data available.
#15:Guidelines for Drinking-water Quality, 4th Edition. WHO, 2011. Based on taste rather than a formal guideline.
#16:Operational Targets and EQS. EA, April 2018. Dissolved plus ambient background concentration. For saltwater, an Ambient Background Concentration of 1.1 µg/l has been used.
#17:Water Framework Directive (Standards and Classification) Directions (England and Wales) 2015. Indicator of 'good' status (90%ile) - Ammonia standard for lakes and rivers (total ammonia as nitrogen).
#18:Operational Targets and EQS. EA, April 2018. Dissolved fraction. Lowest criteria presented (<50 mg/l CaCO3). See 'further assessment' values if criteria exceeded and hardness (CaCO3) data available.
#19:Water Supply (Water Quality) Regulations 2016. As NO3.
#20:Water Supply (Water Quality) Regulations 2016. As NO2

						Location	WS04007	WS04007	WS04007	WS04007	WS04007	WS04007	WS04007	WS04007	WS04008	WS04008	WS04008	WS04008	WS04008	WS04008
						Sampled_Date_Time	13/12/2019	14/01/2020	28/02/2020	19/03/2020	29/04/2020	12/05/2020	10/06/2020	31/07/2020	27/11/2019	27/01/2020	19/02/2020	18/03/2020	20/04/2020	19/05/2020
						Sample_Depth_Avg	2.73	2.36	2	2.5	3	2.5	2.5	1.4	0.55	0.64	4	4	4	4.5
						Project_ID	LTC - Phase 2	LTC - Phase 2	LTC - Phase 2 LTM	LTC - Phase 2	LTC - Phase 2 LTM	LTC - Phase 2	LTC - Phase 2 LTM	LTC - Phase 2	LTC - Phase 2	LTC - Phase 2	LTC - Phase 2 LTM	LTC - Phase 2	LTC - Phase 2 LTM	LTC - Phase 2
				UK Drinking Water Standards	UK Estuaries and coastal waters EQS	UK Freshwater EQS														
Chem_Group	**Analyte**	**Units**	**MDL**																	

#21:Water Supply (Water Quality) Regulations 2016. As SO4.
#22:Water Supply (Water Quality) Regulations 2016. Value of 0.1µg/l for PAH split between four individual PAH. Requires summation of benzo(b)fluoranthene, benzo(k)fluoranthene, benzo(ghiperylene and indeno(123cd)pyrene to use 0.1µg/l value.
#23:Water Framework Directive (Standards and Classification) Directions (England and Wales) 2015. Benzo(a)pyrene can be considered as a marker for other PAH for comparison with the corresponding AA-EQS in water.
#24:No UK DWS for total petroleum hydrocarbons (TPH), or speciated TPH fractions. A value of 10 µg/l is adopted for sum TPH based on the rescinded Private Water Supply Regulations, 1991.
#25:No UK EQS for total petroleum hydrocarbons (TPH), or speciated TPH fractions. A value of 50 µg/l is adopted for sum TPH protection of surface water based on 50µg/l-1000µg/l (Surface Waters (Abstraction for Drinking Water) Regulations 1989).
#26:Guidelines for Drinking-water Quality, 4th Edition. WHO, 2011
#27:Proposed Environmental Quality Standard, in absence of legislative standard (Ayscough et al., 2002). https://assets.publishing.service.gov.uk/government/uploads/system/uploads/attachment_data/file/291223/sp2-115-tr4-e-e.pdf
#28:Guidelines for Drinking-water Quality, 4th Edition. WHO, 2011. Value of 500µg/l for sum xylenes split between isomers. Requires summation of m,p & o isomers to use 500µg/l value.
#29:Operational Targets and EQS. EA, April 2018. Value of 30µg/l for sum xylenes split between isomers. Requires summation of m,p & o isomers to use 30µg/l value.
#30:The taste and odour threshold of 15µg/l is commonly adopted as a guide.
#31:The taste and odour threshold of 15µg/l is commonly adopted as a guide. In situations where there is no risk to a drinking water supply or aquifer, a PNEC value of 2,600µg/l may be used.
#32:Water Framework Directive (Standards and Classification) Directions (England and Wales) 2015. Value of 140µg/l for tetrachloroethane split between 2 isomers. Requires summation of 2 isomers to use 140µg/l value.
#33:Guidelines for Drinking-water Quality, 4th Edition. WHO, 2011. In Scotland a value of 200µg/l is used (WAT-PS-10-01).
#34:US EPA Regional Screening Levels, May 2019. https://www.epa.gov/risk/regional-screening-levels-rsls-generic-tables
#35:Guidelines for Drinking-water Quality, 4th Edition. WHO, 2011. In Scotland a value of 7µg/l is used (WAT-PS-10-01).
#36:Water Supply (Water Quality) Regulations 2016. Value of 100µg/l for sum trihalomethanes split between individual compounds. Requires summation of chloroform, bromoform, chlorodibromomethane and bromodichloromethane to use 100µg/l value.
#37:Guidelines for Drinking-water Quality, 4th Edition. WHO, 2011. Value of 50µg/l for sum cis & trans-DCE split between isomers. Requires summation of cis & trans-DCE isomers to use 50µg/l value.
#38:Water Supply (Water Quality) Regulations 2016. Value of 10µg/l for sum of TCE & PCE split between individual compounds. Requires summation of TCE & PCE to use 10µg/l value.
#39:Water Framework Directive (Standards and Classification) Directions (England and Wales) 2015. Value of 0.4µg/l for sum isomers split between 3 isomers. Requires summation of isomers to use 0.4µg/l value.
#40:Water Framework Directive (Standards and Classification) Directions (England and Wales) 2015. Value of 20µg/l for sum isomers split between 3 isomers. Requires summation of isomers to use 20µg/l value.
#41:Position statement (WAT-PS-10-01), SEPA August 2014.
#42:Water Framework Directive (Standards and Classification) Directions (England and Wales) 2015. Value of 0.025µg/l for sum DDT isomers split between 4 isomers. Requires summation of 4 isomers to use 0.025µg/l value.
#43:Water Framework Directive (Standards and Classification) Directions (England and Wales) 2015. Value of 0.005µg/l for sum isomers split between 4 isomers. Requires summation of isomers to use 0.005µg/l value.
#44:Water Framework Directive (Standards and Classification) Directions (England and Wales) 2015. Value of 0.01µg/l for sum isomers split between 4 isomers. Requires summation of isomers to use 0.01µg/l value.
#45:Water Framework Directive (Standards and Classification) Directions (England and Wales) 2015. Relates to p,p-DDT (CAS 50-29-3)
#46:Operational Targets and EQS. EA, April 2018. Maximum Allowable Concentration (MAC) adopted in absence of Annual Average (AA) value.

Key

<0.6	Result MDL exceeds GAC
27.8	Result exceeds GAC
-	Determinand not tested for

Notes

Where a range is given a determinand has been analysed for by more than one method

						Location	WS04008	WS04008	WS04008	WS04008	WS05001	WS05001	WS05001	WS05001	WS05001	WS05001	WS05001	WS05001	WS05002	WS05002
						Sampled_Date_Time	03/06/2020	03/06/2020	09/06/2020	22/09/2020	12/12/2019	13/01/2020	28/02/2020	27/03/2020	29/04/2020	12/05/2020	10/06/2020	31/07/2020	12/12/2019	13/01/2020
						Sample_Depth_Avg	0	0	4.5	2	1.04	0.58	2	4	2	2.5	3.05	1.39	0.87	0.54
						Project_ID	LTC - Phase 2 LTM	LTC - Phase 2 LTM	LTC - Phase 2 LTM	LTC - Phase 2 LTM	LTC - Phase 2	LTC - Phase 2	LTC - Phase 2 LTM	LTC - Phase 2 LTM	LTC - Phase 2 LTM	LTC - Phase 2	LTC - Phase 2	LTC - Phase 2 LTM	LTC - Phase 2	LTC - Phase 2
				UK Drinking Water Standards	UK Estuaries and coastal waters EQS	UK Freshwater EQS														
Chem_Group	**Analyte**	**Units**	**MDL**																	
Metals	Antimony	µg/L	4	5[#1]			-	-	-	-	-	-	<4	-	-	-	-	-	-	-
	Antimony (Filtered)	µg/L	1	5[#1]			-	-			-	-							-	-
	Arsenic	µg/L	2	10[#1]	25[#2]	50[#2]	17.1	17.3	18.5	27.4	-	-	7.19	3.96	5.21	3.89	7.77	-	-	-
	Arsenic (Filtered)	µg/L	0.5	10[#1]	25[#2]	50[#2]	17.4	14.8	17.3	25.7	8.21	9.84	3.84	2.97	4.08	3.54	7.24	9.31	4.33	5.65
	Barium (Filtered)	µg/L	0.2	1300[#3]																
	Beryllium (Filtered)	µg/L	0.1																	
	Boron	µg/L	20	1000[#1]	7000[#4]	2000[#4]	2050	2110	1830	1970	-	-	1220	1530	1490	1860	2000	-	-	-
	Boron (Filtered)	µg/L	10	1000[#1]	7000[#4]	2000[#4]	2010	2060	1970	1880	1860	1960	1190	1470	1450	1620	2230	2410	2290	2390
	Cadmium	µg/L	0.5	5[#1]	0.2[#5]	0.08[#6]	<0.5	<0.5	<0.5	<0.5	-	-	<0.5	<0.5	<0.5	<0.5	<0.5	-	-	-
	Cadmium (Filtered)	µg/L	0.08	5[#1]	0.2[#5]	0.08[#6]	<0.08	<0.08	<0.08	<0.08	<0.08	<0.08	<0.08	0.153	<0.08	<0.08	<0.08	<0.08	0.272	<0.08
	Chromium (hexavalent) (Filtered)	µg/L	3		0.6[#5]	3.4[#5]	<3	<3	<3	<3	<3	<3	<3	<3	<3	<3	<3	<30	<3	<3
	Chromium	µg/L	3	50[#1]	0.6[#5]	3.4[#7]	17.5	18	14.7	4.85	-	-	10.3	3.32	3.28	4.56	3.77	-	-	-
	Chromium (Filtered)	µg/L	1	50[#1]	0.6[#5]	3.4[#7]	26.2	12	9.66	6.03	3.46	<1	2.22	1.75	1.2	<1	2.7	1.1	4.21	<1
	Chromium (Trivalent) (Filtered)	µg/L	3			4.7[#5]	26.2	12	9.66	6.03	3.46	<3	<3	<3	<3	<3	<3	<3	4.21	<3
	Cobalt (Filtered)	µg/L	0.5		3[#8]	3[#8]	4.47	4.1	3.49	2.13	15.1	8.98	8.36	9.06	7.7	5.12	1.94	4.76	7.56	7.69
	Copper	µg/L	1	2000[#1]	3.76[#9]	1(bio)[#10]	1.5	1.51	<1	<1	-	-	41	28.2	9	5.1	3.49	-	-	-
	Copper (Filtered)	µg/L	0.3	2000[#1]	3.76[#9]	1(bio)[#10]	0.722	0.333	0.61	<0.3	1.71	2.32	12.1	16.7	3.76	1.59	0.687	0.862	25.7	0.659
	Iron (Filtered)	µg/L	19	200[#1]	1000[#2]	1000[#2]	5570	5690	5690	6670	351	2340	3580	1280	1420	2140	715	340	1260	974
	Lead	µg/L	1	10[#1]	1.3[#5]	1.2(bio)[#10]	-	-	-	-	-	-	-	-	5.7	-	-	-	-	-
	Lead (Filtered)	µg/L	0.2	10[#1]	1.3[#5]	1.2(bio)[#10]	0.424	0.338	0.257	0.343	0.307	0.352	4.99	3.09	0.687	<0.2	<0.2	0.485	0.797	<0.2
	Manganese	µg/L	1	50[#1]		123(bio)[#11]	1310	1320	1080	526	-	-	2810	4090	3820	4160	3710	-	-	-
	Manganese (Filtered)	µg/L	3	50[#1]		123(bio)[#11]	1280	1280	1110	570	5030	4540	2800	3900	3740	4080	2670	4220	1950	2100
	Mercury	µg/L	0.02	1[#1]	0.07(MAC)[#12]	0.07(MAC)[#12]	<0.02	<0.02	<0.02	<0.02	-	-	0.234	0.163	0.0234	<0.02	<0.02	-	-	-
	Mercury (Filtered)	µg/L	0.01	1[#1]	0.07(MAC)[#12]	0.07(MAC)[#12]	0.0165	0.0163	0.0114	0.011	<0.01	<0.01	0.0588	0.0574	<0.01	<0.01	<0.01	<0.01	<0.01	<0.01
	Molybdenum	µg/L	9	70[#13]			-	-	-	-	-	-	<9	-	-	-	-	-	-	-
	Molybdenum (Filtered)	µg/L	3	70[#13]			-	-			-	-							-	-
	Nickel	µg/L	1	20[#1]	8.6[#5]	4(bio)[#10]	7.49	7.76	6.11	5.23	-	-	48.3	37.3	29.6	18.1	19.5	-	-	-
	Nickel (Filtered)	µg/L	0.4	20[#1]	8.6[#5]	4(bio)[#10]	7.83	6.67	6.18	5.49	25.2	34.3	41.2	35.2	24.3	18.1	8.02	12.2	15.9	12.4

						Location	WS04008	WS04008	WS04008	WS04008	WS05001	WS05001	WS05001	WS05001	WS05001	WS05001	WS05001	WS05001	WS05002	WS05002
						Sampled_Date_Time	03/06/2020	03/06/2020	09/06/2020	22/09/2020	12/12/2019	13/01/2020	28/02/2020	27/03/2020	29/04/2020	12/05/2020	10/06/2020	31/07/2020	12/12/2019	13/01/2020
						Sample_Depth_Avg	0	0	4.5	2	1.04	0.58	2	4	2	2.5	3.05	1.39	0.87	0.54
						Project_ID	LTC - Phase 2 LTM	LTC - Phase 2 LTM	LTC - Phase 2 LTM	LTC - Phase 2 LTM	LTC - Phase 2	LTC - Phase 2	LTC - Phase 2 LTM	LTC - Phase 2 LTM	LTC - Phase 2 LTM	LTC - Phase 2	LTC - Phase 2	LTC - Phase 2 LTM	LTC - Phase 2	LTC - Phase 2
				UK Drinking Water Standards	UK Estuaries and coastal waters EQS	UK Freshwater EQS														
Chem_Group	**Analyte**	**Units**	**MDL**																	
	Selenium	µg/L	1	10[#1]			<1	<1	<1	<1	-	-	-	1.41	<1	<1	<1	-	-	-
	Selenium (Filtered)	µg/L	1	10[#1]			-	-	-	-	1.28	<1	<1	-	-	-	-	-	4.3	1.05
	Strontium (Filtered)	µg/L	1				808	796	791	643	2500	1970	845	1330	1460	1590	1940	2080	2350	3050
	Vanadium	µg/L	5		100[#14]	20[#15]	-	-	-	-	-	-	26.6	-	-	-	-	-	-	-
	Vanadium (Filtered)	µg/L	1		100[#14]	20[#15]	-	-			-	-							-	-
	Zinc	µg/L	5	3000[#16]	7.9[#17]	10.9(bio)[#10]	6.6	8.34	<5	<5	-	-	49	24.9	21.3	14.2	14.7	-	-	-
	Zinc (Filtered)	µg/L	1	3000[#16]	7.9[#17]	10.9(bio)[#10]	-	-	-	-	28.2	19.1	22.9	-	-	-	-	-	19.1	33.7
Inorganics	Total Hardness	mg/l	0.35				818	824	746	533	2180	1680	862	1260	1310	1480	1520	-	3150	3450
	Alkalinity (Bicarbonate as CaCO3)	mg/L	2				900	902	-	805	590	216	-	-	-	-	-	-	1610	1440
	Alkalinity (Bicarbonate) as HCO3	mg/L	2				1100	1100	1080	-	720	264	288	326	390	549	683	-	1960	1760
	Alkalinity (total) as CaCO3	mg/L	2						881	660			236	267	320	450	560	-		
	Ammoniacal Nitrogen as N (Filtered)	mg/L	0.01		0.021[#2]	0.6[#18]	2.07	2.04	2	1.16	5.04	4.31	1.86	1.7	2.83	4.58	5.34	6.66	7.03	3.19
	Ammoniacal Nitrogen as NH3	mg/L	0.2				-	-	-	-	-	-	-	-	-	-	-	-	-	-
	Ammoniacal Nitrogen as NH3 (Filtered)	mg/L	0.01				-	-	-	-	-	-	-	-	-	-	-	-	-	-
	Bromide (Filtered)	mg/L	0.06				6.12	6.32	6.44	5.32	1.3	9.27	5.44	7.52	7.95	10.5	12.3	-	26	27.1
	Calcium (Filtered)	mg/L	0.2				76.3	75.6	75.7	53.8	291	247	116	175	194	190	213	226	235	378
	Chloride (Filtered)	mg/L	0.08	250[#1]		250[#4]	1250	1250	1330	1250	2520	1570	980	1190	1440	1910	2350	-	6540	6290
	Cyanide (Free) (Filtered)	µg/L	2.5	50[#1]	1[#2]	1[#2]	<2.5	<2.5	15.9	<2.5	<2.5	<2.5	<2.5	<2.5	<2.5	<2.5	<2.5	<2.5	<2.5	<2.5
	Cyanide Total (Filtered)	µg/L	5	50[#1]	1[#2]	1[#2]	<5	<5	15.4	<5	<5	<5	<5	<5	<5	<5	<5	<5	<5	<5
	cyanides-complex (Filtered)	µg/L	5	50[#1]	1[#2]	1[#2]	<5	<5	<5	<5	<5	<5	<5	<5	<5	<5	<5	<5	<5	<5
	Fluoride (Filtered)	µg/L	500	1500[#1]	5000[#8]	1000[#19]	1100	1110	1080	1020	<500	<500	808	548	503	<500	<500	-	<500	<500
	Iodide	mg/L					<0.1	<0.1	<0.1	<0.1	<0.1	<0.1	<0.1	<0.1	<0.1	<0.1	<0.1	-	<0.1	<0.1
	Magnesium (Filtered)	mg/L	0.036				150	149	145	99.4	304	316	122	182	212	223	292	317	338	623
	Nitrate (as N) (Filtered)	mg/L	0.0677				-	-	<0.3	<0.3	<0.0677	<0.0677	<0.3	<0.3	<0.3	<0.3	<0.3	-	<0.0677	<0.0677
	Nitrate (as NO3-) (Filtered)	mg/L	0.3	50(NO3)[#20]			<0.3	<0.3	-	-	<0.3	<0.3	-	-	-	-	-	-	<0.3	<0.3
	Nitrite (as NO2-) (Filtered)	mg/L	0.04	0.5(NO2)[#21]			-	-			-	-							-	-
	Phosphorus	µg/L	20				4560	4660	4480	6430	-	-	-	432	587	1360	2270	-	-	-

						Location	WS04008	WS04008	WS04008	WS04008	WS05001	WS05001	WS05001	WS05001	WS05001	WS05001	WS05001	WS05001	WS05002	WS05002
						Sampled_Date_Time	03/06/2020	03/06/2020	09/06/2020	22/09/2020	12/12/2019	13/01/2020	28/02/2020	27/03/2020	29/04/2020	12/05/2020	10/06/2020	31/07/2020	12/12/2019	13/01/2020
						Sample_Depth_Avg	0	0	4.5	2	1.04	0.58	2	4	2	2.5	3.05	1.39	0.87	0.54
						Project_ID	LTC - Phase 2 LTM	LTC - Phase 2 LTM	LTC - Phase 2 LTM	LTC - Phase 2 LTM	LTC - Phase 2	LTC - Phase 2	LTC - Phase 2 LTM	LTC - Phase 2 LTM	LTC - Phase 2 LTM	LTC - Phase 2	LTC - Phase 2	LTC - Phase 2 LTM	LTC - Phase 2	LTC - Phase 2
				UK Drinking Water Standards	UK Estuaries and coastal waters EQS	UK Freshwater EQS														
Chem_Group	**Analyte**	**Units**	**MDL**																	
	Phosphorus (Filtered)	µg/L	10				4530	4480	4480	6440	-	-	-	286	720	822	4320	1280	-	-
	Potassium (Filtered)	mg/L	0.2				61	63	68.6	56.9	129	112	67.2	87.7	95.2	110	115	120	143	135
	Sodium (Filtered)	mg/L	0.076	200[#1]			1490	1530	1730	1050	2010	1490	913	1210	1260	1360	2460	2390	2500	2970
	Sulphate (Filtered)	mg/L	2	250(SO4)[#22]		400[#4]	1970	1910	1790	1240	3130	3020	1420	1850	1920	2060	2080	-	1320	1610
	Orthophosphate as P (Filtered)	µg/L	20				-	-	-	-	1060	<20	104	-	-	-	-	-	38.2	158
PAH	Naphthalene	µg/L	0.01		2[#2]	2[#2]	<0.01	<0.01	<0.01	<0.02	<0.01	<0.01	<0.01	<0.01	<0.01	0.0118	0.0138	-	<0.01	<0.01
	Acenaphthene	µg/L	0.005			No UK EQS	<0.005	<0.005	<0.005	<0.01	<0.005	<0.005	<0.005	<0.005	<0.005	<0.005	<0.005	-	<0.005	<0.005
	Acenaphthylene	µg/L	0.005			No UK EQS	<0.005	<0.005	<0.005	<0.01	<0.005	<0.005	<0.005	<0.005	<0.005	<0.005	<0.005	-	<0.005	<0.005
	Fluoranthene	µg/L	0.005		0.0063[#2]	0.0063[#2]	<0.005	<0.005	<0.005	<0.01	0.0969	0.00696	0.00834	<0.005	<0.005	<0.005	<0.005	-	0.024	0.0124
	Anthracene	µg/L	0.005		0.1[#2]	0.1[#2]	<0.005	<0.005	<0.005	<0.01	0.00992	<0.005	<0.005	<0.005	<0.005	<0.005	<0.005	-	<0.005	<0.005
	Phenanthrene	µg/L	0.005			No UK EQS	<0.005	<0.005	0.006	<0.01	0.0443	<0.005	<0.005	<0.005	<0.005	<0.005	<0.005	-	<0.005	0.00949
	Fluorene	µg/L	0.005			No UK EQS	<0.005	<0.005	<0.005	<0.01	0.00523	<0.005	<0.005	<0.005	<0.005	<0.005	<0.005	-	<0.005	<0.005
	Chrysene	µg/L	0.005			No UK EQS	<0.005	<0.005	<0.005	<0.01	0.0611	<0.005	<0.005	<0.005	<0.005	<0.005	<0.005	-	0.0108	<0.005
	Pyrene	µg/L	0.005			No UK EQS	<0.005	<0.005	<0.005	<0.01	0.0999	0.00592	0.00728	<0.005	<0.005	<0.005	<0.005	-	0.0234	0.0126
	Benzo(a)anthracene	µg/L	0.005			No UK EQS	<0.005	<0.005	<0.005	<0.01	0.0559	<0.005	<0.005	<0.005	<0.005	<0.005	<0.005	-	0.00912	<0.005
	Benzo(b)fluoranthene	µg/L	0.005	0.025[#23]	See BaP[#24]	See BaP[#24]	<0.005	<0.005	<0.005	<0.01	0.116	<0.005	<0.005	<0.005	<0.005	<0.005	<0.005	-	<0.005	<0.005
	Benzo(k)fluoranthene	µg/L	0.005	0.025[#23]	See BaP[#24]	See BaP[#24]	<0.005	<0.005	<0.005	<0.01	0.0469	<0.005	<0.005	<0.005	<0.005	<0.005	<0.005	-	<0.005	<0.005
	Benzo(a)pyrene	µg/L	0.002	0.01[#1]	0.00017[#24]	0.00017[#24]	<0.002	<0.002	<0.002	<0.004	0.0746	<0.002	<0.002	<0.002	<0.002	<0.002	<0.002	-	<0.002	<0.002
	Dibenz(a,h)anthracene	µg/L	0.005			No UK EQS	<0.005	<0.005	<0.005	<0.01	<0.005	<0.005	<0.005	<0.005	<0.005	<0.005	<0.005	-	<0.005	<0.005
	Benzo(g,h,i)perylene	µg/L	0.005	0.025[#23]	See BaP[#24]	See BaP[#24]	<0.005	<0.005	<0.005	<0.01	0.0657	<0.005	<0.005	<0.005	<0.005	<0.005	<0.005	-	<0.005	<0.005
	Indeno(1,2,3-c,d)pyrene	µg/L	0.005	0.025[#23]	See BaP[#24]	See BaP[#24]	<0.005	<0.005	<0.005	<0.01	0.0451	<0.005	<0.005	<0.005	<0.005	<0.005	<0.005	-	<0.005	<0.005
	PAH 16 Total	µg/L	0.082				<0.082	<0.082	<0.082	<0.164	0.722	<0.082	<0.082	<0.082	<0.082	<0.082	<0.082	-	<0.082	<0.082
TPH CWG	>C5-C6 Aliphatics	µg/L	10	See TPH	See TPH	See TPH	<10	<10	<10	<10	<10	<10	<10	<10	<10	<10	<10	-	<10	<10
	>C6-C8 Aliphatics	µg/L	10	See TPH	See TPH	See TPH	<10	<10	<10	<10	<10	<10	<10	<10	<10	<10	<10	-	<10	<10
	>C8-C10 Aliphatics	µg/L	10	See TPH	See TPH	See TPH	<10	<10	<10	<10	<10	<10	<10	<10	<10	<10	<10	-	<10	<10
	>C10-C12 Aliphatics	µg/L	10	See TPH	See TPH	See TPH	<10	<10	<10	<10	<10	<10	<10	<10	<10	<10	<10	-	<10	<10
	>C12-C16 Aliphatics	µg/L	10	See TPH	See TPH	See TPH	15	<10	<10	<20	<10	<10	<10	<10	<10	<10	<10	-	<10	<10

						Location	WS04008	WS04008	WS04008	WS04008	WS05001	WS05001	WS05001	WS05001	WS05001	WS05001	WS05001	WS05001	WS05002	WS05002
						Sampled_Date_Time	03/06/2020	03/06/2020	09/06/2020	22/09/2020	12/12/2019	13/01/2020	28/02/2020	27/03/2020	29/04/2020	12/05/2020	10/06/2020	31/07/2020	12/12/2019	13/01/2020
						Sample_Depth_Avg	0	0	4.5	2	1.04	0.58	2	4	2	2.5	3.05	1.39	0.87	0.54
						Project_ID	LTC - Phase 2 LTM	LTC - Phase 2 LTM	LTC - Phase 2 LTM	LTC - Phase 2 LTM	LTC - Phase 2	LTC - Phase 2	LTC - Phase 2 LTM	LTC - Phase 2 LTM	LTC - Phase 2 LTM	LTC - Phase 2	LTC - Phase 2	LTC - Phase 2 LTM	LTC - Phase 2	LTC - Phase 2
				UK Drinking Water Standards	UK Estuaries and coastal waters EQS	UK Freshwater EQS														
Chem_Group	**Analyte**	**Units**	**MDL**																	
	>C16-C21 Aliphatics	µg/L	10	See TPH	See TPH	See TPH	17	<10	<10	<20	<10	<10	<10	<10	<10	<10	<10	-	29	<10
	>C21-C35 Aliphatics	µg/L	10	See TPH	See TPH	See TPH	<10	<10	<10	<20	48	<10	<10	<10	<10	<10	<10	-	273	40
	>C16-C35 Aliphatics	µg/L	10				17	<10	<10	<20	48	<10	<10	<10	<10	<10	<10	-	302	40
	Total Aliphatics >C12-C35	µg/L	10				32	<10	<10	<20	48	<10	<10	<10	<10	<10	<10	-	302	40
	>EC5-EC7 Aromatics	µg/L	10						-	-			-	-	-	-	-	-		
	>EC6-EC7 Aromatics	µg/L	10				<10	<10	<10	<10	<10	<10	<10	<10	<10	<10	<10	-	<10	<10
	>EC7-EC8 Aromatics	µg/L	10	See TPH	See TPH	See TPH	<10	<10	<10	<10	<10	<10	<10	<10	<10	<10	<10	-	<10	<10
	>EC8-EC10 Aromatics	µg/L	10	See TPH	See TPH	See TPH	<10	<10	<10	<10	<10	<10	<10	<10	<10	<10	<10	-	<10	<10
	>EC10-EC12 Aromatics	µg/L	10	See TPH	See TPH	See TPH	<10	<10	<10	<10	<10	<10	<10	<10	<10	<10	<10	-	<10	<10
	>EC12-EC16 Aromatics	µg/L	10	See TPH	See TPH	See TPH	<10	<10	<10	<20	<10	<10	<10	<10	<10	<10	<10	-	<10	<10
	>EC16-EC21 Aromatics	µg/L	10	See TPH	See TPH	See TPH	<10	<10	<10	<20	<10	<10	<10	<10	<10	<10	<10	-	<10	<10
	>EC21-EC35 Aromatics	µg/L	10	See TPH	See TPH	See TPH	<10	<10	<10	<20	<10	<10	<10	<10	<10	<10	<10	-	<10	15
	Total Aromatics >EC12-EC35	µg/L	10				<10	<10	<10	<20	<10	<10	<10	<10	<10	<10	<10	-	<10	15
	TPH >C5-C35 Aliphatics/Aromatics	µg/L	10	|10[#25]	|50[#26]	|50[#26]	32	<10	<10	<10	49	<10	<10	<10	<10	<10	<10	-	302	55
TPH	GRO >C5-12	µg/L	50				<50	<50	<50	<50	<50	<50	<50	<50	<50	<50	<50	-	<50	<50
BTEX and MTBE	Benzene	µg/L	1	1[#1]	8[#2]	10[#2]	<7	<7	<7	<7	<7	<7	<7	<7	<7	<7	<7	-	<7	<7
	Toluene	µg/L	1	700[#3]	74[#2]	74[#2]	<4	<4	<4	<4	<4	<4	<4	<4	<4	<4	<4	-	<4	<4
	Ethylbenzene	µg/L	1	300[#3]	20[#27]	20[#27]	<5	<5	<5	<5	<5	<5	<5	<5	<5	<5	<5	-	<5	<5
	Xylene (m & p)	µg/L	1	250[#28]	15[#29]	15[#29]	<8	<8	<8	<8	<8	<8	<8	<8	<8	<8	<8	-	<8	<8
	Xylene (o)	µg/L	1	250[#28]	15[#29]	15[#29]	<3	<3	<3	<3	<3	<3	<3	<3	<3	<3	<3	-	<3	<3
	Xylene Total	µg/L	2	500[#3]	30[#4]	30[#4]	<11	<11	<11	<11	<11	<11	<11	<11	<11	<11	<11	-	<11	<11
	MTBE	µg/L	1	15[#30]	15[#30]	15[#31]	<3	<3	<3	<3	<3	<3	<3	<3	<3	<3	<3	-	<3	<3
	Total BTEX	µg/L	28				<28	<28	<28	<28	<28	<28	<28	<28	<28	<28	<28	-	<28	<28
VOC	Styrene	µg/L	1		50[#4]	50[#4]	-	-	-	-	-	-	-	-	-	-	-	-	-	-
	cis-1,3-dichloropropene	µg/L	1				-	-	-	-	-	-	-	-	-	-	-	-	-	-
	trans-1,3-dichloropropene	µg/L	1				-	-	-	-	-	-	-	-	-	-	-	-	-	-
	1,1,1,2-tetrachloroethane	µg/L	1			70[#32]	-	-	-	-	-	-	-	-	-	-	-	-	-	-

						Location	WS04008	WS04008	WS04008	WS04008	WS05001	WS05001	WS05001	WS05001	WS05001	WS05001	WS05001	WS05001	WS05002	WS05002
						Sampled_Date_Time	03/06/2020	03/06/2020	09/06/2020	22/09/2020	12/12/2019	13/01/2020	28/02/2020	27/03/2020	29/04/2020	12/05/2020	10/06/2020	31/07/2020	12/12/2019	13/01/2020
						Sample_Depth_Avg	0	0	4.5	2	1.04	0.58	2	4	2	2.5	3.05	1.39	0.87	0.54
						Project_ID	LTC - Phase 2 LTM	LTC - Phase 2 LTM	LTC - Phase 2 LTM	LTC - Phase 2 LTM	LTC - Phase 2	LTC - Phase 2	LTC - Phase 2 LTM	LTC - Phase 2 LTM	LTC - Phase 2 LTM	LTC - Phase 2	LTC - Phase 2	LTC - Phase 2 LTM	LTC - Phase 2	LTC - Phase 2
				UK Drinking Water Standards	UK Estuaries and coastal waters EQS	UK Freshwater EQS														
Chem_Group	**Analyte**	**Units**	**MDL**																	
	1,1,1-trichloroethane	µg/L	1	2000[#33]	100[#4]	100[#4]	-	-	-	-	-	-	-	-	-	-	-	-	-	-
	1,1,2,2-tetrachloroethane	µg/L	1			70[#32]	-	-	-	-	-	-	-	-	-	-	-	-	-	-
	1,1,2-trichloroethane	µg/L	1		300[#4]	400[#4]	-	-	-	-	-	-	-	-	-	-	-	-	-	-
	1,1-dichloroethane	µg/L	1	2.8[#34]			-	-	-	-	-	-	-	-	-	-	-	-	-	-
	1,1-dichloroethene	µg/L	1	140[#35]			-	-	-	-	-	-	-	-	-	-	-	-	-	-
	1,1-dichloropropene	µg/L	1				-	-	-	-	-	-	-	-	-	-	-	-	-	-
	1,2,3-trichloropropane	µg/L	1				-	-	-	-	-	-	-	-	-	-	-	-	-	-
	1,2,4-trimethylbenzene	µg/L	1				-	-	-	-	-	-	-	-	-	-	-	-	-	-
	1,2-dibromo-3-chloropropane	µg/L	1				-	-	-	-	-	-	-	-	-	-	-	-	-	-
	1,2-dibromoethane	µg/L	1				-	-	-	-	-	-	-	-	-	-	-	-	-	-
	1,2-dichloroethane	µg/L	1	3[#1]	10[#2]	10[#2]	-	-	-	-	-	-	-	-	-	-	-	-	-	-
	1,2-dichloropropane	µg/L	1				-	-	-	-	-	-	-	-	-	-	-	-	-	-
	1,3,5-trimethylbenzene	µg/L	1				-	-	-	-	-	-	-	-	-	-	-	-	-	-
	1,3-dichloropropane	µg/L	1				-	-	-	-	-	-	-	-	-	-	-	-	-	-
	2,2-dichloropropane	µg/L	1				-	-	-	-	-	-	-	-	-	-	-	-	-	-
	2-chlorotoluene	µg/L	1				-	-	-	-	-	-	-	-	-	-	-	-	-	-
	4-chlorotoluene	µg/L	1				-	-	-	-	-	-	-	-	-	-	-	-	-	-
	Bromobenzene	µg/L	1				-	-	-	-	-	-	-	-	-	-	-	-	-	-
	Bromochloromethane	µg/L	1				-	-	-	-	-	-	-	-	-	-	-	-	-	-
	Bromodichloromethane	µg/L	1	25[#36]			-	-	-	-	-	-	-	-	-	-	-	-	-	-
	Bromoform	µg/L	1	25[#36]			-	-	-	-	-	-	-	-	-	-	-	-	-	-
	Bromomethane	µg/L	1				-	-	-	-	-	-	-	-	-	-	-	-	-	-
	Carbon disulfide	µg/L	1				-	-	-	-	-	-	-	-	-	-	-	-	-	-
	Carbon tetrachloride	µg/L	1	3[#1]	12[#2]	12[#2]	-	-	-	-	-	-	-	-	-	-	-	-	-	-
	Chlorodibromomethane	µg/L	1	25[#36]			-	-	-	-	-	-	-	-	-	-	-	-	-	-
	Chloroethane	µg/L	1				-	-	-	-	-	-	-	-	-	-	-	-	-	-
	Chloroform	µg/L	1	25[#36]	2.5[#2]	2.5[#2]	-	-	-	-	-	-	-	-	-	-	-	-	-	-

						Location	WS04008	WS04008	WS04008	WS04008	WS05001	WS05001	WS05001	WS05001	WS05001	WS05001	WS05001	WS05001	WS05002	WS05002
						Sampled_Date_Time	03/06/2020	03/06/2020	09/06/2020	22/09/2020	12/12/2019	13/01/2020	28/02/2020	27/03/2020	29/04/2020	12/05/2020	10/06/2020	31/07/2020	12/12/2019	13/01/2020
						Sample_Depth_Avg	0	0	4.5	2	1.04	0.58	2	4	2	2.5	3.05	1.39	0.87	0.54
						Project_ID	LTC - Phase 2 LTM	LTC - Phase 2 LTM	LTC - Phase 2 LTM	LTC - Phase 2 LTM	LTC - Phase 2	LTC - Phase 2	LTC - Phase 2 LTM	LTC - Phase 2 LTM	LTC - Phase 2 LTM	LTC - Phase 2	LTC - Phase 2	LTC - Phase 2 LTM	LTC - Phase 2	LTC - Phase 2
				UK Drinking Water Standards	UK Estuaries and coastal waters EQS	UK Freshwater EQS														
Chem_Group	**Analyte**	**Units**	**MDL**																	
	Chloromethane	µg/L	1				-	-	-	-	-	-	-	-	-	-	-	-	-	-
	cis-1,2-dichloroethene	µg/L	1	25[#37]			-	-	-	-	-	-	-	-	-	-	-	-	-	-
	Dibromomethane	µg/L	1				-	-	-	-	-	-	-	-	-	-	-	-	-	-
	Dichlorodifluoromethane	µg/L	1				-	-	-	-	-	-	-	-	-	-	-	-	-	-
	Dichloromethane	µg/L	3		20[#2]	20[#2]	-	-	-	-	-	-	-	-	-	-	-	-	-	-
	Isopropylbenzene	µg/L	1				-	-	-	-	-	-	-	-	-	-	-	-	-	-
	n-butylbenzene	µg/L	1				-	-	-	-	-	-	-	-	-	-	-	-	-	-
	n-propylbenzene	µg/L	1				-	-	-	-	-	-	-	-	-	-	-	-	-	-
	p-isopropyltoluene	µg/L	1				-	-	-	-	-	-	-	-	-	-	-	-	-	-
	sec-butylbenzene	µg/L	1				-	-	-	-	-	-	-	-	-	-	-	-	-	-
	Trichloroethene	µg/L	1	5[#38]	10[#2]	10[#2]	-	-	-	-	-	-	-	-	-	-	-	-	-	-
	tert-butylbenzene	µg/L	1				-	-	-	-	-	-	-	-	-	-	-	-	-	-
	Tetrachloroethene	µg/L	1	5[#38]	10[#2]	10[#2]	-	-	-	-	-	-	-	-	-	-	-	-	-	-
	trans-1,2-dichloroethene	µg/L	1	25[#37]			-	-	-	-	-	-	-	-	-	-	-	-	-	-
	Trichlorofluoromethane	µg/L	1				-	-	-	-	-	-	-	-	-	-	-	-	-	-
	Vinyl chloride	µg/L	1	0.5[#1]			-	-	-	-	-	-	-	-	-	-	-	-	-	-
	tert-Amyl methyl ether	µg/L	1				-	-	-	-	-	-	-	-	-	-	-	-	-	-
VOC/SVOC	1,2,3-trichlorobenzene	µg/L	0.01		0.13[#39]	0.13[#39]	-	-	-	-	-	-	<0.01	-	-	-	-	-	-	-
	1,2,4-trichlorobenzene	µg/L	0.01		0.13[#39]	0.13[#39]	-	-	-	-	-	-	<0.01	-	-	-	-	-	-	-
	1,2-dichlorobenzene	µg/L	1		6.7[#40]	6.7[#40]	-	-	-	-	-	-	-	-	-	-	-	-	-	-
	1,3,5-Trichlorobenzene	µg/L	0.01		0.13[#39]	0.13[#39]	-	-	-	-	-	-	<0.01	-	-	-	-	-	-	-
	1,3-dichlorobenzene	µg/L	1		6.7[#40]	6.7[#40]	-	-	-	-	-	-	-	-	-	-	-	-	-	-
	1,4-dichlorobenzene	µg/L	1		6.7[#40]	6.7[#40]	-	-	-	-	-	-	-	-	-	-	-	-	-	-
	Chlorobenzene	µg/L	1	100[#41]			-	-	-	-	-	-	-	-	-	-	-	-	-	-
	Hexachlorobutadiene	µg/L	0.01		0.6(MAC)[#12]	0.6(MAC)[#12]	-	-	-	-	-	-	<0.01	-	-	-	-	-	-	-
SVOC	4-bromophenyl phenyl ether	µg/L	1				-	-	-	-	-	-	-	-	-	-	-	-	-	-
	4-nitroaniline	µg/L	1				-	-	-	-	-	-	-	-	-	-	-	-	-	-

						Location	WS04008	WS04008	WS04008	WS04008	WS05001	WS05001	WS05001	WS05001	WS05001	WS05001	WS05001	WS05001	WS05002	WS05002
						Sampled_Date_Time	03/06/2020	03/06/2020	09/06/2020	22/09/2020	12/12/2019	13/01/2020	28/02/2020	27/03/2020	29/04/2020	12/05/2020	10/06/2020	31/07/2020	12/12/2019	13/01/2020
						Sample_Depth_Avg	0	0	4.5	2	1.04	0.58	2	4	2	2.5	3.05	1.39	0.87	0.54
						Project_ID	LTC - Phase 2 LTM	LTC - Phase 2 LTM	LTC - Phase 2 LTM	LTC - Phase 2 LTM	LTC - Phase 2	LTC - Phase 2	LTC - Phase 2 LTM	LTC - Phase 2 LTM	LTC - Phase 2 LTM	LTC - Phase 2	LTC - Phase 2	LTC - Phase 2 LTM	LTC - Phase 2	LTC - Phase 2
				UK Drinking Water Standards	UK Estuaries and coastal waters EQS	UK Freshwater EQS														
Chem_Group	**Analyte**	**Units**	**MDL**																	
	4-nitrophenol	µg/L	1				-	-	-	-	-	-	-	-	-	-	-	-	-	-
	2,4,5-trichlorophenol	µg/L	1				-	-	-	-	-	-	-	-	-	-	-	-	-	-
	2,4,6-trichlorophenol	µg/L	1				-	-	-	-	-	-	-	-	-	-	-	-	-	-
	2,4-dichlorophenol	µg/L	1		0.42[#2]	4.2[#2]	-	-	-	-	-	-	-	-	-	-	-	-	-	-
	2,4-dimethylphenol	µg/L	1				-	-	-	-	-	-	-	-	-	-	-	-	-	-
	2,4-dinitrotoluene	µg/L	1				-	-	-	-	-	-	-	-	-	-	-	-	-	-
	2,6-dinitrotoluene	µg/L	1				-	-	-	-	-	-	-	-	-	-	-	-	-	-
	2-chloronaphthalene	µg/L	1				-	-	-	-	-	-	-	-	-	-	-	-	-	-
	2-chlorophenol	µg/L	1		50[#4]	50[#4]	-	-	-	-	-	-	-	-	-	-	-	-	-	-
	2-methylnaphthalene	µg/L	1				-	-	-	-	-	-	-	-	-	-	-	-	-	-
	2-methylphenol	µg/L	1				-	-	-	-	-	-	-	-	-	-	-	-	-	-
	2-nitroaniline	µg/L	1				-	-	-	-	-	-	-	-	-	-	-	-	-	-
	2-nitrophenol	µg/L	1				-	-	-	-	-	-	-	-	-	-	-	-	-	-
	3-nitroaniline	µg/L	1				-	-	-	-	-	-	-	-	-	-	-	-	-	-
	4,6-Dinitro-2-methylphenol	µg/L					-	-	-	-	<0.3	<0.03	<0.03	-	-	-	-	-	-	-
	4-chloro-3-methylphenol	µg/L	1		40[#4]	40[#4]	-	-	-	-	-	-	-	-	-	-	-	-	-	-
	4-chloroaniline	µg/L	1				-	-	-	-	-	-	-	-	-	-	-	-	-	-
	4-chlorophenyl phenyl ether	µg/L	1				-	-	-	-	-	-	-	-	-	-	-	-	-	-
	4-methylphenol	µg/L	1				-	-	-	-	-	-	-	-	-	-	-	-	-	-
	Azobenzene	µg/L	1				-	-	-	-	-	-	-	-	-	-	-	-	-	-
	Bis(2-chloroethoxy) methane	µg/L	1				-	-	-	-	-	-	-	-	-	-	-	-	-	-
	Bis(2-chloroethyl)ether	µg/L	1				-	-	-	-	-	-	-	-	-	-	-	-	-	-
	Bis(2-ethylhexyl) phthalate	µg/L	2		1.3[#2]	1.3[#2]	-	-	-	-	-	-	-	-	-	-	-	-	-	-
	Butyl benzyl phthalate	µg/L	1		0.75[#2]	7.5[#2]	-	-	-	-	-	-	-	-	-	-	-	-	-	-
	Carbazole	µg/L	1				-	-	-	-	-	-	-	-	-	-	-	-	-	-
	Dibenzofuran	µg/L	1				-	-	-	-	-	-	-	-	-	-	-	-	-	-
	Diethylphthalate	µg/L	1		200[#4]	200[#4]	-	-	-	-	-	-	-	-	-	-	-	-	-	-

						Location	WS04008	WS04008	WS04008	WS04008	WS05001	WS05001	WS05001	WS05001	WS05001	WS05001	WS05001	WS05001	WS05002	WS05002
						Sampled_Date_Time	03/06/2020	03/06/2020	09/06/2020	22/09/2020	12/12/2019	13/01/2020	28/02/2020	27/03/2020	29/04/2020	12/05/2020	10/06/2020	31/07/2020	12/12/2019	13/01/2020
						Sample_Depth_Avg	0	0	4.5	2	1.04	0.58	2	4	2	2.5	3.05	1.39	0.87	0.54
						Project_ID	LTC - Phase 2 LTM	LTC - Phase 2 LTM	LTC - Phase 2 LTM	LTC - Phase 2 LTM	LTC - Phase 2	LTC - Phase 2	LTC - Phase 2 LTM	LTC - Phase 2 LTM	LTC - Phase 2 LTM	LTC - Phase 2	LTC - Phase 2	LTC - Phase 2 LTM	LTC - Phase 2	LTC - Phase 2
				UK Drinking Water Standards	UK Estuaries and coastal waters EQS	UK Freshwater EQS														
Chem_Group	**Analyte**	**Units**	**MDL**																	
	Dimethyl phthalate	µg/L	1		800[#4]	800[#4]	-	-	-	-	-	-	-	-	-	-	-	-	-	-
	Di-n-butyl phthalate	µg/L	1		8[#4]	8[#4]	-	-	-	-	-	-	-	-	-	-	-	-	-	-
	Di-n-octyl phthalate	µg/L	5		20[#4]	20[#4]	-	-	-	-	-	-	-	-	-	-	-	-	-	-
	Hexachlorobenzene	µg/L	0.01		0.05(MAC)[#12]	0.05(MAC)[#12]	-	-	-	-	<0.01	<0.01	<0.01	-	-	-	-	-	-	-
	Hexachlorocyclopentadiene	µg/L	1				-	-	-	-	-	-	-	-	-	-	-	-	-	-
	Hexachloroethane	µg/L	1				-	-	-	-	-	-	-	-	-	-	-	-	-	-
	Isophorone	µg/L	1				-	-	-	-	-	-	-	-	-	-	-	-	-	-
	Nitrobenzene	µg/L	1				-	-	-	-	-	-	-	-	-	-	-	-	-	-
	N-nitrosodi-n-propylamine	µg/L	1				-	-	-	-	-	-	-	-	-	-	-	-	-	-
	Pentachlorobenzene	µg/L	0.01		0.0007[#2]	0.007[#2]	-	-	-	-	<0.01	<0.01	<0.01	-	-	-	-	-	-	-
	Pentachloronitrobenzene	µg/L	0.01				-	-	-	-	<0.01	<0.01	<0.01	-	-	-	-	-	-	-
	Pentachlorophenol	µg/L	1		0.4[#2]	0.4[#2]	-	-	-	-	-	-	-	-	-	-	-	-	-	-
PCB	Heptachlorobiphenyl, 2,3,3,4,4,5,5- (PCB 189)	µg/L	0.015				-	-	-	-	-	-	-	-	-	-	-	-	-	-
	Hexachlorobiphenyl, 2,3,3,4,4,5- (PCB 156)	µg/L	0.015				-	-	-	-	-	-	-	-	-	-	-	-	-	-
	Hexachlorobiphenyl, 2,3,3,4,4,5- (PCB 157)	µg/L	0.015				-	-	-	-	-	-	-	-	-	-	-	-	-	-
	Hexachlorobiphenyl, 2,3,4,4,5,5- (PCB 167)	µg/L	0.015				-	-	-	-	-	-	-	-	-	-	-	-	-	-
	Hexachlorobiphenyl, 3,3,4,4,5,5- (PCB 169)	µg/L	0.015				-	-	-	-	-	-	-	-	-	-	-	-	-	-
	PCB 101	µg/L	0.015				-	-	-	-	-	-	-	-	-	-	-	-	-	-
	PCB 118	µg/L	0.015				-	-	-	-	-	-	-	-	-	-	-	-	-	-
	PCB 138	µg/L	0.015				-	-	-	-	-	-	-	-	-	-	-	-	-	-
	PCB 153	µg/L	0.015				-	-	-	-	-	-	-	-	-	-	-	-	-	-
	PCB 180	µg/L	0.015				-	-	-	-	-	-	-	-	-	-	-	-	-	-
	PCB 28	µg/L	0.015				-	-	-	-	-	-	-	-	-	-	-	-	-	-
	PCB 52	µg/L	0.015				-	-	-	-	-	-	-	-	-	-	-	-	-	-
	Pentachlorobiphenyl, 2,3,3,4,4- (PCB 105)	µg/L	0.015				-	-	-	-	-	-	-	-	-	-	-	-	-	-
	Pentachlorobiphenyl, 2,3,4,4,5- (PCB 114)	µg/L	0.015				-	-	-	-	-	-	-	-	-	-	-	-	-	-
	Pentachlorobiphenyl, 2,3,4,4,5- (PCB 123)	µg/L	0.015				-	-	-	-	-	-	-	-	-	-	-	-	-	-

						Location	WS04008	WS04008	WS04008	WS04008	WS05001	WS05001	WS05001	WS05001	WS05001	WS05001	WS05001	WS05001	WS05002	WS05002
						Sampled_Date_Time	03/06/2020	03/06/2020	09/06/2020	22/09/2020	12/12/2019	13/01/2020	28/02/2020	27/03/2020	29/04/2020	12/05/2020	10/06/2020	31/07/2020	12/12/2019	13/01/2020
						Sample_Depth_Avg	0	0	4.5	2	1.04	0.58	2	4	2	2.5	3.05	1.39	0.87	0.54
						Project_ID	LTC - Phase 2 LTM	LTC - Phase 2 LTM	LTC - Phase 2 LTM	LTC - Phase 2 LTM	LTC - Phase 2	LTC - Phase 2	LTC - Phase 2 LTM	LTC - Phase 2 LTM	LTC - Phase 2 LTM	LTC - Phase 2	LTC - Phase 2	LTC - Phase 2 LTM	LTC - Phase 2	LTC - Phase 2
				UK Drinking Water Standards	UK Estuaries and coastal waters EQS	UK Freshwater EQS														
Chem_Group	**Analyte**	**Units**	**MDL**																	
	Pentachlorobiphenyl, 3,3,4,4,5- (PCB 126)	µg/L	0.015				-	-	-	-	-	-	-	-	-	-	-	-	-	-
	Tetrachlorobiphenyl, 3,3,4,4- (PCB 77)	µg/L	0.015				-	-	-	-	-	-	-	-	-	-	-	-	-	-
	Tetrachlorobiphenyl, 3,4,4,5- (PCB 81)	µg/L	0.015				-	-	-	-	-	-	-	-	-	-	-	-	-	-
	Total PCB 7 Congeners	µg/L	0.105				-	-	-	-	-	-	-	-	-	-	-	-	-	-
Phenolics	Xylenols (Filtered)	µg/L	0.5				0.68	<0.5	<0.5	<0.5	<0.5	<0.5	<0.5	<0.5	<0.5	<0.5	<0.5	<0.5	<0.5	<0.5
	Cresol Total (Filtered)	µg/L	0.5				<0.5	<0.5	<0.5	<0.5	<0.5	<0.5	<0.5	<0.5	<0.5	<0.5	<0.5	<0.5	<0.5	<0.5
	Phenol	µg/L	1	5800[#34]	7.7[#2]	7.7[#2]	-	-	-	-	-	-	-	-	-	-	-	-	-	-
	Phenol (Filtered)	µg/L	0.5	5800[#34]	7.7[#2]	7.7[#2]	<0.5	<0.5	<0.5	<0.5	<0.5	<0.5	<0.5	<0.5	<0.5	<0.5	<0.5	<0.5	<0.5	<0.5
	Phenols Monohydric (Filtered)	µg/L	0.5				0.68	<0.5	<0.5	<0.5	<0.5	<0.5	<0.5	<0.5	<0.5	<0.5	<0.5	<0.5	<0.5	<0.5
Organotins	Tributyltin	µg/L	0.001		0.0002[#2]	0.0002[#2]	-	-	-	-	-	-	-	-	-	-	-	-	-	-
Biological	Coliforms Total (Confirmed)	CFU/100mL					-	-	-	-	-	-	-	-	-	-	-	-	-	-
	Coliforms Total (Presumptive)	CFU/100mL					-	-	-	-	-	-	-	-	-	-	-	-	-	-
	Escherichia coli (Confirmed)	CFU/100mL					-	-	-	-	-	-	-	-	-	-	-	-	-	-
	Escherichia coli (Presumptive)	CFU/100mL					-	-	-	-	-	-	-	-	-	-	-	-	-	-
	Faecal streptococci (Confirmed)	CFU/100mL					-	-	-	-	-	-	-	-	-	-	-	-	-	-
	Faecal streptococci (Presumptive)	CFU/100mL					-	-	-	-	-	-	-	-	-	-	-	-	-	-
	Faecal Streptococci cfu/100ml	cfu/100ml					-	-			-	-							-	-
	Coliform	cfu/100 ml					-	-			-	-							-	-
	Salmonella	Detect					-	-	-	-	-	-	-	-	-	-	-	-	-	-
Pesticides	1-(3.4-Dichlorophenyl) urea (DCPU)	µg/l					-	-	-	-	<0.02	<0.02	<0.02	-	-	-	-	-	-	-
	2-(4-Chlorophenoxy)propionic acid, 4-CPP	µg/l					-	-	-	-	<0.1	<0.01	<0.01	-	-	-	-	-	-	-
	2-amino-N-(isopropyl)benzamide	µg/l					-	-	-	-	<0.02	<0.02	<0.02	-	-	-	-	-	-	-
	2-Chloro-2.6-diethylacetanilide	µg/l					-	-	-	-	<0.01	<0.01	<0.01	-	-	-	-	-	-	-
	Acibenzolar-S-methyl	µg/l					-	-	-	-	<0.03	<0.03	<0.03	-	-	-	-	-	-	-
	Aminopyralid	µg/l					-	-	-	-	<0.5	<0.05	<0.05	-	-	-	-	-	-	-
	Azoxystrobin	µg/L					-	-	-	-	<0.01	<0.01	<0.01	-	-	-	-	-	-	-
	BAM	µg/l					-	-	-	-	<0.01	<0.01	<0.01	-	-	-	-	-	-	-

						Location	WS04008	WS04008	WS04008	WS04008	WS05001	WS05001	WS05001	WS05001	WS05001	WS05001	WS05001	WS05001	WS05002	WS05002
						Sampled_Date_Time	03/06/2020	03/06/2020	09/06/2020	22/09/2020	12/12/2019	13/01/2020	28/02/2020	27/03/2020	29/04/2020	12/05/2020	10/06/2020	31/07/2020	12/12/2019	13/01/2020
						Sample_Depth_Avg	0	0	4.5	2	1.04	0.58	2	4	2	2.5	3.05	1.39	0.87	0.54
						Project_ID	LTC - Phase 2 LTM	LTC - Phase 2 LTM	LTC - Phase 2 LTM	LTC - Phase 2 LTM	LTC - Phase 2	LTC - Phase 2	LTC - Phase 2 LTM	LTC - Phase 2 LTM	LTC - Phase 2 LTM	LTC - Phase 2	LTC - Phase 2	LTC - Phase 2 LTM	LTC - Phase 2	LTC - Phase 2
				UK Drinking Water Standards	UK Estuaries and coastal waters EQS	UK Freshwater EQS														
Chem_Group	**Analyte**	**Units**	**MDL**																	
	Benalaxyl	µg/l					-	-	-	-	<0.02	<0.02	<0.02	-	-	-	-	-	-	-
	Bentazone methyl	µg/l					-	-	-	-	<0.03	<0.03	<0.03	-	-	-	-	-	-	-
	Bifenox	µg/L					-	-	-	-	<0.04	<0.04	<0.04	-	-	-	-	-	-	-
	Bitertanol	µg/l					-	-	-	-	<0.02	<0.02	<0.02	-	-	-	-	-	-	-
	Boscalid	µg/l					-	-	-	-	<0.01	<0.01	<0.01	-	-	-	-	-	-	-
	Cadusafos	µg/l					-	-	-	-	<0.02	<0.02	<0.02	-	-	-	-	-	-	-
	Carfentrazone-ethyl	µg/L					-	-	-	-	<0.04	<0.04	<0.04	-	-	-	-	-	-	-
	Chloridazon-desphenyl	µg/l					-	-	-	-	<0.03	<0.03	<0.03	-	-	-	-	-	-	-
	Chloridazon-methyl desphenyl	µg/l					-	-	-	-	<0.05	<0.05	<0.05	-	-	-	-	-	-	-
	Chlorotoluron-desmethyl	µg/l					-	-	-	-	<0.02	<0.02	<0.02	-	-	-	-	-	-	-
	Chlorpropham	µg/L			10[#4]	10[#4]	-	-	-	-	<0.05	<0.05	<0.05	-	-	-	-	-	-	-
	Clodinafop	µg/l					-	-	-	-	<0.03	<0.03	<0.03	-	-	-	-	-	-	-
	Clomeprop	µg/l					-	-	-	-	<0.01	<0.01	<0.01	-	-	-	-	-	-	-
	Crimidine	µg/l					-	-	-	-	<0.03	<0.03	<0.03	-	-	-	-	-	-	-
	Cybutryne (Irgarol)	µg/l					-	-	-	-	<0.01	<0.01	<0.01	-	-	-	-	-	-	-
	Cyprazine	µg/l					-	-	-	-	<0.02	<0.02	<0.02	-	-	-	-	-	-	-
	Cyprodinil	µg/L					-	-	-	-	<0.02	<0.02	<0.02	-	-	-	-	-	-	-
	Dichlofenthion	µg/l					-	-	-	-	<0.05	<0.05	<0.05	-	-	-	-	-	-	-
	Dichlormid	µg/l					-	-	-	-	<0.05	<0.05	<0.05	-	-	-	-	-	-	-
	Diethofencarb	µg/l					-	-	-	-	<0.02	<0.02	<0.02	-	-	-	-	-	-	-
	Difenacoum	µg/l					-	-	-	-	<0.02	<0.02	<0.02	-	-	-	-	-	-	-
	Dimefuron	µg/l					-	-	-	-	<0.02	<0.02	<0.02	-	-	-	-	-	-	-
	Dimethachlo	µg/l					-	-	-	-	<0.01	<0.01	<0.01	-	-	-	-	-	-	-
	Dimethenamid	µg/l					-	-	-	-	<0.01	<0.01	<0.01	-	-	-	-	-	-	-
	Dimethomorph	µg/l					-	-	-	-	<0.01	<0.01	<0.01	-	-	-	-	-	-	-
	Dinoterb	µg/l					-	-	-	-	<0.4	<0.2	<0.04	-	-	-	-	-	-	-
	Diuron desmethyl (DCPMU)	µg/l					-	-	-	-	<0.03	<0.03	<0.03	-	-	-	-	-	-	-

						Location	WS04008	WS04008	WS04008	WS04008	WS05001	WS05001	WS05001	WS05001	WS05001	WS05001	WS05001	WS05001	WS05002	WS05002
						Sampled_Date_Time	03/06/2020	03/06/2020	09/06/2020	22/09/2020	12/12/2019	13/01/2020	28/02/2020	27/03/2020	29/04/2020	12/05/2020	10/06/2020	31/07/2020	12/12/2019	13/01/2020
						Sample_Depth_Avg	0	0	4.5	2	1.04	0.58	2	4	2	2.5	3.05	1.39	0.87	0.54
						Project_ID	LTC - Phase 2 LTM	LTC - Phase 2 LTM	LTC - Phase 2 LTM	LTC - Phase 2 LTM	LTC - Phase 2	LTC - Phase 2	LTC - Phase 2 LTM	LTC - Phase 2 LTM	LTC - Phase 2 LTM	LTC - Phase 2	LTC - Phase 2	LTC - Phase 2 LTM	LTC - Phase 2	LTC - Phase 2
				UK Drinking Water Standards	UK Estuaries and coastal waters EQS	UK Freshwater EQS														
Chem_Group	**Analyte**	**Units**	**MDL**																	
	Epoxiconazole	µg/l					-	-	-	-	<0.03	<0.03	<0.03	-	-	-	-	-	-	-
	Etrimphos	µg/L	0.01				-	-	-	-	<0.01	<0.01	<0.01	-	-	-	-	-	-	-
	Fenoxaprop	µg/l					-	-	-	-	<0.03	<0.03	<0.03	-	-	-	-	-	-	-
	Fenpropidin	µg/l					-	-	-	-	<0.02	<0.02	<0.02	-	-	-	-	-	-	-
	Fenuron	µg/l					-	-	-	-	<0.01	<0.01	<0.01	-	-	-	-	-	-	-
	Fipronil	µg/L					-	-	-	-	<0.05	<0.05	<0.05	-	-	-	-	-	-	-
	Florasulam	µg/l					-	-	-	-	<0.02	<0.02	<0.02	-	-	-	-	-	-	-
	Fluazifop	µg/l					-	-	-	-	<0.02	<0.02	<0.02	-	-	-	-	-	-	-
	Fluazifop-P-butyl	µg/L					-	-	-	-	<0.02	<0.02	<0.02	-	-	-	-	-	-	-
	Foramsulfuron	µg/l					-	-	-	-	<0.01	<0.01	<0.01	-	-	-	-	-	-	-
	Furathiocarb	µg/l					-	-	-	-	<0.02	<0.02	<0.02	-	-	-	-	-	-	-
	Haloxyfop	µg/l					-	-	-	-	<0.03	<0.03	<0.03	-	-	-	-	-	-	-
	Haloxyfop-p-methyl	µg/l					-	-	-	-	<0.03	<0.03	<0.03	-	-	-	-	-	-	-
	Heptachlor epoxide	µg/L	0.01	0.03[#1]			-	-	-	-	<0.01	<0.01	<0.01	-	-	-	-	-	-	-
	Imazamox	µg/l					-	-	-	-	<0.01	<0.01	<0.01	-	-	-	-	-	-	-
	Indoxacarb	µg/L					-	-	-	-	<0.05	<0.05	<0.05	-	-	-	-	-	-	-
	Isoproturon-desmethyl	µg/l					-	-	-	-	<0.02	<0.02	<0.02	-	-	-	-	-	-	-
	Isoproturon-monodesmethyl	µg/l					-	-	-	-	<0.02	<0.02	<0.02	-	-	-	-	-	-	-
	Isopyrazam	µg/l					-	-	-	-	<0.03	<0.03	<0.03	-	-	-	-	-	-	-
	Kresoxim-methyl	µg/l					-	-	-	-	<0.03	<0.03	<0.03	-	-	-	-	-	-	-
	Malaoxon	µg/l					-	-	-	-	<0.02	<0.02	<0.02	-	-	-	-	-	-	-
	Mandipropamid	µg/l					-	-	-	-	-	-	<0.02	-	-	-	-	-	-	-
	Mecarbam	µg/l					-	-	-	-	<0.02	<0.02	<0.02	-	-	-	-	-	-	-
	Mesotrione	µg/l					-	-	-	-	<0.05	<0.05	<0.05	-	-	-	-	-	-	-
	Metconazole	µg/l					-	-	-	-	<0.02	<0.02	<0.02	-	-	-	-	-	-	-
	Metribuzin-desamino	µg/l					-	-	-	-	<0.01	<0.01	<0.01	-	-	-	-	-	-	-
	Naptalam	µg/l					-	-	-	-	<0.03	<0.03	<0.03	-	-	-	-	-	-	-

						Location	WS04008	WS04008	WS04008	WS04008	WS05001	WS05001	WS05001	WS05001	WS05001	WS05001	WS05001	WS05001	WS05002	WS05002
						Sampled_Date_Time	03/06/2020	03/06/2020	09/06/2020	22/09/2020	12/12/2019	13/01/2020	28/02/2020	27/03/2020	29/04/2020	12/05/2020	10/06/2020	31/07/2020	12/12/2019	13/01/2020
						Sample_Depth_Avg	0	0	4.5	2	1.04	0.58	2	4	2	2.5	3.05	1.39	0.87	0.54
						Project_ID	LTC - Phase 2 LTM	LTC - Phase 2 LTM	LTC - Phase 2 LTM	LTC - Phase 2 LTM	LTC - Phase 2	LTC - Phase 2	LTC - Phase 2 LTM	LTC - Phase 2 LTM	LTC - Phase 2 LTM	LTC - Phase 2	LTC - Phase 2	LTC - Phase 2 LTM	LTC - Phase 2	LTC - Phase 2
				UK Drinking Water Standards	UK Estuaries and coastal waters EQS	UK Freshwater EQS														
Chem_Group	**Analyte**	**Units**	**MDL**																	
	Nicosulfuron	µg/l					-	-	-	-	<0.01	<0.01	<0.01	-	-	-	-	-	-	-
	Nuarimol	µg/l					-	-	-	-	<0.02	<0.02	<0.02	-	-	-	-	-	-	-
	Oxadixyl	µg/l					-	-	-	-	<0.03	<0.03	<0.03	-	-	-	-	-	-	-
	Paraoxon-ethyl	µg/l					-	-	-	-	<0.02	<0.02	<0.02	-	-	-	-	-	-	-
	Parathion-ethyl	µg/l					-	-	-	-	<0.05	<0.05	<0.05	-	-	-	-	-	-	-
	Penconazole	µg/l					-	-	-	-	<0.02	<0.02	<0.02	-	-	-	-	-	-	-
	Pencycuron	µg/l					-	-	-	-	<0.02	<0.02	<0.02	-	-	-	-	-	-	-
	Phosphamidon II (E)	µg/l	0.01				-	-	-	-	<0.01	<0.01	<0.01	-	-	-	-	-	-	-
	Pretilachlor	µg/l					-	-	-	-	<0.02	<0.02	<0.02	-	-	-	-	-	-	-
	Primisulfuron-methyl	µg/l					-	-	-	-	<0.02	<0.02	<0.02	-	-	-	-	-	-	-
	Prodiamine	µg/l					-	-	-	-	<0.05	<0.05	<0.05	-	-	-	-	-	-	-
	Propaquizafop	µg/l					-	-	-	-	<0.03	<0.03	<0.03	-	-	-	-	-	-	-
	Propetamphos	µg/L	0.01		0.03[#4]	0.03[#4]	-	-	-	-	-	-	<0.01	-	-	-	-	-	-	-
	Prosulfocarb	µg/l					-	-	-	-	<0.01	<0.01	<0.01	-	-	-	-	-	-	-
	Prothioconazole	µg/l					-	-	-	-	<0.05	<0.05	<0.05	-	-	-	-	-	-	-
	Pyribenzoxim	µg/l					-	-	-	-	<0.05	<0.05	<0.05	-	-	-	-	-	-	-
	Quinmerac	µg/l					-	-	-	-	<0.01	<0.01	<0.01	-	-	-	-	-	-	-
	Quizalofop	µg/l					-	-	-	-	<0.05	<0.05	<0.05	-	-	-	-	-	-	-
	Rimsulfuron	µg/l					-	-	-	-	<0.01	<0.01	<0.01	-	-	-	-	-	-	-
	Sebuthylazine	µg/l					-	-	-	-	<0.01	<0.01	<0.01	-	-	-	-	-	-	-
	Simazine-2-hydroxy	µg/l					-	-	-	-	<0.01	<0.01	<0.01	-	-	-	-	-	-	-
	Sodium Acifluorfen	µg/L					-	-	-	-	<0.2	<0.01	<0.01	-	-	-	-	-	-	-
	Sulfosulfuron	µg/l					-	-	-	-	<0.01	<0.01	<0.01	-	-	-	-	-	-	-
	Tecnazene	µg/L	0.01		1[#4]	1[#4]	-	-	-	-	-	-	<0.01	-	-	-	-	-	-	-
	Teflubenzuron	µg/l					-	-	-	-	<0.03	<0.03	<0.03	-	-	-	-	-	-	-
	Terbuthylazine-desethyl	µg/l					-	-	-	-	<0.01	<0.01	<0.01	-	-	-	-	-	-	-
	Terbuthylazine-desethyl-2-hydroxy	µg/l					-	-	-	-	<0.01	<0.01	<0.01	-	-	-	-	-	-	-

						Location	WS04008	WS04008	WS04008	WS04008	WS05001	WS05001	WS05001	WS05001	WS05001	WS05001	WS05001	WS05001	WS05002	WS05002
						Sampled_Date_Time	03/06/2020	03/06/2020	09/06/2020	22/09/2020	12/12/2019	13/01/2020	28/02/2020	27/03/2020	29/04/2020	12/05/2020	10/06/2020	31/07/2020	12/12/2019	13/01/2020
						Sample_Depth_Avg	0	0	4.5	2	1.04	0.58	2	4	2	2.5	3.05	1.39	0.87	0.54
						Project_ID	LTC - Phase 2 LTM	LTC - Phase 2 LTM	LTC - Phase 2 LTM	LTC - Phase 2 LTM	LTC - Phase 2	LTC - Phase 2	LTC - Phase 2 LTM	LTC - Phase 2 LTM	LTC - Phase 2 LTM	LTC - Phase 2	LTC - Phase 2	LTC - Phase 2 LTM	LTC - Phase 2	LTC - Phase 2
				UK Drinking Water Standards	UK Estuaries and coastal waters EQS	UK Freshwater EQS														
Chem_Group	**Analyte**	**Units**	**MDL**																	
	Terbuthylazine-hydroxy	µg/l					-	-	-	-	<0.01	<0.01	<0.01	-	-	-	-	-	-	-
	Thiabendazole	µg/L			5[#4]	5[#4]	-	-	-	-	<0.03	<0.03	<0.03	-	-	-	-	-	-	-
	Thiamethoxam	µg/L					-	-	-	-	<0.01	<0.01	<0.01	-	-	-	-	-	-	-
	Tribenuron-methyl	µg/L					-	-	-	-	<0.01	<0.01	<0.01	-	-	-	-	-	-	-
	Trietazine	µg/L	0.01				-	-	-	-	<0.01	<0.01	<0.01	-	-	-	-	-	-	-
	Trifloxysulfuron-sodium	µg/l					-	-	-	-	<0.01	<0.01	<0.01	-	-	-	-	-	-	-
	Triflusulfuron-methyl	µg/l					-	-	-	-	<0.01	<0.01	<0.01	-	-	-	-	-	-	-
	Triforine	µg/l					-	-	-	-	<0.05	<0.05	<0.05	-	-	-	-	-	-	-
	Triticonazole	µg/l					-	-	-	-	<0.01	<0.01	<0.01	-	-	-	-	-	-	-
	Desmetryn	mg/L					-	-	-	-	<0.00001	<0.00001	<0.00001	-	-	-	-	-	-	-
	Simetryn	mg/L					-	-	-	-	<0.00001	<0.00001	<0.00001	-	-	-	-	-	-	-
	Clothianidin	µg/L					-	-	-	-	<0.01	<0.01	<0.01	-	-	-	-	-	-	-
	Cymoxanil	µg/L					-	-	-	-	<0.05	<0.05	<0.05	-	-	-	-	-	-	-
	Fluazifop-butyl	µg/L					-	-	-	-	<0.02	<0.02	<0.02	-	-	-	-	-	-	-
	Imazamethabenz-methyl	µg/L					-	-	-	-	<0.01	<0.01	<0.01	-	-	-	-	-	-	-
	Mesosulfuron-methyl	µg/L					-	-	-	-	<0.02	<0.02	<0.02	-	-	-	-	-	-	-
	Metamitron	µg/L					-	-	-	-	<0.03	<0.03	<0.03	-	-	-	-	-	-	-
	Metobromuron	µg/L					-	-	-	-	<0.03	<0.03	<0.03	-	-	-	-	-	-	-
	Monuron	µg/L					-	-	-	-	<0.02	<0.02	<0.02	-	-	-	-	-	-	-
	Secbumeton	µg/L					-	-	-	-	<0.01	<0.01	<0.01	-	-	-	-	-	-	-
	Spiroxamine	µg/L					-	-	-	-	<0.01	<0.01	<0.01	-	-	-	-	-	-	-
	Clomazon	µg/L					-	-	-	-	<0.01	<0.01	<0.01	-	-	-	-	-	-	-
	Metazachlor	µg/L	0.01				-	-	-	-	<0.01	<0.01	<0.01	-	-	-	-	-	-	-
	Methabenzthiazuran	µg/L					-	-	-	-	<0.01	<0.01	<0.01	-	-	-	-	-	-	-
	Iprovalicarb	µg/L					-	-	-	-	<0.01	<0.01	<0.01	-	-	-	-	-	-	-
	Chloroxuron	µg/L					-	-	-	-	<0.01	<0.01	<0.01	-	-	-	-	-	-	-
	Neburon	µg/L					-	-	-	-	<0.01	<0.01	<0.01	-	-	-	-	-	-	-

						Location	WS04008	WS04008	WS04008	WS04008	WS05001	WS05001	WS05001	WS05001	WS05001	WS05001	WS05001	WS05001	WS05002	WS05002
						Sampled_Date_Time	03/06/2020	03/06/2020	09/06/2020	22/09/2020	12/12/2019	13/01/2020	28/02/2020	27/03/2020	29/04/2020	12/05/2020	10/06/2020	31/07/2020	12/12/2019	13/01/2020
						Sample_Depth_Avg	0	0	4.5	2	1.04	0.58	2	4	2	2.5	3.05	1.39	0.87	0.54
						Project_ID	LTC - Phase 2 LTM	LTC - Phase 2 LTM	LTC - Phase 2 LTM	LTC - Phase 2 LTM	LTC - Phase 2	LTC - Phase 2	LTC - Phase 2 LTM	LTC - Phase 2 LTM	LTC - Phase 2 LTM	LTC - Phase 2	LTC - Phase 2	LTC - Phase 2 LTM	LTC - Phase 2	LTC - Phase 2
				UK Drinking Water Standards	UK Estuaries and coastal waters EQS	UK Freshwater EQS														
Chem_Group	**Analyte**	**Units**	**MDL**																	
	Metribuzin	µg/L					-	-	-	-	<0.03	<0.03	<0.03	-	-	-	-	-	-	-
	2,3,6-Trichlorobenzoic Acid (Tba)	µg/L					-	-	-	-	<3	<1.5	<2.5	-	-	-	-	-	-	-
	2,4,5-Trichlorophenoxy Acetic Acid	µg/L					-	-	-	-	<0.1	<0.01	<0.01	-	-	-	-	-	-	-
	2,4,5-TP (Silvex)	µg/L					-	-	-	-	<0.1	<0.01	<0.01	-	-	-	-	-	-	-
	Pyrimethanil	µg/L					-	-	-	-	<0.02	<0.02	<0.02	-	-	-	-	-	-	-
	Hedonal	µg/L			0.3[#2]	0.3[#2]	-	-	-	-	<0.1	<0.01	<0.01	-	-	-	-	-	-	-
	2,4-DDT	µg/L	0.01		0.00625[#42]	0.00625[#42]	-	-	-	-	<0.02	<0.01	<0.02	-	-	-	-	-	-	-
	Propachlor	µg/L	0.01				-	-	-	-	<0.01	<0.01	<0.01	-	-	-	-	-	-	-
	Propamocarb	µg/L					-	-	-	-	<0.03	<0.03	<0.03	-	-	-	-	-	-	-
	2,4-Dichlorprop	µg/L					-	-	-	-	<0.1	<0.01	<0.01	-	-	-	-	-	-	-
	3-Hydroxy Carbofuran	µg/L					-	-	-	-	<0.01	<0.01	<0.01	-	-	-	-	-	-	-
	4-(2,4-Dichlorophenoxy)butyric Acid (2,4-DB)	µg/L					-	-	-	-	<0.2	<0.02	<0.02	-	-	-	-	-	-	-
	4,4-DDE	µg/L	0.01		0.00625[#42]	0.00625[#42]	-	-	-	-	<0.01	<0.01	<0.01	-	-	-	-	-	-	-
	4-Bromo-3,5-dimethylphenyl-N-methylcarbamate	µg/L					-	-	-	-	<0.02	<0.02	<0.02	-	-	-	-	-	-	-
	a-BHC	µg/L	0.01				-	-	-	-	<0.01	<0.01	<0.01	-	-	-	-	-	-	-
	Acetochlor	µg/L					-	-	-	-	<0.03	<0.03	<0.03	-	-	-	-	-	-	-
	Aldicarb	µg/L					-	-	-	-	<0.05	<0.05	<0.05	-	-	-	-	-	-	-
	Aldicarb sulfone	µg/L					-	-	-	-	<0.01	<0.01	<0.01	-	-	-	-	-	-	-
	Aldrin	µg/L	0.01	0.03[#1]	0.00125[#43]	0.0025[#44]	-	-	-	-	<0.01	<0.01	<0.01	-	-	-	-	-	-	-
	Ametryn	µg/L					-	-	-	-	<0.01	<0.01	<0.01	-	-	-	-	-	-	-
	Amidosulfuron	µg/L					-	-	-	-	<0.02	<0.02	<0.02	-	-	-	-	-	-	-
	Acetamiprid	µg/L					-	-	-	-	<0.01	<0.01	<0.01	-	-	-	-	-	-	-
	Aclonifen	µg/L					-	-	-	-	<0.03	<0.03	<0.03	-	-	-	-	-	-	-
	Actril (Ioxynil)	µg/L			10[#4]	10[#4]	-	-	-	-	<0.1	<0.01	<0.01	-	-	-	-	-	-	-
	Atraton	µg/L					-	-	-	-	<0.01	<0.01	<0.01	-	-	-	-	-	-	-
	Atrazine	µg/L	0.01		0.6[#2]	0.6[#2]	-	-	-	-	<0.01	<0.01	<0.01	-	-	-	-	-	-	-
	Azinophos methyl	µg/L	0.02		0.01[#8]	0.01[#8]	-	-	-	-	<0.04	<0.04	<0.02	-	-	-	-	-	-	-

						Location	WS04008	WS04008	WS04008	WS04008	WS05001	WS05001	WS05001	WS05001	WS05001	WS05001	WS05001	WS05001	WS05002	WS05002
						Sampled_Date_Time	03/06/2020	03/06/2020	09/06/2020	22/09/2020	12/12/2019	13/01/2020	28/02/2020	27/03/2020	29/04/2020	12/05/2020	10/06/2020	31/07/2020	12/12/2019	13/01/2020
						Sample_Depth_Avg	0	0	4.5	2	1.04	0.58	2	4	2	2.5	3.05	1.39	0.87	0.54
						Project_ID	LTC - Phase 2 LTM	LTC - Phase 2 LTM	LTC - Phase 2 LTM	LTC - Phase 2 LTM	LTC - Phase 2	LTC - Phase 2	LTC - Phase 2 LTM	LTC - Phase 2 LTM	LTC - Phase 2 LTM	LTC - Phase 2	LTC - Phase 2	LTC - Phase 2 LTM	LTC - Phase 2	LTC - Phase 2
				UK Drinking Water Standards	UK Estuaries and coastal waters EQS	UK Freshwater EQS														
Chem_Group	**Analyte**	**Units**	**MDL**																	
	Baygon	µg/L					-	-	-	-	<0.01	<0.01	<0.01	-	-	-	-	-	-	-
	b-BHC	µg/L	0.01				-	-	-	-	<0.01	<0.01	<0.01	-	-	-	-	-	-	-
	Benazolin	µg/L					-	-	-	-	<0.5	<0.05	<0.05	-	-	-	-	-	-	-
	Bendiocarb	µg/L					-	-	-	-	<0.01	<0.01	<0.01	-	-	-	-	-	-	-
	Bentazone	µg/L			500[#4]	500[#4]	-	-	-	-	<0.1	<0.01	<0.01	-	-	-	-	-	-	-
	Bidrin	µg/L					-	-	-	-	<0.01	<0.01	<0.01	-	-	-	-	-	-	-
	Bromacil	µg/L					-	-	-	-	<0.01	<0.01	<0.01	-	-	-	-	-	-	-
	Bromazil	µg/L					-	-	-	-	<0.03	<0.03	<0.03	-	-	-	-	-	-	-
	Bromophos-ethyl	µg/L					-	-	-	-	<0.03	<0.03	<0.03	-	-	-	-	-	-	-
	Bromoxynil	µg/L			100[#4]	100[#4]	-	-	-	-	<0.1	<0.01	<0.01	-	-	-	-	-	-	-
	Carbaryl	µg/L					-	-	-	-	<0.01	<0.01	<0.01	-	-	-	-	-	-	-
	Carbendazim	µg/L				0.15[#4]	-	-	-	-	<0.01	<0.01	<0.01	-	-	-	-	-	-	-
	Carbetamide	µg/L					-	-	-	-	<0.01	<0.01	<0.01	-	-	-	-	-	-	-
	Carbofuran	µg/L					-	-	-	-	<0.01	<0.01	<0.01	-	-	-	-	-	-	-
	Carbophenothion	µg/L	0.01				-	-	-	-	-	-	<0.01	-	-	-	-	-	-	-
	Carboxin	µg/L					-	-	-	-	<0.02	<0.02	<0.02	-	-	-	-	-	-	-
	Chlorbromuron	µg/L					-	-	-	-	<0.01	<0.01	<0.01	-	-	-	-	-	-	-
	Chlordane (cis)	µg/L	0.01				-	-	-	-	<0.01	<0.01	<0.01	-	-	-	-	-	-	-
	Azinphos Ethyl	µg/L	0.02				-	-	-	-	<0.04	<0.04	<0.02	-	-	-	-	-	-	-
	Chlordane (trans)	µg/L	0.01				-	-	-	-	<0.01	<0.01	<0.01	-	-	-	-	-	-	-
	Chlorfenvinphos	µg/L	0.01		0.1[#2]	0.1[#2]	-	-	-	-	<0.01	<0.01	<0.01	-	-	-	-	-	-	-
	Chloridazon	µg/L					-	-	-	-	<0.01	<0.01	<0.01	-	-	-	-	-	-	-
	Chlorotoluron	µg/L			2[#4]	2[#4]	-	-	-	-	<0.01	<0.01	<0.01	-	-	-	-	-	-	-
	Chlorpyrifos	µg/L	0.01		0.03[#2]		-	-	-	-	<0.005	<0.005	<0.005	-	-	-	-	-	-	-
	Chlorpyrifos-methyl	µg/L	0.01				-	-	-	-	<0.01	<0.02	<0.01	-	-	-	-	-	-	-
	Chlorsulfuron	µg/L					-	-	-	-	-	-	<0.01	-	-	-	-	-	-	-
	Clopyralid	µg/L					-	-	-	-	<0.3	<0.03	<0.03	-	-	-	-	-	-	-

						Location	WS04008	WS04008	WS04008	WS04008	WS05001	WS05001	WS05001	WS05001	WS05001	WS05001	WS05001	WS05001	WS05002	WS05002
						Sampled_Date_Time	03/06/2020	03/06/2020	09/06/2020	22/09/2020	12/12/2019	13/01/2020	28/02/2020	27/03/2020	29/04/2020	12/05/2020	10/06/2020	31/07/2020	12/12/2019	13/01/2020
						Sample_Depth_Avg	0	0	4.5	2	1.04	0.58	2	4	2	2.5	3.05	1.39	0.87	0.54
						Project_ID	LTC - Phase 2 LTM	LTC - Phase 2 LTM	LTC - Phase 2 LTM	LTC - Phase 2 LTM	LTC - Phase 2	LTC - Phase 2	LTC - Phase 2 LTM	LTC - Phase 2 LTM	LTC - Phase 2 LTM	LTC - Phase 2	LTC - Phase 2	LTC - Phase 2 LTM	LTC - Phase 2	LTC - Phase 2
				UK Drinking Water Standards	UK Estuaries and coastal waters EQS	UK Freshwater EQS														
Chem_Group	**Analyte**	**Units**	**MDL**																	
	Coumaphos	µg/L	0.01		0.03[#4]	0.03[#4]	-	-	-	-	<0.01	<0.01	<0.01	-	-	-	-	-	-	-
	Cyanazine	µg/L	0.01				-	-	-	-	<0.01	<0.01	<0.01	-	-	-	-	-	-	-
	Cyproconazole	µg/L					-	-	-	-	<0.01	<0.01	<0.01	-	-	-	-	-	-	-
	Cyromazine	µg/L					-	-	-	-	<0.05	<0.05	<0.05	-	-	-	-	-	-	-
	d-BHC	µg/L	0.01				-	-	-	-	<0.01	<0.01	<0.01	-	-	-	-	-	-	-
	DDD	µg/L	0.01		0.00625[#42]	0.00625[#42]	-	-	-	-	<0.01	<0.02	<0.01	-	-	-	-	-	-	-
	DDT	µg/L	0.01		0.01[#45]	0.01[#45]	-	-	-	-	<0.02	<0.03	<0.03	-	-	-	-	-	-	-
	Deisopropylatrazine	µg/L					-	-	-	-	<0.01	<0.01	<0.01	-	-	-	-	-	-	-
	Chlorothalonil	µg/L	0.01			0.035[#2]	-	-	-	-	<0.01	<0.01	<0.01	-	-	-	-	-	-	-
	Deethylatrazine	µg/L					-	-	-	-	<0.01	<0.01	<0.01	-	-	-	-	-	-	-
	Demeton-S-methyl	µg/L	0.01				-	-	-	-	-	-	<0.01	-	-	-	-	-	-	-
	Diazinon	µg/L	0.01		0.01[#2]	0.01[#2]	-	-	-	-	<0.01	<0.01	<0.01	-	-	-	-	-	-	-
	Dicamba	µg/L					-	-	-	-	<0.6	<0.3	<0.03	-	-	-	-	-	-	-
	Dichlobenil	µg/L	0.01				-	-	-	-	-	-	<0.01	-	-	-	-	-	-	-
	Dichlorvos	µg/L	0.01		0.04[#4]	0.001[#4]	-	-	-	-	<0.01	<0.01	<0.01	-	-	-	-	-	-	-
	Diclofop	µg/L					-	-	-	-	<0.2	<0.02	0.023	-	-	-	-	-	-	-
	Dieldrin	µg/L	0.01	0.03[#1]	0.00125[#43]	0.0025[#44]	-	-	-	-	<0.01	<0.01	<0.01	-	-	-	-	-	-	-
	Difenoconazole	µg/L					-	-	-	-	<0.02	<0.02	<0.02	-	-	-	-	-	-	-
	Difenoxuron	µg/L					-	-	-	-	<0.02	<0.02	<0.02	-	-	-	-	-	-	-
	Diflubenzuron	µg/L			0.005[#4]	0.001[#4]	-	-	-	-	<0.02	<0.02	<0.02	-	-	-	-	-	-	-
	Diflufenican	µg/L					-	-	-	-	<0.01	<0.01	<0.01	-	-	-	-	-	-	-
	Dimethoate	µg/L	0.01		0.48[#2]	0.48[#2]	-	-	-	-	<0.01	<0.01	<0.01	-	-	-	-	-	-	-
	Dinoseb	µg/L					-	-	-	-	<0.2	<0.02	<0.02	-	-	-	-	-	-	-
	Disulfoton	µg/L	0.01				-	-	-	-	-	-	<0.01	-	-	-	-	-	-	-
	Diuron	µg/L			0.2[#2]	0.2[#2]	-	-	-	-	<0.01	<0.01	<0.01	-	-	-	-	-	-	-
	Endosulfan I	µg/L	0.01				-	-	-	-	<0.01	<0.01	<0.01	-	-	-	-	-	-	-
	Endosulfan II	µg/L	0.02				-	-	-	-	<0.02	<0.02	<0.02	-	-	-	-	-	-	-

						Location	WS04008	WS04008	WS04008	WS04008	WS05001	WS05001	WS05001	WS05001	WS05001	WS05001	WS05001	WS05001	WS05002	WS05002
						Sampled_Date_Time	03/06/2020	03/06/2020	09/06/2020	22/09/2020	12/12/2019	13/01/2020	28/02/2020	27/03/2020	29/04/2020	12/05/2020	10/06/2020	31/07/2020	12/12/2019	13/01/2020
						Sample_Depth_Avg	0	0	4.5	2	1.04	0.58	2	4	2	2.5	3.05	1.39	0.87	0.54
						Project_ID	LTC - Phase 2 LTM	LTC - Phase 2 LTM	LTC - Phase 2 LTM	LTC - Phase 2 LTM	LTC - Phase 2	LTC - Phase 2	LTC - Phase 2 LTM	LTC - Phase 2 LTM	LTC - Phase 2 LTM	LTC - Phase 2	LTC - Phase 2	LTC - Phase 2 LTM	LTC - Phase 2	LTC - Phase 2
				UK Drinking Water Standards	UK Estuaries and coastal waters EQS	UK Freshwater EQS														
Chem_Group	**Analyte**	**Units**	**MDL**																	
	Endosulfan sulphate	µg/L	0.02				-	-	-	-	-	-	<0.02	-	-	-	-	-	-	-
	Endrin	µg/L	0.01		0.00125[#43]	0.0025[#44]	-	-	-	-	<0.01	<0.01	<0.01	-	-	-	-	-	-	-
	s-Ethyl dipropylthiocarbamate	µg/L					-	-	-	-	<0.02	<0.02	<0.02	-	-	-	-	-	-	-
	Ethiofencarb	µg/L					-	-	-	-	<0.02	<0.02	<0.02	-	-	-	-	-	-	-
	Ethion	µg/L	0.01				-	-	-	-	<0.02	<0.02	<0.01	-	-	-	-	-	-	-
	Ethoprop	µg/L					-	-	-	-	<0.02	<0.02	<0.02	-	-	-	-	-	-	-
	Ethofumesate	µg/L					-	-	-	-	<0.01	<0.01	<0.01	-	-	-	-	-	-	-
	Etridiazole	µg/L	0.01				-	-	-	-	<0.01	<0.01	<0.01	-	-	-	-	-	-	-
	Fenamiphos	µg/L					-	-	-	-	<0.02	<0.02	<0.02	-	-	-	-	-	-	-
	Fenarimol	µg/L					-	-	-	-	<0.03	<0.03	<0.03	-	-	-	-	-	-	-
	Fenitrothion	µg/L	0.01		0.01[#4]	0.01[#4]	-	-	-	-	<0.01	<0.03	<0.01	-	-	-	-	-	-	-
	Fensulfothion	µg/L					-	-	-	-	<0.02	<0.02	<0.02	-	-	-	-	-	-	-
	Fenhexamid	µg/L					-	-	-	-	<0.03	<0.03	<0.03	-	-	-	-	-	-	-
	Fenoxycarb	µg/L					-	-	-	-	<0.02	<0.02	<0.02	-	-	-	-	-	-	-
	Fenthion	µg/L	0.01				-	-	-	-	<0.01	<0.02	<0.01	-	-	-	-	-	-	-
	Fenpropimorf	µg/L					-	-	-	-	<0.01	<0.01	<0.01	-	-	-	-	-	-	-
	Fluroxypyr	µg/L					-	-	-	-	<0.2	<0.02	<0.02	-	-	-	-	-	-	-
	Flutolanil	µg/L					-	-	-	-	<0.02	<0.02	<0.02	-	-	-	-	-	-	-
	Fonofos	µg/L					-	-	-	-	<0.05	<0.05	<0.05	-	-	-	-	-	-	-
	EPTC	µg/L					-	-			-	-							-	-
	g-BHC (Lindane)	µg/L	0.01				-	-	-	-	<0.01	<0.01	<0.01	-	-	-	-	-	-	-
	Haloxyfop-methyl	µg/L					-	-	-	-	<0.03	<0.03	<0.03	-	-	-	-	-	-	-
	Thifensulfuron	µg/L					-	-	-	-	<0.01	<0.01	<0.01	-	-	-	-	-	-	-
	Heptachlor	µg/L	0.01	0.03[#1]			-	-	-	-	<0.01	<0.02	<0.01	-	-	-	-	-	-	-
	Hexaconazole	µg/L					-	-	-	-	<0.02	<0.02	<0.02	-	-	-	-	-	-	-
	Hexazinone	µg/L					-	-	-	-	<0.01	<0.01	<0.01	-	-	-	-	-	-	-
	Hydroxyatrazine	µg/L					-	-	-	-	<0.01	<0.01	<0.01	-	-	-	-	-	-	-

						Location	WS04008	WS04008	WS04008	WS04008	WS05001	WS05001	WS05001	WS05001	WS05001	WS05001	WS05001	WS05001	WS05002	WS05002
						Sampled_Date_Time	03/06/2020	03/06/2020	09/06/2020	22/09/2020	12/12/2019	13/01/2020	28/02/2020	27/03/2020	29/04/2020	12/05/2020	10/06/2020	31/07/2020	12/12/2019	13/01/2020
						Sample_Depth_Avg	0	0	4.5	2	1.04	0.58	2	4	2	2.5	3.05	1.39	0.87	0.54
						Project_ID	LTC - Phase 2 LTM	LTC - Phase 2 LTM	LTC - Phase 2 LTM	LTC - Phase 2 LTM	LTC - Phase 2	LTC - Phase 2	LTC - Phase 2 LTM	LTC - Phase 2 LTM	LTC - Phase 2 LTM	LTC - Phase 2	LTC - Phase 2	LTC - Phase 2 LTM	LTC - Phase 2	LTC - Phase 2
				UK Drinking Water Standards	UK Estuaries and coastal waters EQS	UK Freshwater EQS														
Chem_Group	**Analyte**	**Units**	**MDL**																	
	Iprodione	µg/L					-	-	-	-	<0.03	<0.03	<0.03	-	-	-	-	-	-	-
	Isodrin	µg/L	0.01		0.00125[#43]	0.0025[#44]	-	-	-	-	<0.01	<0.01	<0.01	-	-	-	-	-	-	-
	Isoproturon	µg/L			0.3[#2]	0.3[#2]	-	-	-	-	<0.01	<0.01	<0.01	-	-	-	-	-	-	-
	Linuron	µg/L			0.5[#2]	0.5[#2]	-	-	-	-	<0.02	<0.02	<0.02	-	-	-	-	-	-	-
	Malathion	µg/L	0.01		0.02[#4]	0.01[#4]	-	-	-	-	<0.01	<0.01	<0.01	-	-	-	-	-	-	-
	2-Methyl-4-chlorophenoxyacetic acid	µg/L					-	-	-	-	<0.1	<0.01	<0.01	-	-	-	-	-	-	-
	2-Methyl-4-Chlorophenoxy Butanoic Acid	µg/L					-	-	-	-	<0.2	<0.02	<0.02	-	-	-	-	-	-	-
	Mecoprop	µg/L			18[#2]	18[#2]	-	-	-	-	<0.1	<0.01	<0.01	-	-	-	-	-	-	-
	Mefenpyr-diethyl	µg/L					-	-	-	-	<0.02	<0.02	<0.02	-	-	-	-	-	-	-
	Metachlor	µg/L	0.01		0.3[#2]	0.3[#2]	-	-	-	-	<0.01	<0.01	<0.01	-	-	-	-	-	-	-
	Metalaxyl	µg/L					-	-	-	-	<0.01	<0.01	<0.01	-	-	-	-	-	-	-
	Methamidophos	µg/L					-	-	-	-	<0.01	<0.01	<0.01	-	-	-	-	-	-	-
	Methidathion	µg/L					-	-	-	-	<0.01	<0.01	<0.01	-	-	-	-	-	-	-
	Methiocarb	µg/L				0.01[#4]	-	-	-	-	<0.01	<0.01	<0.01	-	-	-	-	-	-	-
	Methomyl	µg/L					-	-	-	-	<0.01	<0.01	<0.01	-	-	-	-	-	-	-
	Methoxychlor	µg/L	0.01				-	-	-	-	<0.02	<0.03	<0.03	-	-	-	-	-	-	-
	Methoxyfenozide	µg/L					-	-	-	-	<0.03	<0.03	<0.03	-	-	-	-	-	-	-
	Methyl parathion	µg/L	0.01				-	-	-	-	<0.01	<0.03	<0.01	-	-	-	-	-	-	-
	Metolachlor	µg/L					-	-	-	-	<0.01	<0.01	<0.01	-	-	-	-	-	-	-
	Metoxuron	µg/L					-	-	-	-	<0.01	<0.01	<0.01	-	-	-	-	-	-	-
	Metsulfuron Methyl	µg/L					-	-	-	-	<0.01	<0.01	<0.01	-	-	-	-	-	-	-
	Mevinphos (Phosdrin)	µg/L	0.01			0.02(MAC)[#46]	-	-	-	-	<0.01	<0.01	<0.01	-	-	-	-	-	-	-
	Molinate	µg/L					-	-	-	-	<0.01	<0.01	<0.01	-	-	-	-	-	-	-
	Monlinuran	µg/L					-	-	-	-	<0.02	<0.02	<0.02	-	-	-	-	-	-	-
	Monocrotophos	µg/L					-	-	-	-	<0.01	<0.01	<0.01	-	-	-	-	-	-	-
	Napropamide	µg/L					-	-	-	-	<0.01	<0.01	<0.01	-	-	-	-	-	-	-
	Flusilazole (NuStar)	µg/L					-	-	-	-	<0.01	<0.01	<0.01	-	-	-	-	-	-	-

						Location	WS04008	WS04008	WS04008	WS04008	WS05001	WS05001	WS05001	WS05001	WS05001	WS05001	WS05001	WS05001	WS05002	WS05002
						Sampled_Date_Time	03/06/2020	03/06/2020	09/06/2020	22/09/2020	12/12/2019	13/01/2020	28/02/2020	27/03/2020	29/04/2020	12/05/2020	10/06/2020	31/07/2020	12/12/2019	13/01/2020
						Sample_Depth_Avg	0	0	4.5	2	1.04	0.58	2	4	2	2.5	3.05	1.39	0.87	0.54
						Project_ID	LTC - Phase 2 LTM	LTC - Phase 2 LTM	LTC - Phase 2 LTM	LTC - Phase 2 LTM	LTC - Phase 2	LTC - Phase 2	LTC - Phase 2 LTM	LTC - Phase 2 LTM	LTC - Phase 2 LTM	LTC - Phase 2	LTC - Phase 2	LTC - Phase 2 LTM	LTC - Phase 2	LTC - Phase 2
				UK Drinking Water Standards	UK Estuaries and coastal waters EQS	UK Freshwater EQS														
Chem_Group	**Analyte**	**Units**	**MDL**																	
	o,p-DDD	µg/L	0.01				-	-	-	-	<0.01	<0.01	<0.01	-	-	-	-	-	-	-
	o,p'-DDE	µg/L	0.01				-	-	-	-	<0.01	<0.01	<0.01	-	-	-	-	-	-	-
	o,p-Methoxychlor	µg/L	0.01				-	-	-	-	-	-	<0.02	-	-	-	-	-	-	-
	Omethoate	µg/L	0.01			0.01[#4]	-	-	-	-	<0.01	<0.01	<0.01	-	-	-	-	-	-	-
	Oxamyl	µg/L					-	-	-	-	<0.01	<0.01	<0.01	-	-	-	-	-	-	-
	Paclobutrazol	µg/L					-	-	-	-	<0.02	<0.02	<0.02	-	-	-	-	-	-	-
	Methyl Paraoxon	µg/L					-	-	-	-	<0.02	<0.02	<0.02	-	-	-	-	-	-	-
	Parathion	µg/L	0.01				-	-	-	-	<0.01	<0.02	<0.01	-	-	-	-	-	-	-
	Pendimethalin	µg/L	0.01			0.3[#2]	-	-	-	-	<0.01	<0.02	<0.01	-	-	-	-	-	-	-
	Imidacloprid	µg/L					-	-	-	-	<0.01	<0.01	<0.01	-	-	-	-	-	-	-
	Permethrin	µg/L	0.01		0.0002[#4]	0.001[#4]	-	-	-	-	-	-	<0.01	-	-	-	-	-	-	-
	Permethrin II	µg/L	0.01				-	-	-	-	-	-	<0.01	-	-	-	-	-	-	-
	Phorate	µg/L	0.01				-	-	-	-	<0.01	<0.01	<0.01	-	-	-	-	-	-	-
	Phosmet	µg/L					-	-	-	-	<0.05	<0.05	<0.05	-	-	-	-	-	-	-
	Lenacil	µg/L					-	-	-	-	<0.03	<0.03	<0.03	-	-	-	-	-	-	-
	Picloram	µg/L					-	-	-	-	<0.05	<0.02	<0.02	-	-	-	-	-	-	-
	Picoxystrobin	µg/L					-	-	-	-	<0.01	<0.01	<0.01	-	-	-	-	-	-	-
	Pirimicarb	µg/L			1[#4]	1[#4]	-	-	-	-	<0.01	<0.01	<0.01	-	-	-	-	-	-	-
	Pirimiphos-methyl	µg/L	0.01		0.015[#4]	0.015[#4]	-	-	-	-	<0.01	<0.01	<0.01	-	-	-	-	-	-	-
	Pirimphos-ethyl	µg/L					-	-	-	-	<0.02	<0.02	<0.02	-	-	-	-	-	-	-
	Prochloraz	µg/L			4[#4]	4[#4]	-	-	-	-	<0.02	<0.02	<0.02	-	-	-	-	-	-	-
	Profenofos	µg/L					-	-	-	-	<0.01	<0.01	<0.01	-	-	-	-	-	-	-
	Promecarb	µg/L					-	-	-	-	<0.01	<0.01	<0.01	-	-	-	-	-	-	-
	Prometon	µg/L					-	-	-	-	<0.02	<0.02	<0.02	-	-	-	-	-	-	-
	Prometryn	µg/L	0.01				-	-	-	-	<0.01	<0.01	<0.01	-	-	-	-	-	-	-
	Pronamide	µg/L	0.01		100[#4]	100[#4]	-	-	-	-	0.0816 - 0.11	<0.01	<0.01	-	-	-	-	-	-	-
	Propanil	µg/L					-	-	-	-	<0.03	<0.03	<0.03	-	-	-	-	-	-	-

						Location	WS04008	WS04008	WS04008	WS04008	WS05001	WS05001	WS05001	WS05001	WS05001	WS05001	WS05001	WS05001	WS05002	WS05002
						Sampled_Date_Time	03/06/2020	03/06/2020	09/06/2020	22/09/2020	12/12/2019	13/01/2020	28/02/2020	27/03/2020	29/04/2020	12/05/2020	10/06/2020	31/07/2020	12/12/2019	13/01/2020
						Sample_Depth_Avg	0	0	4.5	2	1.04	0.58	2	4	2	2.5	3.05	1.39	0.87	0.54
						Project_ID	LTC - Phase 2 LTM	LTC - Phase 2 LTM	LTC - Phase 2 LTM	LTC - Phase 2 LTM	LTC - Phase 2	LTC - Phase 2	LTC - Phase 2 LTM	LTC - Phase 2 LTM	LTC - Phase 2 LTM	LTC - Phase 2	LTC - Phase 2	LTC - Phase 2 LTM	LTC - Phase 2	LTC - Phase 2
				UK Drinking Water Standards	UK Estuaries and coastal waters EQS	UK Freshwater EQS														
Chem_Group	**Analyte**	**Units**	**MDL**																	
	Propazine	µg/L	0.01				-	-	-	-	<0.01	<0.01	<0.01	-	-	-	-	-	-	-
	Propham	µg/L					-	-	-	-	<0.05	<0.05	<0.05	-	-	-	-	-	-	-
	Propiconazole	µg/L					-	-	-	-	<0.01	<0.01	<0.01	-	-	-	-	-	-	-
	Propoxycarbazone-sodium	µg/L					-	-	-	-	<0.05	<0.05	<0.01	-	-	-	-	-	-	-
	Pursuit	µg/L					-	-	-	-	<0.01	<0.01	<0.01	-	-	-	-	-	-	-
	Pyriproxyfen	µg/L					-	-	-	-	<0.03	<0.03	<0.03	-	-	-	-	-	-	-
	Quinclorac	µg/L					-	-	-	-	<0.02	<0.02	<0.02	-	-	-	-	-	-	-
	Quinoxyfen	µg/L					-	-	-	-	<0.04	<0.04	<0.04	-	-	-	-	-	-	-
	Savey	µg/L					-	-	-	-	<0.02	<0.02	<0.02	-	-	-	-	-	-	-
	Sethoxydim	µg/L					-	-	-	-	<0.02	<0.02	<0.02	-	-	-	-	-	-	-
	Simazine	µg/L	0.01		1[#2]	1[#2]	-	-	-	-	<0.01	<0.01	<0.01	-	-	-	-	-	-	-
	Tebuthiuron	µg/L					-	-	-	-	<0.02	<0.02	<0.02	-	-	-	-	-	-	-
	Terbutryn	µg/L	0.01				-	-	-	-	<0.01	<0.01	<0.01	-	-	-	-	-	-	-
	Terbuthylazine	µg/L					-	-	-	-	-	-	<0.01	-	-	-	-	-	-	-
	Terbutylazine	µg/L					-	-			<0.01	<0.01							-	-
	Phosalone	µg/L	0.01				-	-	-	-	<0.01	<0.01	<0.01	-	-	-	-	-	-	-
	Phosphamidon	µg/L	0.01				-	-	-	-	<0.01	<0.01	<0.01	-	-	-	-	-	-	-
	Thiobencarb	µg/L					-	-	-	-	<0.01	<0.01	<0.01	-	-	-	-	-	-	-
	Thiophanate-methyl	µg/L					-	-	-	-	<0.03	<0.03	<0.03	-	-	-	-	-	-	-
	Triadimefon	µg/L	0.01				-	-	-	-	<0.01	<0.02	<0.01	-	-	-	-	-	-	-
	Triadimenol	µg/L					-	-	-	-	<0.01	<0.01	<0.01	-	-	-	-	-	-	-
	Triallate	µg/L	0.01		0.25[#4]	0.25[#4]	-	-	-	-	<0.05	<0.05	<0.01	-	-	-	-	-	-	-
	Triasulfuron	µg/L					-	-	-	-	<0.02	<0.02	<0.02	-	-	-	-	-	-	-
	Tributyl phosphate	µg/L	0.01		50[#4]	50[#4]	-	-	-	-	-	<0.01	-	-	-	-	-	-	-	-
	Triclopyr	µg/L					-	-	-	-	<0.3	<0.03	<0.03	-	-	-	-	-	-	-
	Triclosan	µg/L					-	-	-	-	<0.5	<0.5	<0.5	-	-	-	-	-	-	-
	Trifluralin	µg/L	0.01		0.03[#2]	0.03[#2]	-	-	-	-	<0.01	<0.01	<0.01	-	-	-	-	-	-	-

						Location	WS04008	WS04008	WS04008	WS04008	WS05001	WS05001	WS05001	WS05001	WS05001	WS05001	WS05001	WS05001	WS05002	WS05002
						Sampled_Date_Time	03/06/2020	03/06/2020	09/06/2020	22/09/2020	12/12/2019	13/01/2020	28/02/2020	27/03/2020	29/04/2020	12/05/2020	10/06/2020	31/07/2020	12/12/2019	13/01/2020
						Sample_Depth_Avg	0	0	4.5	2	1.04	0.58	2	4	2	2.5	3.05	1.39	0.87	0.54
						Project_ID	LTC - Phase 2 LTM	LTC - Phase 2 LTM	LTC - Phase 2 LTM	LTC - Phase 2 LTM	LTC - Phase 2	LTC - Phase 2	LTC - Phase 2 LTM	LTC - Phase 2 LTM	LTC - Phase 2 LTM	LTC - Phase 2	LTC - Phase 2	LTC - Phase 2 LTM	LTC - Phase 2	LTC - Phase 2
				UK Drinking Water Standards	UK Estuaries and coastal waters EQS	UK Freshwater EQS														
Chem_Group	**Analyte**	**Units**	**MDL**																	
	Tebuconazole	µg/L					-	-	-	-	0.016	<0.01	<0.01	-	-	-	-	-	-	-
	Telodrin	µg/L	0.01				-	-	-	-	<0.01	<0.01	<0.01	-	-	-	-	-	-	-
	Triazophos	µg/L	0.01		0.005[#4]	0.005[#4]	-	-	-	-	<0.02	<0.02	<0.01	-	-	-	-	-	-	-
	Tricyclazole	µg/L					-	-	-	-	<0.01	<0.01	<0.01	-	-	-	-	-	-	-
Surrogate	Surrogate Value	%					-	-	-	-	-	-	-	-	-	-	-	-	-	-
SVOC TIC	SVOC TICS - Detect	Detect					-	-	-	-	-	-	-	-	-	-	-	-	-	-
	SVOC Tentatively Identified Compounds	µg/L	10				-	-	-	-	-	-	-	-	-	-	-	-	-	-
VOC TIC	VOC TICs - Detect	Detect					-	-	-	-	-	-	-	-	-	-	-	-	-	-
	VOC Tentatively Identified Compounds	µg/l	10				-	-	-	-	-	-	-	-	-	-	-	-	-	-
Other	Biochemical Oxygen Demand (5-day test)	µg/L	1000				-	-	-	<1000	-	-	-	-	-	-	-	-	-	-
	Redox	mV					-	-	-	-	-	-	-	-	-	-	-	-	-	-
	Salinity (no units)	PSS-78					-	-			7.15	4.72							12.9	10.9
	Conductivity @ 20oC	µS/cm	5				6850	6810	7390	6120	11,100	7530	4930	6430	6910	8720	9890	-	19,200	16,400
	Total Dissolved Solids (Filtered)	mg/L	10				5930	5890	5600	4490	9560	6780	4220	5310	5610	6670	8010	-	15,100	12,900
	Biological Oxygen Demand	mg/L	1				<1	<1	<1	-	<1	1.66	<1.67	<1	<1	<1	2.08	-	<1.5	2.36
	Chemical Oxygen Demand	mg/L	7				141	145	139	104	197	112	318	90.5	85.5	39.6	209	-	341	230
	Dissolved Organic Carbon (Filtered)	µg/L	3000				49,000	49,900	41,800	38,900	25,400	25,100	75,000	53,200	33,800	35,500	29,800	-	36,800	29,100
	pH (Lab)	pH_Units	1	6.5-9.5[#1]	6-8.5(MAC)[#46]	6-9(MAC)[#46]	7.77	7.65	7.8	7.87	7.67	7.31	6.96	6.9	7.11	6.97	6.96	-	7.96	7.83
	Total Organic Carbon	mg/l	3				-	-			-	-							-	-

Environmental Standards Comments

						Location	WS04008	WS04008	WS04008	WS04008	WS05001	WS05001	WS05001	WS05001	WS05001	WS05001	WS05001	WS05001	WS05002	WS05002
						Sampled_Date_Time	03/06/2020	03/06/2020	09/06/2020	22/09/2020	12/12/2019	13/01/2020	28/02/2020	27/03/2020	29/04/2020	12/05/2020	10/06/2020	31/07/2020	12/12/2019	13/01/2020
						Sample_Depth_Avg	0	0	4.5	2	1.04	0.58	2	4	2	2.5	3.05	1.39	0.87	0.54
						Project_ID	LTC - Phase 2 LTM	LTC - Phase 2 LTM	LTC - Phase 2 LTM	LTC - Phase 2 LTM	LTC - Phase 2	LTC - Phase 2	LTC - Phase 2 LTM	LTC - Phase 2 LTM	LTC - Phase 2 LTM	LTC - Phase 2	LTC - Phase 2	LTC - Phase 2 LTM	LTC - Phase 2	LTC - Phase 2
				UK Drinking Water Standards	UK Estuaries and coastal waters EQS	UK Freshwater EQS														
Chem_Group	**Analyte**	**Units**	**MDL**																	

#1:Water Supply (Water Quality) Regulations 2016.
#2:Water Framework Directive (Standards and Classification) Directions (England and Wales) 2015.
#3:Operational Targets and EQS. EA, April 2018
#4:Water Framework Directive (Standards & Classification) Directions (England & Wales) 2015. Dissolved fraction.
#5:Water Framework Directive (Standards & Classification) Directions (England & Wales) 2015. Dissolved fraction. Lowest criteria presented (<40mg/l of CaCO3). See 'further assessment' if criteria exceeded and hardness (CaCO3) data available.
#6:Water Framework Directive (Standards and Classification) Directions (England and Wales) 2015. Dissolved Fraction. If hexavalent chromium (CrVI) data is available, a value of 4.7µg/l may be appropriate for the remaining trivalent chromium (CrIII).
#7:Operational Targets and EQS. EA, April 2018. Dissolved fraction.
#8:Water Framework Directive (Standards and Classification) Directions (England and Wales) 2015. Dissolved Fraction. If DOC >1mg/l then a higher criteria applies [3.76+(2.677x((DOC/2)-0.5))]
#9:Water Framework Directive (Standards & Classification) Directions (England & Wales) 2015. Dissolved & bioavailable (bio) fraction plus background. M-BAT tool to assess: http://wfduk.org/resources/rivers-lakes-metal-bioavailability-assessment-tool-m-bat
#10:Water Framework Directive (Standards & Classification) Directions (England & Wales) 2015. Bioavailable (bio) fraction. M-BAT tool to assess: http://wfduk.org/resources/rivers-lakes-metal-bioavailability-assessment-tool-m-bat
#11:Water Framework Directive (Standards and Classification) Directions (England and Wales) 2015. Dissolved Fraction. MAC adopted in absence of AA value.
#12:Guidelines for Drinking-water Quality, 4th Edition. WHO, 2011. Informal value.
#13:Operational Targets and EQS. EA, April 2018.
#14:Operational Targets and EQS. EA, April 2018. Lowest criteria presented (<200mg/l CaCO3). See 'further assessment' values if criteria exceeded and hardness (CaCO3) data available.
#15:Guidelines for Drinking-water Quality, 4th Edition. WHO, 2011. Based on taste rather than a formal guideline.
#16:Operational Targets and EQS. EA, April 2018. Dissolved plus ambient background concentration. For saltwater, an Ambient Background Concentration of 1.1 µg/l has been used.
#17:Water Framework Directive (Standards and Classification) Directions (England and Wales) 2015. Indicator of 'good' status (90%ile) - Ammonia standard for lakes and rivers (total ammonia as nitrogen).
#18:Operational Targets and EQS. EA, April 2018. Dissolved fraction. Lowest criteria presented (<50 mg/l CaCO3). See 'further assessment' values if criteria exceeded and hardness (CaCO3) data available.
#19:Water Supply (Water Quality) Regulations 2016. As NO3.
#20:Water Supply (Water Quality) Regulations 2016. As NO2.

						Location	WS04008	WS04008	WS04008	WS04008	WS05001	WS05001	WS05001	WS05001	WS05001	WS05001	WS05001	WS05001	WS05002	WS05002
						Sampled_Date_Time	03/06/2020	03/06/2020	09/06/2020	22/09/2020	12/12/2019	13/01/2020	28/02/2020	27/03/2020	29/04/2020	12/05/2020	10/06/2020	31/07/2020	12/12/2019	13/01/2020
						Sample_Depth_Avg	0	0	4.5	2	1.04	0.58	2	4	2	2.5	3.05	1.39	0.87	0.54
						Project_ID	LTC - Phase 2 LTM	LTC - Phase 2 LTM	LTC - Phase 2 LTM	LTC - Phase 2 LTM	LTC - Phase 2	LTC - Phase 2	LTC - Phase 2 LTM	LTC - Phase 2 LTM	LTC - Phase 2 LTM	LTC - Phase 2	LTC - Phase 2	LTC - Phase 2 LTM	LTC - Phase 2	LTC - Phase 2
				UK Drinking Water Standards	UK Estuaries and coastal waters EQS	UK Freshwater EQS														
Chem_Group	**Analyte**	**Units**	**MDL**																	

#21:Water Supply (Water Quality) Regulations 2016. As SO4.
#22:Water Supply (Water Quality) Regulations 2016. Value of 0.1µg/l for PAH split between four individual PAH. Requires summation of benzo(b)fluoranthene, benzo(k)fluoranthene, benzo(ghiperylene and indeno(123cd)pyrene to use 0.1µg/l value.
#23:Water Framework Directive (Standards and Classification) Directions (England and Wales) 2015. Benzo(a)pyrene can be considered as a marker for other PAH for comparison with the corresponding AA-EQS in water.
#24:No UK DWS for total petroleum hydrocarbons (TPH), or speciated TPH fractions. A value of 10 µg/l is adopted for sum TPH based on the rescinded Private Water Supply Regulations, 1991.
#25:No UK EQS for total petroleum hydrocarbons (TPH), or speciated TPH fractions. A value of 50 µg/l is adopted for sum TPH protection of surface water based on 50µg/l-1000µg/l (Surface Waters (Abstraction for Drinking Water) Regulations 1989).
#26:Guidelines for Drinking-water Quality, 4th Edition. WHO, 2011
#27:Proposed Environmental Quality Standard, in absence of legislative standard (Ayscough et al., 2002). https://assets.publishing.service.gov.uk/government/uploads/system/uploads/attachment_data/file/291223/sp2-115-tr4-e-e.pdf
#28:Guidelines for Drinking-water Quality, 4th Edition. WHO, 2011. Value of 500µg/l for sum xylenes split between isomers. Requires summation of m,p & o isomers to use 500µg/l value.
#29:Operational Targets and EQS. EA, April 2018. Value of 30µg/l for sum xylenes split between isomers. Requires summation of m,p & o isomers to use 30µg/l value.
#30:The taste and odour threshold of 15µg/l is commonly adopted as a guide.
#31:The taste and odour threshold of 15µg/l is commonly adopted as a guide. In situations where there is no risk to a drinking water supply or aquifer, a PNEC value of 2,600µg/l may be used.
#32:Water Framework Directive (Standards and Classification) Directions (England and Wales) 2015. Value of 140µg/l for tetrachloroethane split between 2 isomers. Requires summation of 2 isomers to use 140µg/l value.
#33:Guidelines for Drinking-water Quality, 4th Edition. WHO, 2011. In Scotland a value of 200µg/l is used (WAT-PS-10-01).
#34:US EPA Regional Screening Levels, May 2019. https://www.epa.gov/risk/regional-screening-levels-rsls-generic-tables
#35:Guidelines for Drinking-water Quality, 4th Edition. WHO, 2011. In Scotland a value of 7µg/l is used (WAT-PS-10-01).
#36:Water Supply (Water Quality) Regulations 2016. Value of 100µg/l for sum trihalomethanes split between individual compounds. Requires summation of chloroform, bromoform, chlorodibromomethane and bromodichloromethane to use 100µg/l value.
#37:Guidelines for Drinking-water Quality, 4th Edition. WHO, 2011. Value of 50µg/l for sum cis & trans-DCE split between isomers. Requires summation of cis & trans-DCE isomers to use 50µg/l value.
#38:Water Supply (Water Quality) Regulations 2016. Value of 10µg/l for sum of TCE & PCE split between individual compounds. Requires summation of TCE & PCE to use 10µg/l value.
#39:Water Framework Directive (Standards and Classification) Directions (England and Wales) 2015. Value of 0.4µg/l for sum isomers split between 3 isomers. Requires summation of isomers to use 0.4µg/l value.
#40:Water Framework Directive (Standards and Classification) Directions (England and Wales) 2015. Value of 20µg/l for sum isomers split between 3 isomers. Requires summation of isomers to use 20µg/l value.
#41:Position statement (WAT-PS-10-01), SEPA August 2014.
#42:Water Framework Directive (Standards and Classification) Directions (England and Wales) 2015. Value of 0.025µg/l for sum DDT isomers split between 4 isomers. Requires summation of 4 isomers to use 0.025µg/l value.
#43:Water Framework Directive (Standards and Classification) Directions (England and Wales) 2015. Value of 0.005µg/l for sum isomers split between 4 isomers. Requires summation of isomers to use 0.005µg/l value.
#44:Water Framework Directive (Standards and Classification) Directions (England and Wales) 2015. Value of 0.01µg/l for sum isomers split between 4 isomers. Requires summation of isomers to use 0.01µg/l value.
#45:Water Framework Directive (Standards and Classification) Directions (England and Wales) 2015. Relates to p,p-DDT (CAS 50-29-3)
#46:Operational Targets and EQS. EA, April 2018. Maximum Allowable Concentration (MAC) adopted in absence of Annual Average (AA) value.

Key

<0.6	Result MDL exceeds GAC
27.8	Result exceeds GAC
-	Determinand not tested for

Notes

Where a range is given a determinand has been analysed for by more than one method

						Location	WS05002	WS05002	WS05002	WS05002	WS05002	WS05002	WS05003	WS05003	WS05003	WS05003	WS05003	WS05003	WS05003
						Sampled_Date_Time	21/02/2020	19/03/2020	29/04/2020	12/05/2020	10/06/2020	31/07/2020	13/12/2019	14/01/2020	21/02/2020	26/03/2020	29/04/2020	13/05/2020	10/06/2020
						Sample_Depth_Avg	3.5	3.5	3.5	4.5	4.98	1.6	0.73	0.51	2.5	3.8	3	3	4.07
						Project_ID	LTC - Phase 2	LTC - Phase 2 LTM	LTC - Phase 2 LTM	LTC - Phase 2 LTM	LTC - Phase 2	LTC - Phase 2	LTC - Phase 2	LTC - Phase 2	LTC - Phase 2	LTC - Phase 2 LTM	LTC - Phase 2 LTM	LTC - Phase 2 LTM	LTC - Phase 2
				UK Drinking Water Standards	UK Estuaries and coastal waters EQS	UK Freshwater EQS													
Chem_Group	**Analyte**	**Units**	**MDL**																
Metals	Antimony	µg/L	4	5[#1]			<4	-	-	-	-	-	-	-	<4	-	-	-	-
	Antimony (Filtered)	µg/L	1	5[#1]									-	-					
	Arsenic	µg/L	2	10[#1]	25[#2]	50[#2]	4.28	7.58	7.24	7.13	7	6.67	-	-	11.3	13.3	12.2	13.6	14.1
	Arsenic (Filtered)	µg/L	0.5	10[#1]	25[#2]	50[#2]	4.65	7.32	7.37	6.13	6.71	6.41	1.5	3.03	5.57	8.8	10.4	10.6	12.4
	Barium (Filtered)	µg/L	0.2	1300[#3]															
	Beryllium (Filtered)	µg/L	0.1																
	Boron	µg/L	20	1000[#1]	7000[#4]	2000[#4]	1940	2740	2630	2580	2350	2520	-	-	753	1340	1690	1550	1920
	Boron (Filtered)	µg/L	10	1000[#1]	7000[#4]	2000[#4]	2110	3160	2500	2500	2620	2560	1070	2230	655	1360	1730	1390	1740
	Cadmium	µg/L	0.5	5[#1]	0.2[#5]	0.08[#6]	<0.5	<0.5	<0.5	<0.5	<0.5	<0.5	-	-	0.538	<0.5	<0.5	<0.5	<0.5
	Cadmium (Filtered)	µg/L	0.08	5[#1]	0.2[#5]	0.08[#6]	<0.08	<0.48	<0.08	<0.48	<0.08	<0.08	<0.08	0.11	<0.08	<0.08	<0.08	<0.08	<0.08
	Chromium (hexavalent) (Filtered)	µg/L	3		0.6[#5]	3.4[#5]	<3	<3	<3	<3	<3	<3	<6	<3	<3	<3	<3	<3	<3
	Chromium	µg/L	3	50[#1]	0.6[#5]	3.4[#7]	3.37	<3	<3	<3	<3	<3	-	-	22.1	6.46	3.2	3.98	<3
	Chromium (Filtered)	µg/L	1	50[#1]	0.6[#5]	3.4[#7]	<1	<6	1.1	<6	1.06	<1	<1	5.9	1.32	2.02	1.55	1.42	1.68
	Chromium (Trivalent) (Filtered)	µg/L	3			4.7[#5]	-	<3	<3	<3	<3	<3	<3	5.9	-	<3	<3	<3	<3
	Cobalt (Filtered)	µg/L	0.5		3[#8]	3[#8]	-	12.3	11.7	9.15	10.3	8.77	2.16	8.13	-	0.922	0.55	0.814	0.897
	Copper	µg/L	1	2000[#1]	3.76[#9]	1(bio)[#10]	8.67	1.14	1.51	2.4	<1	1.72	-	-	127	41.8	9.67	9.08	1.59
	Copper (Filtered)	µg/L	0.3	2000[#1]	3.76[#9]	1(bio)[#10]	2.35	<1.8	<0.3	<1.8	<0.3	2.57	11.4	19.1	11.2	2.21	0.898	0.546	0.352
	Iron (Filtered)	µg/L	19	200[#1]	1000[#2]	1000[#2]	1100	12,700	12,100	11,500	11,600	9760	126	156	1270	7180	10,500	7980	8920
	Lead	µg/L	1	10[#1]	1.3[#5]	1.2(bio)[#10]	-	-	4.69	-	-	-	-	-	-	-	-	-	-
	Lead (Filtered)	µg/L	0.2	10[#1]	1.3[#5]	1.2(bio)[#10]	0.719	<1.2	<0.2	<1.2	<0.2	0.723	0.452	<0.2	3.54	1.02	0.257	<0.2	<0.2
	Manganese	µg/L	1	50[#1]		123(bio)[#11]	2060	3610	3260	3380	3200	3650	-	-	293	689	965	924	972
	Manganese (Filtered)	µg/L	3	50[#1]		123(bio)[#11]	2540	3460	3660	3140	3550	3100	194	2620	226	678	970	887	1050
	Mercury	µg/L	0.02	1[#1]	0.07(MAC)[#12]	0.07(MAC)[#12]	<0.02	<0.02	<0.02	<0.02	<0.02	<0.02	-	-	0.206	0.0529	<0.02	<0.02	<0.02
	Mercury (Filtered)	µg/L	0.01	1[#1]	0.07(MAC)[#12]	0.07(MAC)[#12]	<0.01	<0.01	<0.01	<0.01	<0.01	<0.01	<0.01	<0.01	0.0308	<0.01	<0.01	<0.01	<0.01
	Molybdenum	µg/L	9	70[#13]			<9	-	-	-	-	-	-	-	<9	-	-	-	-
	Molybdenum (Filtered)	µg/L	3	70[#13]									-	-					
	Nickel	µg/L	1	20[#1]	8.6[#5]	4(bio)[#10]	14.6	12.9	10.2	10.5	13.2	11.2	-	-	35.8	7.81	3.72	4.03	4.19
	Nickel (Filtered)	µg/L	0.4	20[#1]	8.6[#5]	4(bio)[#10]	14.7	12	11.8	9.44	9.56	10.8	11.4	14	22.3	5.03	2.31	3.15	1.91

						Location	WS05002	WS05002	WS05002	WS05002	WS05002	WS05002	WS05003	WS05003	WS05003	WS05003	WS05003	WS05003	WS05003
						Sampled_Date_Time	21/02/2020	19/03/2020	29/04/2020	12/05/2020	10/06/2020	31/07/2020	13/12/2019	14/01/2020	21/02/2020	26/03/2020	29/04/2020	13/05/2020	10/06/2020
						Sample_Depth_Avg	3.5	3.5	3.5	4.5	4.98	1.6	0.73	0.51	2.5	3.8	3	3	4.07
						Project_ID	LTC - Phase 2	LTC - Phase 2 LTM	LTC - Phase 2 LTM	LTC - Phase 2 LTM	LTC - Phase 2	LTC - Phase 2	LTC - Phase 2	LTC - Phase 2	LTC - Phase 2	LTC - Phase 2 LTM	LTC - Phase 2 LTM	LTC - Phase 2 LTM	LTC - Phase 2
				UK Drinking Water Standards	UK Estuaries and coastal waters EQS	UK Freshwater EQS													
Chem_Group	**Analyte**	**Units**	**MDL**																
	Selenium	µg/L	1	10[#1]			1.82	<1	<1	<1	<1	1.29	-	-	1.6	<1	<1	<1	<1
	Selenium (Filtered)	µg/L	1	10[#1]			1.59	-	-	-	-	-	4.29	2.26	<1	-	-	-	-
	Strontium (Filtered)	µg/L	1				3300	3980	3140	3410	3830	4520	847	2580	344	786	1230	1000	1230
	Vanadium	µg/L	5		100[#14]	20[#15]	6.26	-	-	-	-	-	-	-	46.2	-	-	-	-
	Vanadium (Filtered)	µg/L	1		100[#14]	20[#15]							-	-					
	Zinc	µg/L	5	3000[#16]	7.9[#17]	10.9(bio)[#10]	28.2	5.58	7.3	8.65	<5	<5	-	-	152	27.7	10.1	14.2	7.22
	Zinc (Filtered)	µg/L	1	3000[#16]	7.9[#17]	10.9(bio)[#10]	7.79	-	-	-	-	-	13.5	19.2	22.8	-	-	-	-
Inorganics	Total Hardness	mg/l	0.35				2590	3390	3230	3060	2690	3030	707	641	320	654	1030	930	1170
	Alkalinity (Bicarbonate as CaCO3)	mg/L	2				-	-	-	-	-	-	305	413	-	-	-	-	-
	Alkalinity (Bicarbonate) as HCO3	mg/L	2				1070	2340	2100	1710	1420	1690	372	504	367	665	1130	939	1210
	Alkalinity (total) as CaCO3	mg/L	2				880	1920	1720	1400	1160	1380			301	545	925	770	995
	Ammoniacal Nitrogen as N (Filtered)	mg/L	0.01		0.021[#2]	0.6[#18]	0.166	12.9	9.86	8.27	2.23	6.31	0.881	0.112	0.932	4.97	8.97	6.56	7.52
	Ammoniacal Nitrogen as NH3	mg/L	0.2				-	-	-	-	-	-	-	-	-	-	-	-	-
	Ammoniacal Nitrogen as NH3 (Filtered)	mg/L	0.01				-	-	-	-	-	-	-	-	-	-	-	-	-
	Bromide (Filtered)	mg/L	0.06				19	29.7	27.1	25.9	21.7	24.1	5.9	4.89	3.25	6.05	10.7	8.1	11.1
	Calcium (Filtered)	mg/L	0.2				320	323	293	317	369	508	102	361	39.3	81.2	120	97.6	126
	Chloride (Filtered)	mg/L	0.08	250[#1]		250[#4]	4420	7860	7270	5920	5120	6010	909	979	566	1140	2600	1850	2520
	Cyanide (Free) (Filtered)	µg/L	2.5	50[#1]	1[#2]	1[#2]	<2.5	<2.5	<2.5	<2.5	<2.5	<2.5	<2.5	<2.5	<2.5	<2.5	<2.5	<2.5	<2.5
	Cyanide Total (Filtered)	µg/L	5	50[#1]	1[#2]	1[#2]	<5	<5	<5	<5	<5	<5	<5	<5	<5	<5	<5	<5	<5
	cyanides-complex (Filtered)	µg/L	5	50[#1]	1[#2]	1[#2]	<5	<5	<5	<5	<5	<5	<5	<5	<5	<5	<5	<5	<5
	Fluoride (Filtered)	µg/L	500	1500[#1]	5000[#8]	1000[#19]	<500	<500	<500	<500	<500	<500	611	603	600	887	672	729	806
	Iodide	mg/L					<0.1	<0.1	<0.1	<0.1	<0.1	<0.1	<0.1	<0.1	<0.1	<0.1	<0.1	<0.1	<0.1
	Magnesium (Filtered)	mg/L	0.036				441	569	431	508	538	724	104	504	39.1	109	193	147	199
	Nitrate (as N) (Filtered)	mg/L	0.0677				<0.3	<0.3	<0.3	<0.3	<0.3	<0.3	0.436	<0.0677	<0.3	<0.3	<0.3	<0.3	<0.3
	Nitrate (as NO3-) (Filtered)	mg/L	0.3	50(NO3)[#20]			-	<0.05	-	-	-	-	1.93	<0.3	-	-	-	-	-
	Nitrite (as NO2-) (Filtered)	mg/L	0.04	0.5(NO2)[#21]									-	-					
	Phosphorus	µg/L	20				-	2630	3320	3010	1700	2450	-	-	-	2430	4090	3690	4450

						Location	WS05002	WS05002	WS05002	WS05002	WS05002	WS05002	WS05003	WS05003	WS05003	WS05003	WS05003	WS05003	WS05003
						Sampled_Date_Time	21/02/2020	19/03/2020	29/04/2020	12/05/2020	10/06/2020	31/07/2020	13/12/2019	14/01/2020	21/02/2020	26/03/2020	29/04/2020	13/05/2020	10/06/2020
						Sample_Depth_Avg	3.5	3.5	3.5	4.5	4.98	1.6	0.73	0.51	2.5	3.8	3	3	4.07
						Project_ID	LTC - Phase 2	LTC - Phase 2 LTM	LTC - Phase 2 LTM	LTC - Phase 2 LTM	LTC - Phase 2	LTC - Phase 2	LTC - Phase 2	LTC - Phase 2	LTC - Phase 2	LTC - Phase 2 LTM	LTC - Phase 2 LTM	LTC - Phase 2 LTM	LTC - Phase 2
				UK Drinking Water Standards	UK Estuaries and coastal waters EQS	UK Freshwater EQS													
Chem_Group	**Analyte**	**Units**	**MDL**																
	Phosphorus (Filtered)	µg/L	10				-	2630	3250	2700	3150	2210	-	-	-	2270	4370	3230	4130
	Potassium (Filtered)	mg/L	0.2				131	151	152	126	147	140	66.1	120	37.5	68.1	90.6	80.4	96.7
	Sodium (Filtered)	mg/L	0.076	200[#1]			3140	4410	3040	3430	3780	4990	520	3180	340	1210	1760	1130	1550
	Sulphate (Filtered)	mg/L	2	250(SO4)[#22]		400[#4]	1930	499	950	1490	1800	1550	604	498	243	278	267	344	263
	Orthophosphate as P (Filtered)	µg/L	20				197	-	-	-	-	-	1010	62.3	168	-	-	-	-
PAH	Naphthalene	µg/L	0.01		2[#2]	2[#2]	<0.01	<0.01	<0.01	<0.01	<0.01	<0.02	125	0.0106	<0.01	<0.01	0.0236	0.0133	0.0196
	Acenaphthene	µg/L	0.005			No UK EQS	<0.005	<0.005	<0.005	<0.005	<0.005	<0.01	105	<0.005	<0.005	<0.005	<0.005	<0.005	<0.005
	Acenaphthylene	µg/L	0.005			No UK EQS	<0.005	<0.005	<0.005	<0.005	<0.005	<0.01	109	<0.005	<0.005	<0.005	<0.005	<0.005	<0.005
	Fluoranthene	µg/L	0.005		0.0063[#2]	0.0063[#2]	0.0224	<0.005	<0.005	<0.005	<0.005	<0.01	110	<0.005	<0.005	<0.005	<0.005	<0.005	<0.005
	Anthracene	µg/L	0.005		0.1[#2]	0.1[#2]	<0.005	<0.005	<0.005	<0.005	<0.005	<0.01	113	<0.005	<0.005	<0.005	<0.005	<0.005	<0.005
	Phenanthrene	µg/L	0.005			No UK EQS	0.00937	<0.005	<0.005	<0.005	<0.005	<0.01	115	<0.005	<0.005	<0.005	<0.005	<0.005	<0.005
	Fluorene	µg/L	0.005			No UK EQS	<0.005	<0.005	<0.005	<0.005	<0.005	<0.01	107	<0.005	<0.005	<0.005	<0.005	<0.005	<0.005
	Chrysene	µg/L	0.005			No UK EQS	0.0165	<0.005	<0.005	<0.005	<0.005	<0.01	114	<0.005	<0.005	<0.005	<0.005	<0.005	<0.005
	Pyrene	µg/L	0.005			No UK EQS	0.0199	<0.005	<0.005	<0.005	<0.005	<0.01	110	<0.005	<0.005	<0.005	<0.005	<0.005	<0.005
	Benzo(a)anthracene	µg/L	0.005			No UK EQS	0.0175	<0.005	<0.005	<0.005	<0.005	<0.01	118	<0.005	<0.005	<0.005	<0.005	<0.005	<0.005
	Benzo(b)fluoranthene	µg/L	0.005	0.025[#23]	See BaP[#24]	See BaP[#24]	0.0186	<0.005	<0.005	<0.005	<0.005	<0.01	135	<0.005	<0.005	<0.005	<0.005	<0.005	<0.005
	Benzo(k)fluoranthene	µg/L	0.005	0.025[#23]	See BaP[#24]	See BaP[#24]	0.00952	<0.005	<0.005	<0.005	<0.005	<0.01	130	<0.005	<0.005	<0.005	<0.005	<0.005	<0.005
	Benzo(a)pyrene	µg/L	0.002	0.01[#1]	0.00017[#24]	0.00017[#24]	0.0138	<0.002	<0.002	<0.002	<0.002	<0.004	126	<0.002	<0.002	<0.002	<0.002	<0.002	<0.002
	Dibenz(a,h)anthracene	µg/L	0.005			No UK EQS	<0.005	<0.005	<0.005	<0.005	<0.005	<0.01	132	<0.005	<0.005	<0.005	<0.005	<0.005	<0.005
	Benzo(g,h,i)perylene	µg/L	0.005	0.025[#23]	See BaP[#24]	See BaP[#24]	0.0142	<0.005	<0.005	<0.005	<0.005	<0.01	131	<0.005	0.0111	<0.005	<0.005	<0.005	<0.005
	Indeno(1,2,3-c,d)pyrene	µg/L	0.005	0.025[#23]	See BaP[#24]	See BaP[#24]	0.00775	<0.005	<0.005	<0.005	<0.005	<0.01	144	<0.005	<0.005	<0.005	<0.005	<0.005	<0.005
	PAH 16 Total	µg/L	0.082				0.149	<0.082	<0.082	<0.082	<0.082	<0.164	1930	<0.082	<0.082	<0.082	<0.082	<0.082	<0.082
TPH CWG	>C5-C6 Aliphatics	µg/L	10	See TPH	See TPH	See TPH	<10	<10	<10	<10	<10	<10	<10	<10	<10	<10	<10	<10	<10
	>C6-C8 Aliphatics	µg/L	10	See TPH	See TPH	See TPH	<10	<10	<10	<10	<10	<10	<10	<10	<10	<10	<10	<10	<10
	>C8-C10 Aliphatics	µg/L	10	See TPH	See TPH	See TPH	<10	<10	<10	<10	<10	<10	<10	<10	<10	<10	<10	<10	<10
	>C10-C12 Aliphatics	µg/L	10	See TPH	See TPH	See TPH	<10	<10	<10	<10	<10	<10	<10	<10	<10	<10	<10	<10	<10
	>C12-C16 Aliphatics	µg/L	10	See TPH	See TPH	See TPH	<10	<10	<10	<10	<10	<20	<10	<10	<10	<10	<10	<10	<10

						Location	WS05002	WS05002	WS05002	WS05002	WS05002	WS05002	WS05003	WS05003	WS05003	WS05003	WS05003	WS05003	WS05003
						Sampled_Date_Time	21/02/2020	19/03/2020	29/04/2020	12/05/2020	10/06/2020	31/07/2020	13/12/2019	14/01/2020	21/02/2020	26/03/2020	29/04/2020	13/05/2020	10/06/2020
						Sample_Depth_Avg	3.5	3.5	3.5	4.5	4.98	1.6	0.73	0.51	2.5	3.8	3	3	4.07
						Project_ID	LTC - Phase 2	LTC - Phase 2 LTM	LTC - Phase 2 LTM	LTC - Phase 2 LTM	LTC - Phase 2	LTC - Phase 2	LTC - Phase 2	LTC - Phase 2	LTC - Phase 2	LTC - Phase 2 LTM	LTC - Phase 2 LTM	LTC - Phase 2 LTM	LTC - Phase 2
				UK Drinking Water Standards	UK Estuaries and coastal waters EQS	UK Freshwater EQS													
Chem_Group	**Analyte**	**Units**	**MDL**																
	>C16-C21 Aliphatics	µg/L	10	See TPH	See TPH	See TPH	<10	39	<10	<10	<10	<20	67	<10	<10	<10	<10	<10	<10
	>C21-C35 Aliphatics	µg/L	10	See TPH	See TPH	See TPH	<10	81	12	<10	<10	<20	682	20	18	<10	<10	<10	<10
	>C16-C35 Aliphatics	µg/L	10				<10	120	12	<10	<10	<20	749	20	18	<10	<10	<10	<10
	Total Aliphatics >C12-C35	µg/L	10				<10	120	12	<10	<10	<20	749	20	18	<10	<10	<10	<10
	>EC5-EC7 Aromatics	µg/L	10				-	-	-	-	-	-			-	-	-	-	-
	>EC6-EC7 Aromatics	µg/L	10				<10	<10	<10	<10	<10	<10	<10	<10	<10	<10	<10	<10	<10
	>EC7-EC8 Aromatics	µg/L	10	See TPH	See TPH	See TPH	<10	<10	<10	<10	<10	<10	<10	<10	<10	<10	<10	<10	<10
	>EC8-EC10 Aromatics	µg/L	10	See TPH	See TPH	See TPH	<10	<10	<10	<10	<10	<10	<10	<10	<10	<10	<10	<10	<10
	>EC10-EC12 Aromatics	µg/L	10	See TPH	See TPH	See TPH	<10	<10	<10	<10	<10	<10	<10	<10	<10	<10	<10	<10	<10
	>EC12-EC16 Aromatics	µg/L	10	See TPH	See TPH	See TPH	<10	102	<10	<10	<10	<20	<10	<10	<10	<10	<10	<10	<10
	>EC16-EC21 Aromatics	µg/L	10	See TPH	See TPH	See TPH	<10	132	<10	<10	<10	<20	<10	<10	<10	<10	<10	<10	<10
	>EC21-EC35 Aromatics	µg/L	10	See TPH	See TPH	See TPH	<10	251	<10	<10	<10	<20	<10	<10	<10	<10	<10	<10	<10
	Total Aromatics >EC12-EC35	µg/L	10				<10	485	<10	<10	<10	<20	<10	<10	<10	<10	<10	<10	<10
	TPH >C5-C35 Aliphatics/Aromatics	µg/L	10	|10[#25]	|50[#26]	|50[#26]	<10	616	12	<10	<10	<10	754	20	18	<10	10	<10	<10
TPH	GRO >C5-12	µg/L	50				<50	<50	<50	<50	<50	<50	<50	<50	<50	<50	<50	<50	<50
BTEX and MTBE	Benzene	µg/L	1	1[#1]	8[#2]	10[#2]	<7	<7	<7	<7	<7	<7	<7	<7	<7	<7	<7	<7	<7
	Toluene	µg/L	1	700[#3]	74[#2]	74[#2]	<4	<4	<4	<4	<4	<4	<4	<4	<4	<4	<4	<4	<4
	Ethylbenzene	µg/L	1	300[#3]	20[#27]	20[#27]	<5	<5	<5	<5	<5	<5	<5	<5	<5	<5	<5	<5	<5
	Xylene (m & p)	µg/L	1	250[#28]	15[#29]	15[#29]	<8	<8	<8	<8	<8	<8	<8	<8	<8	<8	<8	<8	<8
	Xylene (o)	µg/L	1	250[#28]	15[#29]	15[#29]	<3	<3	<3	<3	<3	<3	<3	<3	<3	<3	<3	<3	<3
	Xylene Total	µg/L	2	500[#3]	30[#4]	30[#4]	<11	<11	<11	<11	<11	<11	<11	<11	<11	<11	<11	<11	<11
	MTBE	µg/L	1	15[#30]	15[#30]	15[#31]	<3	<3	<3	<3	<3	<3	<3	<3	<3	<3	<3	<3	<3
	Total BTEX	µg/L	28				<28	<28	<28	<28	<28	<28	<28	<28	<28	<28	<28	<28	<28
VOC	Styrene	µg/L	1		50[#4]	50[#4]	-	-	-	-	-	-	-	-	-	-	-	-	-
	cis-1,3-dichloropropene	µg/L	1				-	-	-	-	-	-	-	-	-	-	-	-	-
	trans-1,3-dichloropropene	µg/L	1				-	-	-	-	-	-	-	-	-	-	-	-	-
	1,1,1,2-tetrachloroethane	µg/L	1			70[#32]	-	-	-	-	-	-	-	-	-	-	-	-	-

						Location	WS05002	WS05002	WS05002	WS05002	WS05002	WS05002	WS05003	WS05003	WS05003	WS05003	WS05003	WS05003	WS05003
						Sampled_Date_Time	21/02/2020	19/03/2020	29/04/2020	12/05/2020	10/06/2020	31/07/2020	13/12/2019	14/01/2020	21/02/2020	26/03/2020	29/04/2020	13/05/2020	10/06/2020
						Sample_Depth_Avg	3.5	3.5	3.5	4.5	4.98	1.6	0.73	0.51	2.5	3.8	3	3	4.07
						Project_ID	LTC - Phase 2	LTC - Phase 2 LTM	LTC - Phase 2 LTM	LTC - Phase 2 LTM	LTC - Phase 2	LTC - Phase 2	LTC - Phase 2	LTC - Phase 2	LTC - Phase 2	LTC - Phase 2 LTM	LTC - Phase 2 LTM	LTC - Phase 2 LTM	LTC - Phase 2
				UK Drinking Water Standards	UK Estuaries and coastal waters EQS	UK Freshwater EQS													
Chem_Group	**Analyte**	**Units**	**MDL**																
	1,1,1-trichloroethane	µg/L	1	2000[#33]	100[#4]	100[#4]	-	-	-	-	-	-	-	-	-	-	-	-	-
	1,1,2,2-tetrachloroethane	µg/L	1			70[#32]	-	-	-	-	-	-	-	-	-	-	-	-	-
	1,1,2-trichloroethane	µg/L	1		300[#4]	400[#4]	-	-	-	-	-	-	-	-	-	-	-	-	-
	1,1-dichloroethane	µg/L	1	2.8[#34]			-	-	-	-	-	-	-	-	-	-	-	-	-
	1,1-dichloroethene	µg/L	1	140[#35]			-	-	-	-	-	-	-	-	-	-	-	-	-
	1,1-dichloropropene	µg/L	1				-	-	-	-	-	-	-	-	-	-	-	-	-
	1,2,3-trichloropropane	µg/L	1				-	-	-	-	-	-	-	-	-	-	-	-	-
	1,2,4-trimethylbenzene	µg/L	1				-	-	-	-	-	-	-	-	-	-	-	-	-
	1,2-dibromo-3-chloropropane	µg/L	1				-	-	-	-	-	-	-	-	-	-	-	-	-
	1,2-dibromoethane	µg/L	1				-	-	-	-	-	-	-	-	-	-	-	-	-
	1,2-dichloroethane	µg/L	1	3[#1]	10[#2]	10[#2]	-	-	-	-	-	-	-	-	-	-	-	-	-
	1,2-dichloropropane	µg/L	1				-	-	-	-	-	-	-	-	-	-	-	-	-
	1,3,5-trimethylbenzene	µg/L	1				-	-	-	-	-	-	-	-	-	-	-	-	-
	1,3-dichloropropane	µg/L	1				-	-	-	-	-	-	-	-	-	-	-	-	-
	2,2-dichloropropane	µg/L	1				-	-	-	-	-	-	-	-	-	-	-	-	-
	2-chlorotoluene	µg/L	1				-	-	-	-	-	-	-	-	-	-	-	-	-
	4-chlorotoluene	µg/L	1				-	-	-	-	-	-	-	-	-	-	-	-	-
	Bromobenzene	µg/L	1				-	-	-	-	-	-	-	-	-	-	-	-	-
	Bromochloromethane	µg/L	1				-	-	-	-	-	-	-	-	-	-	-	-	-
	Bromodichloromethane	µg/L	1	25[#36]			-	-	-	-	-	-	-	-	-	-	-	-	-
	Bromoform	µg/L	1	25[#36]			-	-	-	-	-	-	-	-	-	-	-	-	-
	Bromomethane	µg/L	1				-	-	-	-	-	-	-	-	-	-	-	-	-
	Carbon disulfide	µg/L	1				-	-	-	-	-	-	-	-	-	-	-	-	-
	Carbon tetrachloride	µg/L	1	3[#1]	12[#2]	12[#2]	-	-	-	-	-	-	-	-	-	-	-	-	-
	Chlorodibromomethane	µg/L	1	25[#36]			-	-	-	-	-	-	-	-	-	-	-	-	-
	Chloroethane	µg/L	1				-	-	-	-	-	-	-	-	-	-	-	-	-
	Chloroform	µg/L	1	25[#36]	2.5[#2]	2.5[#2]	-	-	-	-	-	-	-	-	-	-	-	-	-

						Location	WS05002	WS05002	WS05002	WS05002	WS05002	WS05002	WS05003	WS05003	WS05003	WS05003	WS05003	WS05003	WS05003
						Sampled_Date_Time	21/02/2020	19/03/2020	29/04/2020	12/05/2020	10/06/2020	31/07/2020	13/12/2019	14/01/2020	21/02/2020	26/03/2020	29/04/2020	13/05/2020	10/06/2020
						Sample_Depth_Avg	3.5	3.5	3.5	4.5	4.98	1.6	0.73	0.51	2.5	3.8	3	3	4.07
						Project_ID	LTC - Phase 2	LTC - Phase 2 LTM	LTC - Phase 2 LTM	LTC - Phase 2 LTM	LTC - Phase 2	LTC - Phase 2	LTC - Phase 2	LTC - Phase 2	LTC - Phase 2	LTC - Phase 2 LTM	LTC - Phase 2 LTM	LTC - Phase 2 LTM	LTC - Phase 2
				UK Drinking Water Standards	UK Estuaries and coastal waters EQS	UK Freshwater EQS													
Chem_Group	**Analyte**	**Units**	**MDL**																
	Chloromethane	µg/L	1				-	-	-	-	-	-	-	-	-	-	-	-	-
	cis-1,2-dichloroethene	µg/L	1	25[#37]			-	-	-	-	-	-	-	-	-	-	-	-	-
	Dibromomethane	µg/L	1				-	-	-	-	-	-	-	-	-	-	-	-	-
	Dichlorodifluoromethane	µg/L	1				-	-	-	-	-	-	-	-	-	-	-	-	-
	Dichloromethane	µg/L	3		20[#2]	20[#2]	-	-	-	-	-	-	-	-	-	-	-	-	-
	Isopropylbenzene	µg/L	1				-	-	-	-	-	-	-	-	-	-	-	-	-
	n-butylbenzene	µg/L	1				-	-	-	-	-	-	-	-	-	-	-	-	-
	n-propylbenzene	µg/L	1				-	-	-	-	-	-	-	-	-	-	-	-	-
	p-isopropyltoluene	µg/L	1				-	-	-	-	-	-	-	-	-	-	-	-	-
	sec-butylbenzene	µg/L	1				-	-	-	-	-	-	-	-	-	-	-	-	-
	Trichloroethene	µg/L	1	5[#38]	10[#2]	10[#2]	-	-	-	-	-	-	-	-	-	-	-	-	-
	tert-butylbenzene	µg/L	1				-	-	-	-	-	-	-	-	-	-	-	-	-
	Tetrachloroethene	µg/L	1	5[#38]	10[#2]	10[#2]	-	-	-	-	-	-	-	-	-	-	-	-	-
	trans-1,2-dichloroethene	µg/L	1	25[#37]			-	-	-	-	-	-	-	-	-	-	-	-	-
	Trichlorofluoromethane	µg/L	1				-	-	-	-	-	-	-	-	-	-	-	-	-
	Vinyl chloride	µg/L	1	0.5[#1]			-	-	-	-	-	-	-	-	-	-	-	-	-
	tert-Amyl methyl ether	µg/L	1				-	-	-	-	-	-	-	-	-	-	-	-	-
VOC/SVOC	1,2,3-trichlorobenzene	µg/L	0.01		0.13[#39]	0.13[#39]	-	-	-	-	-	-	-	-	-	-	-	-	-
	1,2,4-trichlorobenzene	µg/L	0.01		0.13[#39]	0.13[#39]	-	-	-	-	-	-	-	-	-	-	-	-	-
	1,2-dichlorobenzene	µg/L	1		6.7[#40]	6.7[#40]	-	-	-	-	-	-	-	-	-	-	-	-	-
	1,3,5-Trichlorobenzene	µg/L	0.01		0.13[#39]	0.13[#39]	-	-	-	-	-	-	-	-	-	-	-	-	-
	1,3-dichlorobenzene	µg/L	1		6.7[#40]	6.7[#40]	-	-	-	-	-	-	-	-	-	-	-	-	-
	1,4-dichlorobenzene	µg/L	1		6.7[#40]	6.7[#40]	-	-	-	-	-	-	-	-	-	-	-	-	-
	Chlorobenzene	µg/L	1	100[#41]			-	-	-	-	-	-	-	-	-	-	-	-	-
	Hexachlorobutadiene	µg/L	0.01		0.6(MAC)[#12]	0.6(MAC)[#12]	-	-	-	-	-	-	-	-	-	-	-	-	-
SVOC	4-bromophenyl phenyl ether	µg/L	1				-	-	-	-	-	-	-	-	-	-	-	-	-
	4-nitroaniline	µg/L	1				-	-	-	-	-	-	-	-	-	-	-	-	-

						Location	WS05002	WS05002	WS05002	WS05002	WS05002	WS05002	WS05003	WS05003	WS05003	WS05003	WS05003	WS05003	WS05003
						Sampled_Date_Time	21/02/2020	19/03/2020	29/04/2020	12/05/2020	10/06/2020	31/07/2020	13/12/2019	14/01/2020	21/02/2020	26/03/2020	29/04/2020	13/05/2020	10/06/2020
						Sample_Depth_Avg	3.5	3.5	3.5	4.5	4.98	1.6	0.73	0.51	2.5	3.8	3	3	4.07
						Project_ID	LTC - Phase 2	LTC - Phase 2 LTM	LTC - Phase 2 LTM	LTC - Phase 2 LTM	LTC - Phase 2	LTC - Phase 2	LTC - Phase 2	LTC - Phase 2	LTC - Phase 2	LTC - Phase 2 LTM	LTC - Phase 2 LTM	LTC - Phase 2 LTM	LTC - Phase 2
				UK Drinking Water Standards	UK Estuaries and coastal waters EQS	UK Freshwater EQS													
Chem_Group	**Analyte**	**Units**	**MDL**																
	4-nitrophenol	µg/L	1				-	-	-	-	-	-	-	-	-	-	-	-	-
	2,4,5-trichlorophenol	µg/L	1				-	-	-	-	-	-	-	-	-	-	-	-	-
	2,4,6-trichlorophenol	µg/L	1				-	-	-	-	-	-	-	-	-	-	-	-	-
	2,4-dichlorophenol	µg/L	1		0.42[#2]	4.2[#2]	-	-	-	-	-	-	-	-	-	-	-	-	-
	2,4-dimethylphenol	µg/L	1				-	-	-	-	-	-	-	-	-	-	-	-	-
	2,4-dinitrotoluene	µg/L	1				-	-	-	-	-	-	-	-	-	-	-	-	-
	2,6-dinitrotoluene	µg/L	1				-	-	-	-	-	-	-	-	-	-	-	-	-
	2-chloronaphthalene	µg/L	1				-	-	-	-	-	-	-	-	-	-	-	-	-
	2-chlorophenol	µg/L	1		50[#4]	50[#4]	-	-	-	-	-	-	-	-	-	-	-	-	-
	2-methylnaphthalene	µg/L	1				-	-	-	-	-	-	-	-	-	-	-	-	-
	2-methylphenol	µg/L	1				-	-	-	-	-	-	-	-	-	-	-	-	-
	2-nitroaniline	µg/L	1				-	-	-	-	-	-	-	-	-	-	-	-	-
	2-nitrophenol	µg/L	1				-	-	-	-	-	-	-	-	-	-	-	-	-
	3-nitroaniline	µg/L	1				-	-	-	-	-	-	-	-	-	-	-	-	-
	4,6-Dinitro-2-methylphenol	µg/L					-	-	-	-	-	-	-	-	-	-	-	-	-
	4-chloro-3-methylphenol	µg/L	1		40[#4]	40[#4]	-	-	-	-	-	-	-	-	-	-	-	-	-
	4-chloroaniline	µg/L	1				-	-	-	-	-	-	-	-	-	-	-	-	-
	4-chlorophenyl phenyl ether	µg/L	1				-	-	-	-	-	-	-	-	-	-	-	-	-
	4-methylphenol	µg/L	1				-	-	-	-	-	-	-	-	-	-	-	-	-
	Azobenzene	µg/L	1				-	-	-	-	-	-	-	-	-	-	-	-	-
	Bis(2-chloroethoxy) methane	µg/L	1				-	-	-	-	-	-	-	-	-	-	-	-	-
	Bis(2-chloroethyl)ether	µg/L	1				-	-	-	-	-	-	-	-	-	-	-	-	-
	Bis(2-ethylhexyl) phthalate	µg/L	2		1.3[#2]	1.3[#2]	-	-	-	-	-	-	-	-	-	-	-	-	-
	Butyl benzyl phthalate	µg/L	1		0.75[#2]	7.5[#2]	-	-	-	-	-	-	-	-	-	-	-	-	-
	Carbazole	µg/L	1				-	-	-	-	-	-	-	-	-	-	-	-	-
	Dibenzofuran	µg/L	1				-	-	-	-	-	-	-	-	-	-	-	-	-
	Diethylphthalate	µg/L	1		200[#4]	200[#4]	-	-	-	-	-	-	-	-	-	-	-	-	-

						Location	WS05002	WS05002	WS05002	WS05002	WS05002	WS05002	WS05003	WS05003	WS05003	WS05003	WS05003	WS05003	WS05003
						Sampled_Date_Time	21/02/2020	19/03/2020	29/04/2020	12/05/2020	10/06/2020	31/07/2020	13/12/2019	14/01/2020	21/02/2020	26/03/2020	29/04/2020	13/05/2020	10/06/2020
						Sample_Depth_Avg	3.5	3.5	3.5	4.5	4.98	1.6	0.73	0.51	2.5	3.8	3	3	4.07
						Project_ID	LTC - Phase 2	LTC - Phase 2 LTM	LTC - Phase 2 LTM	LTC - Phase 2 LTM	LTC - Phase 2	LTC - Phase 2	LTC - Phase 2	LTC - Phase 2	LTC - Phase 2	LTC - Phase 2 LTM	LTC - Phase 2 LTM	LTC - Phase 2 LTM	LTC - Phase 2
				UK Drinking Water Standards	UK Estuaries and coastal waters EQS	UK Freshwater EQS													
Chem_Group	**Analyte**	**Units**	**MDL**																
	Dimethyl phthalate	µg/L	1		800[#4]	800[#4]	-	-	-	-	-	-	-	-	-	-	-	-	-
	Di-n-butyl phthalate	µg/L	1		8[#4]	8[#4]	-	-	-	-	-	-	-	-	-	-	-	-	-
	Di-n-octyl phthalate	µg/L	5		20[#4]	20[#4]	-	-	-	-	-	-	-	-	-	-	-	-	-
	Hexachlorobenzene	µg/L	0.01		0.05(MAC)[#12]	0.05(MAC)[#12]	-	-	-	-	-	-	-	-	-	-	-	-	-
	Hexachlorocyclopentadiene	µg/L	1				-	-	-	-	-	-	-	-	-	-	-	-	-
	Hexachloroethane	µg/L	1				-	-	-	-	-	-	-	-	-	-	-	-	-
	Isophorone	µg/L	1				-	-	-	-	-	-	-	-	-	-	-	-	-
	Nitrobenzene	µg/L	1				-	-	-	-	-	-	-	-	-	-	-	-	-
	N-nitrosodi-n-propylamine	µg/L	1				-	-	-	-	-	-	-	-	-	-	-	-	-
	Pentachlorobenzene	µg/L	0.01		0.0007[#2]	0.007[#2]	-	-	-	-	-	-	-	-	-	-	-	-	-
	Pentachloronitrobenzene	µg/L	0.01				-	-	-	-	-	-	-	-	-	-	-	-	-
	Pentachlorophenol	µg/L	1		0.4[#2]	0.4[#2]	-	-	-	-	-	-	-	-	-	-	-	-	-
PCB	Heptachlorobiphenyl, 2,3,3,4,4,5,5- (PCB 189)	µg/L	0.015				-	-	-	-	-	-	-	-	-	-	-	-	-
	Hexachlorobiphenyl, 2,3,3,4,4,5- (PCB 156)	µg/L	0.015				-	-	-	-	-	-	-	-	-	-	-	-	-
	Hexachlorobiphenyl, 2,3,3,4,4,5- (PCB 157)	µg/L	0.015				-	-	-	-	-	-	-	-	-	-	-	-	-
	Hexachlorobiphenyl, 2,3,4,4,5,5- (PCB 167)	µg/L	0.015				-	-	-	-	-	-	-	-	-	-	-	-	-
	Hexachlorobiphenyl, 3,3,4,4,5,5- (PCB 169)	µg/L	0.015				-	-	-	-	-	-	-	-	-	-	-	-	-
	PCB 101	µg/L	0.015				-	-	-	-	-	-	-	-	-	-	-	-	-
	PCB 118	µg/L	0.015				-	-	-	-	-	-	-	-	-	-	-	-	-
	PCB 138	µg/L	0.015				-	-	-	-	-	-	-	-	-	-	-	-	-
	PCB 153	µg/L	0.015				-	-	-	-	-	-	-	-	-	-	-	-	-
	PCB 180	µg/L	0.015				-	-	-	-	-	-	-	-	-	-	-	-	-
	PCB 28	µg/L	0.015				-	-	-	-	-	-	-	-	-	-	-	-	-
	PCB 52	µg/L	0.015				-	-	-	-	-	-	-	-	-	-	-	-	-
	Pentachlorobiphenyl, 2,3,3,4,4- (PCB 105)	µg/L	0.015				-	-	-	-	-	-	-	-	-	-	-	-	-
	Pentachlorobiphenyl, 2,3,4,4,5- (PCB 114)	µg/L	0.015				-	-	-	-	-	-	-	-	-	-	-	-	-
	Pentachlorobiphenyl, 2,3,4,4,5- (PCB 123)	µg/L	0.015				-	-	-	-	-	-	-	-	-	-	-	-	-

						Location	WS05002	WS05002	WS05002	WS05002	WS05002	WS05002	WS05003	WS05003	WS05003	WS05003	WS05003	WS05003	WS05003
						Sampled_Date_Time	21/02/2020	19/03/2020	29/04/2020	12/05/2020	10/06/2020	31/07/2020	13/12/2019	14/01/2020	21/02/2020	26/03/2020	29/04/2020	13/05/2020	10/06/2020
						Sample_Depth_Avg	3.5	3.5	3.5	4.5	4.98	1.6	0.73	0.51	2.5	3.8	3	3	4.07
						Project_ID	LTC - Phase 2	LTC - Phase 2 LTM	LTC - Phase 2 LTM	LTC - Phase 2 LTM	LTC - Phase 2	LTC - Phase 2	LTC - Phase 2	LTC - Phase 2	LTC - Phase 2	LTC - Phase 2 LTM	LTC - Phase 2 LTM	LTC - Phase 2 LTM	LTC - Phase 2
				UK Drinking Water Standards	UK Estuaries and coastal waters EQS	UK Freshwater EQS													
Chem_Group	**Analyte**	**Units**	**MDL**																
	Pentachlorobiphenyl, 3,3,4,4,5- (PCB 126)	µg/L	0.015				-	-	-	-	-	-	-	-	-	-	-	-	-
	Tetrachlorobiphenyl, 3,3,4,4- (PCB 77)	µg/L	0.015				-	-	-	-	-	-	-	-	-	-	-	-	-
	Tetrachlorobiphenyl, 3,4,4,5- (PCB 81)	µg/L	0.015				-	-	-	-	-	-	-	-	-	-	-	-	-
	Total PCB 7 Congeners	µg/L	0.105				-	-	-	-	-	-	-	-	-	-	-	-	-
Phenolics	Xylenols (Filtered)	µg/L	0.5				<0.5	<0.5	<0.5	<0.5	<0.5	<0.5	<0.5	<0.5	<0.5	<0.5	<0.5	<0.5	<0.5
	Cresol Total (Filtered)	µg/L	0.5				<0.5	0.92	<0.5	<0.5	<0.5	<0.5	<0.5	0.95	<0.5	<0.5	<0.5	<0.5	<0.5
	Phenol	µg/L	1	5800[#34]	7.7[#2]	7.7[#2]	-	-	-	-	-	-	-	-	-	-	-	-	-
	Phenol (Filtered)	µg/L	0.5	5800[#34]	7.7[#2]	7.7[#2]	<0.5	<0.5	<0.5	<0.5	<0.5	<0.5	<0.5	<0.5	<0.5	<0.5	<0.5	<0.5	<0.5
	Phenols Monohydric (Filtered)	µg/L	0.5				<0.5	0.92	<0.5	<0.5	<0.5	<0.5	<0.5	0.95	<0.5	<0.5	<0.5	<0.5	<0.5
Organotins	Tributyltin	µg/L	0.001		0.0002[#2]	0.0002[#2]	-	-	-	-	-	-	-	-	-	-	-	-	-
Biological	Coliforms Total (Confirmed)	CFU/100mL					-	-	-	-	-	-	-	-	-	-	-	-	-
	Coliforms Total (Presumptive)	CFU/100mL					-	-	-	-	-	-	-	-	-	-	-	-	-
	Escherichia coli (Confirmed)	CFU/100mL					-	-	-	-	-	-	-	-	-	-	-	-	-
	Escherichia coli (Presumptive)	CFU/100mL					-	-	-	-	-	-	-	-	-	-	-	-	-
	Faecal streptococci (Confirmed)	CFU/100mL					-	-	-	-	-	-	-	-	-	-	-	-	-
	Faecal streptococci (Presumptive)	CFU/100mL					-	-	-	-	-	-	-	-	-	-	-	-	-
	Faecal Streptococci cfu/100ml	cfu/100ml											-	-					
	Coliform	cfu/100 ml											-	-					
	Salmonella	Detect					-	-	-	-	-	-	-	-	-	-	-	-	-
Pesticides	1-(3.4-Dichlorophenyl) urea (DCPU)	µg/l					-	-	-	-	-	-	-	-	-	-	-	-	-
	2-(4-Chlorophenoxy)propionic acid, 4-CPP	µg/l					-	-	-	-	-	-	-	-	-	-	-	-	-
	2-amino-N-(isopropyl)benzamide	µg/l					-	-	-	-	-	-	-	-	-	-	-	-	-
	2-Chloro-2.6-diethylacetanilide	µg/l					-	-	-	-	-	-	-	-	-	-	-	-	-
	Acibenzolar-S-methyl	µg/l					-	-	-	-	-	-	-	-	-	-	-	-	-
	Aminopyralid	µg/l					-	-	-	-	-	-	-	-	-	-	-	-	-
	Azoxystrobin	µg/L					-	-	-	-	-	-	-	-	-	-	-	-	-
	BAM	µg/l					-	-	-	-	-	-	-	-	-	-	-	-	-

						Location	WS05002	WS05002	WS05002	WS05002	WS05002	WS05002	WS05003	WS05003	WS05003	WS05003	WS05003	WS05003	WS05003
						Sampled_Date_Time	21/02/2020	19/03/2020	29/04/2020	12/05/2020	10/06/2020	31/07/2020	13/12/2019	14/01/2020	21/02/2020	26/03/2020	29/04/2020	13/05/2020	10/06/2020
						Sample_Depth_Avg	3.5	3.5	3.5	4.5	4.98	1.6	0.73	0.51	2.5	3.8	3	3	4.07
						Project_ID	LTC - Phase 2	LTC - Phase 2 LTM	LTC - Phase 2 LTM	LTC - Phase 2 LTM	LTC - Phase 2	LTC - Phase 2	LTC - Phase 2	LTC - Phase 2	LTC - Phase 2	LTC - Phase 2 LTM	LTC - Phase 2 LTM	LTC - Phase 2 LTM	LTC - Phase 2
				UK Drinking Water Standards	UK Estuaries and coastal waters EQS	UK Freshwater EQS													
Chem_Group	**Analyte**	**Units**	**MDL**																
	Benalaxyl	µg/l					-	-	-	-	-	-	-	-	-	-	-	-	-
	Bentazone methyl	µg/l					-	-	-	-	-	-	-	-	-	-	-	-	-
	Bifenox	µg/L					-	-	-	-	-	-	-	-	-	-	-	-	-
	Bitertanol	µg/l					-	-	-	-	-	-	-	-	-	-	-	-	-
	Boscalid	µg/l					-	-	-	-	-	-	-	-	-	-	-	-	-
	Cadusafos	µg/l					-	-	-	-	-	-	-	-	-	-	-	-	-
	Carfentrazone-ethyl	µg/L					-	-	-	-	-	-	-	-	-	-	-	-	-
	Chloridazon-desphenyl	µg/l					-	-	-	-	-	-	-	-	-	-	-	-	-
	Chloridazon-methyl desphenyl	µg/l					-	-	-	-	-	-	-	-	-	-	-	-	-
	Chlorotoluron-desmethyl	µg/l					-	-	-	-	-	-	-	-	-	-	-	-	-
	Chlorpropham	µg/L			10[#4]	10[#4]	-	-	-	-	-	-	-	-	-	-	-	-	-
	Clodinafop	µg/l					-	-	-	-	-	-	-	-	-	-	-	-	-
	Clomeprop	µg/l					-	-	-	-	-	-	-	-	-	-	-	-	-
	Crimidine	µg/l					-	-	-	-	-	-	-	-	-	-	-	-	-
	Cybutryne (Irgarol)	µg/l					-	-	-	-	-	-	-	-	-	-	-	-	-
	Cyprazine	µg/l					-	-	-	-	-	-	-	-	-	-	-	-	-
	Cyprodinil	µg/L					-	-	-	-	-	-	-	-	-	-	-	-	-
	Dichlofenthion	µg/l					-	-	-	-	-	-	-	-	-	-	-	-	-
	Dichlormid	µg/l					-	-	-	-	-	-	-	-	-	-	-	-	-
	Diethofencarb	µg/l					-	-	-	-	-	-	-	-	-	-	-	-	-
	Difenacoum	µg/l					-	-	-	-	-	-	-	-	-	-	-	-	-
	Dimefuron	µg/l					-	-	-	-	-	-	-	-	-	-	-	-	-
	Dimethachlo	µg/l					-	-	-	-	-	-	-	-	-	-	-	-	-
	Dimethenamid	µg/l					-	-	-	-	-	-	-	-	-	-	-	-	-
	Dimethomorph	µg/l					-	-	-	-	-	-	-	-	-	-	-	-	-
	Dinoterb	µg/l					-	-	-	-	-	-	-	-	-	-	-	-	-
	Diuron desmethyl (DCPMU)	µg/l					-	-	-	-	-	-	-	-	-	-	-	-	-

						Location	WS05002	WS05002	WS05002	WS05002	WS05002	WS05002	WS05003	WS05003	WS05003	WS05003	WS05003	WS05003	WS05003
						Sampled_Date_Time	21/02/2020	19/03/2020	29/04/2020	12/05/2020	10/06/2020	31/07/2020	13/12/2019	14/01/2020	21/02/2020	26/03/2020	29/04/2020	13/05/2020	10/06/2020
						Sample_Depth_Avg	3.5	3.5	3.5	4.5	4.98	1.6	0.73	0.51	2.5	3.8	3	3	4.07
						Project_ID	LTC - Phase 2	LTC - Phase 2 LTM	LTC - Phase 2 LTM	LTC - Phase 2 LTM	LTC - Phase 2	LTC - Phase 2	LTC - Phase 2	LTC - Phase 2	LTC - Phase 2	LTC - Phase 2 LTM	LTC - Phase 2 LTM	LTC - Phase 2 LTM	LTC - Phase 2
				UK Drinking Water Standards	UK Estuaries and coastal waters EQS	UK Freshwater EQS													
Chem_Group	**Analyte**	**Units**	**MDL**																
	Epoxiconazole	µg/l					-	-	-	-	-	-	-	-	-	-	-	-	-
	Etrimphos	µg/L	0.01				-	-	-	-	-	-	-	-	-	-	-	-	-
	Fenoxaprop	µg/l					-	-	-	-	-	-	-	-	-	-	-	-	-
	Fenpropidin	µg/l					-	-	-	-	-	-	-	-	-	-	-	-	-
	Fenuron	µg/l					-	-	-	-	-	-	-	-	-	-	-	-	-
	Fipronil	µg/L					-	-	-	-	-	-	-	-	-	-	-	-	-
	Florasulam	µg/l					-	-	-	-	-	-	-	-	-	-	-	-	-
	Fluazifop	µg/l					-	-	-	-	-	-	-	-	-	-	-	-	-
	Fluazifop-P-butyl	µg/L					-	-	-	-	-	-	-	-	-	-	-	-	-
	Foramsulfuron	µg/l					-	-	-	-	-	-	-	-	-	-	-	-	-
	Furathiocarb	µg/l					-	-	-	-	-	-	-	-	-	-	-	-	-
	Haloxyfop	µg/l					-	-	-	-	-	-	-	-	-	-	-	-	-
	Haloxyfop-p-methyl	µg/l					-	-	-	-	-	-	-	-	-	-	-	-	-
	Heptachlor epoxide	µg/L	0.01	0.03[#1]			-	-	-	-	-	-	-	-	-	-	-	-	-
	Imazamox	µg/l					-	-	-	-	-	-	-	-	-	-	-	-	-
	Indoxacarb	µg/L					-	-	-	-	-	-	-	-	-	-	-	-	-
	Isoproturon-desmethyl	µg/l					-	-	-	-	-	-	-	-	-	-	-	-	-
	Isoproturon-monodesmethyl	µg/l					-	-	-	-	-	-	-	-	-	-	-	-	-
	Isopyrazam	µg/l					-	-	-	-	-	-	-	-	-	-	-	-	-
	Kresoxim-methyl	µg/l					-	-	-	-	-	-	-	-	-	-	-	-	-
	Malaoxon	µg/l					-	-	-	-	-	-	-	-	-	-	-	-	-
	Mandipropamid	µg/l					-	-	-	-	-	-	-	-	-	-	-	-	-
	Mecarbam	µg/l					-	-	-	-	-	-	-	-	-	-	-	-	-
	Mesotrione	µg/l					-	-	-	-	-	-	-	-	-	-	-	-	-
	Metconazole	µg/l					-	-	-	-	-	-	-	-	-	-	-	-	-
	Metribuzin-desamino	µg/l					-	-	-	-	-	-	-	-	-	-	-	-	-
	Naptalam	µg/l					-	-	-	-	-	-	-	-	-	-	-	-	-

						Location	WS05002	WS05002	WS05002	WS05002	WS05002	WS05002	WS05003	WS05003	WS05003	WS05003	WS05003	WS05003	WS05003
						Sampled_Date_Time	21/02/2020	19/03/2020	29/04/2020	12/05/2020	10/06/2020	31/07/2020	13/12/2019	14/01/2020	21/02/2020	26/03/2020	29/04/2020	13/05/2020	10/06/2020
						Sample_Depth_Avg	3.5	3.5	3.5	4.5	4.98	1.6	0.73	0.51	2.5	3.8	3	3	4.07
						Project_ID	LTC - Phase 2	LTC - Phase 2 LTM	LTC - Phase 2 LTM	LTC - Phase 2 LTM	LTC - Phase 2	LTC - Phase 2	LTC - Phase 2	LTC - Phase 2	LTC - Phase 2	LTC - Phase 2 LTM	LTC - Phase 2 LTM	LTC - Phase 2 LTM	LTC - Phase 2
				UK Drinking Water Standards	UK Estuaries and coastal waters EQS	UK Freshwater EQS													
Chem_Group	**Analyte**	**Units**	**MDL**																
	Nicosulfuron	µg/l					-	-	-	-	-	-	-	-	-	-	-	-	-
	Nuarimol	µg/l					-	-	-	-	-	-	-	-	-	-	-	-	-
	Oxadixyl	µg/l					-	-	-	-	-	-	-	-	-	-	-	-	-
	Paraoxon-ethyl	µg/l					-	-	-	-	-	-	-	-	-	-	-	-	-
	Parathion-ethyl	µg/l					-	-	-	-	-	-	-	-	-	-	-	-	-
	Penconazole	µg/l					-	-	-	-	-	-	-	-	-	-	-	-	-
	Pencycuron	µg/l					-	-	-	-	-	-	-	-	-	-	-	-	-
	Phosphamidon II (E)	µg/l	0.01				-	-	-	-	-	-	-	-	-	-	-	-	-
	Pretilachlor	µg/l					-	-	-	-	-	-	-	-	-	-	-	-	-
	Primisulfuron-methyl	µg/l					-	-	-	-	-	-	-	-	-	-	-	-	-
	Prodiamine	µg/l					-	-	-	-	-	-	-	-	-	-	-	-	-
	Propaquizafop	µg/l					-	-	-	-	-	-	-	-	-	-	-	-	-
	Propetamphos	µg/L	0.01		0.03[#4]	0.03[#4]	-	-	-	-	-	-	-	-	-	-	-	-	-
	Prosulfocarb	µg/l					-	-	-	-	-	-	-	-	-	-	-	-	-
	Prothioconazole	µg/l					-	-	-	-	-	-	-	-	-	-	-	-	-
	Pyribenzoxim	µg/l					-	-	-	-	-	-	-	-	-	-	-	-	-
	Quinmerac	µg/l					-	-	-	-	-	-	-	-	-	-	-	-	-
	Quizalofop	µg/l					-	-	-	-	-	-	-	-	-	-	-	-	-
	Rimsulfuron	µg/l					-	-	-	-	-	-	-	-	-	-	-	-	-
	Sebuthylazine	µg/l					-	-	-	-	-	-	-	-	-	-	-	-	-
	Simazine-2-hydroxy	µg/l					-	-	-	-	-	-	-	-	-	-	-	-	-
	Sodium Acifluorfen	µg/L					-	-	-	-	-	-	-	-	-	-	-	-	-
	Sulfosulfuron	µg/l					-	-	-	-	-	-	-	-	-	-	-	-	-
	Tecnazene	µg/L	0.01		1[#4]	1[#4]	-	-	-	-	-	-	-	-	-	-	-	-	-
	Teflubenzuron	µg/l					-	-	-	-	-	-	-	-	-	-	-	-	-
	Terbuthylazine-desethyl	µg/l					-	-	-	-	-	-	-	-	-	-	-	-	-
	Terbuthylazine-desethyl-2-hydroxy	µg/l					-	-	-	-	-	-	-	-	-	-	-	-	-

						Location	WS05002	WS05002	WS05002	WS05002	WS05002	WS05002	WS05003	WS05003	WS05003	WS05003	WS05003	WS05003	WS05003
						Sampled_Date_Time	21/02/2020	19/03/2020	29/04/2020	12/05/2020	10/06/2020	31/07/2020	13/12/2019	14/01/2020	21/02/2020	26/03/2020	29/04/2020	13/05/2020	10/06/2020
						Sample_Depth_Avg	3.5	3.5	3.5	4.5	4.98	1.6	0.73	0.51	2.5	3.8	3	3	4.07
						Project_ID	LTC - Phase 2	LTC - Phase 2 LTM	LTC - Phase 2 LTM	LTC - Phase 2 LTM	LTC - Phase 2	LTC - Phase 2	LTC - Phase 2	LTC - Phase 2	LTC - Phase 2	LTC - Phase 2 LTM	LTC - Phase 2 LTM	LTC - Phase 2 LTM	LTC - Phase 2
				UK Drinking Water Standards	UK Estuaries and coastal waters EQS	UK Freshwater EQS													
Chem_Group	**Analyte**	**Units**	**MDL**																
	Terbuthylazine-hydroxy	µg/l					-	-	-	-	-	-	-	-	-	-	-	-	-
	Thiabendazole	µg/L			5[#4]	5[#4]	-	-	-	-	-	-	-	-	-	-	-	-	-
	Thiamethoxam	µg/L					-	-	-	-	-	-	-	-	-	-	-	-	-
	Tribenuron-methyl	µg/L					-	-	-	-	-	-	-	-	-	-	-	-	-
	Trietazine	µg/L	0.01				-	-	-	-	-	-	-	-	-	-	-	-	-
	Trifloxysulfuron-sodium	µg/l					-	-	-	-	-	-	-	-	-	-	-	-	-
	Triflusulfuron-methyl	µg/l					-	-	-	-	-	-	-	-	-	-	-	-	-
	Triforine	µg/l					-	-	-	-	-	-	-	-	-	-	-	-	-
	Triticonazole	µg/l					-	-	-	-	-	-	-	-	-	-	-	-	-
	Desmetryn	mg/L					-	-	-	-	-	-	-	-	-	-	-	-	-
	Simetryn	mg/L					-	-	-	-	-	-	-	-	-	-	-	-	-
	Clothianidin	µg/L					-	-	-	-	-	-	-	-	-	-	-	-	-
	Cymoxanil	µg/L					-	-	-	-	-	-	-	-	-	-	-	-	-
	Fluazifop-butyl	µg/L					-	-	-	-	-	-	-	-	-	-	-	-	-
	Imazamethabenz-methyl	µg/L					-	-	-	-	-	-	-	-	-	-	-	-	-
	Mesosulfuron-methyl	µg/L					-	-	-	-	-	-	-	-	-	-	-	-	-
	Metamitron	µg/L					-	-	-	-	-	-	-	-	-	-	-	-	-
	Metobromuron	µg/L					-	-	-	-	-	-	-	-	-	-	-	-	-
	Monuron	µg/L					-	-	-	-	-	-	-	-	-	-	-	-	-
	Secbumeton	µg/L					-	-	-	-	-	-	-	-	-	-	-	-	-
	Spiroxamine	µg/L					-	-	-	-	-	-	-	-	-	-	-	-	-
	Clomazon	µg/L					-	-	-	-	-	-	-	-	-	-	-	-	-
	Metazachlor	µg/L	0.01				-	-	-	-	-	-	-	-	-	-	-	-	-
	Methabenzthiazuran	µg/L					-	-	-	-	-	-	-	-	-	-	-	-	-
	Iprovalicarb	µg/L					-	-	-	-	-	-	-	-	-	-	-	-	-
	Chloroxuron	µg/L					-	-	-	-	-	-	-	-	-	-	-	-	-
	Neburon	µg/L					-	-	-	-	-	-	-	-	-	-	-	-	-

						Location	WS05002	WS05002	WS05002	WS05002	WS05002	WS05002	WS05003	WS05003	WS05003	WS05003	WS05003	WS05003	WS05003
						Sampled_Date_Time	21/02/2020	19/03/2020	29/04/2020	12/05/2020	10/06/2020	31/07/2020	13/12/2019	14/01/2020	21/02/2020	26/03/2020	29/04/2020	13/05/2020	10/06/2020
						Sample_Depth_Avg	3.5	3.5	3.5	4.5	4.98	1.6	0.73	0.51	2.5	3.8	3	3	4.07
						Project_ID	LTC - Phase 2	LTC - Phase 2 LTM	LTC - Phase 2 LTM	LTC - Phase 2 LTM	LTC - Phase 2	LTC - Phase 2	LTC - Phase 2	LTC - Phase 2	LTC - Phase 2	LTC - Phase 2 LTM	LTC - Phase 2 LTM	LTC - Phase 2 LTM	LTC - Phase 2
				UK Drinking Water Standards	UK Estuaries and coastal waters EQS	UK Freshwater EQS													
Chem_Group	**Analyte**	**Units**	**MDL**																
	Metribuzin	µg/L					-	-	-	-	-	-	-	-	-	-	-	-	-
	2,3,6-Trichlorobenzoic Acid (Tba)	µg/L					-	-	-	-	-	-	-	-	-	-	-	-	-
	2,4,5-Trichlorophenoxy Acetic Acid	µg/L					-	-	-	-	-	-	-	-	-	-	-	-	-
	2,4,5-TP (Silvex)	µg/L					-	-	-	-	-	-	-	-	-	-	-	-	-
	Pyrimethanil	µg/L					-	-	-	-	-	-	-	-	-	-	-	-	-
	Hedonal	µg/L			0.3[#2]	0.3[#2]	-	-	-	-	-	-	-	-	-	-	-	-	-
	2,4-DDT	µg/L	0.01		0.00625[#42]	0.00625[#42]	-	-	-	-	-	-	-	-	-	-	-	-	-
	Propachlor	µg/L	0.01				-	-	-	-	-	-	-	-	-	-	-	-	-
	Propamocarb	µg/L					-	-	-	-	-	-	-	-	-	-	-	-	-
	2,4-Dichlorprop	µg/L					-	-	-	-	-	-	-	-	-	-	-	-	-
	3-Hydroxy Carbofuran	µg/L					-	-	-	-	-	-	-	-	-	-	-	-	-
	4-(2,4-Dichlorophenoxy)butyric Acid (2,4-DB)	µg/L					-	-	-	-	-	-	-	-	-	-	-	-	-
	4,4-DDE	µg/L	0.01		0.00625[#42]	0.00625[#42]	-	-	-	-	-	-	-	-	-	-	-	-	-
	4-Bromo-3,5-dimethylphenyl-N-methylcarbamate	µg/L					-	-	-	-	-	-	-	-	-	-	-	-	-
	a-BHC	µg/L	0.01				-	-	-	-	-	-	-	-	-	-	-	-	-
	Acetochlor	µg/L					-	-	-	-	-	-	-	-	-	-	-	-	-
	Aldicarb	µg/L					-	-	-	-	-	-	-	-	-	-	-	-	-
	Aldicarb sulfone	µg/L					-	-	-	-	-	-	-	-	-	-	-	-	-
	Aldrin	µg/L	0.01	0.03[#1]	0.00125[#43]	0.0025[#44]	-	-	-	-	-	-	-	-	-	-	-	-	-
	Ametryn	µg/L					-	-	-	-	-	-	-	-	-	-	-	-	-
	Amidosulfuron	µg/L					-	-	-	-	-	-	-	-	-	-	-	-	-
	Acetamiprid	µg/L					-	-	-	-	-	-	-	-	-	-	-	-	-
	Aclonifen	µg/L					-	-	-	-	-	-	-	-	-	-	-	-	-
	Actril (Ioxynil)	µg/L			10[#4]	10[#4]	-	-	-	-	-	-	-	-	-	-	-	-	-
	Atraton	µg/L					-	-	-	-	-	-	-	-	-	-	-	-	-
	Atrazine	µg/L	0.01		0.6[#2]	0.6[#2]	-	-	-	-	-	-	-	-	-	-	-	-	-
	Azinophos methyl	µg/L	0.02		0.01[#8]	0.01[#8]	-	-	-	-	-	-	-	-	-	-	-	-	-

						Location	WS05002	WS05002	WS05002	WS05002	WS05002	WS05002	WS05003	WS05003	WS05003	WS05003	WS05003	WS05003	WS05003
						Sampled_Date_Time	21/02/2020	19/03/2020	29/04/2020	12/05/2020	10/06/2020	31/07/2020	13/12/2019	14/01/2020	21/02/2020	26/03/2020	29/04/2020	13/05/2020	10/06/2020
						Sample_Depth_Avg	3.5	3.5	3.5	4.5	4.98	1.6	0.73	0.51	2.5	3.8	3	3	4.07
						Project_ID	LTC - Phase 2	LTC - Phase 2 LTM	LTC - Phase 2 LTM	LTC - Phase 2 LTM	LTC - Phase 2	LTC - Phase 2	LTC - Phase 2	LTC - Phase 2	LTC - Phase 2	LTC - Phase 2 LTM	LTC - Phase 2 LTM	LTC - Phase 2 LTM	LTC - Phase 2
				UK Drinking Water Standards	UK Estuaries and coastal waters EQS	UK Freshwater EQS													
Chem_Group	**Analyte**	**Units**	**MDL**																
	Baygon	µg/L					-	-	-	-	-	-	-	-	-	-	-	-	-
	b-BHC	µg/L	0.01				-	-	-	-	-	-	-	-	-	-	-	-	-
	Benazolin	µg/L					-	-	-	-	-	-	-	-	-	-	-	-	-
	Bendiocarb	µg/L					-	-	-	-	-	-	-	-	-	-	-	-	-
	Bentazone	µg/L			500[#4]	500[#4]	-	-	-	-	-	-	-	-	-	-	-	-	-
	Bidrin	µg/L					-	-	-	-	-	-	-	-	-	-	-	-	-
	Bromacil	µg/L					-	-	-	-	-	-	-	-	-	-	-	-	-
	Bromazil	µg/L					-	-	-	-	-	-	-	-	-	-	-	-	-
	Bromophos-ethyl	µg/L					-	-	-	-	-	-	-	-	-	-	-	-	-
	Bromoxynil	µg/L			100[#4]	100[#4]	-	-	-	-	-	-	-	-	-	-	-	-	-
	Carbaryl	µg/L					-	-	-	-	-	-	-	-	-	-	-	-	-
	Carbendazim	µg/L				0.15[#4]	-	-	-	-	-	-	-	-	-	-	-	-	-
	Carbetamide	µg/L					-	-	-	-	-	-	-	-	-	-	-	-	-
	Carbofuran	µg/L					-	-	-	-	-	-	-	-	-	-	-	-	-
	Carbophenothion	µg/L	0.01				-	-	-	-	-	-	-	-	-	-	-	-	-
	Carboxin	µg/L					-	-	-	-	-	-	-	-	-	-	-	-	-
	Chlorbromuron	µg/L					-	-	-	-	-	-	-	-	-	-	-	-	-
	Chlordane (cis)	µg/L	0.01				-	-	-	-	-	-	-	-	-	-	-	-	-
	Azinphos Ethyl	µg/L	0.02				-	-	-	-	-	-	-	-	-	-	-	-	-
	Chlordane (trans)	µg/L	0.01				-	-	-	-	-	-	-	-	-	-	-	-	-
	Chlorfenvinphos	µg/L	0.01		0.1[#2]	0.1[#2]	-	-	-	-	-	-	-	-	-	-	-	-	-
	Chloridazon	µg/L					-	-	-	-	-	-	-	-	-	-	-	-	-
	Chlorotoluron	µg/L			2[#4]	2[#4]	-	-	-	-	-	-	-	-	-	-	-	-	-
	Chlorpyrifos	µg/L	0.01		0.03[#2]		-	-	-	-	-	-	-	-	-	-	-	-	-
	Chlorpyrifos-methyl	µg/L	0.01				-	-	-	-	-	-	-	-	-	-	-	-	-
	Chlorsulfuron	µg/L					-	-	-	-	-	-	-	-	-	-	-	-	-
	Clopyralid	µg/L					-	-	-	-	-	-	-	-	-	-	-	-	-

						Location	WS05002	WS05002	WS05002	WS05002	WS05002	WS05002	WS05003	WS05003	WS05003	WS05003	WS05003	WS05003	WS05003
						Sampled_Date_Time	21/02/2020	19/03/2020	29/04/2020	12/05/2020	10/06/2020	31/07/2020	13/12/2019	14/01/2020	21/02/2020	26/03/2020	29/04/2020	13/05/2020	10/06/2020
						Sample_Depth_Avg	3.5	3.5	3.5	4.5	4.98	1.6	0.73	0.51	2.5	3.8	3	3	4.07
						Project_ID	LTC - Phase 2	LTC - Phase 2 LTM	LTC - Phase 2 LTM	LTC - Phase 2 LTM	LTC - Phase 2	LTC - Phase 2	LTC - Phase 2	LTC - Phase 2	LTC - Phase 2	LTC - Phase 2 LTM	LTC - Phase 2 LTM	LTC - Phase 2 LTM	LTC - Phase 2
				UK Drinking Water Standards	UK Estuaries and coastal waters EQS	UK Freshwater EQS													
Chem_Group	**Analyte**	**Units**	**MDL**																
	Coumaphos	µg/L	0.01		0.03[#4]	0.03[#4]	-	-	-	-	-	-	-	-	-	-	-	-	-
	Cyanazine	µg/L	0.01				-	-	-	-	-	-	-	-	-	-	-	-	-
	Cyproconazole	µg/L					-	-	-	-	-	-	-	-	-	-	-	-	-
	Cyromazine	µg/L					-	-	-	-	-	-	-	-	-	-	-	-	-
	d-BHC	µg/L	0.01				-	-	-	-	-	-	-	-	-	-	-	-	-
	DDD	µg/L	0.01		0.00625[#42]	0.00625[#42]	-	-	-	-	-	-	-	-	-	-	-	-	-
	DDT	µg/L	0.01		0.01[#45]	0.01[#45]	-	-	-	-	-	-	-	-	-	-	-	-	-
	Deisopropylatrazine	µg/L					-	-	-	-	-	-	-	-	-	-	-	-	-
	Chlorothalonil	µg/L	0.01			0.035[#2]	-	-	-	-	-	-	-	-	-	-	-	-	-
	Deethylatrazine	µg/L					-	-	-	-	-	-	-	-	-	-	-	-	-
	Demeton-S-methyl	µg/L	0.01				-	-	-	-	-	-	-	-	-	-	-	-	-
	Diazinon	µg/L	0.01		0.01[#2]	0.01[#2]	-	-	-	-	-	-	-	-	-	-	-	-	-
	Dicamba	µg/L					-	-	-	-	-	-	-	-	-	-	-	-	-
	Dichlobenil	µg/L	0.01				-	-	-	-	-	-	-	-	-	-	-	-	-
	Dichlorvos	µg/L	0.01		0.04[#4]	0.001[#4]	-	-	-	-	-	-	-	-	-	-	-	-	-
	Diclofop	µg/L					-	-	-	-	-	-	-	-	-	-	-	-	-
	Dieldrin	µg/L	0.01	0.03[#1]	0.00125[#43]	0.0025[#44]	-	-	-	-	-	-	-	-	-	-	-	-	-
	Difenoconazole	µg/L					-	-	-	-	-	-	-	-	-	-	-	-	-
	Difenoxuron	µg/L					-	-	-	-	-	-	-	-	-	-	-	-	-
	Diflubenzuron	µg/L			0.005[#4]	0.001[#4]	-	-	-	-	-	-	-	-	-	-	-	-	-
	Diflufenican	µg/L					-	-	-	-	-	-	-	-	-	-	-	-	-
	Dimethoate	µg/L	0.01		0.48[#2]	0.48[#2]	-	-	-	-	-	-	-	-	-	-	-	-	-
	Dinoseb	µg/L					-	-	-	-	-	-	-	-	-	-	-	-	-
	Disulfoton	µg/L	0.01				-	-	-	-	-	-	-	-	-	-	-	-	-
	Diuron	µg/L			0.2[#2]	0.2[#2]	-	-	-	-	-	-	-	-	-	-	-	-	-
	Endosulfan I	µg/L	0.01				-	-	-	-	-	-	-	-	-	-	-	-	-
	Endosulfan II	µg/L	0.02				-	-	-	-	-	-	-	-	-	-	-	-	-

						Location	WS05002	WS05002	WS05002	WS05002	WS05002	WS05002	WS05003	WS05003	WS05003	WS05003	WS05003	WS05003	WS05003
						Sampled_Date_Time	21/02/2020	19/03/2020	29/04/2020	12/05/2020	10/06/2020	31/07/2020	13/12/2019	14/01/2020	21/02/2020	26/03/2020	29/04/2020	13/05/2020	10/06/2020
						Sample_Depth_Avg	3.5	3.5	3.5	4.5	4.98	1.6	0.73	0.51	2.5	3.8	3	3	4.07
						Project_ID	LTC - Phase 2	LTC - Phase 2 LTM	LTC - Phase 2 LTM	LTC - Phase 2 LTM	LTC - Phase 2	LTC - Phase 2	LTC - Phase 2	LTC - Phase 2	LTC - Phase 2	LTC - Phase 2 LTM	LTC - Phase 2 LTM	LTC - Phase 2 LTM	LTC - Phase 2
				UK Drinking Water Standards	UK Estuaries and coastal waters EQS	UK Freshwater EQS													
Chem_Group	**Analyte**	**Units**	**MDL**																
	Endosulfan sulphate	µg/L	0.02				-	-	-	-	-	-	-	-	-	-	-	-	-
	Endrin	µg/L	0.01		0.00125[#43]	0.0025[#44]	-	-	-	-	-	-	-	-	-	-	-	-	-
	s-Ethyl dipropylthiocarbamate	µg/L					-	-	-	-	-	-	-	-	-	-	-	-	-
	Ethiofencarb	µg/L					-	-	-	-	-	-	-	-	-	-	-	-	-
	Ethion	µg/L	0.01				-	-	-	-	-	-	-	-	-	-	-	-	-
	Ethoprop	µg/L					-	-	-	-	-	-	-	-	-	-	-	-	-
	Ethofumesate	µg/L					-	-	-	-	-	-	-	-	-	-	-	-	-
	Etridiazole	µg/L	0.01				-	-	-	-	-	-	-	-	-	-	-	-	-
	Fenamiphos	µg/L					-	-	-	-	-	-	-	-	-	-	-	-	-
	Fenarimol	µg/L					-	-	-	-	-	-	-	-	-	-	-	-	-
	Fenitrothion	µg/L	0.01		0.01[#4]	0.01[#4]	-	-	-	-	-	-	-	-	-	-	-	-	-
	Fensulfothion	µg/L					-	-	-	-	-	-	-	-	-	-	-	-	-
	Fenhexamid	µg/L					-	-	-	-	-	-	-	-	-	-	-	-	-
	Fenoxycarb	µg/L					-	-	-	-	-	-	-	-	-	-	-	-	-
	Fenthion	µg/L	0.01				-	-	-	-	-	-	-	-	-	-	-	-	-
	Fenpropimorf	µg/L					-	-	-	-	-	-	-	-	-	-	-	-	-
	Fluroxypyr	µg/L					-	-	-	-	-	-	-	-	-	-	-	-	-
	Flutolanil	µg/L					-	-	-	-	-	-	-	-	-	-	-	-	-
	Fonofos	µg/L					-	-	-	-	-	-	-	-	-	-	-	-	-
	EPTC	µg/L											-	-					
	g-BHC (Lindane)	µg/L	0.01				-	-	-	-	-	-	-	-	-	-	-	-	-
	Haloxyfop-methyl	µg/L					-	-	-	-	-	-	-	-	-	-	-	-	-
	Thifensulfuron	µg/L					-	-	-	-	-	-	-	-	-	-	-	-	-
	Heptachlor	µg/L	0.01	0.03[#1]			-	-	-	-	-	-	-	-	-	-	-	-	-
	Hexaconazole	µg/L					-	-	-	-	-	-	-	-	-	-	-	-	-
	Hexazinone	µg/L					-	-	-	-	-	-	-	-	-	-	-	-	-
	Hydroxyatrazine	µg/L					-	-	-	-	-	-	-	-	-	-	-	-	-

						Location	WS05002	WS05002	WS05002	WS05002	WS05002	WS05002	WS05003	WS05003	WS05003	WS05003	WS05003	WS05003	WS05003
						Sampled_Date_Time	21/02/2020	19/03/2020	29/04/2020	12/05/2020	10/06/2020	31/07/2020	13/12/2019	14/01/2020	21/02/2020	26/03/2020	29/04/2020	13/05/2020	10/06/2020
						Sample_Depth_Avg	3.5	3.5	3.5	4.5	4.98	1.6	0.73	0.51	2.5	3.8	3	3	4.07
						Project_ID	LTC - Phase 2	LTC - Phase 2 LTM	LTC - Phase 2 LTM	LTC - Phase 2 LTM	LTC - Phase 2	LTC - Phase 2	LTC - Phase 2	LTC - Phase 2	LTC - Phase 2	LTC - Phase 2 LTM	LTC - Phase 2 LTM	LTC - Phase 2 LTM	LTC - Phase 2
				UK Drinking Water Standards	UK Estuaries and coastal waters EQS	UK Freshwater EQS													
Chem_Group	**Analyte**	**Units**	**MDL**																
	Iprodione	µg/L					-	-	-	-	-	-	-	-	-	-	-	-	-
	Isodrin	µg/L	0.01		0.00125[#43]	0.0025[#44]	-	-	-	-	-	-	-	-	-	-	-	-	-
	Isoproturon	µg/L			0.3[#2]	0.3[#2]	-	-	-	-	-	-	-	-	-	-	-	-	-
	Linuron	µg/L			0.5[#2]	0.5[#2]	-	-	-	-	-	-	-	-	-	-	-	-	-
	Malathion	µg/L	0.01		0.02[#4]	0.01[#4]	-	-	-	-	-	-	-	-	-	-	-	-	-
	2-Methyl-4-chlorophenoxyacetic acid	µg/L					-	-	-	-	-	-	-	-	-	-	-	-	-
	2-Methyl-4-Chlorophenoxy Butanoic Acid	µg/L					-	-	-	-	-	-	-	-	-	-	-	-	-
	Mecoprop	µg/L			18[#2]	18[#2]	-	-	-	-	-	-	-	-	-	-	-	-	-
	Mefenpyr-diethyl	µg/L					-	-	-	-	-	-	-	-	-	-	-	-	-
	Metachlor	µg/L	0.01		0.3[#2]	0.3[#2]	-	-	-	-	-	-	-	-	-	-	-	-	-
	Metalaxyl	µg/L					-	-	-	-	-	-	-	-	-	-	-	-	-
	Methamidophos	µg/L					-	-	-	-	-	-	-	-	-	-	-	-	-
	Methidathion	µg/L					-	-	-	-	-	-	-	-	-	-	-	-	-
	Methiocarb	µg/L				0.01[#4]	-	-	-	-	-	-	-	-	-	-	-	-	-
	Methomyl	µg/L					-	-	-	-	-	-	-	-	-	-	-	-	-
	Methoxychlor	µg/L	0.01				-	-	-	-	-	-	-	-	-	-	-	-	-
	Methoxyfenozide	µg/L					-	-	-	-	-	-	-	-	-	-	-	-	-
	Methyl parathion	µg/L	0.01				-	-	-	-	-	-	-	-	-	-	-	-	-
	Metolachlor	µg/L					-	-	-	-	-	-	-	-	-	-	-	-	-
	Metoxuron	µg/L					-	-	-	-	-	-	-	-	-	-	-	-	-
	Metsulfuron Methyl	µg/L					-	-	-	-	-	-	-	-	-	-	-	-	-
	Mevinphos (Phosdrin)	µg/L	0.01			0.02(MAC)[#46]	-	-	-	-	-	-	-	-	-	-	-	-	-
	Molinate	µg/L					-	-	-	-	-	-	-	-	-	-	-	-	-
	Monlinuran	µg/L					-	-	-	-	-	-	-	-	-	-	-	-	-
	Monocrotophos	µg/L					-	-	-	-	-	-	-	-	-	-	-	-	-
	Napropamide	µg/L					-	-	-	-	-	-	-	-	-	-	-	-	-
	Flusilazole (NuStar)	µg/L					-	-	-	-	-	-	-	-	-	-	-	-	-

						Location	WS05002	WS05002	WS05002	WS05002	WS05002	WS05002	WS05003	WS05003	WS05003	WS05003	WS05003	WS05003	WS05003
						Sampled_Date_Time	21/02/2020	19/03/2020	29/04/2020	12/05/2020	10/06/2020	31/07/2020	13/12/2019	14/01/2020	21/02/2020	26/03/2020	29/04/2020	13/05/2020	10/06/2020
						Sample_Depth_Avg	3.5	3.5	3.5	4.5	4.98	1.6	0.73	0.51	2.5	3.8	3	3	4.07
						Project_ID	LTC - Phase 2	LTC - Phase 2 LTM	LTC - Phase 2 LTM	LTC - Phase 2 LTM	LTC - Phase 2	LTC - Phase 2	LTC - Phase 2	LTC - Phase 2	LTC - Phase 2	LTC - Phase 2 LTM	LTC - Phase 2 LTM	LTC - Phase 2 LTM	LTC - Phase 2
				UK Drinking Water Standards	UK Estuaries and coastal waters EQS	UK Freshwater EQS													
Chem_Group	**Analyte**	**Units**	**MDL**																
	o,p-DDD	µg/L	0.01				-	-	-	-	-	-	-	-	-	-	-	-	-
	o,p'-DDE	µg/L	0.01				-	-	-	-	-	-	-	-	-	-	-	-	-
	o,p-Methoxychlor	µg/L	0.01				-	-	-	-	-	-	-	-	-	-	-	-	-
	Omethoate	µg/L	0.01			0.01[#4]	-	-	-	-	-	-	-	-	-	-	-	-	-
	Oxamyl	µg/L					-	-	-	-	-	-	-	-	-	-	-	-	-
	Paclobutrazol	µg/L					-	-	-	-	-	-	-	-	-	-	-	-	-
	Methyl Paraoxon	µg/L					-	-	-	-	-	-	-	-	-	-	-	-	-
	Parathion	µg/L	0.01				-	-	-	-	-	-	-	-	-	-	-	-	-
	Pendimethalin	µg/L	0.01			0.3[#2]	-	-	-	-	-	-	-	-	-	-	-	-	-
	Imidacloprid	µg/L					-	-	-	-	-	-	-	-	-	-	-	-	-
	Permethrin	µg/L	0.01		0.0002[#4]	0.001[#4]	-	-	-	-	-	-	-	-	-	-	-	-	-
	Permethrin II	µg/L	0.01				-	-	-	-	-	-	-	-	-	-	-	-	-
	Phorate	µg/L	0.01				-	-	-	-	-	-	-	-	-	-	-	-	-
	Phosmet	µg/L					-	-	-	-	-	-	-	-	-	-	-	-	-
	Lenacil	µg/L					-	-	-	-	-	-	-	-	-	-	-	-	-
	Picloram	µg/L					-	-	-	-	-	-	-	-	-	-	-	-	-
	Picoxystrobin	µg/L					-	-	-	-	-	-	-	-	-	-	-	-	-
	Pirimicarb	µg/L			1[#4]	1[#4]	-	-	-	-	-	-	-	-	-	-	-	-	-
	Pirimiphos-methyl	µg/L	0.01		0.015[#4]	0.015[#4]	-	-	-	-	-	-	-	-	-	-	-	-	-
	Pirimphos-ethyl	µg/L					-	-	-	-	-	-	-	-	-	-	-	-	-
	Prochloraz	µg/L			4[#4]	4[#4]	-	-	-	-	-	-	-	-	-	-	-	-	-
	Profenofos	µg/L					-	-	-	-	-	-	-	-	-	-	-	-	-
	Promecarb	µg/L					-	-	-	-	-	-	-	-	-	-	-	-	-
	Prometon	µg/L					-	-	-	-	-	-	-	-	-	-	-	-	-
	Prometryn	µg/L	0.01				-	-	-	-	-	-	-	-	-	-	-	-	-
	Pronamide	µg/L	0.01		100[#4]	100[#4]	-	-	-	-	-	-	-	-	-	-	-	-	-
	Propanil	µg/L					-	-	-	-	-	-	-	-	-	-	-	-	-

						Location	WS05002	WS05002	WS05002	WS05002	WS05002	WS05002	WS05003	WS05003	WS05003	WS05003	WS05003	WS05003	WS05003
						Sampled_Date_Time	21/02/2020	19/03/2020	29/04/2020	12/05/2020	10/06/2020	31/07/2020	13/12/2019	14/01/2020	21/02/2020	26/03/2020	29/04/2020	13/05/2020	10/06/2020
						Sample_Depth_Avg	3.5	3.5	3.5	4.5	4.98	1.6	0.73	0.51	2.5	3.8	3	3	4.07
						Project_ID	LTC - Phase 2	LTC - Phase 2 LTM	LTC - Phase 2 LTM	LTC - Phase 2 LTM	LTC - Phase 2	LTC - Phase 2	LTC - Phase 2	LTC - Phase 2	LTC - Phase 2	LTC - Phase 2 LTM	LTC - Phase 2 LTM	LTC - Phase 2 LTM	LTC - Phase 2
				UK Drinking Water Standards	UK Estuaries and coastal waters EQS	UK Freshwater EQS													
Chem_Group	**Analyte**	**Units**	**MDL**																
	Propazine	µg/L	0.01				-	-	-	-	-	-	-	-	-	-	-	-	-
	Propham	µg/L					-	-	-	-	-	-	-	-	-	-	-	-	-
	Propiconazole	µg/L					-	-	-	-	-	-	-	-	-	-	-	-	-
	Propoxycarbazone-sodium	µg/L					-	-	-	-	-	-	-	-	-	-	-	-	-
	Pursuit	µg/L					-	-	-	-	-	-	-	-	-	-	-	-	-
	Pyriproxyfen	µg/L					-	-	-	-	-	-	-	-	-	-	-	-	-
	Quinclorac	µg/L					-	-	-	-	-	-	-	-	-	-	-	-	-
	Quinoxyfen	µg/L					-	-	-	-	-	-	-	-	-	-	-	-	-
	Savey	µg/L					-	-	-	-	-	-	-	-	-	-	-	-	-
	Sethoxydim	µg/L					-	-	-	-	-	-	-	-	-	-	-	-	-
	Simazine	µg/L	0.01		1[#2]	1[#2]	-	-	-	-	-	-	-	-	-	-	-	-	-
	Tebuthiuron	µg/L					-	-	-	-	-	-	-	-	-	-	-	-	-
	Terbutryn	µg/L	0.01				-	-	-	-	-	-	-	-	-	-	-	-	-
	Terbuthylazine	µg/L					-	-	-	-	-	-	-	-	-	-	-	-	-
	Terbutylazine	µg/L											-	-					
	Phosalone	µg/L	0.01				-	-	-	-	-	-	-	-	-	-	-	-	-
	Phosphamidon	µg/L	0.01				-	-	-	-	-	-	-	-	-	-	-	-	-
	Thiobencarb	µg/L					-	-	-	-	-	-	-	-	-	-	-	-	-
	Thiophanate-methyl	µg/L					-	-	-	-	-	-	-	-	-	-	-	-	-
	Triadimefon	µg/L	0.01				-	-	-	-	-	-	-	-	-	-	-	-	-
	Triadimenol	µg/L					-	-	-	-	-	-	-	-	-	-	-	-	-
	Triallate	µg/L	0.01		0.25[#4]	0.25[#4]	-	-	-	-	-	-	-	-	-	-	-	-	-
	Triasulfuron	µg/L					-	-	-	-	-	-	-	-	-	-	-	-	-
	Tributyl phosphate	µg/L	0.01		50[#4]	50[#4]	-	-	-	-	-	-	-	-	-	-	-	-	-
	Triclopyr	µg/L					-	-	-	-	-	-	-	-	-	-	-	-	-
	Triclosan	µg/L					-	-	-	-	-	-	-	-	-	-	-	-	-
	Trifluralin	µg/L	0.01		0.03[#2]	0.03[#2]	-	-	-	-	-	-	-	-	-	-	-	-	-

						Location	WS05002	WS05002	WS05002	WS05002	WS05002	WS05002	WS05003	WS05003	WS05003	WS05003	WS05003	WS05003	WS05003
						Sampled_Date_Time	21/02/2020	19/03/2020	29/04/2020	12/05/2020	10/06/2020	31/07/2020	13/12/2019	14/01/2020	21/02/2020	26/03/2020	29/04/2020	13/05/2020	10/06/2020
						Sample_Depth_Avg	3.5	3.5	3.5	4.5	4.98	1.6	0.73	0.51	2.5	3.8	3	3	4.07
						Project_ID	LTC - Phase 2	LTC - Phase 2 LTM	LTC - Phase 2 LTM	LTC - Phase 2 LTM	LTC - Phase 2	LTC - Phase 2	LTC - Phase 2	LTC - Phase 2	LTC - Phase 2	LTC - Phase 2 LTM	LTC - Phase 2 LTM	LTC - Phase 2 LTM	LTC - Phase 2
				UK Drinking Water Standards	UK Estuaries and coastal waters EQS	UK Freshwater EQS													
Chem_Group	**Analyte**	**Units**	**MDL**																
	Tebuconazole	µg/L					-	-	-	-	-	-	-	-	-	-	-	-	-
	Telodrin	µg/L	0.01				-	-	-	-	-	-	-	-	-	-	-	-	-
	Triazophos	µg/L	0.01		0.005[#4]	0.005[#4]	-	-	-	-	-	-	-	-	-	-	-	-	-
	Tricyclazole	µg/L					-	-	-	-	-	-	-	-	-	-	-	-	-
Surrogate	Surrogate Value	%					-	-	-	-	-	-	-	-	-	-	-	-	-
SVOC TIC	SVOC TICS - Detect	Detect					-	-	-	-	-	-	-	-	-	-	-	-	-
	SVOC Tentatively Identified Compounds	µg/L	10				-	-	-	-	-	-	-	-	-	-	-	-	-
VOC TIC	VOC TICs - Detect	Detect					-	-	-	-	-	-	-	-	-	-	-	-	-
	VOC Tentatively Identified Compounds	µg/l	10				-	-	-	-	-	-	-	-	-	-	-	-	-
Other	Biochemical Oxygen Demand (5-day test)	µg/L	1000				-	-	-	-	-	-	-	-	-	-	-	-	-
	Redox	mV					-	-	-	-	-	-	-	-	-	-	-	-	-
	Salinity (no units)	PSS-78											2.34	2.39					
	Conductivity @ 20oC	µS/cm	5				13,400	21,000	19,300	17,800	15,700	18,000	3880	3960	2350	4350	7750	6420	8090
	Total Dissolved Solids (Filtered)	mg/L	10				11,200	14,200	14,200	12,700	12,700	16,200	2910	2750	1720	2950	4980	4270	5550
	Biological Oxygen Demand	mg/L	1				<1	<2	<1	<1	<1	<5	9.21	3.64	<3	3.64	<1	<1	<1
	Chemical Oxygen Demand	mg/L	7				184	278	102	29	348	165	1660	281	295	202	133	128	162
	Dissolved Organic Carbon (Filtered)	µg/L	3000				29,800	33,400	32,400	28,900	29,700	26,500	22,600	27,000	58,200	56,700	38,100	42,400	33,000
	pH (Lab)	pH_Units	1	6.5-9.5[#1]	6-8.5(MAC)[#46]	6-9(MAC)[#46]	7.6	7.75	7.75	7.06	7.07	7.16	7.48	7.49	7.34	7.25	7.1	7.32	7.48
	Total Organic Carbon	mg/l	3										-	-					

Environmental Standards Comments

					Location	WS05002	WS05002	WS05002	WS05002	WS05002	WS05002	WS05003	WS05003	WS05003	WS05003	WS05003	WS05003	WS05003
					Sampled_Date_Time	21/02/2020	19/03/2020	29/04/2020	12/05/2020	10/06/2020	31/07/2020	13/12/2019	14/01/2020	21/02/2020	26/03/2020	29/04/2020	13/05/2020	10/06/2020
					Sample_Depth_Avg	3.5	3.5	3.5	4.5	4.98	1.6	0.73	0.51	2.5	3.8	3	3	4.07
					Project_ID	LTC - Phase 2	LTC - Phase 2 LTM	LTC - Phase 2 LTM	LTC - Phase 2 LTM	LTC - Phase 2	LTC - Phase 2	LTC - Phase 2	LTC - Phase 2	LTC - Phase 2	LTC - Phase 2 LTM	LTC - Phase 2 LTM	LTC - Phase 2 LTM	LTC - Phase 2
				UK Drinking Water Standards	UK Estuaries and coastal waters EQS	UK Freshwater EQS												
Chem_Group	**Analyte**	**Units**	**MDL**															

#1:Water Supply (Water Quality) Regulations 2016.
#2:Water Framework Directive (Standards and Classification) Directions (England and Wales) 2015.
#3:Operational Targets and EQS. EA, April 2018
#4:Water Framework Directive (Standards & Classification) Directions (England & Wales) 2015. Dissolved fraction.
#5:Water Framework Directive (Standards & Classification) Directions (England & Wales) 2015. Dissolved fraction. Lowest criteria presented (<40mg/l of CaCO3). See 'further assessment' if criteria exceeded and hardness (CaCO3) data available.
#6:Water Framework Directive (Standards and Classification) Directions (England and Wales) 2015. Dissolved Fraction. If hexavalent chromium (CrVI) data is available, a value of 4.7µg/l may be appropriate for the remaining trivalent chromium (CrIII).
#7:Operational Targets and EQS. EA, April 2018. Dissolved fraction.
#8:Water Framework Directive (Standards and Classification) Directions (England and Wales) 2015. Dissolved Fraction. If DOC >1mg/l then a higher criteria applies [3.76+(2.677x((DOC/2)-0.5))]
#9:Water Framework Directive (Standards & Classification) Directions (England & Wales) 2015. Dissolved & bioavailable (bio) fraction plus background. M-BAT tool to assess: http://wfduk.org/resources/rivers-lakes-metal-bioavailability-assessment-tool-m-bat
#10:Water Framework Directive (Standards & Classification) Directions (England & Wales) 2015. Bioavailable (bio) fraction. M-BAT tool to assess: http://wfduk.org/resources/rivers-lakes-metal-bioavailability-assessment-tool-m-bat
#11:Water Framework Directive (Standards and Classification) Directions (England and Wales) 2015. Dissolved Fraction. MAC adopted in absence of AA value.
#12:Guidelines for Drinking-water Quality, 4th Edition. WHO, 2011. Informal value.
#13:Operational Targets and EQS. EA, April 2018.
#14:Operational Targets and EQS. EA, April 2018. Lowest criteria presented (<200mg/l CaCO3). See 'further assessment' values if criteria exceeded and hardness (CaCO3) data available.
#15:Guidelines for Drinking-water Quality, 4th Edition. WHO, 2011. Based on taste rather than a formal guideline.
#16:Operational Targets and EQS. EA, April 2018. Dissolved plus ambient background concentration. For saltwater, an Ambient Background Concentration of 1.1 µg/l has been used.
#17:Water Framework Directive (Standards and Classification) Directions (England and Wales) 2015. Indicator of 'good' status (90%ile) - Ammonia standard for lakes and rivers (total ammonia as nitrogen).
#18:Operational Targets and EQS. EA, April 2018. Dissolved fraction. Lowest criteria presented (<50 mg/l CaCO3). See 'further assessment' values if criteria exceeded and hardness (CaCO3) data available.
#19:Water Supply (Water Quality) Regulations 2016. As NO3.
#20:Water Supply (Water Quality) Regulations 2016. As NO2

						Location	WS05002	WS05002	WS05002	WS05002	WS05002	WS05002	WS05003	WS05003	WS05003	WS05003	WS05003	WS05003	WS05003
						Sampled_Date_Time	21/02/2020	19/03/2020	29/04/2020	12/05/2020	10/06/2020	31/07/2020	13/12/2019	14/01/2020	21/02/2020	26/03/2020	29/04/2020	13/05/2020	10/06/2020
						Sample_Depth_Avg	3.5	3.5	3.5	4.5	4.98	1.6	0.73	0.51	2.5	3.8	3	3	4.07
						Project_ID	LTC - Phase 2	LTC - Phase 2 LTM	LTC - Phase 2 LTM	LTC - Phase 2 LTM	LTC - Phase 2	LTC - Phase 2	LTC - Phase 2	LTC - Phase 2	LTC - Phase 2	LTC - Phase 2 LTM	LTC - Phase 2 LTM	LTC - Phase 2 LTM	LTC - Phase 2
				UK Drinking Water Standards	UK Estuaries and coastal waters EQS	UK Freshwater EQS													
Chem_Group	**Analyte**	**Units**	**MDL**																

#21:Water Supply (Water Quality) Regulations 2016. As SO4.
#22:Water Supply (Water Quality) Regulations 2016. Value of 0.1µg/l for PAH split between four individual PAH. Requires summation of benzo(b)fluoranthene, benzo(k)fluoranthene, benzo(ghiperylene and indeno(123cd)pyrene to use 0.1µg/l value.
#23:Water Framework Directive (Standards and Classification) Directions (England and Wales) 2015. Benzo(a)pyrene can be considered as a marker for other PAH for comparison with the corresponding AA-EQS in water.
#24:No UK DWS for total petroleum hydrocarbons (TPH), or speciated TPH fractions. A value of 10 µg/l is adopted for sum TPH based on the rescinded Private Water Supply Regulations, 1991.
#25:No UK EQS for total petroleum hydrocarbons (TPH), or speciated TPH fractions. A value of 50 µg/l is adopted for sum TPH protection of surface water based on 50µg/l-1000µg/l (Surface Waters (Abstraction for Drinking Water) Regulations 1989).
#26:Guidelines for Drinking-water Quality, 4th Edition. WHO, 2011
#27:Proposed Environmental Quality Standard, in absence of legislative standard (Ayscough et al., 2002). https://assets.publishing.service.gov.uk/government/uploads/system/uploads/attachment_data/file/291223/sp2-115-tr4-e-e.pdf
#28:Guidelines for Drinking-water Quality, 4th Edition. WHO, 2011. Value of 500µg/l for sum xylenes split between isomers. Requires summation of m,p & o isomers to use 500µg/l value.
#29:Operational Targets and EQS. EA, April 2018. Value of 30µg/l for sum xylenes split between isomers. Requires summation of m,p & o isomers to use 30µg/l value.
#30:The taste and odour threshold of 15µg/l is commonly adopted as a guide.
#31:The taste and odour threshold of 15µg/l is commonly adopted as a guide. In situations where there is no risk to a drinking water supply or aquifer, a PNEC value of 2,600µg/l may be used.
#32:Water Framework Directive (Standards and Classification) Directions (England and Wales) 2015. Value of 140µg/l for tetrachloroethane split between 2 isomers. Requires summation of 2 isomers to use 140µg/l value.
#33:Guidelines for Drinking-water Quality, 4th Edition. WHO, 2011. In Scotland a value of 200µg/l is used (WAT-PS-10-01).
#34:US EPA Regional Screening Levels, May 2019. https://www.epa.gov/risk/regional-screening-levels-rsls-generic-tables
#35:Guidelines for Drinking-water Quality, 4th Edition. WHO, 2011. In Scotland a value of 7µg/l is used (WAT-PS-10-01).
#36:Water Supply (Water Quality) Regulations 2016. Value of 100µg/l for sum trihalomethanes split between individual compounds. Requires summation of chloroform, bromoform, chlorodibromomethane and bromodichloromethane to use 100µg/l value.
#37:Guidelines for Drinking-water Quality, 4th Edition. WHO, 2011. Value of 50µg/l for sum cis & trans-DCE split between isomers. Requires summation of cis & trans-DCE isomers to use 50µg/l value.
#38:Water Supply (Water Quality) Regulations 2016. Value of 10µg/l for sum of TCE & PCE split between individual compounds. Requires summation of TCE & PCE to use 10µg/l value.
#39:Water Framework Directive (Standards and Classification) Directions (England and Wales) 2015. Value of 0.4µg/l for sum isomers split between 3 isomers. Requires summation of isomers to use 0.4µg/l value.
#40:Water Framework Directive (Standards and Classification) Directions (England and Wales) 2015. Value of 20µg/l for sum isomers split between 3 isomers. Requires summation of isomers to use 20µg/l value.
#41:Position statement (WAT-PS-10-01), SEPA August 2014.
#42:Water Framework Directive (Standards and Classification) Directions (England and Wales) 2015. Value of 0.025µg/l for sum DDT isomers split between 4 isomers. Requires summation of 4 isomers to use 0.025µg/l value.
#43:Water Framework Directive (Standards and Classification) Directions (England and Wales) 2015. Value of 0.005µg/l for sum isomers split between 4 isomers. Requires summation of isomers to use 0.005µg/l value.
#44:Water Framework Directive (Standards and Classification) Directions (England and Wales) 2015. Value of 0.01µg/l for sum isomers split between 4 isomers. Requires summation of isomers to use 0.01µg/l value.
#45:Water Framework Directive (Standards and Classification) Directions (England and Wales) 2015. Relates to p,p-DDT (CAS 50-29-3)
#46:Operational Targets and EQS. EA, April 2018. Maximum Allowable Concentration (MAC) adopted in absence of Annual Average (AA) value.

Key

<0.6	Result MDL exceeds GAC
27.8	Result exceeds GAC
-	Determinand not tested for

Notes

Where a range is given a determinand has been analysed for by more than one method

						Location	WS05003	WS05004	WS05004	WS05004	WS05004	WS05004	WS05004	WS05004	WS05004	WS05004	WS05004	WS05005	WS05005
						Sampled_Date_Time	31/07/2020	06/12/2019	15/01/2020	28/02/2020	26/03/2020	29/04/2020	29/04/2020	13/05/2020	11/06/2020	04/08/2020	04/08/2020	13/12/2019	13/01/2020
						Sample_Depth_Avg	1.35	0.2	0.15	3.5	4.6	3.5	3.5	4	4.7	1.2	1.2	4.62	0.58
						Project_ID	LTC - Phase 2 LTM	LTC - Phase 2	LTC - Phase 2	LTC - Phase 2 LTM	LTC - Phase 2 LTM	LTC - Phase 2 LTM	LTC - Phase 2 LTM	LTC - Phase 2	LTC - Phase 2 LTM	LTC - Phase 2 LTM	LTC - Phase 2 LTM	LTC - Phase 2	LTC - Phase 2
				UK Drinking Water Standards	UK Estuaries and coastal waters EQS	UK Freshwater EQS													
Chem_Group	**Analyte**	**Units**	**MDL**																
Metals	Antimony	µg/L	4	5[#1]			-	-	-	<4	-	-	-	-	-	-	-	-	-
	Antimony (Filtered)	µg/L	1	5[#1]				-	-									-	-
	Arsenic	µg/L	2	10[#1]	25[#2]	50[#2]	17.2	-	-	6.95	13.7	8.22	7.6	12.6	12.8	95.3	86.8	-	-
	Arsenic (Filtered)	µg/L	0.5	10[#1]	25[#2]	50[#2]	13.9	4.94	3.57	6.19	10.8	5.79	5.42	11.2	11.2	72.1	61.5	5.25	3.7
	Barium (Filtered)	µg/L	0.2	1300[#3]														-	
	Beryllium (Filtered)	µg/L	0.1															-	
	Boron	µg/L	20	1000[#1]	7000[#4]	2000[#4]	2140	-	-	2120	2250	2120	2140	2330	2400	2940	2930	-	-
	Boron (Filtered)	µg/L	10	1000[#1]	7000[#4]	2000[#4]	2090	2410	373	2280	2230	2210	2060	2350	2350	2510	2540	1510	985
	Cadmium	µg/L	0.5	5[#1]	0.2[#5]	0.08[#6]	<0.5	-	-	<0.5	<0.5	<0.5	<0.5	<0.5	<0.5	<3	<3	-	-
	Cadmium (Filtered)	µg/L	0.08	5[#1]	0.2[#5]	0.08[#6]	<0.08	<0.08	<0.08	<0.08	<0.08	<0.08	<0.08	<0.08	<0.08	<0.08	<0.08	<0.08	<0.08
	Chromium (hexavalent) (Filtered)	µg/L	3		0.6[#5]	3.4[#5]	<3	<3	<3	<3	<3	<3	<3	<3	<3	<3	<3	<6	<3
	Chromium	µg/L	3	50[#1]	0.6[#5]	3.4[#7]	4.08	-	-	5.93	10.1	4.54	4.52	5.24	5.79	24	20.7	-	-
	Chromium (Filtered)	µg/L	1	50[#1]	0.6[#5]	3.4[#7]	1.26	2.07	2.52	3.56	3.26	3.34	3.24	3.49	3.5	2.11	2.53	2.49	3.2
	Chromium (Trivalent) (Filtered)	µg/L	3			4.7[#5]	<3	<3	<3	3.56	3.26	3.34	3.24	3.49	3.5	<3	<3	<3	3.2
	Cobalt (Filtered)	µg/L	0.5		3[#8]	3[#8]	0.988	2.51	0.918	0.926	0.873	0.78	0.705	0.786	0.676	1.41	1.41	5.69	2.44
	Copper	µg/L	1	2000[#1]	3.76[#9]	1(bio)[#10]	4.67	-	-	1.2	2.74	<1	<1	1.13	<1	6.17	6.29	-	-
	Copper (Filtered)	µg/L	0.3	2000[#1]	3.76[#9]	1(bio)[#10]	<0.3	<0.3	6.11	<0.3	<0.3	<0.3	<0.3	<0.3	<0.3	<0.3	2.04	18.1	9.62
	Iron (Filtered)	µg/L	19	200[#1]	1000[#2]	1000[#2]	9220	124	123	22,900	23,900	22,800	21,700	23,200	19,900	3880	3310	19.8	19.5
	Lead	µg/L	1	10[#1]	1.3[#5]	1.2(bio)[#10]	-	-	-	-	-	-	-	-	-	-	-	-	-
	Lead (Filtered)	µg/L	0.2	10[#1]	1.3[#5]	1.2(bio)[#10]	<0.2	<0.2	0.585	<0.2	<0.2	<0.2	<0.2	<0.2	<0.2	<0.2	<0.2	1.56	0.444
	Manganese	µg/L	1	50[#1]		123(bio)[#11]	1070	-	-	1750	2110	1790	1770	1980	1880	1530	1460	-	-
	Manganese (Filtered)	µg/L	3	50[#1]		123(bio)[#11]	1000	1770	19.4	1680	1950	1730	1640	2110	2060	1230	1230	464	345
	Mercury	µg/L	0.02	1[#1]	0.07(MAC)[#12]	0.07(MAC)[#12]	0.0233	-	-	<0.02	<0.02	<0.02	<0.02	<0.02	<0.02	<0.02	<0.02	-	-
	Mercury (Filtered)	µg/L	0.01	1[#1]	0.07(MAC)[#12]	0.07(MAC)[#12]	<0.01	<0.01	<0.01	<0.01	<0.01	<0.01	<0.01	<0.01	<0.01	<0.01	<0.01	<0.01	<0.01
	Molybdenum	µg/L	9	70[#13]			-	-	-	<9	-	-	-	-	-	-	-	-	-
	Molybdenum (Filtered)	µg/L	3	70[#13]				-	-									-	-
	Nickel	µg/L	1	20[#1]	8.6[#5]	4(bio)[#10]	3.07	-	-	2.58	6.7	2.41	2.19	2.39	4.16	20.2	18.8	-	-
	Nickel (Filtered)	µg/L	0.4	20[#1]	8.6[#5]	4(bio)[#10]	2	7.15	10.4	1.96	1.75	1.35	1.25	0.963	1	2.03	2.27	13.6	11.5

						Location	WS05003	WS05004	WS05004	WS05004	WS05004	WS05004	WS05004	WS05004	WS05004	WS05004	WS05004	WS05005	WS05005
						Sampled_Date_Time	31/07/2020	06/12/2019	15/01/2020	28/02/2020	26/03/2020	29/04/2020	29/04/2020	13/05/2020	11/06/2020	04/08/2020	04/08/2020	13/12/2019	13/01/2020
						Sample_Depth_Avg	1.35	0.2	0.15	3.5	4.6	3.5	3.5	4	4.7	1.2	1.2	4.62	0.58
						Project_ID	LTC - Phase 2 LTM	LTC - Phase 2	LTC - Phase 2	LTC - Phase 2 LTM	LTC - Phase 2 LTM	LTC - Phase 2 LTM	LTC - Phase 2 LTM	LTC - Phase 2	LTC - Phase 2 LTM	LTC - Phase 2 LTM	LTC - Phase 2 LTM	LTC - Phase 2	LTC - Phase 2
				UK Drinking Water Standards	UK Estuaries and coastal waters EQS	UK Freshwater EQS													
Chem_Group	**Analyte**	**Units**	**MDL**																
	Selenium	µg/L	1	10[#1]			<1	-	-	-	<1	<1	<1	<1	<1	<6	<6	-	-
	Selenium (Filtered)	µg/L	1	10[#1]			-	<1	1.18	<1	-	-	-	-	-	-	-	1.63	<1
	Strontium (Filtered)	µg/L	1				1440	1900	1210	1740	1910	1770	1700	2060	2280	1830	1880	773	701
	Vanadium	µg/L	5		100[#14]	20[#15]	-	-	-	7.46	-	-	-	-	-	-	-	-	-
	Vanadium (Filtered)	µg/L	1		100[#14]	20[#15]		-	-									-	-
	Zinc	µg/L	5	3000[#16]	7.9[#17]	10.9(bio)[#10]	11.9	-	-	8.5	19.5	9.84	7.68	9.5	13	69.7	60.4	-	-
	Zinc (Filtered)	µg/L	1	3000[#16]	7.9[#17]	10.9(bio)[#10]	-	14.6	6.03	1.42	-	-	-	-	-	-	-	43	3.56
Inorganics	Total Hardness	mg/l	0.35				1330	1630	320	1690	1680	1580	1540	1810	1990	1820	1780	778	748
	Alkalinity (Bicarbonate as CaCO3)	mg/L	2				-	995	290	-	-	-	-	-	-	-	-	1330	720
	Alkalinity (Bicarbonate) as HCO3	mg/L	2				1460	1210	2.44	1100	1150	1150	1120	1320	1270	1390	3780	1620	878
	Alkalinity (total) as CaCO3	mg/L	2				1190			901	940	940	920	1080	1050	1140	3100		
	Ammoniacal Nitrogen as N (Filtered)	mg/L	0.01		0.021[#2]	0.6[#18]	6.54	10.4	1.81	8.06	9.83	9.28	9.1	13	14.9	13.3	13.8	4.1	1.81
	Ammoniacal Nitrogen as NH3	mg/L	0.2				-	-	-	-	-	-	-	-	-	-	-	-	-
	Ammoniacal Nitrogen as NH3 (Filtered)	mg/L	0.01				-	-	-	-	-	-	-	-	-	-	-	-	-
	Bromide (Filtered)	mg/L	0.06				12.7	19.9	3.32	19	20.2	18	18.2	19.6	18.8	18.8	20.6	20.3	7.33
	Calcium (Filtered)	mg/L	0.2				135	170	85.5	158	177	168	160	189	213	158	160	88.6	57
	Chloride (Filtered)	mg/L	0.08	250[#1]		250[#4]	3050	4300	577	3950	4260	4430	4440	4490	4710	4920	5510	3680	1290
	Cyanide (Free) (Filtered)	µg/L	2.5	50[#1]	1[#2]	1[#2]	<2.5	<2.5	<2.5	<2.5	<2.5	<2.5	<2.5	<2.5	<2.5	<2.5	<2.5	<2.5	<2.5
	Cyanide Total (Filtered)	µg/L	5	50[#1]	1[#2]	1[#2]	<5	<5	<5	<5	<5	<5	<5	<5	<5	<5	<5	<5	<5
	cyanides-complex (Filtered)	µg/L	5	50[#1]	1[#2]	1[#2]	<5	<5	<5	<5	<5	<5	<5	<5	<5	<5	<5	<5	<5
	Fluoride (Filtered)	µg/L	500	1500[#1]	5000[#8]	1000[#19]	760	<500	<500	<500	<500	<500	<500	<500	<500	<500	<500	565	658
	Iodide	mg/L					<0.1	<0.1	<0.1	<0.1	<0.1	<0.1	<0.1	<0.1	<0.1	<0.1	<0.1	<0.1	<0.1
	Magnesium (Filtered)	mg/L	0.036				227	280	17.3	263	286	255	271	294	340	411	356	124	75.3
	Nitrate (as N) (Filtered)	mg/L	0.0677				<0.3	<0.0677	0.0699	<0.3	<0.3	<0.3	<0.3	<0.3	<0.3	<0.3	<0.3	<0.0677	0.114
	Nitrate (as NO3-) (Filtered)	mg/L	0.3	50(NO3)[#20]			-	<0.3	0.309	-	-	-	-	-	-	-	-	<0.3	0.503
	Nitrite (as NO2-) (Filtered)	mg/L	0.04	0.5(NO2)[#21]				-	-									-	-
	Phosphorus	µg/L	20				5890	-	-	-	9680	10,000	9780	9970	11,100	5700	5200	-	-

						Location	WS05003	WS05004	WS05004	WS05004	WS05004	WS05004	WS05004	WS05004	WS05004	WS05004	WS05004	WS05005	WS05005
						Sampled_Date_Time	31/07/2020	06/12/2019	15/01/2020	28/02/2020	26/03/2020	29/04/2020	29/04/2020	13/05/2020	11/06/2020	04/08/2020	04/08/2020	13/12/2019	13/01/2020
						Sample_Depth_Avg	1.35	0.2	0.15	3.5	4.6	3.5	3.5	4	4.7	1.2	1.2	4.62	0.58
						Project_ID	LTC - Phase 2 LTM	LTC - Phase 2	LTC - Phase 2	LTC - Phase 2 LTM	LTC - Phase 2 LTM	LTC - Phase 2 LTM	LTC - Phase 2 LTM	LTC - Phase 2	LTC - Phase 2 LTM	LTC - Phase 2 LTM	LTC - Phase 2 LTM	LTC - Phase 2	LTC - Phase 2
				UK Drinking Water Standards	UK Estuaries and coastal waters EQS	UK Freshwater EQS													
Chem_Group	**Analyte**	**Units**	**MDL**																
	Phosphorus (Filtered)	µg/L	10				5490	-	-	-	8160	9570	10,400	9240	11,100	4730	4490	-	-
	Potassium (Filtered)	mg/L	0.2				99.4	107	64.2	88.6	96.2	102	97.2	111	118	107	112	68.2	54.8
	Sodium (Filtered)	mg/L	0.076	200[#1]			2190	2390	411	2410	2390	2100	2230	2430	2850	3570	3090	1110	872
	Sulphate (Filtered)	mg/L	2	250(SO4)[#22]		400[#4]	227	327	150	316	290	224	229	191	148	167	135	221	229
	Orthophosphate as P (Filtered)	µg/L	20				-	2020	<20	46.3	-	-	-	-	-	-	-	1320	115
PAH	Naphthalene	µg/L	0.01		2[#2]	2[#2]	<0.02	<0.2	0.0442	0.0129	<0.01	0.0123	0.0133	0.0263	<0.01	<0.01	<0.01	<0.01	0.0178
	Acenaphthene	µg/L	0.005			No UK EQS	<0.01	<0.1	<0.005	<0.005	<0.005	<0.005	<0.005	<0.005	<0.005	<0.005	<0.005	<0.005	<0.005
	Acenaphthylene	µg/L	0.005			No UK EQS	<0.01	<0.1	0.0155	<0.005	<0.005	<0.005	<0.005	<0.005	<0.005	<0.005	<0.005	<0.005	<0.005
	Fluoranthene	µg/L	0.005		0.0063[#2]	0.0063[#2]	<0.01	<0.1	0.0227	<0.005	<0.005	<0.005	<0.005	<0.005	<0.005	<0.005	<0.005	0.0904	0.0259
	Anthracene	µg/L	0.005		0.1[#2]	0.1[#2]	<0.01	<0.1	<0.005	<0.005	<0.005	<0.005	<0.005	<0.005	<0.005	<0.005	<0.005	0.00807	<0.005
	Phenanthrene	µg/L	0.005			No UK EQS	<0.01	<0.1	<0.005	<0.005	<0.005	<0.005	<0.005	<0.005	<0.005	<0.005	<0.005	0.0294	0.0152
	Fluorene	µg/L	0.005			No UK EQS	<0.01	<0.1	<0.005	<0.005	<0.005	<0.005	<0.005	<0.005	<0.005	<0.005	<0.005	<0.005	<0.005
	Chrysene	µg/L	0.005			No UK EQS	<0.01	<0.1	<0.005	<0.005	<0.005	<0.005	<0.005	<0.005	<0.005	<0.005	<0.005	0.0572	<0.005
	Pyrene	µg/L	0.005			No UK EQS	<0.01	<0.1	0.0229	<0.005	<0.005	<0.005	<0.005	<0.005	<0.005	<0.005	<0.005	0.0949	0.0254
	Benzo(a)anthracene	µg/L	0.005			No UK EQS	<0.01	<0.1	<0.005	<0.005	<0.005	<0.005	<0.005	<0.005	<0.005	<0.005	<0.005	0.0433	<0.005
	Benzo(b)fluoranthene	µg/L	0.005	0.025[#23]	See BaP[#24]	See BaP[#24]	<0.01	<0.1	<0.005	<0.005	<0.005	<0.005	0.00723	<0.005	<0.005	<0.005	<0.005	0.112	<0.005
	Benzo(k)fluoranthene	µg/L	0.005	0.025[#23]	See BaP[#24]	See BaP[#24]	<0.01	<0.1	<0.005	<0.005	<0.005	<0.005	<0.005	<0.005	<0.005	<0.005	<0.005	0.0466	<0.005
	Benzo(a)pyrene	µg/L	0.002	0.01[#1]	0.00017[#24]	0.00017[#24]	<0.004	<0.04	<0.002	<0.002	<0.002	<0.002	<0.002	<0.002	<0.002	<0.002	<0.002	0.0723	<0.002
	Dibenz(a,h)anthracene	µg/L	0.005			No UK EQS	<0.01	<0.1	<0.005	<0.005	<0.005	<0.005	<0.005	<0.005	<0.005	<0.005	<0.005	0.00881	<0.005
	Benzo(g,h,i)perylene	µg/L	0.005	0.025[#23]	See BaP[#24]	See BaP[#24]	<0.01	<0.1	<0.005	<0.005	<0.005	<0.005	<0.005	<0.005	<0.005	<0.005	<0.005	0.0664	<0.005
	Indeno(1,2,3-c,d)pyrene	µg/L	0.005	0.025[#23]	See BaP[#24]	See BaP[#24]	<0.01	<0.1	<0.005	<0.005	<0.005	<0.005	<0.005	<0.005	<0.005	<0.005	<0.005	0.0421	<0.005
	PAH 16 Total	µg/L	0.082				<0.164	<1.64	0.105	<0.082	<0.082	<0.082	<0.082	<0.082	<0.082	<0.082	<0.082	0.671	0.0843
TPH CWG	>C5-C6 Aliphatics	µg/L	10	See TPH	See TPH	See TPH	<10	<10	<10	<10	<10	<10	<10	<10	<10	<10	<10	<10	<10
	>C6-C8 Aliphatics	µg/L	10	See TPH	See TPH	See TPH	<10	<10	<10	<10	<10	<10	<10	<10	<10	<10	<10	<10	<10
	>C8-C10 Aliphatics	µg/L	10	See TPH	See TPH	See TPH	<10	<10	<10	<10	<10	<10	<10	<10	<10	<10	<10	<10	<10
	>C10-C12 Aliphatics	µg/L	10	See TPH	See TPH	See TPH	<10	<10	<10	<10	<10	<10	<10	<10	<10	<10	<10	<10	<10
	>C12-C16 Aliphatics	µg/L	10	See TPH	See TPH	See TPH	<20	24	<10	<10	<10	<10	<10	<10	<10	<10	<10	<10	<10

						Location	WS05003	WS05004	WS05004	WS05004	WS05004	WS05004	WS05004	WS05004	WS05004	WS05004	WS05004	WS05005	WS05005
						Sampled_Date_Time	31/07/2020	06/12/2019	15/01/2020	28/02/2020	26/03/2020	29/04/2020	29/04/2020	13/05/2020	11/06/2020	04/08/2020	04/08/2020	13/12/2019	13/01/2020
						Sample_Depth_Avg	1.35	0.2	0.15	3.5	4.6	3.5	3.5	4	4.7	1.2	1.2	4.62	0.58
						Project_ID	LTC - Phase 2 LTM	LTC - Phase 2	LTC - Phase 2	LTC - Phase 2 LTM	LTC - Phase 2 LTM	LTC - Phase 2 LTM	LTC - Phase 2 LTM	LTC - Phase 2	LTC - Phase 2 LTM	LTC - Phase 2 LTM	LTC - Phase 2 LTM	LTC - Phase 2	LTC - Phase 2
				UK Drinking Water Standards	UK Estuaries and coastal waters EQS	UK Freshwater EQS													
Chem_Group	**Analyte**	**Units**	**MDL**																
	>C16-C21 Aliphatics	µg/L	10	See TPH	See TPH	See TPH	<20	94	<10	<10	<10	<10	<10	<10	<10	<10	<10	30	<10
	>C21-C35 Aliphatics	µg/L	10	See TPH	See TPH	See TPH	<20	741	75	<10	<10	<10	<10	<10	40	<10	<10	499	20
	>C16-C35 Aliphatics	µg/L	10				<20	835	75	<10	<10	<10	<10	<10	40	<10	<10	529	20
	Total Aliphatics >C12-C35	µg/L	10				<20	859	75	<10	<10	<10	<10	<10	40	<10	<10	529	20
	>EC5-EC7 Aromatics	µg/L	10				-			-	-	-	-	-	-	-	-		
	>EC6-EC7 Aromatics	µg/L	10				<10	<10	<10	<10	<10	<10	<10	<10	<10	<10	<10	<10	<10
	>EC7-EC8 Aromatics	µg/L	10	See TPH	See TPH	See TPH	<10	<10	<10	<10	<10	<10	<10	<10	<10	<10	<10	<10	<10
	>EC8-EC10 Aromatics	µg/L	10	See TPH	See TPH	See TPH	<10	<10	<10	<10	<10	<10	<10	<10	<10	<10	<10	<10	<10
	>EC10-EC12 Aromatics	µg/L	10	See TPH	See TPH	See TPH	<10	<10	<10	<10	<10	<10	<10	<10	<10	<10	<10	<10	<10
	>EC12-EC16 Aromatics	µg/L	10	See TPH	See TPH	See TPH	<20	<10	<10	<10	<10	<10	<10	<10	<10	<10	<10	<10	<10
	>EC16-EC21 Aromatics	µg/L	10	See TPH	See TPH	See TPH	<20	<10	<10	<10	<10	<10	<10	<10	<10	<10	<10	<10	<10
	>EC21-EC35 Aromatics	µg/L	10	See TPH	See TPH	See TPH	<20	207	271	<10	<10	<10	<10	<10	<10	<10	<10	38	106
	Total Aromatics >EC12-EC35	µg/L	10				<20	207	271	<10	<10	<10	<10	<10	<10	<10	<10	38	106
	TPH >C5-C35 Aliphatics/Aromatics	µg/L	10	|10[#25]	|50[#26]	|50[#26]	<10	1070	370	<10	11	<10	<10	<10	56	<10	<10	573	126
TPH	GRO >C5-12	µg/L	50				<50	<50	<50	<50	<50	<50	<50	<50	<50	<50	<50	<50	<50
BTEX and MTBE	Benzene	µg/L	1	1[#1]	8[#2]	10[#2]	<7	<7	<7	<7	<7	<7	<7	<7	<7	<7	<7	<7	<7
	Toluene	µg/L	1	700[#3]	74[#2]	74[#2]	<4	<4	<4	<4	<4	<4	<4	<4	<4	<4	<4	<4	<4
	Ethylbenzene	µg/L	1	300[#3]	20[#27]	20[#27]	<5	<5	<5	<5	<5	<5	<5	<5	<5	<5	<5	<5	<5
	Xylene (m & p)	µg/L	1	250[#28]	15[#29]	15[#29]	<8	<8	<8	<8	<8	<8	<8	<8	<8	<8	<8	<8	<8
	Xylene (o)	µg/L	1	250[#28]	15[#29]	15[#29]	<3	<3	<3	<3	<3	<3	<3	<3	<3	<3	<3	<3	<3
	Xylene Total	µg/L	2	500[#3]	30[#4]	30[#4]	<11	<11	<11	<11	<11	<11	<11	<11	<11	<11	<11	<11	<11
	MTBE	µg/L	1	15[#30]	15[#30]	15[#31]	<3	<3	<3	<3	<3	<3	<3	<3	<3	<3	<3	<3	<3
	Total BTEX	µg/L	28				<28	<28	<28	<28	<28	<28	<28	<28	<28	<28	<28	<28	<28
VOC	Styrene	µg/L	1		50[#4]	50[#4]	-	-	-	-	-	-	-	-	-	-	-	-	-
	cis-1,3-dichloropropene	µg/L	1				-	-	-	-	-	-	-	-	-	-	-	-	-
	trans-1,3-dichloropropene	µg/L	1				-	-	-	-	-	-	-	-	-	-	-	-	-
	1,1,1,2-tetrachloroethane	µg/L	1			70[#32]	-	-	-	-	-	-	-	-	-	-	-	-	-

						Location	WS05003	WS05004	WS05004	WS05004	WS05004	WS05004	WS05004	WS05004	WS05004	WS05004	WS05004	WS05005	WS05005
						Sampled_Date_Time	31/07/2020	06/12/2019	15/01/2020	28/02/2020	26/03/2020	29/04/2020	29/04/2020	13/05/2020	11/06/2020	04/08/2020	04/08/2020	13/12/2019	13/01/2020
						Sample_Depth_Avg	1.35	0.2	0.15	3.5	4.6	3.5	3.5	4	4.7	1.2	1.2	4.62	0.58
						Project_ID	LTC - Phase 2 LTM	LTC - Phase 2	LTC - Phase 2	LTC - Phase 2 LTM	LTC - Phase 2 LTM	LTC - Phase 2 LTM	LTC - Phase 2 LTM	LTC - Phase 2	LTC - Phase 2 LTM	LTC - Phase 2 LTM	LTC - Phase 2 LTM	LTC - Phase 2	LTC - Phase 2
				UK Drinking Water Standards	UK Estuaries and coastal waters EQS	UK Freshwater EQS													
Chem_Group	**Analyte**	**Units**	**MDL**																
	1,1,1-trichloroethane	µg/L	1	2000[#33]	100[#4]	100[#4]	-	-	-	-	-	-	-	-	-	-	-	-	-
	1,1,2,2-tetrachloroethane	µg/L	1			70[#32]	-	-	-	-	-	-	-	-	-	-	-	-	-
	1,1,2-trichloroethane	µg/L	1		300[#4]	400[#4]	-	-	-	-	-	-	-	-	-	-	-	-	-
	1,1-dichloroethane	µg/L	1	2.8[#34]			-	-	-	-	-	-	-	-	-	-	-	-	-
	1,1-dichloroethene	µg/L	1	140[#35]			-	-	-	-	-	-	-	-	-	-	-	-	-
	1,1-dichloropropene	µg/L	1				-	-	-	-	-	-	-	-	-	-	-	-	-
	1,2,3-trichloropropane	µg/L	1				-	-	-	-	-	-	-	-	-	-	-	-	-
	1,2,4-trimethylbenzene	µg/L	1				-	-	-	-	-	-	-	-	-	-	-	-	-
	1,2-dibromo-3-chloropropane	µg/L	1				-	-	-	-	-	-	-	-	-	-	-	-	-
	1,2-dibromoethane	µg/L	1				-	-	-	-	-	-	-	-	-	-	-	-	-
	1,2-dichloroethane	µg/L	1	3[#1]	10[#2]	10[#2]	-	-	-	-	-	-	-	-	-	-	-	-	-
	1,2-dichloropropane	µg/L	1				-	-	-	-	-	-	-	-	-	-	-	-	-
	1,3,5-trimethylbenzene	µg/L	1				-	-	-	-	-	-	-	-	-	-	-	-	-
	1,3-dichloropropane	µg/L	1				-	-	-	-	-	-	-	-	-	-	-	-	-
	2,2-dichloropropane	µg/L	1				-	-	-	-	-	-	-	-	-	-	-	-	-
	2-chlorotoluene	µg/L	1				-	-	-	-	-	-	-	-	-	-	-	-	-
	4-chlorotoluene	µg/L	1				-	-	-	-	-	-	-	-	-	-	-	-	-
	Bromobenzene	µg/L	1				-	-	-	-	-	-	-	-	-	-	-	-	-
	Bromochloromethane	µg/L	1				-	-	-	-	-	-	-	-	-	-	-	-	-
	Bromodichloromethane	µg/L	1	25[#36]			-	-	-	-	-	-	-	-	-	-	-	-	-
	Bromoform	µg/L	1	25[#36]			-	-	-	-	-	-	-	-	-	-	-	-	-
	Bromomethane	µg/L	1				-	-	-	-	-	-	-	-	-	-	-	-	-
	Carbon disulfide	µg/L	1				-	-	-	-	-	-	-	-	-	-	-	-	-
	Carbon tetrachloride	µg/L	1	3[#1]	12[#2]	12[#2]	-	-	-	-	-	-	-	-	-	-	-	-	-
	Chlorodibromomethane	µg/L	1	25[#36]			-	-	-	-	-	-	-	-	-	-	-	-	-
	Chloroethane	µg/L	1				-	-	-	-	-	-	-	-	-	-	-	-	-
	Chloroform	µg/L	1	25[#36]	2.5[#2]	2.5[#2]	-	-	-	-	-	-	-	-	-	-	-	-	-

						Location	WS05003	WS05004	WS05004	WS05004	WS05004	WS05004	WS05004	WS05004	WS05004	WS05004	WS05004	WS05005	WS05005
						Sampled_Date_Time	31/07/2020	06/12/2019	15/01/2020	28/02/2020	26/03/2020	29/04/2020	29/04/2020	13/05/2020	11/06/2020	04/08/2020	04/08/2020	13/12/2019	13/01/2020
						Sample_Depth_Avg	1.35	0.2	0.15	3.5	4.6	3.5	3.5	4	4.7	1.2	1.2	4.62	0.58
						Project_ID	LTC - Phase 2 LTM	LTC - Phase 2	LTC - Phase 2	LTC - Phase 2 LTM	LTC - Phase 2 LTM	LTC - Phase 2 LTM	LTC - Phase 2 LTM	LTC - Phase 2	LTC - Phase 2 LTM	LTC - Phase 2 LTM	LTC - Phase 2 LTM	LTC - Phase 2	LTC - Phase 2
				UK Drinking Water Standards	UK Estuaries and coastal waters EQS	UK Freshwater EQS													
Chem_Group	**Analyte**	**Units**	**MDL**																
	Chloromethane	µg/L	1				-	-	-	-	-	-	-	-	-	-	-	-	-
	cis-1,2-dichloroethene	µg/L	1	25[#37]			-	-	-	-	-	-	-	-	-	-	-	-	-
	Dibromomethane	µg/L	1				-	-	-	-	-	-	-	-	-	-	-	-	-
	Dichlorodifluoromethane	µg/L	1				-	-	-	-	-	-	-	-	-	-	-	-	-
	Dichloromethane	µg/L	3		20[#2]	20[#2]	-	-	-	-	-	-	-	-	-	-	-	-	-
	Isopropylbenzene	µg/L	1				-	-	-	-	-	-	-	-	-	-	-	-	-
	n-butylbenzene	µg/L	1				-	-	-	-	-	-	-	-	-	-	-	-	-
	n-propylbenzene	µg/L	1				-	-	-	-	-	-	-	-	-	-	-	-	-
	p-isopropyltoluene	µg/L	1				-	-	-	-	-	-	-	-	-	-	-	-	-
	sec-butylbenzene	µg/L	1				-	-	-	-	-	-	-	-	-	-	-	-	-
	Trichloroethene	µg/L	1	5[#38]	10[#2]	10[#2]	-	-	-	-	-	-	-	-	-	-	-	-	-
	tert-butylbenzene	µg/L	1				-	-	-	-	-	-	-	-	-	-	-	-	-
	Tetrachloroethene	µg/L	1	5[#38]	10[#2]	10[#2]	-	-	-	-	-	-	-	-	-	-	-	-	-
	trans-1,2-dichloroethene	µg/L	1	25[#37]			-	-	-	-	-	-	-	-	-	-	-	-	-
	Trichlorofluoromethane	µg/L	1				-	-	-	-	-	-	-	-	-	-	-	-	-
	Vinyl chloride	µg/L	1	0.5[#1]			-	-	-	-	-	-	-	-	-	-	-	-	-
	tert-Amyl methyl ether	µg/L	1				-	-	-	-	-	-	-	-	-	-	-	-	-
VOC/SVOC	1,2,3-trichlorobenzene	µg/L	0.01		0.13[#39]	0.13[#39]	-	-	-	-	-	-	-	-	-	-	-	-	-
	1,2,4-trichlorobenzene	µg/L	0.01		0.13[#39]	0.13[#39]	-	-	-	-	-	-	-	-	-	-	-	-	-
	1,2-dichlorobenzene	µg/L	1		6.7[#40]	6.7[#40]	-	-	-	-	-	-	-	-	-	-	-	-	-
	1,3,5-Trichlorobenzene	µg/L	0.01		0.13[#39]	0.13[#39]	-	-	-	-	-	-	-	-	-	-	-	-	-
	1,3-dichlorobenzene	µg/L	1		6.7[#40]	6.7[#40]	-	-	-	-	-	-	-	-	-	-	-	-	-
	1,4-dichlorobenzene	µg/L	1		6.7[#40]	6.7[#40]	-	-	-	-	-	-	-	-	-	-	-	-	-
	Chlorobenzene	µg/L	1	100[#41]			-	-	-	-	-	-	-	-	-	-	-	-	-
	Hexachlorobutadiene	µg/L	0.01		0.6(MAC)[#12]	0.6(MAC)[#12]	-	-	-	-	-	-	-	-	-	-	-	-	-
SVOC	4-bromophenyl phenyl ether	µg/L	1				-	-	-	-	-	-	-	-	-	-	-	-	-
	4-nitroaniline	µg/L	1				-	-	-	-	-	-	-	-	-	-	-	-	-

						Location	WS05003	WS05004	WS05004	WS05004	WS05004	WS05004	WS05004	WS05004	WS05004	WS05004	WS05004	WS05005	WS05005
						Sampled_Date_Time	31/07/2020	06/12/2019	15/01/2020	28/02/2020	26/03/2020	29/04/2020	29/04/2020	13/05/2020	11/06/2020	04/08/2020	04/08/2020	13/12/2019	13/01/2020
						Sample_Depth_Avg	1.35	0.2	0.15	3.5	4.6	3.5	3.5	4	4.7	1.2	1.2	4.62	0.58
						Project_ID	LTC - Phase 2 LTM	LTC - Phase 2	LTC - Phase 2	LTC - Phase 2 LTM	LTC - Phase 2 LTM	LTC - Phase 2 LTM	LTC - Phase 2 LTM	LTC - Phase 2	LTC - Phase 2 LTM	LTC - Phase 2 LTM	LTC - Phase 2 LTM	LTC - Phase 2	LTC - Phase 2
				UK Drinking Water Standards	UK Estuaries and coastal waters EQS	UK Freshwater EQS													
Chem_Group	**Analyte**	**Units**	**MDL**																
	4-nitrophenol	µg/L	1				-	-	-	-	-	-	-	-	-	-	-	-	-
	2,4,5-trichlorophenol	µg/L	1				-	-	-	-	-	-	-	-	-	-	-	-	-
	2,4,6-trichlorophenol	µg/L	1				-	-	-	-	-	-	-	-	-	-	-	-	-
	2,4-dichlorophenol	µg/L	1		0.42[#2]	4.2[#2]	-	-	-	-	-	-	-	-	-	-	-	-	-
	2,4-dimethylphenol	µg/L	1				-	-	-	-	-	-	-	-	-	-	-	-	-
	2,4-dinitrotoluene	µg/L	1				-	-	-	-	-	-	-	-	-	-	-	-	-
	2,6-dinitrotoluene	µg/L	1				-	-	-	-	-	-	-	-	-	-	-	-	-
	2-chloronaphthalene	µg/L	1				-	-	-	-	-	-	-	-	-	-	-	-	-
	2-chlorophenol	µg/L	1		50[#4]	50[#4]	-	-	-	-	-	-	-	-	-	-	-	-	-
	2-methylnaphthalene	µg/L	1				-	-	-	-	-	-	-	-	-	-	-	-	-
	2-methylphenol	µg/L	1				-	-	-	-	-	-	-	-	-	-	-	-	-
	2-nitroaniline	µg/L	1				-	-	-	-	-	-	-	-	-	-	-	-	-
	2-nitrophenol	µg/L	1				-	-	-	-	-	-	-	-	-	-	-	-	-
	3-nitroaniline	µg/L	1				-	-	-	-	-	-	-	-	-	-	-	-	-
	4,6-Dinitro-2-methylphenol	µg/L					-	-	-	-	-	-	-	-	-	-	-	-	-
	4-chloro-3-methylphenol	µg/L	1		40[#4]	40[#4]	-	-	-	-	-	-	-	-	-	-	-	-	-
	4-chloroaniline	µg/L	1				-	-	-	-	-	-	-	-	-	-	-	-	-
	4-chlorophenyl phenyl ether	µg/L	1				-	-	-	-	-	-	-	-	-	-	-	-	-
	4-methylphenol	µg/L	1				-	-	-	-	-	-	-	-	-	-	-	-	-
	Azobenzene	µg/L	1				-	-	-	-	-	-	-	-	-	-	-	-	-
	Bis(2-chloroethoxy) methane	µg/L	1				-	-	-	-	-	-	-	-	-	-	-	-	-
	Bis(2-chloroethyl)ether	µg/L	1				-	-	-	-	-	-	-	-	-	-	-	-	-
	Bis(2-ethylhexyl) phthalate	µg/L	2		1.3[#2]	1.3[#2]	-	-	-	-	-	-	-	-	-	-	-	-	-
	Butyl benzyl phthalate	µg/L	1		0.75[#2]	7.5[#2]	-	-	-	-	-	-	-	-	-	-	-	-	-
	Carbazole	µg/L	1				-	-	-	-	-	-	-	-	-	-	-	-	-
	Dibenzofuran	µg/L	1				-	-	-	-	-	-	-	-	-	-	-	-	-
	Diethylphthalate	µg/L	1		200[#4]	200[#4]	-	-	-	-	-	-	-	-	-	-	-	-	-

						Location	WS05003	WS05004	WS05004	WS05004	WS05004	WS05004	WS05004	WS05004	WS05004	WS05004	WS05004	WS05005	WS05005
						Sampled_Date_Time	31/07/2020	06/12/2019	15/01/2020	28/02/2020	26/03/2020	29/04/2020	29/04/2020	13/05/2020	11/06/2020	04/08/2020	04/08/2020	13/12/2019	13/01/2020
						Sample_Depth_Avg	1.35	0.2	0.15	3.5	4.6	3.5	3.5	4	4.7	1.2	1.2	4.62	0.58
						Project_ID	LTC - Phase 2 LTM	LTC - Phase 2	LTC - Phase 2	LTC - Phase 2 LTM	LTC - Phase 2 LTM	LTC - Phase 2 LTM	LTC - Phase 2 LTM	LTC - Phase 2	LTC - Phase 2 LTM	LTC - Phase 2 LTM	LTC - Phase 2 LTM	LTC - Phase 2	LTC - Phase 2
				UK Drinking Water Standards	UK Estuaries and coastal waters EQS	UK Freshwater EQS													
Chem_Group	**Analyte**	**Units**	**MDL**																
	Dimethyl phthalate	µg/L	1		800[#4]	800[#4]	-	-	-	-	-	-	-	-	-	-	-	-	-
	Di-n-butyl phthalate	µg/L	1		8[#4]	8[#4]	-	-	-	-	-	-	-	-	-	-	-	-	-
	Di-n-octyl phthalate	µg/L	5		20[#4]	20[#4]	-	-	-	-	-	-	-	-	-	-	-	-	-
	Hexachlorobenzene	µg/L	0.01		0.05(MAC)[#12]	0.05(MAC)[#12]	-	-	-	-	-	-	-	-	-	-	-	-	-
	Hexachlorocyclopentadiene	µg/L	1				-	-	-	-	-	-	-	-	-	-	-	-	-
	Hexachloroethane	µg/L	1				-	-	-	-	-	-	-	-	-	-	-	-	-
	Isophorone	µg/L	1				-	-	-	-	-	-	-	-	-	-	-	-	-
	Nitrobenzene	µg/L	1				-	-	-	-	-	-	-	-	-	-	-	-	-
	N-nitrosodi-n-propylamine	µg/L	1				-	-	-	-	-	-	-	-	-	-	-	-	-
	Pentachlorobenzene	µg/L	0.01		0.0007[#2]	0.007[#2]	-	-	-	-	-	-	-	-	-	-	-	-	-
	Pentachloronitrobenzene	µg/L	0.01				-	-	-	-	-	-	-	-	-	-	-	-	-
	Pentachlorophenol	µg/L	1		0.4[#2]	0.4[#2]	-	-	-	-	-	-	-	-	-	-	-	-	-
PCB	Heptachlorobiphenyl, 2,3,3,4,4,5,5- (PCB 189)	µg/L	0.015				-	-	-	-	-	-	-	-	-	-	-	-	-
	Hexachlorobiphenyl, 2,3,3,4,4,5- (PCB 156)	µg/L	0.015				-	-	-	-	-	-	-	-	-	-	-	-	-
	Hexachlorobiphenyl, 2,3,3,4,4,5- (PCB 157)	µg/L	0.015				-	-	-	-	-	-	-	-	-	-	-	-	-
	Hexachlorobiphenyl, 2,3,4,4,5,5- (PCB 167)	µg/L	0.015				-	-	-	-	-	-	-	-	-	-	-	-	-
	Hexachlorobiphenyl, 3,3,4,4,5,5- (PCB 169)	µg/L	0.015				-	-	-	-	-	-	-	-	-	-	-	-	-
	PCB 101	µg/L	0.015				-	-	-	-	-	-	-	-	-	-	-	-	-
	PCB 118	µg/L	0.015				-	-	-	-	-	-	-	-	-	-	-	-	-
	PCB 138	µg/L	0.015				-	-	-	-	-	-	-	-	-	-	-	-	-
	PCB 153	µg/L	0.015				-	-	-	-	-	-	-	-	-	-	-	-	-
	PCB 180	µg/L	0.015				-	-	-	-	-	-	-	-	-	-	-	-	-
	PCB 28	µg/L	0.015				-	-	-	-	-	-	-	-	-	-	-	-	-
	PCB 52	µg/L	0.015				-	-	-	-	-	-	-	-	-	-	-	-	-
	Pentachlorobiphenyl, 2,3,3,4,4- (PCB 105)	µg/L	0.015				-	-	-	-	-	-	-	-	-	-	-	-	-
	Pentachlorobiphenyl, 2,3,4,4,5- (PCB 114)	µg/L	0.015				-	-	-	-	-	-	-	-	-	-	-	-	-
	Pentachlorobiphenyl, 2,3,4,4,5- (PCB 123)	µg/L	0.015				-	-	-	-	-	-	-	-	-	-	-	-	-

						Location	WS05003	WS05004	WS05004	WS05004	WS05004	WS05004	WS05004	WS05004	WS05004	WS05004	WS05004	WS05005	WS05005
						Sampled_Date_Time	31/07/2020	06/12/2019	15/01/2020	28/02/2020	26/03/2020	29/04/2020	29/04/2020	13/05/2020	11/06/2020	04/08/2020	04/08/2020	13/12/2019	13/01/2020
						Sample_Depth_Avg	1.35	0.2	0.15	3.5	4.6	3.5	3.5	4	4.7	1.2	1.2	4.62	0.58
						Project_ID	LTC - Phase 2 LTM	LTC - Phase 2	LTC - Phase 2	LTC - Phase 2 LTM	LTC - Phase 2 LTM	LTC - Phase 2 LTM	LTC - Phase 2 LTM	LTC - Phase 2	LTC - Phase 2 LTM	LTC - Phase 2 LTM	LTC - Phase 2 LTM	LTC - Phase 2	LTC - Phase 2
				UK Drinking Water Standards	UK Estuaries and coastal waters EQS	UK Freshwater EQS													
Chem_Group	**Analyte**	**Units**	**MDL**																
	Pentachlorobiphenyl, 3,3,4,4,5- (PCB 126)	µg/L	0.015				-	-	-	-	-	-	-	-	-	-	-	-	-
	Tetrachlorobiphenyl, 3,3,4,4- (PCB 77)	µg/L	0.015				-	-	-	-	-	-	-	-	-	-	-	-	-
	Tetrachlorobiphenyl, 3,4,4,5- (PCB 81)	µg/L	0.015				-	-	-	-	-	-	-	-	-	-	-	-	-
	Total PCB 7 Congeners	µg/L	0.105				-	-	-	-	-	-	-	-	-	-	-	-	-
Phenolics	Xylenols (Filtered)	µg/L	0.5				<0.5	<0.5	<0.5	<0.5	<0.5	<0.5	<0.5	<0.5	<0.5	0.71	1.76	<0.5	<0.5
	Cresol Total (Filtered)	µg/L	0.5				<0.5	<0.5	10.8	<0.5	<0.5	<0.5	<0.5	<0.5	<0.5	<0.5	<0.5	<0.5	0.62
	Phenol	µg/L	1	5800[#34]	7.7[#2]	7.7[#2]	-	-	-	-	-	-	-	-	-	-	-	-	-
	Phenol (Filtered)	µg/L	0.5	5800[#34]	7.7[#2]	7.7[#2]	<0.5	<0.5	1.57	<0.5	<0.5	<0.5	<0.5	<0.5	<0.5	<0.5	<0.5	0.59	<0.5
	Phenols Monohydric (Filtered)	µg/L	0.5				<0.5	<0.5	12.4	<0.5	<0.5	<0.5	<0.5	<0.5	<0.5	0.71	1.76	0.59	0.62
Organotins	Tributyltin	µg/L	0.001		0.0002[#2]	0.0002[#2]	-	-	-	-	-	-	-	-	-	-	-	-	-
Biological	Coliforms Total (Confirmed)	CFU/100mL					-	-	-	-	-	-	-	-	-	-	-	-	-
	Coliforms Total (Presumptive)	CFU/100mL					-	-	-	-	-	-	-	-	-	-	-	-	-
	Escherichia coli (Confirmed)	CFU/100mL					-	-	-	-	-	-	-	-	-	-	-	-	-
	Escherichia coli (Presumptive)	CFU/100mL					-	-	-	-	-	-	-	-	-	-	-	-	-
	Faecal streptococci (Confirmed)	CFU/100mL					-	-	-	-	-	-	-	-	-	-	-	-	-
	Faecal streptococci (Presumptive)	CFU/100mL					-	-	-	-	-	-	-	-	-	-	-	-	-
	Faecal Streptococci cfu/100ml	cfu/100ml						-	-									-	-
	Coliform	cfu/100 ml						-	-									-	-
	Salmonella	Detect					-	-	-	-	-	-	-	-	-	-	-	-	-
Pesticides	1-(3.4-Dichlorophenyl) urea (DCPU)	µg/l					-	-	-	-	-	-	-	-	-	-	-	-	-
	2-(4-Chlorophenoxy)propionic acid, 4-CPP	µg/l					-	-	-	-	-	-	-	-	-	-	-	-	-
	2-amino-N-(isopropyl)benzamide	µg/l					-	-	-	-	-	-	-	-	-	-	-	-	-
	2-Chloro-2.6-diethylacetanilide	µg/l					-	-	-	-	-	-	-	-	-	-	-	-	-
	Acibenzolar-S-methyl	µg/l					-	-	-	-	-	-	-	-	-	-	-	-	-
	Aminopyralid	µg/l					-	-	-	-	-	-	-	-	-	-	-	-	-
	Azoxystrobin	µg/L					-	-	-	-	-	-	-	-	-	-	-	-	-
	BAM	µg/l					-	-	-	-	-	-	-	-	-	-	-	-	-

						Location	WS05003	WS05004	WS05004	WS05004	WS05004	WS05004	WS05004	WS05004	WS05004	WS05004	WS05004	WS05005	WS05005
						Sampled_Date_Time	31/07/2020	06/12/2019	15/01/2020	28/02/2020	26/03/2020	29/04/2020	29/04/2020	13/05/2020	11/06/2020	04/08/2020	04/08/2020	13/12/2019	13/01/2020
						Sample_Depth_Avg	1.35	0.2	0.15	3.5	4.6	3.5	3.5	4	4.7	1.2	1.2	4.62	0.58
						Project_ID	LTC - Phase 2 LTM	LTC - Phase 2	LTC - Phase 2	LTC - Phase 2 LTM	LTC - Phase 2 LTM	LTC - Phase 2 LTM	LTC - Phase 2 LTM	LTC - Phase 2	LTC - Phase 2 LTM	LTC - Phase 2 LTM	LTC - Phase 2 LTM	LTC - Phase 2	LTC - Phase 2
				UK Drinking Water Standards	UK Estuaries and coastal waters EQS	UK Freshwater EQS													
Chem_Group	**Analyte**	**Units**	**MDL**																
	Benalaxyl	µg/l					-	-	-	-	-	-	-	-	-	-	-	-	-
	Bentazone methyl	µg/l					-	-	-	-	-	-	-	-	-	-	-	-	-
	Bifenox	µg/L					-	-	-	-	-	-	-	-	-	-	-	-	-
	Bitertanol	µg/l					-	-	-	-	-	-	-	-	-	-	-	-	-
	Boscalid	µg/l					-	-	-	-	-	-	-	-	-	-	-	-	-
	Cadusafos	µg/l					-	-	-	-	-	-	-	-	-	-	-	-	-
	Carfentrazone-ethyl	µg/L					-	-	-	-	-	-	-	-	-	-	-	-	-
	Chloridazon-desphenyl	µg/l					-	-	-	-	-	-	-	-	-	-	-	-	-
	Chloridazon-methyl desphenyl	µg/l					-	-	-	-	-	-	-	-	-	-	-	-	-
	Chlorotoluron-desmethyl	µg/l					-	-	-	-	-	-	-	-	-	-	-	-	-
	Chlorpropham	µg/L			10[#4]	10[#4]	-	-	-	-	-	-	-	-	-	-	-	-	-
	Clodinafop	µg/l					-	-	-	-	-	-	-	-	-	-	-	-	-
	Clomeprop	µg/l					-	-	-	-	-	-	-	-	-	-	-	-	-
	Crimidine	µg/l					-	-	-	-	-	-	-	-	-	-	-	-	-
	Cybutryne (Irgarol)	µg/l					-	-	-	-	-	-	-	-	-	-	-	-	-
	Cyprazine	µg/l					-	-	-	-	-	-	-	-	-	-	-	-	-
	Cyprodinil	µg/L					-	-	-	-	-	-	-	-	-	-	-	-	-
	Dichlofenthion	µg/l					-	-	-	-	-	-	-	-	-	-	-	-	-
	Dichlormid	µg/l					-	-	-	-	-	-	-	-	-	-	-	-	-
	Diethofencarb	µg/l					-	-	-	-	-	-	-	-	-	-	-	-	-
	Difenacoum	µg/l					-	-	-	-	-	-	-	-	-	-	-	-	-
	Dimefuron	µg/l					-	-	-	-	-	-	-	-	-	-	-	-	-
	Dimethachlo	µg/l					-	-	-	-	-	-	-	-	-	-	-	-	-
	Dimethenamid	µg/l					-	-	-	-	-	-	-	-	-	-	-	-	-
	Dimethomorph	µg/l					-	-	-	-	-	-	-	-	-	-	-	-	-
	Dinoterb	µg/l					-	-	-	-	-	-	-	-	-	-	-	-	-
	Diuron desmethyl (DCPMU)	µg/l					-	-	-	-	-	-	-	-	-	-	-	-	-

						Location	WS05003	WS05004	WS05004	WS05004	WS05004	WS05004	WS05004	WS05004	WS05004	WS05004	WS05004	WS05005	WS05005
						Sampled_Date_Time	31/07/2020	06/12/2019	15/01/2020	28/02/2020	26/03/2020	29/04/2020	29/04/2020	13/05/2020	11/06/2020	04/08/2020	04/08/2020	13/12/2019	13/01/2020
						Sample_Depth_Avg	1.35	0.2	0.15	3.5	4.6	3.5	3.5	4	4.7	1.2	1.2	4.62	0.58
						Project_ID	LTC - Phase 2 LTM	LTC - Phase 2	LTC - Phase 2	LTC - Phase 2 LTM	LTC - Phase 2 LTM	LTC - Phase 2 LTM	LTC - Phase 2 LTM	LTC - Phase 2	LTC - Phase 2 LTM	LTC - Phase 2 LTM	LTC - Phase 2 LTM	LTC - Phase 2	LTC - Phase 2
				UK Drinking Water Standards	UK Estuaries and coastal waters EQS	UK Freshwater EQS													
Chem_Group	**Analyte**	**Units**	**MDL**																
	Epoxiconazole	µg/l					-	-	-	-	-	-	-	-	-	-	-	-	-
	Etrimphos	µg/L	0.01				-	-	-	-	-	-	-	-	-	-	-	-	-
	Fenoxaprop	µg/l					-	-	-	-	-	-	-	-	-	-	-	-	-
	Fenpropidin	µg/l					-	-	-	-	-	-	-	-	-	-	-	-	-
	Fenuron	µg/l					-	-	-	-	-	-	-	-	-	-	-	-	-
	Fipronil	µg/L					-	-	-	-	-	-	-	-	-	-	-	-	-
	Florasulam	µg/l					-	-	-	-	-	-	-	-	-	-	-	-	-
	Fluazifop	µg/l					-	-	-	-	-	-	-	-	-	-	-	-	-
	Fluazifop-P-butyl	µg/L					-	-	-	-	-	-	-	-	-	-	-	-	-
	Foramsulfuron	µg/l					-	-	-	-	-	-	-	-	-	-	-	-	-
	Furathiocarb	µg/l					-	-	-	-	-	-	-	-	-	-	-	-	-
	Haloxyfop	µg/l					-	-	-	-	-	-	-	-	-	-	-	-	-
	Haloxyfop-p-methyl	µg/l					-	-	-	-	-	-	-	-	-	-	-	-	-
	Heptachlor epoxide	µg/L	0.01	0.03[#1]			-	-	-	-	-	-	-	-	-	-	-	-	-
	Imazamox	µg/l					-	-	-	-	-	-	-	-	-	-	-	-	-
	Indoxacarb	µg/L					-	-	-	-	-	-	-	-	-	-	-	-	-
	Isoproturon-desmethyl	µg/l					-	-	-	-	-	-	-	-	-	-	-	-	-
	Isoproturon-monodesmethyl	µg/l					-	-	-	-	-	-	-	-	-	-	-	-	-
	Isopyrazam	µg/l					-	-	-	-	-	-	-	-	-	-	-	-	-
	Kresoxim-methyl	µg/l					-	-	-	-	-	-	-	-	-	-	-	-	-
	Malaoxon	µg/l					-	-	-	-	-	-	-	-	-	-	-	-	-
	Mandipropamid	µg/l					-	-	-	-	-	-	-	-	-	-	-	-	-
	Mecarbam	µg/l					-	-	-	-	-	-	-	-	-	-	-	-	-
	Mesotrione	µg/l					-	-	-	-	-	-	-	-	-	-	-	-	-
	Metconazole	µg/l					-	-	-	-	-	-	-	-	-	-	-	-	-
	Metribuzin-desamino	µg/l					-	-	-	-	-	-	-	-	-	-	-	-	-
	Naptalam	µg/l					-	-	-	-	-	-	-	-	-	-	-	-	-

						Location	WS05003	WS05004	WS05004	WS05004	WS05004	WS05004	WS05004	WS05004	WS05004	WS05004	WS05004	WS05005	WS05005
						Sampled_Date_Time	31/07/2020	06/12/2019	15/01/2020	28/02/2020	26/03/2020	29/04/2020	29/04/2020	13/05/2020	11/06/2020	04/08/2020	04/08/2020	13/12/2019	13/01/2020
						Sample_Depth_Avg	1.35	0.2	0.15	3.5	4.6	3.5	3.5	4	4.7	1.2	1.2	4.62	0.58
						Project_ID	LTC - Phase 2 LTM	LTC - Phase 2	LTC - Phase 2	LTC - Phase 2 LTM	LTC - Phase 2 LTM	LTC - Phase 2 LTM	LTC - Phase 2 LTM	LTC - Phase 2	LTC - Phase 2 LTM	LTC - Phase 2 LTM	LTC - Phase 2 LTM	LTC - Phase 2	LTC - Phase 2
				UK Drinking Water Standards	UK Estuaries and coastal waters EQS	UK Freshwater EQS													
Chem_Group	**Analyte**	**Units**	**MDL**																
	Nicosulfuron	µg/l					-	-	-	-	-	-	-	-	-	-	-	-	-
	Nuarimol	µg/l					-	-	-	-	-	-	-	-	-	-	-	-	-
	Oxadixyl	µg/l					-	-	-	-	-	-	-	-	-	-	-	-	-
	Paraoxon-ethyl	µg/l					-	-	-	-	-	-	-	-	-	-	-	-	-
	Parathion-ethyl	µg/l					-	-	-	-	-	-	-	-	-	-	-	-	-
	Penconazole	µg/l					-	-	-	-	-	-	-	-	-	-	-	-	-
	Pencycuron	µg/l					-	-	-	-	-	-	-	-	-	-	-	-	-
	Phosphamidon II (E)	µg/l	0.01				-	-	-	-	-	-	-	-	-	-	-	-	-
	Pretilachlor	µg/l					-	-	-	-	-	-	-	-	-	-	-	-	-
	Primisulfuron-methyl	µg/l					-	-	-	-	-	-	-	-	-	-	-	-	-
	Prodiamine	µg/l					-	-	-	-	-	-	-	-	-	-	-	-	-
	Propaquizafop	µg/l					-	-	-	-	-	-	-	-	-	-	-	-	-
	Propetamphos	µg/L	0.01		0.03[#4]	0.03[#4]	-	-	-	-	-	-	-	-	-	-	-	-	-
	Prosulfocarb	µg/l					-	-	-	-	-	-	-	-	-	-	-	-	-
	Prothioconazole	µg/l					-	-	-	-	-	-	-	-	-	-	-	-	-
	Pyribenzoxim	µg/l					-	-	-	-	-	-	-	-	-	-	-	-	-
	Quinmerac	µg/l					-	-	-	-	-	-	-	-	-	-	-	-	-
	Quizalofop	µg/l					-	-	-	-	-	-	-	-	-	-	-	-	-
	Rimsulfuron	µg/l					-	-	-	-	-	-	-	-	-	-	-	-	-
	Sebuthylazine	µg/l					-	-	-	-	-	-	-	-	-	-	-	-	-
	Simazine-2-hydroxy	µg/l					-	-	-	-	-	-	-	-	-	-	-	-	-
	Sodium Acifluorfen	µg/L					-	-	-	-	-	-	-	-	-	-	-	-	-
	Sulfosulfuron	µg/l					-	-	-	-	-	-	-	-	-	-	-	-	-
	Tecnazene	µg/L	0.01		1[#4]	1[#4]	-	-	-	-	-	-	-	-	-	-	-	-	-
	Teflubenzuron	µg/l					-	-	-	-	-	-	-	-	-	-	-	-	-
	Terbuthylazine-desethyl	µg/l					-	-	-	-	-	-	-	-	-	-	-	-	-
	Terbuthylazine-desethyl-2-hydroxy	µg/l					-	-	-	-	-	-	-	-	-	-	-	-	-

						Location	WS05003	WS05004	WS05004	WS05004	WS05004	WS05004	WS05004	WS05004	WS05004	WS05004	WS05004	WS05005	WS05005
						Sampled_Date_Time	31/07/2020	06/12/2019	15/01/2020	28/02/2020	26/03/2020	29/04/2020	29/04/2020	13/05/2020	11/06/2020	04/08/2020	04/08/2020	13/12/2019	13/01/2020
						Sample_Depth_Avg	1.35	0.2	0.15	3.5	4.6	3.5	3.5	4	4.7	1.2	1.2	4.62	0.58
						Project_ID	LTC - Phase 2 LTM	LTC - Phase 2	LTC - Phase 2	LTC - Phase 2 LTM	LTC - Phase 2 LTM	LTC - Phase 2 LTM	LTC - Phase 2 LTM	LTC - Phase 2	LTC - Phase 2 LTM	LTC - Phase 2 LTM	LTC - Phase 2 LTM	LTC - Phase 2	LTC - Phase 2
				UK Drinking Water Standards	UK Estuaries and coastal waters EQS	UK Freshwater EQS													
Chem_Group	**Analyte**	**Units**	**MDL**																
	Terbuthylazine-hydroxy	µg/l					-	-	-	-	-	-	-	-	-	-	-	-	-
	Thiabendazole	µg/L			5[#4]	5[#4]	-	-	-	-	-	-	-	-	-	-	-	-	-
	Thiamethoxam	µg/L					-	-	-	-	-	-	-	-	-	-	-	-	-
	Tribenuron-methyl	µg/L					-	-	-	-	-	-	-	-	-	-	-	-	-
	Trietazine	µg/L	0.01				-	-	-	-	-	-	-	-	-	-	-	-	-
	Trifloxysulfuron-sodium	µg/l					-	-	-	-	-	-	-	-	-	-	-	-	-
	Triflusulfuron-methyl	µg/l					-	-	-	-	-	-	-	-	-	-	-	-	-
	Triforine	µg/l					-	-	-	-	-	-	-	-	-	-	-	-	-
	Triticonazole	µg/l					-	-	-	-	-	-	-	-	-	-	-	-	-
	Desmetryn	mg/L					-	-	-	-	-	-	-	-	-	-	-	-	-
	Simetryn	mg/L					-	-	-	-	-	-	-	-	-	-	-	-	-
	Clothianidin	µg/L					-	-	-	-	-	-	-	-	-	-	-	-	-
	Cymoxanil	µg/L					-	-	-	-	-	-	-	-	-	-	-	-	-
	Fluazifop-butyl	µg/L					-	-	-	-	-	-	-	-	-	-	-	-	-
	Imazamethabenz-methyl	µg/L					-	-	-	-	-	-	-	-	-	-	-	-	-
	Mesosulfuron-methyl	µg/L					-	-	-	-	-	-	-	-	-	-	-	-	-
	Metamitron	µg/L					-	-	-	-	-	-	-	-	-	-	-	-	-
	Metobromuron	µg/L					-	-	-	-	-	-	-	-	-	-	-	-	-
	Monuron	µg/L					-	-	-	-	-	-	-	-	-	-	-	-	-
	Secbumeton	µg/L					-	-	-	-	-	-	-	-	-	-	-	-	-
	Spiroxamine	µg/L					-	-	-	-	-	-	-	-	-	-	-	-	-
	Clomazon	µg/L					-	-	-	-	-	-	-	-	-	-	-	-	-
	Metazachlor	µg/L	0.01				-	-	-	-	-	-	-	-	-	-	-	-	-
	Methabenzthiazuran	µg/L					-	-	-	-	-	-	-	-	-	-	-	-	-
	Iprovalicarb	µg/L					-	-	-	-	-	-	-	-	-	-	-	-	-
	Chloroxuron	µg/L					-	-	-	-	-	-	-	-	-	-	-	-	-
	Neburon	µg/L					-	-	-	-	-	-	-	-	-	-	-	-	-

						Location	WS05003	WS05004	WS05004	WS05004	WS05004	WS05004	WS05004	WS05004	WS05004	WS05004	WS05004	WS05005	WS05005
						Sampled_Date_Time	31/07/2020	06/12/2019	15/01/2020	28/02/2020	26/03/2020	29/04/2020	29/04/2020	13/05/2020	11/06/2020	04/08/2020	04/08/2020	13/12/2019	13/01/2020
						Sample_Depth_Avg	1.35	0.2	0.15	3.5	4.6	3.5	3.5	4	4.7	1.2	1.2	4.62	0.58
						Project_ID	LTC - Phase 2 LTM	LTC - Phase 2	LTC - Phase 2	LTC - Phase 2 LTM	LTC - Phase 2 LTM	LTC - Phase 2 LTM	LTC - Phase 2 LTM	LTC - Phase 2	LTC - Phase 2 LTM	LTC - Phase 2 LTM	LTC - Phase 2 LTM	LTC - Phase 2	LTC - Phase 2
				UK Drinking Water Standards	UK Estuaries and coastal waters EQS	UK Freshwater EQS													
Chem_Group	**Analyte**	**Units**	**MDL**																
	Metribuzin	µg/L					-	-	-	-	-	-	-	-	-	-	-	-	-
	2,3,6-Trichlorobenzoic Acid (Tba)	µg/L					-	-	-	-	-	-	-	-	-	-	-	-	-
	2,4,5-Trichlorophenoxy Acetic Acid	µg/L					-	-	-	-	-	-	-	-	-	-	-	-	-
	2,4,5-TP (Silvex)	µg/L					-	-	-	-	-	-	-	-	-	-	-	-	-
	Pyrimethanil	µg/L					-	-	-	-	-	-	-	-	-	-	-	-	-
	Hedonal	µg/L			0.3[#2]	0.3[#2]	-	-	-	-	-	-	-	-	-	-	-	-	-
	2,4-DDT	µg/L	0.01		0.00625[#42]	0.00625[#42]	-	-	-	-	-	-	-	-	-	-	-	-	-
	Propachlor	µg/L	0.01				-	-	-	-	-	-	-	-	-	-	-	-	-
	Propamocarb	µg/L					-	-	-	-	-	-	-	-	-	-	-	-	-
	2,4-Dichlorprop	µg/L					-	-	-	-	-	-	-	-	-	-	-	-	-
	3-Hydroxy Carbofuran	µg/L					-	-	-	-	-	-	-	-	-	-	-	-	-
	4-(2,4-Dichlorophenoxy)butyric Acid (2,4-DB)	µg/L					-	-	-	-	-	-	-	-	-	-	-	-	-
	4,4-DDE	µg/L	0.01		0.00625[#42]	0.00625[#42]	-	-	-	-	-	-	-	-	-	-	-	-	-
	4-Bromo-3,5-dimethylphenyl-N-methylcarbamate	µg/L					-	-	-	-	-	-	-	-	-	-	-	-	-
	a-BHC	µg/L	0.01				-	-	-	-	-	-	-	-	-	-	-	-	-
	Acetochlor	µg/L					-	-	-	-	-	-	-	-	-	-	-	-	-
	Aldicarb	µg/L					-	-	-	-	-	-	-	-	-	-	-	-	-
	Aldicarb sulfone	µg/L					-	-	-	-	-	-	-	-	-	-	-	-	-
	Aldrin	µg/L	0.01	0.03[#1]	0.00125[#43]	0.0025[#44]	-	-	-	-	-	-	-	-	-	-	-	-	-
	Ametryn	µg/L					-	-	-	-	-	-	-	-	-	-	-	-	-
	Amidosulfuron	µg/L					-	-	-	-	-	-	-	-	-	-	-	-	-
	Acetamiprid	µg/L					-	-	-	-	-	-	-	-	-	-	-	-	-
	Aclonifen	µg/L					-	-	-	-	-	-	-	-	-	-	-	-	-
	Actril (Ioxynil)	µg/L			10[#4]	10[#4]	-	-	-	-	-	-	-	-	-	-	-	-	-
	Atraton	µg/L					-	-	-	-	-	-	-	-	-	-	-	-	-
	Atrazine	µg/L	0.01		0.6[#2]	0.6[#2]	-	-	-	-	-	-	-	-	-	-	-	-	-
	Azinophos methyl	µg/L	0.02		0.01[#8]	0.01[#8]	-	-	-	-	-	-	-	-	-	-	-	-	-

						Location	WS05003	WS05004	WS05004	WS05004	WS05004	WS05004	WS05004	WS05004	WS05004	WS05004	WS05004	WS05005	WS05005
						Sampled_Date_Time	31/07/2020	06/12/2019	15/01/2020	28/02/2020	26/03/2020	29/04/2020	29/04/2020	13/05/2020	11/06/2020	04/08/2020	04/08/2020	13/12/2019	13/01/2020
						Sample_Depth_Avg	1.35	0.2	0.15	3.5	4.6	3.5	3.5	4	4.7	1.2	1.2	4.62	0.58
						Project_ID	LTC - Phase 2 LTM	LTC - Phase 2	LTC - Phase 2	LTC - Phase 2 LTM	LTC - Phase 2 LTM	LTC - Phase 2 LTM	LTC - Phase 2 LTM	LTC - Phase 2	LTC - Phase 2 LTM	LTC - Phase 2 LTM	LTC - Phase 2 LTM	LTC - Phase 2	LTC - Phase 2
				UK Drinking Water Standards	UK Estuaries and coastal waters EQS	UK Freshwater EQS													
Chem_Group	**Analyte**	**Units**	**MDL**																
	Baygon	µg/L					-	-	-	-	-	-	-	-	-	-	-	-	-
	b-BHC	µg/L	0.01				-	-	-	-	-	-	-	-	-	-	-	-	-
	Benazolin	µg/L					-	-	-	-	-	-	-	-	-	-	-	-	-
	Bendiocarb	µg/L					-	-	-	-	-	-	-	-	-	-	-	-	-
	Bentazone	µg/L			500[#4]	500[#4]	-	-	-	-	-	-	-	-	-	-	-	-	-
	Bidrin	µg/L					-	-	-	-	-	-	-	-	-	-	-	-	-
	Bromacil	µg/L					-	-	-	-	-	-	-	-	-	-	-	-	-
	Bromazil	µg/L					-	-	-	-	-	-	-	-	-	-	-	-	-
	Bromophos-ethyl	µg/L					-	-	-	-	-	-	-	-	-	-	-	-	-
	Bromoxynil	µg/L			100[#4]	100[#4]	-	-	-	-	-	-	-	-	-	-	-	-	-
	Carbaryl	µg/L					-	-	-	-	-	-	-	-	-	-	-	-	-
	Carbendazim	µg/L				0.15[#4]	-	-	-	-	-	-	-	-	-	-	-	-	-
	Carbetamide	µg/L					-	-	-	-	-	-	-	-	-	-	-	-	-
	Carbofuran	µg/L					-	-	-	-	-	-	-	-	-	-	-	-	-
	Carbophenothion	µg/L	0.01				-	-	-	-	-	-	-	-	-	-	-	-	-
	Carboxin	µg/L					-	-	-	-	-	-	-	-	-	-	-	-	-
	Chlorbromuron	µg/L					-	-	-	-	-	-	-	-	-	-	-	-	-
	Chlordane (cis)	µg/L	0.01				-	-	-	-	-	-	-	-	-	-	-	-	-
	Azinphos Ethyl	µg/L	0.02				-	-	-	-	-	-	-	-	-	-	-	-	-
	Chlordane (trans)	µg/L	0.01				-	-	-	-	-	-	-	-	-	-	-	-	-
	Chlorfenvinphos	µg/L	0.01		0.1[#2]	0.1[#2]	-	-	-	-	-	-	-	-	-	-	-	-	-
	Chloridazon	µg/L					-	-	-	-	-	-	-	-	-	-	-	-	-
	Chlorotoluron	µg/L			2[#4]	2[#4]	-	-	-	-	-	-	-	-	-	-	-	-	-
	Chlorpyrifos	µg/L	0.01		0.03[#2]		-	-	-	-	-	-	-	-	-	-	-	-	-
	Chlorpyrifos-methyl	µg/L	0.01				-	-	-	-	-	-	-	-	-	-	-	-	-
	Chlorsulfuron	µg/L					-	-	-	-	-	-	-	-	-	-	-	-	-
	Clopyralid	µg/L					-	-	-	-	-	-	-	-	-	-	-	-	-

						Location	WS05003	WS05004	WS05004	WS05004	WS05004	WS05004	WS05004	WS05004	WS05004	WS05004	WS05004	WS05005	WS05005
						Sampled_Date_Time	31/07/2020	06/12/2019	15/01/2020	28/02/2020	26/03/2020	29/04/2020	29/04/2020	13/05/2020	11/06/2020	04/08/2020	04/08/2020	13/12/2019	13/01/2020
						Sample_Depth_Avg	1.35	0.2	0.15	3.5	4.6	3.5	3.5	4	4.7	1.2	1.2	4.62	0.58
						Project_ID	LTC - Phase 2 LTM	LTC - Phase 2	LTC - Phase 2	LTC - Phase 2 LTM	LTC - Phase 2 LTM	LTC - Phase 2 LTM	LTC - Phase 2 LTM	LTC - Phase 2	LTC - Phase 2 LTM	LTC - Phase 2 LTM	LTC - Phase 2 LTM	LTC - Phase 2	LTC - Phase 2
				UK Drinking Water Standards	UK Estuaries and coastal waters EQS	UK Freshwater EQS													
Chem_Group	**Analyte**	**Units**	**MDL**																
	Coumaphos	µg/L	0.01		0.03[#4]	0.03[#4]	-	-	-	-	-	-	-	-	-	-	-	-	-
	Cyanazine	µg/L	0.01				-	-	-	-	-	-	-	-	-	-	-	-	-
	Cyproconazole	µg/L					-	-	-	-	-	-	-	-	-	-	-	-	-
	Cyromazine	µg/L					-	-	-	-	-	-	-	-	-	-	-	-	-
	d-BHC	µg/L	0.01				-	-	-	-	-	-	-	-	-	-	-	-	-
	DDD	µg/L	0.01		0.00625[#42]	0.00625[#42]	-	-	-	-	-	-	-	-	-	-	-	-	-
	DDT	µg/L	0.01		0.01[#45]	0.01[#45]	-	-	-	-	-	-	-	-	-	-	-	-	-
	Deisopropylatrazine	µg/L					-	-	-	-	-	-	-	-	-	-	-	-	-
	Chlorothalonil	µg/L	0.01			0.035[#2]	-	-	-	-	-	-	-	-	-	-	-	-	-
	Deethylatrazine	µg/L					-	-	-	-	-	-	-	-	-	-	-	-	-
	Demeton-S-methyl	µg/L	0.01				-	-	-	-	-	-	-	-	-	-	-	-	-
	Diazinon	µg/L	0.01		0.01[#2]	0.01[#2]	-	-	-	-	-	-	-	-	-	-	-	-	-
	Dicamba	µg/L					-	-	-	-	-	-	-	-	-	-	-	-	-
	Dichlobenil	µg/L	0.01				-	-	-	-	-	-	-	-	-	-	-	-	-
	Dichlorvos	µg/L	0.01		0.04[#4]	0.001[#4]	-	-	-	-	-	-	-	-	-	-	-	-	-
	Diclofop	µg/L					-	-	-	-	-	-	-	-	-	-	-	-	-
	Dieldrin	µg/L	0.01	0.03[#1]	0.00125[#43]	0.0025[#44]	-	-	-	-	-	-	-	-	-	-	-	-	-
	Difenoconazole	µg/L					-	-	-	-	-	-	-	-	-	-	-	-	-
	Difenoxuron	µg/L					-	-	-	-	-	-	-	-	-	-	-	-	-
	Diflubenzuron	µg/L			0.005[#4]	0.001[#4]	-	-	-	-	-	-	-	-	-	-	-	-	-
	Diflufenican	µg/L					-	-	-	-	-	-	-	-	-	-	-	-	-
	Dimethoate	µg/L	0.01		0.48[#2]	0.48[#2]	-	-	-	-	-	-	-	-	-	-	-	-	-
	Dinoseb	µg/L					-	-	-	-	-	-	-	-	-	-	-	-	-
	Disulfoton	µg/L	0.01				-	-	-	-	-	-	-	-	-	-	-	-	-
	Diuron	µg/L			0.2[#2]	0.2[#2]	-	-	-	-	-	-	-	-	-	-	-	-	-
	Endosulfan I	µg/L	0.01				-	-	-	-	-	-	-	-	-	-	-	-	-
	Endosulfan II	µg/L	0.02				-	-	-	-	-	-	-	-	-	-	-	-	-

						Location	WS05003	WS05004	WS05004	WS05004	WS05004	WS05004	WS05004	WS05004	WS05004	WS05004	WS05004	WS05005	WS05005
						Sampled_Date_Time	31/07/2020	06/12/2019	15/01/2020	28/02/2020	26/03/2020	29/04/2020	29/04/2020	13/05/2020	11/06/2020	04/08/2020	04/08/2020	13/12/2019	13/01/2020
						Sample_Depth_Avg	1.35	0.2	0.15	3.5	4.6	3.5	3.5	4	4.7	1.2	1.2	4.62	0.58
						Project_ID	LTC - Phase 2 LTM	LTC - Phase 2	LTC - Phase 2	LTC - Phase 2 LTM	LTC - Phase 2 LTM	LTC - Phase 2 LTM	LTC - Phase 2 LTM	LTC - Phase 2	LTC - Phase 2 LTM	LTC - Phase 2 LTM	LTC - Phase 2 LTM	LTC - Phase 2	LTC - Phase 2
				UK Drinking Water Standards	UK Estuaries and coastal waters EQS	UK Freshwater EQS													
Chem_Group	**Analyte**	**Units**	**MDL**																
	Endosulfan sulphate	µg/L	0.02				-	-	-	-	-	-	-	-	-	-	-	-	-
	Endrin	µg/L	0.01		0.00125[#43]	0.0025[#44]	-	-	-	-	-	-	-	-	-	-	-	-	-
	s-Ethyl dipropylthiocarbamate	µg/L					-	-	-	-	-	-	-	-	-	-	-	-	-
	Ethiofencarb	µg/L					-	-	-	-	-	-	-	-	-	-	-	-	-
	Ethion	µg/L	0.01				-	-	-	-	-	-	-	-	-	-	-	-	-
	Ethoprop	µg/L					-	-	-	-	-	-	-	-	-	-	-	-	-
	Ethofumesate	µg/L					-	-	-	-	-	-	-	-	-	-	-	-	-
	Etridiazole	µg/L	0.01				-	-	-	-	-	-	-	-	-	-	-	-	-
	Fenamiphos	µg/L					-	-	-	-	-	-	-	-	-	-	-	-	-
	Fenarimol	µg/L					-	-	-	-	-	-	-	-	-	-	-	-	-
	Fenitrothion	µg/L	0.01		0.01[#4]	0.01[#4]	-	-	-	-	-	-	-	-	-	-	-	-	-
	Fensulfothion	µg/L					-	-	-	-	-	-	-	-	-	-	-	-	-
	Fenhexamid	µg/L					-	-	-	-	-	-	-	-	-	-	-	-	-
	Fenoxycarb	µg/L					-	-	-	-	-	-	-	-	-	-	-	-	-
	Fenthion	µg/L	0.01				-	-	-	-	-	-	-	-	-	-	-	-	-
	Fenpropimorf	µg/L					-	-	-	-	-	-	-	-	-	-	-	-	-
	Fluroxypyr	µg/L					-	-	-	-	-	-	-	-	-	-	-	-	-
	Flutolanil	µg/L					-	-	-	-	-	-	-	-	-	-	-	-	-
	Fonofos	µg/L					-	-	-	-	-	-	-	-	-	-	-	-	-
	EPTC	µg/L						-	-									-	-
	g-BHC (Lindane)	µg/L	0.01				-	-	-	-	-	-	-	-	-	-	-	-	-
	Haloxyfop-methyl	µg/L					-	-	-	-	-	-	-	-	-	-	-	-	-
	Thifensulfuron	µg/L					-	-	-	-	-	-	-	-	-	-	-	-	-
	Heptachlor	µg/L	0.01	0.03[#1]			-	-	-	-	-	-	-	-	-	-	-	-	-
	Hexaconazole	µg/L					-	-	-	-	-	-	-	-	-	-	-	-	-
	Hexazinone	µg/L					-	-	-	-	-	-	-	-	-	-	-	-	-
	Hydroxyatrazine	µg/L					-	-	-	-	-	-	-	-	-	-	-	-	-

						Location	WS05003	WS05004	WS05004	WS05004	WS05004	WS05004	WS05004	WS05004	WS05004	WS05004	WS05004	WS05005	WS05005
						Sampled_Date_Time	31/07/2020	06/12/2019	15/01/2020	28/02/2020	26/03/2020	29/04/2020	29/04/2020	13/05/2020	11/06/2020	04/08/2020	04/08/2020	13/12/2019	13/01/2020
						Sample_Depth_Avg	1.35	0.2	0.15	3.5	4.6	3.5	3.5	4	4.7	1.2	1.2	4.62	0.58
						Project_ID	LTC - Phase 2 LTM	LTC - Phase 2	LTC - Phase 2	LTC - Phase 2 LTM	LTC - Phase 2 LTM	LTC - Phase 2 LTM	LTC - Phase 2 LTM	LTC - Phase 2	LTC - Phase 2 LTM	LTC - Phase 2 LTM	LTC - Phase 2 LTM	LTC - Phase 2	LTC - Phase 2
				UK Drinking Water Standards	UK Estuaries and coastal waters EQS	UK Freshwater EQS													
Chem_Group	**Analyte**	**Units**	**MDL**																
	Iprodione	µg/L					-	-	-	-	-	-	-	-	-	-	-	-	-
	Isodrin	µg/L	0.01		0.00125[#43]	0.0025[#44]	-	-	-	-	-	-	-	-	-	-	-	-	-
	Isoproturon	µg/L			0.3[#2]	0.3[#2]	-	-	-	-	-	-	-	-	-	-	-	-	-
	Linuron	µg/L			0.5[#2]	0.5[#2]	-	-	-	-	-	-	-	-	-	-	-	-	-
	Malathion	µg/L	0.01		0.02[#4]	0.01[#4]	-	-	-	-	-	-	-	-	-	-	-	-	-
	2-Methyl-4-chlorophenoxyacetic acid	µg/L					-	-	-	-	-	-	-	-	-	-	-	-	-
	2-Methyl-4-Chlorophenoxy Butanoic Acid	µg/L					-	-	-	-	-	-	-	-	-	-	-	-	-
	Mecoprop	µg/L			18[#2]	18[#2]	-	-	-	-	-	-	-	-	-	-	-	-	-
	Mefenpyr-diethyl	µg/L					-	-	-	-	-	-	-	-	-	-	-	-	-
	Metachlor	µg/L	0.01		0.3[#2]	0.3[#2]	-	-	-	-	-	-	-	-	-	-	-	-	-
	Metalaxyl	µg/L					-	-	-	-	-	-	-	-	-	-	-	-	-
	Methamidophos	µg/L					-	-	-	-	-	-	-	-	-	-	-	-	-
	Methidathion	µg/L					-	-	-	-	-	-	-	-	-	-	-	-	-
	Methiocarb	µg/L				0.01[#4]	-	-	-	-	-	-	-	-	-	-	-	-	-
	Methomyl	µg/L					-	-	-	-	-	-	-	-	-	-	-	-	-
	Methoxychlor	µg/L	0.01				-	-	-	-	-	-	-	-	-	-	-	-	-
	Methoxyfenozide	µg/L					-	-	-	-	-	-	-	-	-	-	-	-	-
	Methyl parathion	µg/L	0.01				-	-	-	-	-	-	-	-	-	-	-	-	-
	Metolachlor	µg/L					-	-	-	-	-	-	-	-	-	-	-	-	-
	Metoxuron	µg/L					-	-	-	-	-	-	-	-	-	-	-	-	-
	Metsulfuron Methyl	µg/L					-	-	-	-	-	-	-	-	-	-	-	-	-
	Mevinphos (Phosdrin)	µg/L	0.01			0.02(MAC)[#46]	-	-	-	-	-	-	-	-	-	-	-	-	-
	Molinate	µg/L					-	-	-	-	-	-	-	-	-	-	-	-	-
	Monlinuran	µg/L					-	-	-	-	-	-	-	-	-	-	-	-	-
	Monocrotophos	µg/L					-	-	-	-	-	-	-	-	-	-	-	-	-
	Napropamide	µg/L					-	-	-	-	-	-	-	-	-	-	-	-	-
	Flusilazole (NuStar)	µg/L					-	-	-	-	-	-	-	-	-	-	-	-	-

						Location	WS05003	WS05004	WS05004	WS05004	WS05004	WS05004	WS05004	WS05004	WS05004	WS05004	WS05004	WS05005	WS05005
						Sampled_Date_Time	31/07/2020	06/12/2019	15/01/2020	28/02/2020	26/03/2020	29/04/2020	29/04/2020	13/05/2020	11/06/2020	04/08/2020	04/08/2020	13/12/2019	13/01/2020
						Sample_Depth_Avg	1.35	0.2	0.15	3.5	4.6	3.5	3.5	4	4.7	1.2	1.2	4.62	0.58
						Project_ID	LTC - Phase 2 LTM	LTC - Phase 2	LTC - Phase 2	LTC - Phase 2 LTM	LTC - Phase 2 LTM	LTC - Phase 2 LTM	LTC - Phase 2 LTM	LTC - Phase 2	LTC - Phase 2 LTM	LTC - Phase 2 LTM	LTC - Phase 2 LTM	LTC - Phase 2	LTC - Phase 2
				UK Drinking Water Standards	UK Estuaries and coastal waters EQS	UK Freshwater EQS													
Chem_Group	**Analyte**	**Units**	**MDL**																
	o,p-DDD	µg/L	0.01				-	-	-	-	-	-	-	-	-	-	-	-	-
	o,p'-DDE	µg/L	0.01				-	-	-	-	-	-	-	-	-	-	-	-	-
	o,p-Methoxychlor	µg/L	0.01				-	-	-	-	-	-	-	-	-	-	-	-	-
	Omethoate	µg/L	0.01			0.01[#4]	-	-	-	-	-	-	-	-	-	-	-	-	-
	Oxamyl	µg/L					-	-	-	-	-	-	-	-	-	-	-	-	-
	Paclobutrazol	µg/L					-	-	-	-	-	-	-	-	-	-	-	-	-
	Methyl Paraoxon	µg/L					-	-	-	-	-	-	-	-	-	-	-	-	-
	Parathion	µg/L	0.01				-	-	-	-	-	-	-	-	-	-	-	-	-
	Pendimethalin	µg/L	0.01			0.3[#2]	-	-	-	-	-	-	-	-	-	-	-	-	-
	Imidacloprid	µg/L					-	-	-	-	-	-	-	-	-	-	-	-	-
	Permethrin	µg/L	0.01		0.0002[#4]	0.001[#4]	-	-	-	-	-	-	-	-	-	-	-	-	-
	Permethrin II	µg/L	0.01				-	-	-	-	-	-	-	-	-	-	-	-	-
	Phorate	µg/L	0.01				-	-	-	-	-	-	-	-	-	-	-	-	-
	Phosmet	µg/L					-	-	-	-	-	-	-	-	-	-	-	-	-
	Lenacil	µg/L					-	-	-	-	-	-	-	-	-	-	-	-	-
	Picloram	µg/L					-	-	-	-	-	-	-	-	-	-	-	-	-
	Picoxystrobin	µg/L					-	-	-	-	-	-	-	-	-	-	-	-	-
	Pirimicarb	µg/L			1[#4]	1[#4]	-	-	-	-	-	-	-	-	-	-	-	-	-
	Pirimiphos-methyl	µg/L	0.01		0.015[#4]	0.015[#4]	-	-	-	-	-	-	-	-	-	-	-	-	-
	Pirimphos-ethyl	µg/L					-	-	-	-	-	-	-	-	-	-	-	-	-
	Prochloraz	µg/L			4[#4]	4[#4]	-	-	-	-	-	-	-	-	-	-	-	-	-
	Profenofos	µg/L					-	-	-	-	-	-	-	-	-	-	-	-	-
	Promecarb	µg/L					-	-	-	-	-	-	-	-	-	-	-	-	-
	Prometon	µg/L					-	-	-	-	-	-	-	-	-	-	-	-	-
	Prometryn	µg/L	0.01				-	-	-	-	-	-	-	-	-	-	-	-	-
	Pronamide	µg/L	0.01		100[#4]	100[#4]	-	-	-	-	-	-	-	-	-	-	-	-	-
	Propanil	µg/L					-	-	-	-	-	-	-	-	-	-	-	-	-

						Location	WS05003	WS05004	WS05004	WS05004	WS05004	WS05004	WS05004	WS05004	WS05004	WS05004	WS05004	WS05005	WS05005
						Sampled_Date_Time	31/07/2020	06/12/2019	15/01/2020	28/02/2020	26/03/2020	29/04/2020	29/04/2020	13/05/2020	11/06/2020	04/08/2020	04/08/2020	13/12/2019	13/01/2020
						Sample_Depth_Avg	1.35	0.2	0.15	3.5	4.6	3.5	3.5	4	4.7	1.2	1.2	4.62	0.58
						Project_ID	LTC - Phase 2 LTM	LTC - Phase 2	LTC - Phase 2	LTC - Phase 2 LTM	LTC - Phase 2 LTM	LTC - Phase 2 LTM	LTC - Phase 2 LTM	LTC - Phase 2	LTC - Phase 2 LTM	LTC - Phase 2 LTM	LTC - Phase 2 LTM	LTC - Phase 2	LTC - Phase 2
				UK Drinking Water Standards	UK Estuaries and coastal waters EQS	UK Freshwater EQS													
Chem_Group	**Analyte**	**Units**	**MDL**																
	Propazine	µg/L	0.01				-	-	-	-	-	-	-	-	-	-	-	-	-
	Propham	µg/L					-	-	-	-	-	-	-	-	-	-	-	-	-
	Propiconazole	µg/L					-	-	-	-	-	-	-	-	-	-	-	-	-
	Propoxycarbazone-sodium	µg/L					-	-	-	-	-	-	-	-	-	-	-	-	-
	Pursuit	µg/L					-	-	-	-	-	-	-	-	-	-	-	-	-
	Pyriproxyfen	µg/L					-	-	-	-	-	-	-	-	-	-	-	-	-
	Quinclorac	µg/L					-	-	-	-	-	-	-	-	-	-	-	-	-
	Quinoxyfen	µg/L					-	-	-	-	-	-	-	-	-	-	-	-	-
	Savey	µg/L					-	-	-	-	-	-	-	-	-	-	-	-	-
	Sethoxydim	µg/L					-	-	-	-	-	-	-	-	-	-	-	-	-
	Simazine	µg/L	0.01		1[#2]	1[#2]	-	-	-	-	-	-	-	-	-	-	-	-	-
	Tebuthiuron	µg/L					-	-	-	-	-	-	-	-	-	-	-	-	-
	Terbutryn	µg/L	0.01				-	-	-	-	-	-	-	-	-	-	-	-	-
	Terbuthylazine	µg/L					-	-	-	-	-	-	-	-	-	-	-	-	-
	Terbutylazine	µg/L						-	-									-	-
	Phosalone	µg/L	0.01				-	-	-	-	-	-	-	-	-	-	-	-	-
	Phosphamidon	µg/L	0.01				-	-	-	-	-	-	-	-	-	-	-	-	-
	Thiobencarb	µg/L					-	-	-	-	-	-	-	-	-	-	-	-	-
	Thiophanate-methyl	µg/L					-	-	-	-	-	-	-	-	-	-	-	-	-
	Triadimefon	µg/L	0.01				-	-	-	-	-	-	-	-	-	-	-	-	-
	Triadimenol	µg/L					-	-	-	-	-	-	-	-	-	-	-	-	-
	Triallate	µg/L	0.01		0.25[#4]	0.25[#4]	-	-	-	-	-	-	-	-	-	-	-	-	-
	Triasulfuron	µg/L					-	-	-	-	-	-	-	-	-	-	-	-	-
	Tributyl phosphate	µg/L	0.01		50[#4]	50[#4]	-	-	-	-	-	-	-	-	-	-	-	-	-
	Triclopyr	µg/L					-	-	-	-	-	-	-	-	-	-	-	-	-
	Triclosan	µg/L					-	-	-	-	-	-	-	-	-	-	-	-	-
	Trifluralin	µg/L	0.01		0.03[#2]	0.03[#2]	-	-	-	-	-	-	-	-	-	-	-	-	-

						Location	WS05003	WS05004	WS05004	WS05004	WS05004	WS05004	WS05004	WS05004	WS05004	WS05004	WS05004	WS05005	WS05005
						Sampled_Date_Time	31/07/2020	06/12/2019	15/01/2020	28/02/2020	26/03/2020	29/04/2020	29/04/2020	13/05/2020	11/06/2020	04/08/2020	04/08/2020	13/12/2019	13/01/2020
						Sample_Depth_Avg	1.35	0.2	0.15	3.5	4.6	3.5	3.5	4	4.7	1.2	1.2	4.62	0.58
						Project_ID	LTC - Phase 2 LTM	LTC - Phase 2	LTC - Phase 2	LTC - Phase 2 LTM	LTC - Phase 2 LTM	LTC - Phase 2 LTM	LTC - Phase 2 LTM	LTC - Phase 2	LTC - Phase 2 LTM	LTC - Phase 2 LTM	LTC - Phase 2 LTM	LTC - Phase 2	LTC - Phase 2
				UK Drinking Water Standards	UK Estuaries and coastal waters EQS	UK Freshwater EQS													
Chem_Group	**Analyte**	**Units**	**MDL**																
	Tebuconazole	µg/L					-	-	-	-	-	-	-	-	-	-	-	-	-
	Telodrin	µg/L	0.01				-	-	-	-	-	-	-	-	-	-	-	-	-
	Triazophos	µg/L	0.01		0.005[#4]	0.005[#4]	-	-	-	-	-	-	-	-	-	-	-	-	-
	Tricyclazole	µg/L					-	-	-	-	-	-	-	-	-	-	-	-	-
Surrogate	Surrogate Value	%					-	-	-	-	-	-	-	-	-	-	-	-	-
SVOC TIC	SVOC TICS - Detect	Detect					-	-	-	-	-	-	-	-	-	-	-	-	-
	SVOC Tentatively Identified Compounds	µg/L	10				-	-	-	-	-	-	-	-	-	-	-	-	-
VOC TIC	VOC TICs - Detect	Detect					-	-	-	-	-	-	-	-	-	-	-	-	-
	VOC Tentatively Identified Compounds	µg/l	10				-	-	-	-	-	-	-	-	-	-	-	-	-
Other	Biochemical Oxygen Demand (5-day test)	µg/L	1000				-	-	-	-	-	-	-	-	-	-	-	-	-
	Redox	mV					-	-	-	-	-	-	-	-	-	-	-	-	-
	Salinity (no units)	PSS-78						7.77	<2									6.87	2.47
	Conductivity @ 20oC	µS/cm	5				9440	12,000	2090	11,100	12,000	12,100	11,800	12,500	13,300	12,900	13,800	10,700	4080
	Total Dissolved Solids (Filtered)	mg/L	10				6830	8220	1330	8040	8700	8210	8080	8950	9540	9520	13,300	7740	2720
	Biological Oxygen Demand	mg/L	1				<10	5.23	12.1	<2.5	<1	<1	<1	<1	<1	2.01	<1	22.8	4.69
	Chemical Oxygen Demand	mg/L	7				181	471	194	181	190	126	142	378	70.6	632	432	621	113
	Dissolved Organic Carbon (Filtered)	µg/L	3000				36,000	37,300	40,100	39,200	32,700	39,600	30,700	39,400	42,000	33,200	33,200	34,300	17,800
	pH (Lab)	pH_Units	1	6.5-9.5[#1]	6-8.5(MAC)[#46]	6-9(MAC)[#46]	7.12	7.09	10	6.97	6.82	6.75	6.73	6.66	6.7	6.93	6.93	8.11	8.5
	Total Organic Carbon	mg/l	3					-	-									-	-

Environmental Standards Comments

						Location	WS05003	WS05004	WS05004	WS05004	WS05004	WS05004	WS05004	WS05004	WS05004	WS05004	WS05004	WS05005	WS05005
						Sampled_Date_Time	31/07/2020	06/12/2019	15/01/2020	28/02/2020	26/03/2020	29/04/2020	29/04/2020	13/05/2020	11/06/2020	04/08/2020	04/08/2020	13/12/2019	13/01/2020
						Sample_Depth_Avg	1.35	0.2	0.15	3.5	4.6	3.5	3.5	4	4.7	1.2	1.2	4.62	0.58
						Project_ID	LTC - Phase 2 LTM	LTC - Phase 2	LTC - Phase 2	LTC - Phase 2 LTM	LTC - Phase 2 LTM	LTC - Phase 2 LTM	LTC - Phase 2 LTM	LTC - Phase 2	LTC - Phase 2 LTM	LTC - Phase 2 LTM	LTC - Phase 2 LTM	LTC - Phase 2	LTC - Phase 2
				UK Drinking Water Standards	UK Estuaries and coastal waters EQS	UK Freshwater EQS													
Chem_Group	**Analyte**	**Units**	**MDL**																

#1:Water Supply (Water Quality) Regulations 2016.
#2:Water Framework Directive (Standards and Classification) Directions (England and Wales) 2015.
#3:Operational Targets and EQS. EA, April 2018
#4:Water Framework Directive (Standards & Classification) Directions (England & Wales) 2015. Dissolved fraction.
#5:Water Framework Directive (Standards & Classification) Directions (England & Wales) 2015. Dissolved fraction. Lowest criteria presented (<40mg/l of CaCO3). See 'further assessment' if criteria exceeded and hardness (CaCO3) data available.
#6:Water Framework Directive (Standards and Classification) Directions (England and Wales) 2015. Dissolved Fraction. If hexavalent chromium (CrVI) data is available, a value of 4.7µg/l may be appropriate for the remaining trivalent chromium (CrIII).
#7:Operational Targets and EQS. EA, April 2018. Dissolved fraction.
#8:Water Framework Directive (Standards and Classification) Directions (England and Wales) 2015. Dissolved Fraction. If DOC >1mg/l then a higher criteria applies [3.76+(2.677x((DOC/2)-0.5))]
#9:Water Framework Directive (Standards & Classification) Directions (England & Wales) 2015. Dissolved & bioavailable (bio) fraction plus background. M-BAT tool to assess: http://wfduk.org/resources/rivers-lakes-metal-bioavailability-assessment-tool-m-bat
#10:Water Framework Directive (Standards & Classification) Directions (England & Wales) 2015. Bioavailable (bio) fraction. M-BAT tool to assess: http://wfduk.org/resources/rivers-lakes-metal-bioavailability-assessment-tool-m-bat
#11:Water Framework Directive (Standards and Classification) Directions (England and Wales) 2015. Dissolved Fraction. MAC adopted in absence of AA value.
#12:Guidelines for Drinking-water Quality, 4th Edition. WHO, 2011. Informal value.
#13:Operational Targets and EQS. EA, April 2018.
#14:Operational Targets and EQS. EA, April 2018. Lowest criteria presented (<200mg/l CaCO3). See 'further assessment' values if criteria exceeded and hardness (CaCO3) data available.
#15:Guidelines for Drinking-water Quality, 4th Edition. WHO, 2011. Based on taste rather than a formal guideline.
#16:Operational Targets and EQS. EA, April 2018. Dissolved plus ambient background concentration. For saltwater, an Ambient Background Concentration of 1.1 µg/l has been used.
#17:Water Framework Directive (Standards and Classification) Directions (England and Wales) 2015. Indicator of 'good' status (90%ile) - Ammonia standard for lakes and rivers (total ammonia as nitrogen).
#18:Operational Targets and EQS. EA, April 2018. Dissolved fraction. Lowest criteria presented (<50 mg/l CaCO3). See 'further assessment' values if criteria exceeded and hardness (CaCO3) data available.
#19:Water Supply (Water Quality) Regulations 2016. As NO3.
#20:Water Supply (Water Quality) Regulations 2016. As NO2.

						Location	WS05003	WS05004	WS05004	WS05004	WS05004	WS05004	WS05004	WS05004	WS05004	WS05004	WS05004	WS05005	WS05005
						Sampled_Date_Time	31/07/2020	06/12/2019	15/01/2020	28/02/2020	26/03/2020	29/04/2020	29/04/2020	13/05/2020	11/06/2020	04/08/2020	04/08/2020	13/12/2019	13/01/2020
						Sample_Depth_Avg	1.35	0.2	0.15	3.5	4.6	3.5	3.5	4	4.7	1.2	1.2	4.62	0.58
						Project_ID	LTC - Phase 2 LTM	LTC - Phase 2	LTC - Phase 2	LTC - Phase 2 LTM	LTC - Phase 2 LTM	LTC - Phase 2 LTM	LTC - Phase 2 LTM	LTC - Phase 2	LTC - Phase 2 LTM	LTC - Phase 2 LTM	LTC - Phase 2 LTM	LTC - Phase 2	LTC - Phase 2
				UK Drinking Water Standards	UK Estuaries and coastal waters EQS	UK Freshwater EQS													
Chem_Group	**Analyte**	**Units**	**MDL**																

#21:Water Supply (Water Quality) Regulations 2016. As SO4.
#22:Water Supply (Water Quality) Regulations 2016. Value of 0.1µg/l for PAH split between four individual PAH. Requires summation of benzo(b)fluoranthene, benzo(k)fluoranthene, benzo(ghiperylene and indeno(123cd)pyrene to use 0.1µg/l value.
#23:Water Framework Directive (Standards and Classification) Directions (England and Wales) 2015. Benzo(a)pyrene can be considered as a marker for other PAH for comparison with the corresponding AA-EQS in water.
#24:No UK DWS for total petroleum hydrocarbons (TPH), or speciated TPH fractions. A value of 10 µg/l is adopted for sum TPH based on the rescinded Private Water Supply Regulations, 1991.
#25:No UK EQS for total petroleum hydrocarbons (TPH), or speciated TPH fractions. A value of 50 µg/l is adopted for sum TPH protection of surface water based on 50µg/l-1000µg/l (Surface Waters (Abstraction for Drinking Water) Regulations 1989).
#26:Guidelines for Drinking-water Quality, 4th Edition. WHO, 2011
#27:Proposed Environmental Quality Standard, in absence of legislative standard (Ayscough et al., 2002). https://assets.publishing.service.gov.uk/government/uploads/system/uploads/attachment_data/file/291223/sp2-115-tr4-e-e.pdf
#28:Guidelines for Drinking-water Quality, 4th Edition. WHO, 2011. Value of 500µg/l for sum xylenes split between isomers. Requires summation of m,p & o isomers to use 500µg/l value.
#29:Operational Targets and EQS. EA, April 2018. Value of 30µg/l for sum xylenes split between isomers. Requires summation of m,p & o isomers to use 30µg/l value.
#30:The taste and odour threshold of 15µg/l is commonly adopted as a guide.
#31:The taste and odour threshold of 15µg/l is commonly adopted as a guide. In situations where there is no risk to a drinking water supply or aquifer, a PNEC value of 2,600µg/l may be used.
#32:Water Framework Directive (Standards and Classification) Directions (England and Wales) 2015. Value of 140µg/l for tetrachloroethane split between 2 isomers. Requires summation of 2 isomers to use 140µg/l value.
#33:Guidelines for Drinking-water Quality, 4th Edition. WHO, 2011. In Scotland a value of 200µg/l is used (WAT-PS-10-01).
#34:US EPA Regional Screening Levels, May 2019. https://www.epa.gov/risk/regional-screening-levels-rsls-generic-tables
#35:Guidelines for Drinking-water Quality, 4th Edition. WHO, 2011. In Scotland a value of 7µg/l is used (WAT-PS-10-01).
#36:Water Supply (Water Quality) Regulations 2016. Value of 100µg/l for sum trihalomethanes split between individual compounds. Requires summation of chloroform, bromoform, chlorodibromomethane and bromodichloromethane to use 100µg/l value.
#37:Guidelines for Drinking-water Quality, 4th Edition. WHO, 2011. Value of 50µg/l for sum cis & trans-DCE split between isomers. Requires summation of cis & trans-DCE isomers to use 50µg/l value.
#38:Water Supply (Water Quality) Regulations 2016. Value of 10µg/l for sum of TCE & PCE split between individual compounds. Requires summation of TCE & PCE to use 10µg/l value.
#39:Water Framework Directive (Standards and Classification) Directions (England and Wales) 2015. Value of 0.4µg/l for sum isomers split between 3 isomers. Requires summation of isomers to use 0.4µg/l value.
#40:Water Framework Directive (Standards and Classification) Directions (England and Wales) 2015. Value of 20µg/l for sum isomers split between 3 isomers. Requires summation of isomers to use 20µg/l value.
#41:Position statement (WAT-PS-10-01), SEPA August 2014.
#42:Water Framework Directive (Standards and Classification) Directions (England and Wales) 2015. Value of 0.025µg/l for sum DDT isomers split between 4 isomers. Requires summation of 4 isomers to use 0.025µg/l value.
#43:Water Framework Directive (Standards and Classification) Directions (England and Wales) 2015. Value of 0.005µg/l for sum isomers split between 4 isomers. Requires summation of isomers to use 0.005µg/l value.
#44:Water Framework Directive (Standards and Classification) Directions (England and Wales) 2015. Value of 0.01µg/l for sum isomers split between 4 isomers. Requires summation of isomers to use 0.01µg/l value.
#45:Water Framework Directive (Standards and Classification) Directions (England and Wales) 2015. Relates to p,p-DDT (CAS 50-29-3)
#46:Operational Targets and EQS. EA, April 2018. Maximum Allowable Concentration (MAC) adopted in absence of Annual Average (AA) value.

Key

<0.6	Result MDL exceeds GAC
27.8	Result exceeds GAC
-	Determinand not tested for

Notes

Where a range is given a determinand has been analysed for by more than one method

						Location	WS05005	WS05005	WS05005	WS05005	WS05005	WS05005
						Sampled_Date_Time	21/02/2020	19/03/2020	29/04/2020	12/05/2020	10/06/2020	31/07/2020
						Sample_Depth_Avg	3	3	4	3.5	4	1.39
						Project_ID	LTC - Phase 2 LTM	LTC - Phase 2	LTC - Phase 2 LTM	LTC - Phase 2	LTC - Phase 2	LTC - Phase 2
				UK Drinking Water Standards	UK Estuaries and coastal waters EQS	UK Freshwater EQS						
Chem_Group	**Analyte**	**Units**	**MDL**									
Metals	Antimony	µg/L	4	5[#1]			<4	-	-	-	-	-
	Antimony (Filtered)	µg/L	1	5[#1]								
	Arsenic	µg/L	2	10[#1]	25[#2]	50[#2]	4.37	6.86	6.93	6.63	6.41	6.63
	Arsenic (Filtered)	µg/L	0.5	10[#1]	25[#2]	50[#2]	3.8	5.6	6.44	5.56	3.37	5.8
	Barium (Filtered)	µg/L	0.2	1300[#3]								
	Beryllium (Filtered)	µg/L	0.1									
	Boron	µg/L	20	1000[#1]	7000[#4]	2000[#4]	515	1390	1400	1760	1720	2190
	Boron (Filtered)	µg/L	10	1000[#1]	7000[#4]	2000[#4]	1100	1330	1270	1560	1650	2220
	Cadmium	µg/L	0.5	5[#1]	0.2[#5]	0.08[#6]	<0.5	<0.5	<0.5	<0.5	<0.5	<0.5
	Cadmium (Filtered)	µg/L	0.08	5[#1]	0.2[#5]	0.08[#6]	<0.08	<0.08	<0.08	<0.08	0.108	<0.08
	Chromium (hexavalent) (Filtered)	µg/L	3		0.6[#5]	3.4[#5]	5.74	<3	<3	<3	<3	<3
	Chromium	µg/L	3	50[#1]	0.6[#5]	3.4[#7]	5	<3	<3	<3	5.62	<3
	Chromium (Filtered)	µg/L	1	50[#1]	0.6[#5]	3.4[#7]	<1	<1	<1	<1	<1	<1
	Chromium (Trivalent) (Filtered)	µg/L	3			4.7[#5]	-	<3	<3	<3	<3	<3
	Cobalt (Filtered)	µg/L	0.5		3[#8]	3[#8]	-	3.97	5.71	5.51	4.55	6.01
	Copper	µg/L	1	2000[#1]	3.76[#9]	1(bio)[#10]	20.4	3.44	2.49	3.66	13.7	6.27
	Copper (Filtered)	µg/L	0.3	2000[#1]	3.76[#9]	1(bio)[#10]	3.54	1.17	0.718	1.29	3.67	1.3
	Iron (Filtered)	µg/L	19	200[#1]	1000[#2]	1000[#2]	199	958	1250	1410	590	491
	Lead	µg/L	1	10[#1]	1.3[#5]	1.2(bio)[#10]	-	-	1.44	-	-	-
	Lead (Filtered)	µg/L	0.2	10[#1]	1.3[#5]	1.2(bio)[#10]	<0.2	0.233	0.211	<0.2	0.639	<0.2
	Manganese	µg/L	1	50[#1]		123(bio)[#11]	229	1450	1700	1820	1710	1810
	Manganese (Filtered)	µg/L	3	50[#1]		123(bio)[#11]	544	1140	1560	1600	1230	1810
	Mercury	µg/L	0.02	1[#1]	0.07(MAC)[#12]	0.07(MAC)[#12]	<0.02	<0.02	<0.02	<0.02	0.0316	<0.02
	Mercury (Filtered)	µg/L	0.01	1[#1]	0.07(MAC)[#12]	0.07(MAC)[#12]	<0.01	<0.01	<0.01	<0.01	<0.01	<0.01
	Molybdenum	µg/L	9	70[#13]			9.5	-	-	-	-	-
	Molybdenum (Filtered)	µg/L	3	70[#13]								
	Nickel	µg/L	1	20[#1]	8.6[#5]	4(bio)[#10]	11.1	10.6	10.6	10.8	15	13.1
	Nickel (Filtered)	µg/L	0.4	20[#1]	8.6[#5]	4(bio)[#10]	9.27	8.83	9.89	10	9.21	11

						Location	WS05005	WS05005	WS05005	WS05005	WS05005	WS05005
						Sampled_Date_Time	21/02/2020	19/03/2020	29/04/2020	12/05/2020	10/06/2020	31/07/2020
						Sample_Depth_Avg	3	3	4	3.5	4	1.39
						Project_ID	LTC - Phase 2 LTM	LTC - Phase 2	LTC - Phase 2 LTM	LTC - Phase 2	LTC - Phase 2	LTC - Phase 2
				UK Drinking Water Standards	UK Estuaries and coastal waters EQS	UK Freshwater EQS						
Chem_Group	**Analyte**	**Units**	**MDL**									
	Selenium	µg/L	1	10[#1]			<1	<1	<1	<1	<1	<1
	Selenium (Filtered)	µg/L	1	10[#1]			<1	-	-	-	-	-
	Strontium (Filtered)	µg/L	1				649	775	841	1030	1200	1340
	Vanadium	µg/L	5		100[#14]	20[#15]	5.73	-	-	-	-	-
	Vanadium (Filtered)	µg/L	1		100[#14]	20[#15]						
	Zinc	µg/L	5	3000[#16]	7.9[#17]	10.9(bio)[#10]	15.9	9.45	<5	<5	16.9	7.74
	Zinc (Filtered)	µg/L	1	3000[#16]	7.9[#17]	10.9(bio)[#10]	1.02	-	-	-	-	-
Inorganics	Total Hardness	mg/l	0.35				438	717	758	928	971	1270
	Alkalinity (Bicarbonate as CaCO3)	mg/L	2				-	-	-	-	-	-
	Alkalinity (Bicarbonate) as HCO3	mg/L	2				168	799	885	1050	1060	1390
	Alkalinity (total) as CaCO3	mg/L	2				559	655	725	860	870	1140
	Ammoniacal Nitrogen as N (Filtered)	mg/L	0.01		0.021[#2]	0.6[#18]	1.19	2.47	2.13	2.59	1.7	3.33
	Ammoniacal Nitrogen as NH3	mg/L	0.2				-	-	-	-	-	-
	Ammoniacal Nitrogen as NH3 (Filtered)	mg/L	0.01				-	-	-	-	-	-
	Bromide (Filtered)	mg/L	0.06				4.87	11.6	13.5	15.1	16.8	18.3
	Calcium (Filtered)	mg/L	0.2				63.9	74.5	86.2	95.1	123	123
	Chloride (Filtered)	mg/L	0.08	250[#1]		250[#4]	653	1690	2200	2250	2310	3320
	Cyanide (Free) (Filtered)	µg/L	2.5	50[#1]	1[#2]	1[#2]	<2.5	<2.5	<2.5	<2.5	<2.5	<2.5
	Cyanide Total (Filtered)	µg/L	5	50[#1]	1[#2]	1[#2]	<5	<5	<5	<5	<5	<5
	cyanides-complex (Filtered)	µg/L	5	50[#1]	1[#2]	1[#2]	<5	<5	<5	<5	<5	<5
	Fluoride (Filtered)	µg/L	500	1500[#1]	5000[#8]	1000[#19]	<500	918	824	781	801	848
	Iodide	mg/L					<0.1	<0.1	<0.1	<0.1	<0.1	<0.1
	Magnesium (Filtered)	mg/L	0.036				81.7	106	123	157	176	218
	Nitrate (as N) (Filtered)	mg/L	0.0677				0.581	<0.3	<0.3	0.985	1.13	<0.3
	Nitrate (as NO3-) (Filtered)	mg/L	0.3	50(NO3)[#20]			-	<0.05	-	-	-	-
	Nitrite (as NO2-) (Filtered)	mg/L	0.04	0.5(NO2)[#21]								
	Phosphorus	µg/L	20				-	317	327	570	510	1070

						Location	WS05005	WS05005	WS05005	WS05005	WS05005	WS05005
						Sampled_Date_Time	21/02/2020	19/03/2020	29/04/2020	12/05/2020	10/06/2020	31/07/2020
						Sample_Depth_Avg	3	3	4	3.5	4	1.39
						Project_ID	LTC - Phase 2 LTM	LTC - Phase 2	LTC - Phase 2 LTM	LTC - Phase 2	LTC - Phase 2	LTC - Phase 2
				UK Drinking Water Standards	UK Estuaries and coastal waters EQS	UK Freshwater EQS						
Chem_Group	**Analyte**	**Units**	**MDL**									
	Phosphorus (Filtered)	µg/L	10				-	235	310	506	179	500
	Potassium (Filtered)	mg/L	0.2				52.5	59.8	65.2	71.9	81.8	88.7
	Sodium (Filtered)	mg/L	0.076	200[#1]			1070	1080	1370	1580	1610	2430
	Sulphate (Filtered)	mg/L	2	250(SO4)[#22]		400[#4]	173	362	390	518	599	459
	Orthophosphate as P (Filtered)	µg/L	20				<20	-	-	-	-	-
PAH	Naphthalene	µg/L	0.01		2[#2]	2[#2]	0.0285	<0.01	0.0139	<0.01	<0.01	<0.02
	Acenaphthene	µg/L	0.005			No UK EQS	<0.005	<0.005	<0.005	<0.005	<0.005	<0.01
	Acenaphthylene	µg/L	0.005			No UK EQS	0.0121	<0.005	<0.005	<0.005	<0.005	<0.01
	Fluoranthene	µg/L	0.005		0.0063[#2]	0.0063[#2]	<0.005	<0.005	<0.005	<0.005	<0.005	<0.01
	Anthracene	µg/L	0.005		0.1[#2]	0.1[#2]	<0.005	<0.005	<0.005	<0.005	<0.005	<0.01
	Phenanthrene	µg/L	0.005			No UK EQS	0.00757	<0.005	<0.005	<0.005	<0.005	<0.01
	Fluorene	µg/L	0.005			No UK EQS	<0.005	<0.005	<0.005	<0.005	<0.005	<0.01
	Chrysene	µg/L	0.005			No UK EQS	<0.005	<0.005	<0.005	<0.005	<0.005	<0.01
	Pyrene	µg/L	0.005			No UK EQS	<0.005	<0.005	<0.005	<0.005	0.00504	<0.01
	Benzo(a)anthracene	µg/L	0.005			No UK EQS	<0.005	<0.005	<0.005	<0.005	<0.005	<0.01
	Benzo(b)fluoranthene	µg/L	0.005	0.025[#23]	See BaP[#24]	See BaP[#24]	<0.005	<0.005	<0.005	<0.005	<0.005	<0.01
	Benzo(k)fluoranthene	µg/L	0.005	0.025[#23]	See BaP[#24]	See BaP[#24]	<0.005	<0.005	<0.005	<0.005	<0.005	<0.01
	Benzo(a)pyrene	µg/L	0.002	0.01[#1]	0.00017[#24]	0.00017[#24]	<0.002	<0.002	<0.002	<0.002	<0.002	<0.004
	Dibenz(a,h)anthracene	µg/L	0.005			No UK EQS	<0.005	<0.005	<0.005	<0.005	<0.005	<0.01
	Benzo(g,h,i)perylene	µg/L	0.005	0.025[#23]	See BaP[#24]	See BaP[#24]	<0.005	<0.005	<0.005	<0.005	<0.005	<0.01
	Indeno(1,2,3-c,d)pyrene	µg/L	0.005	0.025[#23]	See BaP[#24]	See BaP[#24]	<0.005	<0.005	<0.005	<0.005	<0.005	<0.01
	PAH 16 Total	µg/L	0.082				<0.082	<0.082	<0.082	<0.082	<0.082	<0.164
TPH CWG	>C5-C6 Aliphatics	µg/L	10	See TPH	See TPH	See TPH	<10	<10	<10	<10	<10	<10
	>C6-C8 Aliphatics	µg/L	10	See TPH	See TPH	See TPH	<10	<10	<10	<10	<10	<10
	>C8-C10 Aliphatics	µg/L	10	See TPH	See TPH	See TPH	<10	<10	<10	<10	<10	<10
	>C10-C12 Aliphatics	µg/L	10	See TPH	See TPH	See TPH	<10	<10	<10	<10	<10	<10
	>C12-C16 Aliphatics	µg/L	10	See TPH	See TPH	See TPH	<10	<10	<10	<10	<10	<20

						Location	WS05005	WS05005	WS05005	WS05005	WS05005	WS05005
						Sampled_Date_Time	21/02/2020	19/03/2020	29/04/2020	12/05/2020	10/06/2020	31/07/2020
						Sample_Depth_Avg	3	3	4	3.5	4	1.39
						Project_ID	LTC - Phase 2 LTM	LTC - Phase 2	LTC - Phase 2 LTM	LTC - Phase 2	LTC - Phase 2	LTC - Phase 2
				UK Drinking Water Standards	UK Estuaries and coastal waters EQS	UK Freshwater EQS						
Chem_Group	**Analyte**	**Units**	**MDL**									
	>C16-C21 Aliphatics	µg/L	10	See TPH	See TPH	See TPH	<10	<10	<10	<10	<10	<20
	>C21-C35 Aliphatics	µg/L	10	See TPH	See TPH	See TPH	<10	<10	<10	<10	<10	<20
	>C16-C35 Aliphatics	µg/L	10				<10	<10	<10	<10	<10	<20
	Total Aliphatics >C12-C35	µg/L	10				<10	<10	<10	<10	<10	<20
	>EC5-EC7 Aromatics	µg/L	10				-	-	-	-	-	-
	>EC6-EC7 Aromatics	µg/L	10				<10	<10	<10	<10	<10	<10
	>EC7-EC8 Aromatics	µg/L	10	See TPH	See TPH	See TPH	<10	<10	<10	<10	<10	<10
	>EC8-EC10 Aromatics	µg/L	10	See TPH	See TPH	See TPH	<10	<10	<10	<10	<10	<10
	>EC10-EC12 Aromatics	µg/L	10	See TPH	See TPH	See TPH	<10	<10	<10	<10	<10	<10
	>EC12-EC16 Aromatics	µg/L	10	See TPH	See TPH	See TPH	<10	<10	<10	<10	<10	<20
	>EC16-EC21 Aromatics	µg/L	10	See TPH	See TPH	See TPH	<10	<10	<10	<10	<10	<20
	>EC21-EC35 Aromatics	µg/L	10	See TPH	See TPH	See TPH	<10	<10	<10	<10	<10	<20
	Total Aromatics >EC12-EC35	µg/L	10				<10	<10	<10	<10	<10	<20
	TPH >C5-C35 Aliphatics/Aromatics	µg/L	10	|10[#25]	|50[#26]	|50[#26]	<10	<10	<10	<10	<10	<10
TPH	GRO >C5-12	µg/L	50				<50	<50	<50	<50	<50	<50
BTEX and MTBE	Benzene	µg/L	1	1[#1]	8[#2]	10[#2]	<7	<7	<7	<7	<7	<7
	Toluene	µg/L	1	700[#3]	74[#2]	74[#2]	<4	<4	<4	<4	<4	<4
	Ethylbenzene	µg/L	1	300[#3]	20[#27]	20[#27]	<5	<5	<5	<5	<5	<5
	Xylene (m & p)	µg/L	1	250[#28]	15[#29]	15[#29]	<8	<8	<8	<8	<8	<8
	Xylene (o)	µg/L	1	250[#28]	15[#29]	15[#29]	<3	<3	<3	<3	<3	<3
	Xylene Total	µg/L	2	500[#3]	30[#4]	30[#4]	<11	<11	<11	<11	<11	<11
	MTBE	µg/L	1	15[#30]	15[#30]	15[#31]	<3	<3	<3	<3	<3	<3
	Total BTEX	µg/L	28				<28	<28	<28	<28	<28	<28
VOC	Styrene	µg/L	1		50[#4]	50[#4]	-	-	-	-	-	-
	cis-1,3-dichloropropene	µg/L	1				-	-	-	-	-	-
	trans-1,3-dichloropropene	µg/L	1				-	-	-	-	-	-
	1,1,1,2-tetrachloroethane	µg/L	1			70[#32]	-	-	-	-	-	-

						Location	WS05005	WS05005	WS05005	WS05005	WS05005	WS05005
						Sampled_Date_Time	21/02/2020	19/03/2020	29/04/2020	12/05/2020	10/06/2020	31/07/2020
						Sample_Depth_Avg	3	3	4	3.5	4	1.39
						Project_ID	LTC - Phase 2 LTM	LTC - Phase 2	LTC - Phase 2 LTM	LTC - Phase 2	LTC - Phase 2	LTC - Phase 2
				UK Drinking Water Standards	UK Estuaries and coastal waters EQS	UK Freshwater EQS						
Chem_Group	**Analyte**	**Units**	**MDL**									
	1,1,1-trichloroethane	µg/L	1	2000[#33]	100[#4]	100[#4]	-	-	-	-	-	-
	1,1,2,2-tetrachloroethane	µg/L	1			70[#32]	-	-	-	-	-	-
	1,1,2-trichloroethane	µg/L	1		300[#4]	400[#4]	-	-	-	-	-	-
	1,1-dichloroethane	µg/L	1	2.8[#34]			-	-	-	-	-	-
	1,1-dichloroethene	µg/L	1	140[#35]			-	-	-	-	-	-
	1,1-dichloropropene	µg/L	1				-	-	-	-	-	-
	1,2,3-trichloropropane	µg/L	1				-	-	-	-	-	-
	1,2,4-trimethylbenzene	µg/L	1				-	-	-	-	-	-
	1,2-dibromo-3-chloropropane	µg/L	1				-	-	-	-	-	-
	1,2-dibromoethane	µg/L	1				-	-	-	-	-	-
	1,2-dichloroethane	µg/L	1	3[#1]	10[#2]	10[#2]	-	-	-	-	-	-
	1,2-dichloropropane	µg/L	1				-	-	-	-	-	-
	1,3,5-trimethylbenzene	µg/L	1				-	-	-	-	-	-
	1,3-dichloropropane	µg/L	1				-	-	-	-	-	-
	2,2-dichloropropane	µg/L	1				-	-	-	-	-	-
	2-chlorotoluene	µg/L	1				-	-	-	-	-	-
	4-chlorotoluene	µg/L	1				-	-	-	-	-	-
	Bromobenzene	µg/L	1				-	-	-	-	-	-
	Bromochloromethane	µg/L	1				-	-	-	-	-	-
	Bromodichloromethane	µg/L	1	25[#36]			-	-	-	-	-	-
	Bromoform	µg/L	1	25[#36]			-	-	-	-	-	-
	Bromomethane	µg/L	1				-	-	-	-	-	-
	Carbon disulfide	µg/L	1				-	-	-	-	-	-
	Carbon tetrachloride	µg/L	1	3[#1]	12[#2]	12[#2]	-	-	-	-	-	-
	Chlorodibromomethane	µg/L	1	25[#36]			-	-	-	-	-	-
	Chloroethane	µg/L	1				-	-	-	-	-	-
	Chloroform	µg/L	1	25[#36]	2.5[#2]	2.5[#2]	-	-	-	-	-	-

						Location	WS05005	WS05005	WS05005	WS05005	WS05005	WS05005
						Sampled_Date_Time	21/02/2020	19/03/2020	29/04/2020	12/05/2020	10/06/2020	31/07/2020
						Sample_Depth_Avg	3	3	4	3.5	4	1.39
						Project_ID	LTC - Phase 2 LTM	LTC - Phase 2	LTC - Phase 2 LTM	LTC - Phase 2	LTC - Phase 2	LTC - Phase 2
				UK Drinking Water Standards	UK Estuaries and coastal waters EQS	UK Freshwater EQS						
Chem_Group	**Analyte**	**Units**	**MDL**									
	Chloromethane	µg/L	1				-	-	-	-	-	-
	cis-1,2-dichloroethene	µg/L	1	25[#37]			-	-	-	-	-	-
	Dibromomethane	µg/L	1				-	-	-	-	-	-
	Dichlorodifluoromethane	µg/L	1				-	-	-	-	-	-
	Dichloromethane	µg/L	3		20[#2]	20[#2]	-	-	-	-	-	-
	Isopropylbenzene	µg/L	1				-	-	-	-	-	-
	n-butylbenzene	µg/L	1				-	-	-	-	-	-
	n-propylbenzene	µg/L	1				-	-	-	-	-	-
	p-isopropyltoluene	µg/L	1				-	-	-	-	-	-
	sec-butylbenzene	µg/L	1				-	-	-	-	-	-
	Trichloroethene	µg/L	1	5[#38]	10[#2]	10[#2]	-	-	-	-	-	-
	tert-butylbenzene	µg/L	1				-	-	-	-	-	-
	Tetrachloroethene	µg/L	1	5[#38]	10[#2]	10[#2]	-	-	-	-	-	-
	trans-1,2-dichloroethene	µg/L	1	25[#37]			-	-	-	-	-	-
	Trichlorofluoromethane	µg/L	1				-	-	-	-	-	-
	Vinyl chloride	µg/L	1	0.5[#1]			-	-	-	-	-	-
	tert-Amyl methyl ether	µg/L	1				-	-	-	-	-	-
VOC/SVOC	1,2,3-trichlorobenzene	µg/L	0.01		0.13[#39]	0.13[#39]	-	-	-	-	-	-
	1,2,4-trichlorobenzene	µg/L	0.01		0.13[#39]	0.13[#39]	-	-	-	-	-	-
	1,2-dichlorobenzene	µg/L	1		6.7[#40]	6.7[#40]	-	-	-	-	-	-
	1,3,5-Trichlorobenzene	µg/L	0.01		0.13[#39]	0.13[#39]	-	-	-	-	-	-
	1,3-dichlorobenzene	µg/L	1		6.7[#40]	6.7[#40]	-	-	-	-	-	-
	1,4-dichlorobenzene	µg/L	1		6.7[#40]	6.7[#40]	-	-	-	-	-	-
	Chlorobenzene	µg/L	1	100[#41]			-	-	-	-	-	-
	Hexachlorobutadiene	µg/L	0.01		0.6(MAC)[#12]	0.6(MAC)[#12]	-	-	-	-	-	-
SVOC	4-bromophenyl phenyl ether	µg/L	1				-	-	-	-	-	-
	4-nitroaniline	µg/L	1				-	-	-	-	-	-

						Location	WS05005	WS05005	WS05005	WS05005	WS05005	WS05005
						Sampled_Date_Time	21/02/2020	19/03/2020	29/04/2020	12/05/2020	10/06/2020	31/07/2020
						Sample_Depth_Avg	3	3	4	3.5	4	1.39
						Project_ID	LTC - Phase 2 LTM	LTC - Phase 2	LTC - Phase 2 LTM	LTC - Phase 2	LTC - Phase 2	LTC - Phase 2
				UK Drinking Water Standards	UK Estuaries and coastal waters EQS	UK Freshwater EQS						
Chem_Group	**Analyte**	**Units**	**MDL**									
	4-nitrophenol	µg/L	1				-	-	-	-	-	-
	2,4,5-trichlorophenol	µg/L	1				-	-	-	-	-	-
	2,4,6-trichlorophenol	µg/L	1				-	-	-	-	-	-
	2,4-dichlorophenol	µg/L	1		0.42[#2]	4.2[#2]	-	-	-	-	-	-
	2,4-dimethylphenol	µg/L	1				-	-	-	-	-	-
	2,4-dinitrotoluene	µg/L	1				-	-	-	-	-	-
	2,6-dinitrotoluene	µg/L	1				-	-	-	-	-	-
	2-chloronaphthalene	µg/L	1				-	-	-	-	-	-
	2-chlorophenol	µg/L	1		50[#4]	50[#4]	-	-	-	-	-	-
	2-methylnaphthalene	µg/L	1				-	-	-	-	-	-
	2-methylphenol	µg/L	1				-	-	-	-	-	-
	2-nitroaniline	µg/L	1				-	-	-	-	-	-
	2-nitrophenol	µg/L	1				-	-	-	-	-	-
	3-nitroaniline	µg/L	1				-	-	-	-	-	-
	4,6-Dinitro-2-methylphenol	µg/L					-	-	-	-	-	-
	4-chloro-3-methylphenol	µg/L	1		40[#4]	40[#4]	-	-	-	-	-	-
	4-chloroaniline	µg/L	1				-	-	-	-	-	-
	4-chlorophenyl phenyl ether	µg/L	1				-	-	-	-	-	-
	4-methylphenol	µg/L	1				-	-	-	-	-	-
	Azobenzene	µg/L	1				-	-	-	-	-	-
	Bis(2-chloroethoxy) methane	µg/L	1				-	-	-	-	-	-
	Bis(2-chloroethyl)ether	µg/L	1				-	-	-	-	-	-
	Bis(2-ethylhexyl) phthalate	µg/L	2		1.3[#2]	1.3[#2]	-	-	-	-	-	-
	Butyl benzyl phthalate	µg/L	1		0.75[#2]	7.5[#2]	-	-	-	-	-	-
	Carbazole	µg/L	1				-	-	-	-	-	-
	Dibenzofuran	µg/L	1				-	-	-	-	-	-
	Diethylphthalate	µg/L	1		200[#4]	200[#4]	-	-	-	-	-	-

						Location	WS05005	WS05005	WS05005	WS05005	WS05005	WS05005
						Sampled_Date_Time	21/02/2020	19/03/2020	29/04/2020	12/05/2020	10/06/2020	31/07/2020
						Sample_Depth_Avg	3	3	4	3.5	4	1.39
						Project_ID	LTC - Phase 2 LTM	LTC - Phase 2	LTC - Phase 2 LTM	LTC - Phase 2	LTC - Phase 2	LTC - Phase 2
				UK Drinking Water Standards	UK Estuaries and coastal waters EQS	UK Freshwater EQS						
Chem_Group	**Analyte**	**Units**	**MDL**									
	Dimethyl phthalate	µg/L	1		800[#4]	800[#4]	-	-	-	-	-	-
	Di-n-butyl phthalate	µg/L	1		8[#4]	8[#4]	-	-	-	-	-	-
	Di-n-octyl phthalate	µg/L	5		20[#4]	20[#4]	-	-	-	-	-	-
	Hexachlorobenzene	µg/L	0.01		0.05(MAC)[#12]	0.05(MAC)[#12]	-	-	-	-	-	-
	Hexachlorocyclopentadiene	µg/L	1				-	-	-	-	-	-
	Hexachloroethane	µg/L	1				-	-	-	-	-	-
	Isophorone	µg/L	1				-	-	-	-	-	-
	Nitrobenzene	µg/L	1				-	-	-	-	-	-
	N-nitrosodi-n-propylamine	µg/L	1				-	-	-	-	-	-
	Pentachlorobenzene	µg/L	0.01		0.0007[#2]	0.007[#2]	-	-	-	-	-	-
	Pentachloronitrobenzene	µg/L	0.01				-	-	-	-	-	-
	Pentachlorophenol	µg/L	1		0.4[#2]	0.4[#2]	-	-	-	-	-	-
PCB	Heptachlorobiphenyl, 2,3,3,4,4,5,5- (PCB 189)	µg/L	0.015				-	-	-	-	-	-
	Hexachlorobiphenyl, 2,3,3,4,4,5- (PCB 156)	µg/L	0.015				-	-	-	-	-	-
	Hexachlorobiphenyl, 2,3,3,4,4,5- (PCB 157)	µg/L	0.015				-	-	-	-	-	-
	Hexachlorobiphenyl, 2,3,4,4,5,5- (PCB 167)	µg/L	0.015				-	-	-	-	-	-
	Hexachlorobiphenyl, 3,3,4,4,5,5- (PCB 169)	µg/L	0.015				-	-	-	-	-	-
	PCB 101	µg/L	0.015				-	-	-	-	-	-
	PCB 118	µg/L	0.015				-	-	-	-	-	-
	PCB 138	µg/L	0.015				-	-	-	-	-	-
	PCB 153	µg/L	0.015				-	-	-	-	-	-
	PCB 180	µg/L	0.015				-	-	-	-	-	-
	PCB 28	µg/L	0.015				-	-	-	-	-	-
	PCB 52	µg/L	0.015				-	-	-	-	-	-
	Pentachlorobiphenyl, 2,3,3,4,4- (PCB 105)	µg/L	0.015				-	-	-	-	-	-
	Pentachlorobiphenyl, 2,3,4,4,5- (PCB 114)	µg/L	0.015				-	-	-	-	-	-
	Pentachlorobiphenyl, 2,3,4,4,5- (PCB 123)	µg/L	0.015				-	-	-	-	-	-

						Location	WS05005	WS05005	WS05005	WS05005	WS05005	WS05005
						Sampled_Date_Time	21/02/2020	19/03/2020	29/04/2020	12/05/2020	10/06/2020	31/07/2020
						Sample_Depth_Avg	3	3	4	3.5	4	1.39
						Project_ID	LTC - Phase 2 LTM	LTC - Phase 2	LTC - Phase 2 LTM	LTC - Phase 2	LTC - Phase 2	LTC - Phase 2
				UK Drinking Water Standards	UK Estuaries and coastal waters EQS	UK Freshwater EQS						
Chem_Group	**Analyte**	**Units**	**MDL**									
	Pentachlorobiphenyl, 3,3,4,4,5- (PCB 126)	µg/L	0.015				-	-	-	-	-	-
	Tetrachlorobiphenyl, 3,3,4,4- (PCB 77)	µg/L	0.015				-	-	-	-	-	-
	Tetrachlorobiphenyl, 3,4,4,5- (PCB 81)	µg/L	0.015				-	-	-	-	-	-
	Total PCB 7 Congeners	µg/L	0.105				-	-	-	-	-	-
Phenolics	Xylenols (Filtered)	µg/L	0.5				0.52	<0.5	<0.5	<0.5	0.54	0.84
	Cresol Total (Filtered)	µg/L	0.5				5.58	<0.5	<0.5	<0.5	<0.5	<0.5
	Phenol	µg/L	1	5800[#34]	7.7[#2]	7.7[#2]	-	-	-	-	-	-
	Phenol (Filtered)	µg/L	0.5	5800[#34]	7.7[#2]	7.7[#2]	2.8	<0.5	<0.5	<0.5	<0.5	<0.5
	Phenols Monohydric (Filtered)	µg/L	0.5				8.9	<0.5	<0.5	<0.5	0.54	0.84
Organotins	Tributyltin	µg/L	0.001		0.0002[#2]	0.0002[#2]	-	-	-	-	-	-
Biological	Coliforms Total (Confirmed)	CFU/100mL					-	-	-	-	-	-
	Coliforms Total (Presumptive)	CFU/100mL					-	-	-	-	-	-
	Escherichia coli (Confirmed)	CFU/100mL					-	-	-	-	-	-
	Escherichia coli (Presumptive)	CFU/100mL					-	-	-	-	-	-
	Faecal streptococci (Confirmed)	CFU/100mL					-	-	-	-	-	-
	Faecal streptococci (Presumptive)	CFU/100mL					-	-	-	-	-	-
	Faecal Streptococci cfu/100ml	cfu/100ml										
	Coliform	cfu/100 ml										
	Salmonella	Detect					-	-	-	-	-	-
Pesticides	1-(3.4-Dichlorophenyl) urea (DCPU)	µg/l					-	-	-	-	-	-
	2-(4-Chlorophenoxy)propionic acid, 4-CPP	µg/l					-	-	-	-	-	-
	2-amino-N-(isopropyl)benzamide	µg/l					-	-	-	-	-	-
	2-Chloro-2.6-diethylacetanilide	µg/l					-	-	-	-	-	-
	Acibenzolar-S-methyl	µg/l					-	-	-	-	-	-
	Aminopyralid	µg/l					-	-	-	-	-	-
	Azoxystrobin	µg/L					-	-	-	-	-	-
	BAM	µg/l					-	-	-	-	-	-

						Location	WS05005	WS05005	WS05005	WS05005	WS05005	WS05005
						Sampled_Date_Time	21/02/2020	19/03/2020	29/04/2020	12/05/2020	10/06/2020	31/07/2020
						Sample_Depth_Avg	3	3	4	3.5	4	1.39
						Project_ID	LTC - Phase 2 LTM	LTC - Phase 2	LTC - Phase 2 LTM	LTC - Phase 2	LTC - Phase 2	LTC - Phase 2
				UK Drinking Water Standards	UK Estuaries and coastal waters EQS	UK Freshwater EQS						
Chem_Group	**Analyte**	**Units**	**MDL**									
	Benalaxyl	µg/l					-	-	-	-	-	-
	Bentazone methyl	µg/l					-	-	-	-	-	-
	Bifenox	µg/L					-	-	-	-	-	-
	Bitertanol	µg/l					-	-	-	-	-	-
	Boscalid	µg/l					-	-	-	-	-	-
	Cadusafos	µg/l					-	-	-	-	-	-
	Carfentrazone-ethyl	µg/L					-	-	-	-	-	-
	Chloridazon-desphenyl	µg/l					-	-	-	-	-	-
	Chloridazon-methyl desphenyl	µg/l					-	-	-	-	-	-
	Chlorotoluron-desmethyl	µg/l					-	-	-	-	-	-
	Chlorpropham	µg/L			10[#4]	10[#4]	-	-	-	-	-	-
	Clodinafop	µg/l					-	-	-	-	-	-
	Clomeprop	µg/l					-	-	-	-	-	-
	Crimidine	µg/l					-	-	-	-	-	-
	Cybutryne (Irgarol)	µg/l					-	-	-	-	-	-
	Cyprazine	µg/l					-	-	-	-	-	-
	Cyprodinil	µg/L					-	-	-	-	-	-
	Dichlofenthion	µg/l					-	-	-	-	-	-
	Dichlormid	µg/l					-	-	-	-	-	-
	Diethofencarb	µg/l					-	-	-	-	-	-
	Difenacoum	µg/l					-	-	-	-	-	-
	Dimefuron	µg/l					-	-	-	-	-	-
	Dimethachlo	µg/l					-	-	-	-	-	-
	Dimethenamid	µg/l					-	-	-	-	-	-
	Dimethomorph	µg/l					-	-	-	-	-	-
	Dinoterb	µg/l					-	-	-	-	-	-
	Diuron desmethyl (DCPMU)	µg/l					-	-	-	-	-	-

						Location	WS05005	WS05005	WS05005	WS05005	WS05005	WS05005
						Sampled_Date_Time	21/02/2020	19/03/2020	29/04/2020	12/05/2020	10/06/2020	31/07/2020
						Sample_Depth_Avg	3	3	4	3.5	4	1.39
						Project_ID	LTC - Phase 2 LTM	LTC - Phase 2	LTC - Phase 2 LTM	LTC - Phase 2	LTC - Phase 2	LTC - Phase 2
				UK Drinking Water Standards	UK Estuaries and coastal waters EQS	UK Freshwater EQS						
Chem_Group	**Analyte**	**Units**	**MDL**									
	Epoxiconazole	µg/l					-	-	-	-	-	-
	Etrimphos	µg/L	0.01				-	-	-	-	-	-
	Fenoxaprop	µg/l					-	-	-	-	-	-
	Fenpropidin	µg/l					-	-	-	-	-	-
	Fenuron	µg/l					-	-	-	-	-	-
	Fipronil	µg/L					-	-	-	-	-	-
	Florasulam	µg/l					-	-	-	-	-	-
	Fluazifop	µg/l					-	-	-	-	-	-
	Fluazifop-P-butyl	µg/L					-	-	-	-	-	-
	Foramsulfuron	µg/l					-	-	-	-	-	-
	Furathiocarb	µg/l					-	-	-	-	-	-
	Haloxyfop	µg/l					-	-	-	-	-	-
	Haloxyfop-p-methyl	µg/l					-	-	-	-	-	-
	Heptachlor epoxide	µg/L	0.01	0.03[#1]			-	-	-	-	-	-
	Imazamox	µg/l					-	-	-	-	-	-
	Indoxacarb	µg/L					-	-	-	-	-	-
	Isoproturon-desmethyl	µg/l					-	-	-	-	-	-
	Isoproturon-monodesmethyl	µg/l					-	-	-	-	-	-
	Isopyrazam	µg/l					-	-	-	-	-	-
	Kresoxim-methyl	µg/l					-	-	-	-	-	-
	Malaoxon	µg/l					-	-	-	-	-	-
	Mandipropamid	µg/l					-	-	-	-	-	-
	Mecarbam	µg/l					-	-	-	-	-	-
	Mesotrione	µg/l					-	-	-	-	-	-
	Metconazole	µg/l					-	-	-	-	-	-
	Metribuzin-desamino	µg/l					-	-	-	-	-	-
	Naptalam	µg/l					-	-	-	-	-	-

						Location	WS05005	WS05005	WS05005	WS05005	WS05005	WS05005
						Sampled_Date_Time	21/02/2020	19/03/2020	29/04/2020	12/05/2020	10/06/2020	31/07/2020
						Sample_Depth_Avg	3	3	4	3.5	4	1.39
						Project_ID	LTC - Phase 2 LTM	LTC - Phase 2	LTC - Phase 2 LTM	LTC - Phase 2	LTC - Phase 2	LTC - Phase 2
				UK Drinking Water Standards	UK Estuaries and coastal waters EQS	UK Freshwater EQS						
Chem_Group	**Analyte**	**Units**	**MDL**									
	Nicosulfuron	µg/l					-	-	-	-	-	-
	Nuarimol	µg/l					-	-	-	-	-	-
	Oxadixyl	µg/l					-	-	-	-	-	-
	Paraoxon-ethyl	µg/l					-	-	-	-	-	-
	Parathion-ethyl	µg/l					-	-	-	-	-	-
	Penconazole	µg/l					-	-	-	-	-	-
	Pencycuron	µg/l					-	-	-	-	-	-
	Phosphamidon II (E)	µg/l	0.01				-	-	-	-	-	-
	Pretilachlor	µg/l					-	-	-	-	-	-
	Primisulfuron-methyl	µg/l					-	-	-	-	-	-
	Prodiamine	µg/l					-	-	-	-	-	-
	Propaquizafop	µg/l					-	-	-	-	-	-
	Propetamphos	µg/L	0.01		0.03[#4]	0.03[#4]	-	-	-	-	-	-
	Prosulfocarb	µg/l					-	-	-	-	-	-
	Prothioconazole	µg/l					-	-	-	-	-	-
	Pyribenzoxim	µg/l					-	-	-	-	-	-
	Quinmerac	µg/l					-	-	-	-	-	-
	Quizalofop	µg/l					-	-	-	-	-	-
	Rimsulfuron	µg/l					-	-	-	-	-	-
	Sebuthylazine	µg/l					-	-	-	-	-	-
	Simazine-2-hydroxy	µg/l					-	-	-	-	-	-
	Sodium Acifluorfen	µg/L					-	-	-	-	-	-
	Sulfosulfuron	µg/l					-	-	-	-	-	-
	Tecnazene	µg/L	0.01		1[#4]	1[#4]	-	-	-	-	-	-
	Teflubenzuron	µg/l					-	-	-	-	-	-
	Terbuthylazine-desethyl	µg/l					-	-	-	-	-	-
	Terbuthylazine-desethyl-2-hydroxy	µg/l					-	-	-	-	-	-

						Location	WS05005	WS05005	WS05005	WS05005	WS05005	WS05005
						Sampled_Date_Time	21/02/2020	19/03/2020	29/04/2020	12/05/2020	10/06/2020	31/07/2020
						Sample_Depth_Avg	3	3	4	3.5	4	1.39
						Project_ID	LTC - Phase 2 LTM	LTC - Phase 2	LTC - Phase 2 LTM	LTC - Phase 2	LTC - Phase 2	LTC - Phase 2
				UK Drinking Water Standards	UK Estuaries and coastal waters EQS	UK Freshwater EQS						
Chem_Group	**Analyte**	**Units**	**MDL**									
	Terbuthylazine-hydroxy	µg/l					-	-	-	-	-	-
	Thiabendazole	µg/L			5[#4]	5[#4]	-	-	-	-	-	-
	Thiamethoxam	µg/L					-	-	-	-	-	-
	Tribenuron-methyl	µg/L					-	-	-	-	-	-
	Trietazine	µg/L	0.01				-	-	-	-	-	-
	Trifloxysulfuron-sodium	µg/l					-	-	-	-	-	-
	Triflusulfuron-methyl	µg/l					-	-	-	-	-	-
	Triforine	µg/l					-	-	-	-	-	-
	Triticonazole	µg/l					-	-	-	-	-	-
	Desmetryn	mg/L					-	-	-	-	-	-
	Simetryn	mg/L					-	-	-	-	-	-
	Clothianidin	µg/L					-	-	-	-	-	-
	Cymoxanil	µg/L					-	-	-	-	-	-
	Fluazifop-butyl	µg/L					-	-	-	-	-	-
	Imazamethabenz-methyl	µg/L					-	-	-	-	-	-
	Mesosulfuron-methyl	µg/L					-	-	-	-	-	-
	Metamitron	µg/L					-	-	-	-	-	-
	Metobromuron	µg/L					-	-	-	-	-	-
	Monuron	µg/L					-	-	-	-	-	-
	Secbumeton	µg/L					-	-	-	-	-	-
	Spiroxamine	µg/L					-	-	-	-	-	-
	Clomazon	µg/L					-	-	-	-	-	-
	Metazachlor	µg/L	0.01				-	-	-	-	-	-
	Methabenzthiazuran	µg/L					-	-	-	-	-	-
	Iprovalicarb	µg/L					-	-	-	-	-	-
	Chloroxuron	µg/L					-	-	-	-	-	-
	Neburon	µg/L					-	-	-	-	-	-

						Location	WS05005	WS05005	WS05005	WS05005	WS05005	WS05005
						Sampled_Date_Time	21/02/2020	19/03/2020	29/04/2020	12/05/2020	10/06/2020	31/07/2020
						Sample_Depth_Avg	3	3	4	3.5	4	1.39
						Project_ID	LTC - Phase 2 LTM	LTC - Phase 2	LTC - Phase 2 LTM	LTC - Phase 2	LTC - Phase 2	LTC - Phase 2
				UK Drinking Water Standards	UK Estuaries and coastal waters EQS	UK Freshwater EQS						
Chem_Group	**Analyte**	**Units**	**MDL**									
	Metribuzin	µg/L					-	-	-	-	-	-
	2,3,6-Trichlorobenzoic Acid (Tba)	µg/L					-	-	-	-	-	-
	2,4,5-Trichlorophenoxy Acetic Acid	µg/L					-	-	-	-	-	-
	2,4,5-TP (Silvex)	µg/L					-	-	-	-	-	-
	Pyrimethanil	µg/L					-	-	-	-	-	-
	Hedonal	µg/L			0.3[#2]	0.3[#2]	-	-	-	-	-	-
	2,4-DDT	µg/L	0.01		0.00625[#42]	0.00625[#42]	-	-	-	-	-	-
	Propachlor	µg/L	0.01				-	-	-	-	-	-
	Propamocarb	µg/L					-	-	-	-	-	-
	2,4-Dichlorprop	µg/L					-	-	-	-	-	-
	3-Hydroxy Carbofuran	µg/L					-	-	-	-	-	-
	4-(2,4-Dichlorophenoxy)butyric Acid (2,4-DB)	µg/L					-	-	-	-	-	-
	4,4-DDE	µg/L	0.01		0.00625[#42]	0.00625[#42]	-	-	-	-	-	-
	4-Bromo-3,5-dimethylphenyl-N-methylcarbamate	µg/L					-	-	-	-	-	-
	a-BHC	µg/L	0.01				-	-	-	-	-	-
	Acetochlor	µg/L					-	-	-	-	-	-
	Aldicarb	µg/L					-	-	-	-	-	-
	Aldicarb sulfone	µg/L					-	-	-	-	-	-
	Aldrin	µg/L	0.01	0.03[#1]	0.00125[#43]	0.0025[#44]	-	-	-	-	-	-
	Ametryn	µg/L					-	-	-	-	-	-
	Amidosulfuron	µg/L					-	-	-	-	-	-
	Acetamiprid	µg/L					-	-	-	-	-	-
	Aclonifen	µg/L					-	-	-	-	-	-
	Actril (Ioxynil)	µg/L			10[#4]	10[#4]	-	-	-	-	-	-
	Atraton	µg/L					-	-	-	-	-	-
	Atrazine	µg/L	0.01		0.6[#2]	0.6[#2]	-	-	-	-	-	-
	Azinophos methyl	µg/L	0.02		0.01[#8]	0.01[#8]	-	-	-	-	-	-

						Location	WS05005	WS05005	WS05005	WS05005	WS05005	WS05005
						Sampled_Date_Time	21/02/2020	19/03/2020	29/04/2020	12/05/2020	10/06/2020	31/07/2020
						Sample_Depth_Avg	3	3	4	3.5	4	1.39
						Project_ID	LTC - Phase 2 LTM	LTC - Phase 2	LTC - Phase 2 LTM	LTC - Phase 2	LTC - Phase 2	LTC - Phase 2
				UK Drinking Water Standards	UK Estuaries and coastal waters EQS	UK Freshwater EQS						
Chem_Group	**Analyte**	**Units**	**MDL**									
	Baygon	µg/L					-	-	-	-	-	-
	b-BHC	µg/L	0.01				-	-	-	-	-	-
	Benazolin	µg/L					-	-	-	-	-	-
	Bendiocarb	µg/L					-	-	-	-	-	-
	Bentazone	µg/L			500[#4]	500[#4]	-	-	-	-	-	-
	Bidrin	µg/L					-	-	-	-	-	-
	Bromacil	µg/L					-	-	-	-	-	-
	Bromazil	µg/L					-	-	-	-	-	-
	Bromophos-ethyl	µg/L					-	-	-	-	-	-
	Bromoxynil	µg/L			100[#4]	100[#4]	-	-	-	-	-	-
	Carbaryl	µg/L					-	-	-	-	-	-
	Carbendazim	µg/L				0.15[#4]	-	-	-	-	-	-
	Carbetamide	µg/L					-	-	-	-	-	-
	Carbofuran	µg/L					-	-	-	-	-	-
	Carbophenothion	µg/L	0.01				-	-	-	-	-	-
	Carboxin	µg/L					-	-	-	-	-	-
	Chlorbromuron	µg/L					-	-	-	-	-	-
	Chlordane (cis)	µg/L	0.01				-	-	-	-	-	-
	Azinphos Ethyl	µg/L	0.02				-	-	-	-	-	-
	Chlordane (trans)	µg/L	0.01				-	-	-	-	-	-
	Chlorfenvinphos	µg/L	0.01		0.1[#2]	0.1[#2]	-	-	-	-	-	-
	Chloridazon	µg/L					-	-	-	-	-	-
	Chlorotoluron	µg/L			2[#4]	2[#4]	-	-	-	-	-	-
	Chlorpyrifos	µg/L	0.01		0.03[#2]		-	-	-	-	-	-
	Chlorpyrifos-methyl	µg/L	0.01				-	-	-	-	-	-
	Chlorsulfuron	µg/L					-	-	-	-	-	-
	Clopyralid	µg/L					-	-	-	-	-	-

						Location	WS05005	WS05005	WS05005	WS05005	WS05005	WS05005
						Sampled_Date_Time	21/02/2020	19/03/2020	29/04/2020	12/05/2020	10/06/2020	31/07/2020
						Sample_Depth_Avg	3	3	4	3.5	4	1.39
						Project_ID	LTC - Phase 2 LTM	LTC - Phase 2	LTC - Phase 2 LTM	LTC - Phase 2	LTC - Phase 2	LTC - Phase 2
				UK Drinking Water Standards	UK Estuaries and coastal waters EQS	UK Freshwater EQS						
Chem_Group	**Analyte**	**Units**	**MDL**									
	Coumaphos	µg/L	0.01		0.03[#4]	0.03[#4]	-	-	-	-	-	-
	Cyanazine	µg/L	0.01				-	-	-	-	-	-
	Cyproconazole	µg/L					-	-	-	-	-	-
	Cyromazine	µg/L					-	-	-	-	-	-
	d-BHC	µg/L	0.01				-	-	-	-	-	-
	DDD	µg/L	0.01		0.00625[#42]	0.00625[#42]	-	-	-	-	-	-
	DDT	µg/L	0.01		0.01[#45]	0.01[#45]	-	-	-	-	-	-
	Deisopropylatrazine	µg/L					-	-	-	-	-	-
	Chlorothalonil	µg/L	0.01			0.035[#2]	-	-	-	-	-	-
	Deethylatrazine	µg/L					-	-	-	-	-	-
	Demeton-S-methyl	µg/L	0.01				-	-	-	-	-	-
	Diazinon	µg/L	0.01		0.01[#2]	0.01[#2]	-	-	-	-	-	-
	Dicamba	µg/L					-	-	-	-	-	-
	Dichlobenil	µg/L	0.01				-	-	-	-	-	-
	Dichlorvos	µg/L	0.01		0.04[#4]	0.001[#4]	-	-	-	-	-	-
	Diclofop	µg/L					-	-	-	-	-	-
	Dieldrin	µg/L	0.01	0.03[#1]	0.00125[#43]	0.0025[#44]	-	-	-	-	-	-
	Difenoconazole	µg/L					-	-	-	-	-	-
	Difenoxuron	µg/L					-	-	-	-	-	-
	Diflubenzuron	µg/L			0.005[#4]	0.001[#4]	-	-	-	-	-	-
	Diflufenican	µg/L					-	-	-	-	-	-
	Dimethoate	µg/L	0.01		0.48[#2]	0.48[#2]	-	-	-	-	-	-
	Dinoseb	µg/L					-	-	-	-	-	-
	Disulfoton	µg/L	0.01				-	-	-	-	-	-
	Diuron	µg/L			0.2[#2]	0.2[#2]	-	-	-	-	-	-
	Endosulfan I	µg/L	0.01				-	-	-	-	-	-
	Endosulfan II	µg/L	0.02				-	-	-	-	-	-

						Location	WS05005	WS05005	WS05005	WS05005	WS05005	WS05005
						Sampled_Date_Time	21/02/2020	19/03/2020	29/04/2020	12/05/2020	10/06/2020	31/07/2020
						Sample_Depth_Avg	3	3	4	3.5	4	1.39
						Project_ID	LTC - Phase 2 LTM	LTC - Phase 2	LTC - Phase 2 LTM	LTC - Phase 2	LTC - Phase 2	LTC - Phase 2
				UK Drinking Water Standards	UK Estuaries and coastal waters EQS	UK Freshwater EQS						
Chem_Group	**Analyte**	**Units**	**MDL**									
	Endosulfan sulphate	µg/L	0.02				-	-	-	-	-	-
	Endrin	µg/L	0.01		0.00125[#43]	0.0025[#44]	-	-	-	-	-	-
	s-Ethyl dipropylthiocarbamate	µg/L					-	-	-	-	-	-
	Ethiofencarb	µg/L					-	-	-	-	-	-
	Ethion	µg/L	0.01				-	-	-	-	-	-
	Ethoprop	µg/L					-	-	-	-	-	-
	Ethofumesate	µg/L					-	-	-	-	-	-
	Etridiazole	µg/L	0.01				-	-	-	-	-	-
	Fenamiphos	µg/L					-	-	-	-	-	-
	Fenarimol	µg/L					-	-	-	-	-	-
	Fenitrothion	µg/L	0.01		0.01[#4]	0.01[#4]	-	-	-	-	-	-
	Fensulfothion	µg/L					-	-	-	-	-	-
	Fenhexamid	µg/L					-	-	-	-	-	-
	Fenoxycarb	µg/L					-	-	-	-	-	-
	Fenthion	µg/L	0.01				-	-	-	-	-	-
	Fenpropimorf	µg/L					-	-	-	-	-	-
	Fluroxypyr	µg/L					-	-	-	-	-	-
	Flutolanil	µg/L					-	-	-	-	-	-
	Fonofos	µg/L					-	-	-	-	-	-
	EPTC	µg/L										
	g-BHC (Lindane)	µg/L	0.01				-	-	-	-	-	-
	Haloxyfop-methyl	µg/L					-	-	-	-	-	-
	Thifensulfuron	µg/L					-	-	-	-	-	-
	Heptachlor	µg/L	0.01	0.03[#1]			-	-	-	-	-	-
	Hexaconazole	µg/L					-	-	-	-	-	-
	Hexazinone	µg/L					-	-	-	-	-	-
	Hydroxyatrazine	µg/L					-	-	-	-	-	-

						Location	WS05005	WS05005	WS05005	WS05005	WS05005	WS05005
						Sampled_Date_Time	21/02/2020	19/03/2020	29/04/2020	12/05/2020	10/06/2020	31/07/2020
						Sample_Depth_Avg	3	3	4	3.5	4	1.39
						Project_ID	LTC - Phase 2 LTM	LTC - Phase 2	LTC - Phase 2 LTM	LTC - Phase 2	LTC - Phase 2	LTC - Phase 2
				UK Drinking Water Standards	UK Estuaries and coastal waters EQS	UK Freshwater EQS						
Chem_Group	**Analyte**	**Units**	**MDL**									
	Iprodione	µg/L					-	-	-	-	-	-
	Isodrin	µg/L	0.01		0.00125[#43]	0.0025[#44]	-	-	-	-	-	-
	Isoproturon	µg/L			0.3[#2]	0.3[#2]	-	-	-	-	-	-
	Linuron	µg/L			0.5[#2]	0.5[#2]	-	-	-	-	-	-
	Malathion	µg/L	0.01		0.02[#4]	0.01[#4]	-	-	-	-	-	-
	2-Methyl-4-chlorophenoxyacetic acid	µg/L					-	-	-	-	-	-
	2-Methyl-4-Chlorophenoxy Butanoic Acid	µg/L					-	-	-	-	-	-
	Mecoprop	µg/L			18[#2]	18[#2]	-	-	-	-	-	-
	Mefenpyr-diethyl	µg/L					-	-	-	-	-	-
	Metachlor	µg/L	0.01		0.3[#2]	0.3[#2]	-	-	-	-	-	-
	Metalaxyl	µg/L					-	-	-	-	-	-
	Methamidophos	µg/L					-	-	-	-	-	-
	Methidathion	µg/L					-	-	-	-	-	-
	Methiocarb	µg/L				0.01[#4]	-	-	-	-	-	-
	Methomyl	µg/L					-	-	-	-	-	-
	Methoxychlor	µg/L	0.01				-	-	-	-	-	-
	Methoxyfenozide	µg/L					-	-	-	-	-	-
	Methyl parathion	µg/L	0.01				-	-	-	-	-	-
	Metolachlor	µg/L					-	-	-	-	-	-
	Metoxuron	µg/L					-	-	-	-	-	-
	Metsulfuron Methyl	µg/L					-	-	-	-	-	-
	Mevinphos (Phosdrin)	µg/L	0.01			0.02(MAC)[#46]	-	-	-	-	-	-
	Molinate	µg/L					-	-	-	-	-	-
	Monlinuran	µg/L					-	-	-	-	-	-
	Monocrotophos	µg/L					-	-	-	-	-	-
	Napropamide	µg/L					-	-	-	-	-	-
	Flusilazole (NuStar)	µg/L					-	-	-	-	-	-

						Location	WS05005	WS05005	WS05005	WS05005	WS05005	WS05005
						Sampled_Date_Time	21/02/2020	19/03/2020	29/04/2020	12/05/2020	10/06/2020	31/07/2020
						Sample_Depth_Avg	3	3	4	3.5	4	1.39
						Project_ID	LTC - Phase 2 LTM	LTC - Phase 2	LTC - Phase 2 LTM	LTC - Phase 2	LTC - Phase 2	LTC - Phase 2
				UK Drinking Water Standards	UK Estuaries and coastal waters EQS	UK Freshwater EQS						
Chem_Group	**Analyte**	**Units**	**MDL**									
	o,p-DDD	µg/L	0.01				-	-	-	-	-	-
	o,p'-DDE	µg/L	0.01				-	-	-	-	-	-
	o,p-Methoxychlor	µg/L	0.01				-	-	-	-	-	-
	Omethoate	µg/L	0.01			0.01[#4]	-	-	-	-	-	-
	Oxamyl	µg/L					-	-	-	-	-	-
	Paclobutrazol	µg/L					-	-	-	-	-	-
	Methyl Paraoxon	µg/L					-	-	-	-	-	-
	Parathion	µg/L	0.01				-	-	-	-	-	-
	Pendimethalin	µg/L	0.01			0.3[#2]	-	-	-	-	-	-
	Imidacloprid	µg/L					-	-	-	-	-	-
	Permethrin	µg/L	0.01		0.0002[#4]	0.001[#4]	-	-	-	-	-	-
	Permethrin II	µg/L	0.01				-	-	-	-	-	-
	Phorate	µg/L	0.01				-	-	-	-	-	-
	Phosmet	µg/L					-	-	-	-	-	-
	Lenacil	µg/L					-	-	-	-	-	-
	Picloram	µg/L					-	-	-	-	-	-
	Picoxystrobin	µg/L					-	-	-	-	-	-
	Pirimicarb	µg/L			1[#4]	1[#4]	-	-	-	-	-	-
	Pirimiphos-methyl	µg/L	0.01		0.015[#4]	0.015[#4]	-	-	-	-	-	-
	Pirimphos-ethyl	µg/L					-	-	-	-	-	-
	Prochloraz	µg/L			4[#4]	4[#4]	-	-	-	-	-	-
	Profenofos	µg/L					-	-	-	-	-	-
	Promecarb	µg/L					-	-	-	-	-	-
	Prometon	µg/L					-	-	-	-	-	-
	Prometryn	µg/L	0.01				-	-	-	-	-	-
	Pronamide	µg/L	0.01		100[#4]	100[#4]	-	-	-	-	-	-
	Propanil	µg/L					-	-	-	-	-	-

						Location	WS05005	WS05005	WS05005	WS05005	WS05005	WS05005
						Sampled_Date_Time	21/02/2020	19/03/2020	29/04/2020	12/05/2020	10/06/2020	31/07/2020
						Sample_Depth_Avg	3	3	4	3.5	4	1.39
						Project_ID	LTC - Phase 2 LTM	LTC - Phase 2	LTC - Phase 2 LTM	LTC - Phase 2	LTC - Phase 2	LTC - Phase 2
				UK Drinking Water Standards	UK Estuaries and coastal waters EQS	UK Freshwater EQS						
Chem_Group	**Analyte**	**Units**	**MDL**									
	Propazine	µg/L	0.01				-	-	-	-	-	-
	Propham	µg/L					-	-	-	-	-	-
	Propiconazole	µg/L					-	-	-	-	-	-
	Propoxycarbazone-sodium	µg/L					-	-	-	-	-	-
	Pursuit	µg/L					-	-	-	-	-	-
	Pyriproxyfen	µg/L					-	-	-	-	-	-
	Quinclorac	µg/L					-	-	-	-	-	-
	Quinoxyfen	µg/L					-	-	-	-	-	-
	Savey	µg/L					-	-	-	-	-	-
	Sethoxydim	µg/L					-	-	-	-	-	-
	Simazine	µg/L	0.01		1[#2]	1[#2]	-	-	-	-	-	-
	Tebuthiuron	µg/L					-	-	-	-	-	-
	Terbutryn	µg/L	0.01				-	-	-	-	-	-
	Terbuthylazine	µg/L					-	-	-	-	-	-
	Terbutylazine	µg/L										
	Phosalone	µg/L	0.01				-	-	-	-	-	-
	Phosphamidon	µg/L	0.01				-	-	-	-	-	-
	Thiobencarb	µg/L					-	-	-	-	-	-
	Thiophanate-methyl	µg/L					-	-	-	-	-	-
	Triadimefon	µg/L	0.01				-	-	-	-	-	-
	Triadimenol	µg/L					-	-	-	-	-	-
	Triallate	µg/L	0.01		0.25[#4]	0.25[#4]	-	-	-	-	-	-
	Triasulfuron	µg/L					-	-	-	-	-	-
	Tributyl phosphate	µg/L	0.01		50[#4]	50[#4]	-	-	-	-	-	-
	Triclopyr	µg/L					-	-	-	-	-	-
	Triclosan	µg/L					-	-	-	-	-	-
	Trifluralin	µg/L	0.01		0.03[#2]	0.03[#2]	-	-	-	-	-	-

						Location	WS05005	WS05005	WS05005	WS05005	WS05005	WS05005
						Sampled_Date_Time	21/02/2020	19/03/2020	29/04/2020	12/05/2020	10/06/2020	31/07/2020
						Sample_Depth_Avg	3	3	4	3.5	4	1.39
						Project_ID	LTC - Phase 2 LTM	LTC - Phase 2	LTC - Phase 2 LTM	LTC - Phase 2	LTC - Phase 2	LTC - Phase 2
				UK Drinking Water Standards	UK Estuaries and coastal waters EQS	UK Freshwater EQS						
Chem_Group	**Analyte**	**Units**	**MDL**									
	Tebuconazole	µg/L					-	-	-	-	-	-
	Telodrin	µg/L	0.01				-	-	-	-	-	-
	Triazophos	µg/L	0.01		0.005[#4]	0.005[#4]	-	-	-	-	-	-
	Tricyclazole	µg/L					-	-	-	-	-	-
Surrogate	Surrogate Value	%					-	-	-	-	-	-
SVOC TIC	SVOC TICS - Detect	Detect					-	-	-	-	-	-
	SVOC Tentatively Identified Compounds	µg/L	10				-	-	-	-	-	-
VOC TIC	VOC TICs - Detect	Detect					-	-	-	-	-	-
	VOC Tentatively Identified Compounds	µg/l	10				-	-	-	-	-	-
Other	Biochemical Oxygen Demand (5-day test)	µg/L	1000				-	-	-	-	-	-
	Redox	mV					-	-	-	-	-	-
	Salinity (no units)	PSS-78										
	Conductivity @ 20oC	µS/cm	5				2320	6060	7100	7930	8190	10,400
	Total Dissolved Solids (Filtered)	mg/L	10				1790	4400	4690	5140	5740	7520
	Biological Oxygen Demand	mg/L	1				9.47	<2	<1	<1	<1	2.05
	Chemical Oxygen Demand	mg/L	7				51.4	98.4	152	172	222	168
	Dissolved Organic Carbon (Filtered)	µg/L	3000				13,700	17,400	19,100	19,900	19,800	24,700
	pH (Lab)	pH_Units	1	6.5-9.5[#1]	6-8.5(MAC)[#46]	6-9(MAC)[#46]	11	8.09	7.81	7.44	7.48	7.46
	Total Organic Carbon	mg/l	3									

Environmental Standards Comments

						Location	WS05005	WS05005	WS05005	WS05005	WS05005	WS05005
						Sampled_Date_Time	21/02/2020	19/03/2020	29/04/2020	12/05/2020	10/06/2020	31/07/2020
						Sample_Depth_Avg	3	3	4	3.5	4	1.39
						Project_ID	LTC - Phase 2 LTM	LTC - Phase 2	LTC - Phase 2 LTM	LTC - Phase 2	LTC - Phase 2	LTC - Phase 2
				UK Drinking Water Standards	UK Estuaries and coastal waters EQS	UK Freshwater EQS						
Chem_Group	**Analyte**	**Units**	**MDL**									

#1:Water Supply (Water Quality) Regulations 2016.
#2:Water Framework Directive (Standards and Classification) Directions (England and Wales) 2015.
#3:Operational Targets and EQS. EA, April 2018
#4:Water Framework Directive (Standards & Classification) Directions (England & Wales) 2015. Dissolved fraction.
#5:Water Framework Directive (Standards & Classification) Directions (England & Wales) 2015. Dissolved fraction. Lowest criteria presented (<40mg/l of CaCO3). See 'further assessment' if criteria exceeded and hardness (CaCO3) data available.
#6:Water Framework Directive (Standards and Classification) Directions (England and Wales) 2015. Dissolved Fraction. If hexavalent chromium (CrVI) data is available, a value of 4.7µg/l may be appropriate for the remaining trivalent chromium (CrIII).
#7:Operational Targets and EQS. EA, April 2018. Dissolved fraction.
#8:Water Framework Directive (Standards and Classification) Directions (England and Wales) 2015. Dissolved Fraction. If DOC >1mg/l then a higher criteria applies [3.76+(2.677x((DOC/2)-0.5))]
#9:Water Framework Directive (Standards & Classification) Directions (England & Wales) 2015. Dissolved & bioavailable (bio) fraction plus background. M-BAT tool to assess: http://wfduk.org/resources/rivers-lakes-metal-bioavailability-assessment-tool-m-bat
#10:Water Framework Directive (Standards & Classification) Directions (England & Wales) 2015. Bioavailable (bio) fraction. M-BAT tool to assess: http://wfduk.org/resources/rivers-lakes-metal-bioavailability-assessment-tool-m-bat
#11:Water Framework Directive (Standards and Classification) Directions (England and Wales) 2015. Dissolved Fraction. MAC adopted in absence of AA value.
#12:Guidelines for Drinking-water Quality, 4th Edition. WHO, 2011. Informal value.
#13:Operational Targets and EQS. EA, April 2018.
#14:Operational Targets and EQS. EA, April 2018. Lowest criteria presented (<200mg/l CaCO3). See 'further assessment' values if criteria exceeded and hardness (CaCO3) data available.
#15:Guidelines for Drinking-water Quality, 4th Edition. WHO, 2011. Based on taste rather than a formal guideline.
#16:Operational Targets and EQS. EA, April 2018. Dissolved plus ambient background concentration. For saltwater, an Ambient Background Concentration of 1.1 µg/l has been used.
#17:Water Framework Directive (Standards and Classification) Directions (England and Wales) 2015. Indicator of 'good' status (90%ile) - Ammonia standard for lakes and rivers (total ammonia as nitrogen).
#18:Operational Targets and EQS. EA, April 2018. Dissolved fraction. Lowest criteria presented (<50 mg/l CaCO3). See 'further assessment' values if criteria exceeded and hardness (CaCO3) data available.
#19:Water Supply (Water Quality) Regulations 2016. As NO3.
#20:Water Supply (Water Quality) Regulations 2016. As NO2

						Location	WS05005	WS05005	WS05005	WS05005	WS05005	WS05005
						Sampled_Date_Time	21/02/2020	19/03/2020	29/04/2020	12/05/2020	10/06/2020	31/07/2020
						Sample_Depth_Avg	3	3	4	3.5	4	1.39
						Project_ID	LTC - Phase 2 LTM	LTC - Phase 2	LTC - Phase 2 LTM	LTC - Phase 2	LTC - Phase 2	LTC - Phase 2
				UK Drinking Water Standards	UK Estuaries and coastal waters EQS	UK Freshwater EQS						
Chem_Group	**Analyte**	**Units**	**MDL**									
#20:Water Supply	(Water Quality) Regulations 2016. As NO3.											
#21:Water Supply	(Water Quality) Regulations 2016. As SO4.											

#22:Water Supply (Water Quality) Regulations 2016. Value of 0.1µg/l for PAH split between four individual PAH. Requires summation of benzo(b)fluoranthene, benzo(k)fluoranthene, benzo(ghiperylene and indeno(123cd)pyrene to use 0.1µg/l value.
#23:Water Framework Directive (Standards and Classification) Directions (England and Wales) 2015. Benzo(a)pyrene can be considered as a marker for other PAH for comparison with the corresponding AA-EQS in water.
#24:No UK DWS for total petroleum hydrocarbons (TPH), or speciated TPH fractions. A value of 10 µg/l is adopted for sum TPH based on the rescinded Private Water Supply Regulations, 1991.
#25:No UK EQS for total petroleum hydrocarbons (TPH), or speciated TPH fractions. A value of 50 µg/l is adopted for sum TPH protection of surface water based on 50µg/l-1000µg/l (Surface Waters (Abstraction for Drinking Water) Regulations 1989).
#26:Guidelines for Drinking-water Quality, 4th Edition. WHO, 2011
#27:Proposed Environmental Quality Standard, in absence of legislative standard (Ayscough et al., 2002). https://assets.publishing.service.gov.uk/government/uploads/system/uploads/attachment_data/file/291223/sp2-115-tr4-e-e.pdf
#28:Guidelines for Drinking-water Quality, 4th Edition. WHO, 2011. Value of 500µg/l for sum xylenes split between isomers. Requires summation of m,p & o isomers to use 500µg/l value.
#29:Operational Targets and EQS. EA, April 2018. Value of 30µg/l for sum xylenes split between isomers. Requires summation of m,p & o isomers to use 30µg/l value.
#30:The taste and odour threshold of 15µg/l is commonly adopted as a guide.
#31:The taste and odour threshold of 15µg/l is commonly adopted as a guide. In situations where there is no risk to a drinking water supply or aquifer, a PNEC value of 2,600µg/l may be used.
#32:Water Framework Directive (Standards and Classification) Directions (England and Wales) 2015. Value of 140µg/l for tetrachloroethane split between 2 isomers. Requires summation of 2 isomers to use 140µg/l value.
#33:Guidelines for Drinking-water Quality, 4th Edition. WHO, 2011. In Scotland a value of 200µg/l is used (WAT-PS-10-01).
#34:US EPA Regional Screening Levels, May 2019. https://www.epa.gov/risk/regional-screening-levels-rsls-generic-tables
#35:Guidelines for Drinking-water Quality, 4th Edition. WHO, 2011. In Scotland a value of 7µg/l is used (WAT-PS-10-01).
#36:Water Supply (Water Quality) Regulations 2016. Value of 100µg/l for sum trihalomethanes split between individual compounds. Requires summation of chloroform, bromoform, chlorodibromomethane and bromodichloromethane to use 100µg/l value.
#37:Guidelines for Drinking-water Quality, 4th Edition. WHO, 2011. Value of 50µg/l for sum cis & trans-DCE split between isomers. Requires summation of cis & trans-DCE isomers to use 50µg/l value.
#38:Water Supply (Water Quality) Regulations 2016. Value of 10µg/l for sum of TCE & PCE split between individual compounds. Requires summation of TCE & PCE to use 10µg/l value.
#39:Water Framework Directive (Standards and Classification) Directions (England and Wales) 2015. Value of 0.4µg/l for sum isomers split between 3 isomers. Requires summation of isomers to use 0.4µg/l value.
#40:Water Framework Directive (Standards and Classification) Directions (England and Wales) 2015. Value of 20µg/l for sum isomers split between 3 isomers. Requires summation of isomers to use 20µg/l value.
#41:Position statement (WAT-PS-10-01), SEPA August 2014.
#42:Water Framework Directive (Standards and Classification) Directions (England and Wales) 2015. Value of 0.025µg/l for sum DDT isomers split between 4 isomers. Requires summation of 4 isomers to use 0.025µg/l value.
#43:Water Framework Directive (Standards and Classification) Directions (England and Wales) 2015. Value of 0.005µg/l for sum isomers split between 4 isomers. Requires summation of isomers to use 0.005µg/l value.
#44:Water Framework Directive (Standards and Classification) Directions (England and Wales) 2015. Value of 0.01µg/l for sum isomers split between 4 isomers. Requires summation of isomers to use 0.01µg/l value.
#45:Water Framework Directive (Standards and Classification) Directions (England and Wales) 2015. Relates to p,p-DDT (CAS 50-29-3)
#46:Operational Targets and EQS. EA, April 2018. Maximum Allowable Concentration (MAC) adopted in absence of Annual Average (AA) value.

Key

<0.6	Result MDL exceeds GAC
27.8	Result exceeds GAC
-	Determinand not tested for

Notes

Where a range is given a determinand has been analysed for by more than one method

Annex A-E Ground gas monitoring results

Uncontrolled when printed – Copyright © - 2022
National Highways Limited – all rights reserved

Location ID	Steady state flow rate range (l/hr)	Peak methane concentration range (%v/v)	Peak carbon dioxide concentration (%v/v)	Steady state Oxygen concentration range (%v/v)	Peak hydrogen sulphide concentration (ppm)	Peak carbon monoxide concentration (ppm)	VOC range by PID (ppm)	Atmospheric pressure at time of monitoring range (mbar)	Response zone range (m)	Groundwater level range (m)	Number of monitoring rounds
BH01002	-1.9 - -1.9	0 - 0	0.1 - 0.1	20 - 20	0 - 0	0 - 0	0 - 0	990 - 990	15 - 18	13.98 - 13.98	1
BH01003	0 - 0	0 - 0	0 - 1.6	18.4 - 18.9	0 - 0	0 - 145	0 - 0.7	996 - 1001	65.6 - 71.7	50.84 - 52.17	2
BH01006	-0.5 - 0	0 - 0	0 - 4.6	0.3 - 20.7	0 - 0	0 - 0	0.6 - 2.7	970 - 1026	4.5 - 8	Dry	14
BH01007	-3.2 - 0	0 - 0	0 - 3.3	11.5 - 20.2	0 - 0	0 - 10	0 - 9.9	976 - 1025	1.25 - 4.55	4.16 - 4.16	15
BH01010	-3 - 0	0 - 0	0 - 2.4	12.6 - 20.7	0 - 0	0 - 10	0 - 7	977 - 1017	2.5 - 4.6	Dry	22
BH01013	-9.4 - 8.7	0 - 0	0 - 3.8	17.7 - 20.6	0 - 0	0 - 10	0 - 5.9	976 - 1037	9 - 12	Dry	26
BH01018	-3.1 - 0	0 - 0	0 - 3.9	14.4 - 20.3	0 - 0	0 - 10	0 - 5.8	977 - 1017	1.6 - 3	Dry	22
BH01019	0 - 6.1	0 - 0	0.2 - 0.7	18.6 - 19.6	0 - 0	0 - 0	0 - 2.1	1002 - 1005	2.7 - 5.2	Dry	4
BH01020	-3.7 - -2.1	0 - 0	0.1 - 0.1	19.6 - 20.2	0 - 0	0 - 0	0 - 0	995 - 1002	52.5 - 60	44.8 - 45.23	2
BH01023	-3 - -3	0 - 0	0.1 - 0.1	20 - 20	0 - 0	0 - 0	0 - 0	991 - 991	19.5 - 25	Dry	1
BH01025	0 - 0	0 - 0	3.5 - 3.5	15.6 - 15.6	0 - 0	0 - 0	0 - 0	991 - 991	60 - 65.75	Dry	21
BH01026	-3.1 - 0.5	0 - 0	0 - 2.7	16.6 - 20.3	0 - 0	0 - 10	0 - 5.1	977 - 1029	1.3 - 2.1	Dry	23
BH01033	-2.7 - -2.7	0 - 0	0.1 - 0.1	19.9 - 19.9	0 - 0	0 - 0	0.7 - 0.7	993 - 993	49 - 55	41.67 - 41.67	1
BH02001	-3.1 - 0	0 - 0	0 - 3.1	14.3 - 20.8	0 - 0	0 - 10	0 - 2.8	978 - 1023	0.8 - 2.8	Dry	19
BH02002	0.6 - 0.6	0 - 0	0.7 - 0.7	17.8 - 17.8	0 - 0	0 - 0	1.6 - 1.6	1013 - 1013	54 - 60	35.24 - 35.24	1
BH02300	-0.3 - 0.6	0 - 0	2.4 - 3	12.4 - 15.9	0 - 0	0 - 0	0.4 - 0.8	1003 - 1016	15 - 25	Dry	3
BH02301	0 - 0	0 - 0	0 - 0.3	13 - 17.5	0 - 0	0 - 0	0 - 7.8	1004 - 1017	20 - 25	Dry	3
BH02302	-0.8 - -0.8	0 - 0	0 - 0	21 - 21	0 - 0	0 - 0	0 - 0	1008 - 1008	20 - 25	Dry	1
BH02304	-0.1 - 0	0 - 0	0 - 1	7.7 - 21.1	0 - 130	0 - 1500	0.2 - 22.9	993 - 1020	20 - 35	32.24 - 34.4	10
BH02305	0 - 0	0 - 0	0.2 - 2.4	12.7 - 19.5	0 - 0	0 - 11	0 - 0.2	988 - 1020	1.3 - 3.6	Dry	9
BH03004	-2.4 - -2.4	0 - 0	0 - 0	19.8 - 19.8	0 - 0	0 - 0	0 - 0	985 - 985	31 - 41.5	28.16 - 28.16	1
BH03005	0.2 - 0.2	0 - 0	0 - 0	18 - 18	0 - 0	0 - 0	0.7 - 0.7	1006 - 1006	4.5 - 35	30.08 - 30.08	1
BH03006	0 - 0	0 - 0	0 - 1.7	18.7 - 21.9	0 - 0	0 - 0	0 - 0.1	1004 - 1026	44 - 49.75	43.57 - 44.81	4
BH03300	0 - 0	0 - 0	0.2 - 2.1	13.6 - 20.4	0 - 0	0 - 0	0 - 9.4	991 - 1020	40 - 45	44.07 - 44.07	7
BH04001	-8.6 - 0	0 - 0	0 - 1	13.3 - 21.1	0 - 0	0 - 17	0 - 6	989 - 1027	14 - 20	7.42 - 8.65	13
BH04004	-3.1 - -3.1	0 - 0	0.1 - 0.1	20 - 20	0 - 0	0 - 0	0 - 0	1005 - 1005	7.75 - 11.25	1.99 - 1.99	1
BH04006	-6.3 - 0	0 - 71.8	0 - 13.8	0 - 21.1	0 - 0	0 - 20	0 - 12.7	984 - 1032	2.2 - 5.1	-0.15 - 0.88	14
BH04007	-3.1 - 0	0 - 0	0 - 0.5	19.4 - 20.1	0 - 0	0 - 0	0 - 0.4	991 - 1028	2.3 - 3.5	-0.07 - 0.75	3
BH04008	0 - 5.1	0 - 0	0 - 7.1	11.7 - 20.6	0 - 0	0 - 10	0 - 6.3	983 - 1032	3.5 - 4.75	0.55 - 1.29	14
BH04010	-3 - 0	0 - 67.2	0 - 12.8	1.1 - 21.3	0 - 0	0 - 10	0 - 0.6	987 - 1037	20 - 26	-0.03 - 0.9	19
BH04012	0 - 0	0 - 0	0 - 0	20 - 20	0 - 0	0 - 0	0 - 0	1027 - 1027	10 - 16	0.32 - 0.32	1
BH04014	-3.8 - -3.8	2 - 0	0.3 - 0.3	19.8 - 19.8	0 - 0	0 - 0	0 - 0	1022 - 1022	30 - 38	0.01 - 0.01	1
BH04017	-3.1 - -3.1	0 - 0	0.1 - 0.1	20.2 - 20.2	0 - 0	0 - 0	0.5 - 0.5	999 - 999	29 - 34.9	0.12 - 0.12	1
BH04019	-3.2 - -3.2	8.2 - 0	6.2 - 6.2	10.4 - 10.4	0 - 0	0 - 0	0 - 0	1017 - 1017	16 - 19	2.79 - 2.79	1
BH04020	-3.7 - 0	0 - 0	0 - 0.2	18.9 - 20.5	0 - 0	0 - 0	0 - 0	1003 - 1019	19.8 - 27.85	0.48 - 2.37	3
BH04021	-3.7 - 59.1	0 - 71.5	0.2 - 13.8	0 - 14.1	0 - 0	0 - 0	0 - 3.5	985 - 1032	6.7 - 10.75	0.82 - 1.49	14
BH05001	-69.6 - 22.9	0 - 0	0 - 6.7	19.1 - 21.4	0 - 0	0 - 0	0 - 4.6	987 - 1034	13.8 - 17.3	0.23 - 2.43	12
BH05003	-3 - 999	0 - 0	0 - 5.6	16.2 - 19.8	0 - 0	0 - 0	0.3 - 0.6	992 - 1011	38 - 44	1.97 - 2.22	2
BH05004	-999 - 0	0 - 0	0.1 - 0.3	19 - 19.9	0 - 0	0 - 0	0 - 0	1005 - 1027	31.5 - 37.5	0.1 - 2.7	2
BH05005	0 - 0	0 - 0	0 - 0	20.4 - 20.9	0 - 0	0 - 0	0 - 0	1013 - 1028	1.3 - 4	0 - 0.56	2
BH05007	0 - 3.5	0 - 0	0 - 1.6	19.8 - 20.2	0 - 0	0 - 0	0 - 0	993 - 1024	31.5 - 37.25	0.92 - 1.77	2
BH05011	-0.6 - 0	0 - 0	0 - 1.3	18.5 - 20.9	0 - 0	0 - 0	0 - 0.1	993 - 1032	0.8 - 14.6	0.09 - 2.91	19
WS01005	0 - 0.2	0 - 0	0 - 3.4	17 - 21.3	0 - 0	0 - 0	0 - 8	973 - 1015	1.8 - 3	Dry	13
WS01007	-3.1 - 0.7	0 - 0	0 - 4.1	14.7 - 20.8	0 - 0	0 - 10	0 - 4.8	987 - 1021	1 - 3	Dry	21
WS01014	-3.3 - 0	0 - 0	0 - 3	18.2 - 21.7	0 - 0	0 - 10	0 - 1.6	978 - 1018	1.8 - 3	Dry	14
WS01015	-0.2 - 0	0 - 0	0 - 1.9	18.4 - 20.4	0 - 0	0 - 10	0 - 5.6	976 - 1027	1.3 - 3	Dry	20
WS01016	-3.1 - 0	0 - 0	0 - 2.9	17.5 - 20.4	0 - 0	0 - 10	0 - 3.1	978 - 1027	1.3 - 3	Dry	20
WS01017	-3.1 - 0	0 - 0	0 - 2.5	16.9 - 21	0 - 0	0 - 10	0 - 2	976 - 1022	1.3 - 2.7	Dry	21

Location ID	Steady state flow rate range (l/hr)	Peak methane concentration range (%v/v)	Peak carbon dioxide concentration (%v/v)	Steady state Oxygen concentration range (%v/v)	Peak hydrogen sulphide concentration (ppm)	Peak carbon monoxide concentration (ppm)	VOC range by PID (ppm)	Atmospheric pressure at time of monitoring range (mbar)	Response zone range (m)	Groundwater level range (m)	Number of monitoring rounds
WS02001	0 - 0	0 - 0	0.2 - 1.9	17.9 - 23.3	0 - 0	0 - 0	0 - 1.4	991 - 1023	1.3 - 5	Dry	4
WS02002	0 - 0	0 - 0	0.5 - 2.1	17.4 - 20.6	0 - 0	0 - 0	0 - 0.4	1004 - 1023	1.3 - 2.2	Dry	5
WS02003	0 - 0	0 - 0	0 - 0.5	19.1 - 20.9	0 - 0	0 - 0	0 - 1.9	995 - 1026	1.3 - 5	Dry	11
WS02004A	0 - 0	0 - 0.4	0 - 1	19.1 - 21	0 - 0	0 - 0	0.2 - 0.8	991 - 1026	1.3 - 5	Dry	12
WS02006	0 - 0	0 - 0	0 - 1.3	19.3 - 20.4	0 - 0	0 - 0	0 - 0.6	1006 - 1020	1.3 - 4.6	Dry	5
WS02007	0 - 0	0 - 0	0 - 1.6	18.3 - 20	0 - 0	0 - 10	0.9 - 2.4	988 - 1020	1.75 - 5	Dry	5
WS02008	-3.4 - 20	0 - 0	0 - 2.1	15.8 - 21.6	0 - 0	0 - 10	0 - 0.7	979 - 1027	0.3 - 3.5	Dry	4
WS02307	0 - 0	0 - 0	0.8 - 1.8	18.2 - 19.6	0 - 0	0 - 0	0 - 0.4	996 - 1023	1.2 - 4	Dry	6
WS02308	0 - 0	0 - 0	0.4 - 0.9	18.9 - 20.4	0 - 0	0 - 0	5.3 - 7.1	987 - 1020	1.75 - 5	Dry	4
WS02309	0 - 0	0 - 0	0.3 - 0.8	19.5 - 20.3	0 - 30	0 - 60	0.3 - 0.9	987 - 1020	1.75 - 5	Dry	5
WS03001	-3.1 - 0	0 - 0	0 - 2.8	16 - 20.4	0 - 0	0 - 10	0 - 0.5	979 - 1031	1.3 - 2.5	Dry	10
WS03300A	0 - 0.3	0 - 0	1.2 - 3.8	17.3 - 19.8	0 - 0	0 - 0	0.2 - 0.6	988 - 1020	1.75 - 5	Dry	6
WS03301	0 - 0	0 - 0	0 - 4.4	16.5 - 20.1	0 - 0	0 - 0	0.8 - 2.1	988 - 1020	2 - 5	Dry	4
WS03302	0 - 0	0 - 0	0.4 - 0.9	19.2 - 20.2	0 - 0	0 - 0	8.1 - 10.5	988 - 1020	1.75 - 5	Dry	5
WS03304	0 - 0	0 - 0	0.3 - 0.9	19.2 - 20.6	0 - 0	0 - 0	2.6 - 4	988 - 1016	1.75 - 5	Dry	4
WS03305	-0.3 - 0.1	0 - 0	0.8 - 1.6	18.5 - 21.1	0 - 0	0 - 0	0.1 - 0.2	988 - 1020	2 - 5	Dry	5
WS04005	-3.7 - 8.3	0 - 0	0 - 10	9.8 - 21.4	0 - 0	0 - 10	0 - 1.2	986 - 1032	1.25 - 3	0.405 - 1.85	16
WS04006	-3.2 - 0	0 - 0	0.2 - 15.4	8.2 - 20.7	0 - 0	0 - 10	0 - 14.5	985 - 1029	1.3 - 3	0.06 - 0.755	13
WS04007	0 - 12.4	0 - 2.7	0 - 14.2	0 - 18.6	0 - 2	0 - 42	0 - 6.6	993 - 1027	1.3 - 3	0.9 - 2.05	13
WS04008	-3.3 - 0	0 - 0	0.3 - 3.8	7 - 20	0 - 0	0 - 10	0 - 0	986 - 1020	3.5 - 5	0.31 - 1.33	4
WS05001	0 - 2.8	0 - 0	0 - 6.8	13.8 - 20.8	0 - 0	0 - 0	0 - 2.4	993 - 1026	1.3 - 3	0.6 - 1.93	12
WS05002	-1.2 - 0	0 - 0	0.1 - 8.6	15.7 - 19.9	0 - 0	0 - 21	0 - 5.9	993 - 1032	1.8 - 5	0.51 - 1.56	12
WS05003	-0.6 - 10.5	0 - 0	0 - 3.1	11 - 20.5	0 - 0	0 - 0	0 - 2.3	993 - 1032	0.8 - 4	0.24 - 3	20
WS05004	-1.8 - 0	0 - 0	0 - 22.4	15.9 - 20.3	0 - 0	0 - 7	0 - 1	993 - 1033	1.8 - 5	0.19 - 2.15	18
WS05005	-1.2 - 0	0 - 0	0 - 16.8	0.9 - 20.6	0 - 0	0 - 0	0 - 38.3	993 - 1033	1.3 - 5	0.35 - 2.97	18

If you need help accessing this or any other National Highways information, please call **0300 123 5000** and we will help you.

© Crown copyright 2022.

You may re-use this information (not including logos) free of charge in any format or medium, under the terms of the Open Government Licence. To view this licence:

visit **www.nationalarchives.gov.uk/doc/open-government-licence/**

write to the **Information Policy Team, The National Archives, Kew, London TW9 4DU**, or email **psi@nationalarchives.gsi.gov.uk**.

Mapping (where present): © Crown copyright and database rights 2022 OS 100030649. You are permitted to use this data solely to enable you to respond to, or interact with, the organisation that provided you with the data. You are not permitted to copy, sub-licence, distribute or sell any of this data to third parties in any form.

If you have any enquiries about this publication email **info@nationalhighways.co.uk** or call **0300 123 5000***.

*Calls to 03 numbers cost no more than a national rate call to an 01 or 02 number and must count towards any inclusive minutes in the same way as 01 and 02 calls.

These rules apply to calls from any type of line including mobile, BT, other fixed line or payphone. Calls may be recorded or monitored.

Printed on paper from well-managed forests and other controlled sources when issued directly by National Highways.

Registered office Bridge House, 1 Walnut Tree Close, Guildford GU1 4LZ

National Highways Company Limited registered in England and Wales number 09346363