Lower Thames Crossing

6.3 Environmental Statement Appendices Appendix 10.9 – Generic Quantitative Risk Assessment Report for the Phase 2 Investigation (3 of 3)

APFP Regulation 5(2)(a)

Infrastructure Planning (Applications: Prescribed Forms and Procedure) Regulations 2009

Volume 6

DATE: October 2022

Planning Inspectorate Scheme Ref: TR010032 Application Document Ref: TR010032/APP/6.3

VERSION: 1.0

Lower Thames Crossing

6.3 Environmental Statement Appendices
Appendix 10.9 – Generic Quantitative Risk Assessment Report for the Phase 2 Investigation

List of contents

Page number

1 Generic Quantitative Risk Assessment Report for the Phase 2 Investigation (Annex A–D) 1

1.1 Purpose of document 1

1.2 Project background 1

1.3 Land contamination risk management process 4

1.4 Structure of report 4

References 5

Glossary 6

Acronyms 11

Annexes 16

Annex A GQRA Report for Package A 17

Annex B GQRA Report for Package B 1153

Annex C GQRA Report for Package C 2543

Annex D GQRA Report for Package D 2820

Uncontrolled when printed – Copyright © - 2022
National Highways Limited – all rights reserved

List of plates

Page number

Plate 1.1 Lower Thames Crossing route.....3

Uncontrolled when printed – Copyright © - 2022
National Highways Limited – all rights reserved

Annex C GQRA Report for Package C

Uncontrolled when printed – Copyright © - 2022
National Highways Limited – all rights reserved

Lower Thames Crossing

6.3 Environmental Statement Appendices Appendix 10.9 – Generic Quantitative Risk Assessment Report for the Phase 2 Investigation – Annex C

APFP Regulation 5(2)(a)

Infrastructure Planning (Applications: Prescribed Forms and Procedure) Regulations 2009

Volume 6

DATE: October 2022

Planning Inspectorate Scheme Ref: TR010032
Application Document Ref: TR010032/APP/6.3

VERSION: 1.0

Lower Thames Crossing

6.3 Environmental Statement Appendices Appendix 10.9 – Generic Quantitative Risk Assessment Report for the Phase 2 Investigation – Annex C

List of contents

Page number

1 Executive summary 4
2 Introduction 9
2.1 Purpose of document 9
2.2 Project background 9
2.3 Land contamination risk management process 10
3 Data available 12
4 Preliminary conceptual site model 20
4.1 Credible sources of contamination 20
4.2 Potential contaminants and analysis 20
4.3 Refining the conceptual site model 21
5 Assessment of data 22
5.1 Introduction 22
5.2 Soil 22
5.3 Soil assessment discussion 26
5.4 Soil leachate 27
5.5 Soil leachate assessment discussion 31
5.6 Groundwater 36
5.7 Groundwater assessment discussion 43
5.8 Surface water 43
5.9 Surface water assessment discussion 45
5.10 Ground gas 46
6 Refined Conceptual Site Model 59
7 Limitation analysis 61
8 Conclusions 62
8.1 Conclusions 62
9 References 66
Figures 67

Uncontrolled when printed – Copyright © - 2022
National Highways Limited – all rights reserved

Annexes **68**
Annex C-A – Assessment results for soil analysis **69**
Annex C-B – Assessment results for soil leachate analysis **70**
Annex C-C – Soil leachate samples recording exceedances for three or more determinands **71**
Annex C-D – Assessment results for groundwater analysis **72**
Annex C-E – Groundwater samples recording exceedances for three or more determinands **73**
Annex C-F – Assessment results for surface water analysis **74**
Annex C-G – Summary of ground gas data collected during monitoring rounds **75**
Annex C-H – Generic Quantitative Risk Assessment **76**

Uncontrolled when printed – Copyright © - 2022
National Highways Limited – all rights reserved

List of plates

Page number

Plate 2.1 Summary of the main phases of work and their relation to the LCRM process ..11
Plate 5.1 Locations of soil samples which recorded exceedances 25
Plate 5.2 Locations of soil samples which recorded exceedances in soil leachate analysis 30
Plate 5.3 Locations of made ground samples recording exceedances in soil leachate analysis.....32
Plate 5.4 Locations of natural soil samples recording exceedances in soil leachate analysis.....35
Plate 5.5 Locations of GI groundwater samples which recorded exceedances 41
Plate 5.6 Locations of Long Term Monitoring groundwater samples which recorded exceedances.....42
Plate 5.7 Location plan displaying surface water sampling locations collected at the Irrigation reservoir at Low Street in the Package C area 45
Plate 5.8 Location of gas monitoring points with methane exceedances.....52
Plate 5.9 Location of gas monitoring points with carbon dioxide exceedances 55

List of tables

Page number

Table 3.1 Summary of environmental samples tested as of January 2021.....12
Table 3.2 Summary of soil and soil leachate laboratory chemical testing and determinands 15
Table 3.3 Summary of groundwater and surface water laboratory chemical testing.....16
Table 3.4 Summary of analysed samples and associated strata.....17
Table 3.5 Gas monitoring locations, response zones and dates 18
Table 5.1 Summary of exceedances recorded from soil samples.....24
Table 5.2 Summary of exceedances recorded from leachate samples 28
Table 5.3 Summary of exceedances recorded in GI groundwater samples.....37
Table 5.4 Summary of exceedances recorded in LTM groundwater samples 39
Table 5.5 Summary of exceedances in surface water samples.....44
Table 5.6 Summary of details for potential sources of ground gas 48
Table 5.7 Summary of carbon dioxide readings above the threshold of 5% v/v 53

List of figures

Figure A HE540039-CJV-GEN-GEN-MAP-GEO-00205 - Phase 2 Ground Investigation Contract Zones - Package C
Figure B HE540039-CJV-GEN-GEN-MAP-GEO-00206 - Package C Exploratory Hole Locations and Credible Contaminant Sources

Uncontrolled when printed – Copyright © - 2022
National Highways Limited – all rights reserved

1 Executive summary

1.1.1 This report presents the Generic Quantitative Risk Assessment (GQRA) which incorporates the geo-environmental data collected from the Package C area, over the period of August 2019 to January 2021, as part of the Phase 2 ground investigation and long-term monitoring. As part of the GQRA, environmental samples have been screened against applicable assessment criteria to highlight the key risks relating to soil, soil leachate, groundwater and surface water contamination and ground gases. The results of the assessment have been summarised in the table below.

Site Location: Package C
Summary of exceedances encountered
Soil • Four soil samples from two out of the 60 locations tested recorded exceedances of the Generic Assessment Criteria (GAC) for polycyclic aromatic hydrocarbon (PAH) compounds. One sample collected from BH12011 also contained asbestos fibres (below the limit of quantification), identified as chrysotile. • The exceedances were identified in samples interpreted as made ground and Topsoil. • BH12011 is located at Dansand Quarry which is an identified credible source of contamination (HLU0963). Based on the logs from this location it is likely that that the exceedances are reflective of the material present at this location. • WS09009 is located in agricultural land and no anthropogenic material was noted in the exploratory hole log for the position. Given that a credible source of contamination has not been identified in this location and given the lack of visual or olfactory evidence recorded in the exploratory logs, it is likely that the exceedances are related to localised sample inclusions.
Soil leachate • Leachate analysis was undertaken on 170 samples collected from 60 exploratory locations. Of those samples, 147 recorded exceedances of the GAC. The samples recording exceedances were collected from 60 exploratory locations across the Package C area • The contaminants which exceeded the screening values included metals and inorganics. The samples recording exceedances were collected from a range of strata from depths between the surface and 47.00m. With the exception of BH12011 and WS09009, none of the locations recorded exceedances of the GAC in corresponding soil samples indicating that gross contamination is unlikely to be present or pose a risk to human health receptors. • There are no discernible spatial patterns or hotspots in the locations where exceedances were recorded. As exceedances were recorded across the route, within most strata and at a range of depths it is unlikely that they represent the presence of an unacceptable source of contamination but are considered to represent indicate natural background soil concentrations along the route. • It should be noted that soil leachate analysis represents a conservative estimation of risk as the comparison of eluate concentrations (derived from laboratory soil leaching tests) with surface water and groundwater quality standards does not factor in the potential for attenuation of concentrations in the pathway between the soil source and the receptor i.e. in the unsaturated zone with potential for dilution at the water table or dilution in the receptor itself. • Given the absence of identifiable gross contamination the locations and depths of the samples recording the exceedances distributed randomly along the route and the

Uncontrolled when printed – Copyright © - 2022
National Highways Limited – all rights reserved

Site Location: Package C
Summary of exceedances encountered
conservative estimation of leachate analysis there is not considered to be an unacceptable risk from soil leachate to controlled waters present in the Package C area.
Groundwater • Out of the 165 groundwater samples analysed, 151 collected from 20 locations recorded exceedances against the GAC. • The determinands with exceedances comprised metals, inorganics and organics (PAH and Total Petroleum Hydrocarbons (TPH)). One SVOC exceedance was also recorded. • The samples recording exceedances were largely collected from locations screened within the River Terrace Deposits, Thanet Formation or White Chalk. • Metals recorded exceedances in both soil leachate and groundwater samples collected from 17 locations. Soil samples collected from these locations did not record any exceedances of the GAC. • There are no discernible patterns in groundwater exceedances as the positions which recorded the exceedances screen various strata and are generally spread across the Package C area. The exceedances have been repeated over several rounds of monitoring suggesting the concentrations are likely to reflect the background baseline water quality in this section of the route. • Whilst exceedances have been detected in soil leachate samples collected from 17 of the locations recording groundwater exceedances, the absence of any identifiable sources of contamination this suggests there is unlikely to be an unacceptable risk of contamination to controlled waters in the Package C area.
Surface water • Of the 37 surface water samples analysed, 34 samples collected from five locations recorded exceedances of the GAC. • The determinands recording exceedances included metals, inorganics and TPH. Metals and TPH were also recorded in groundwater samples collected from three exploratory locations positioned around the irrigation reservoir at Low Street. No exceedances of the GAC for these determinands were recorded in soil samples from exploratory positions around the reservoir. • The five locations from which the samples were collected are positioned within and around the irrigation reservoir at Low Street which is located approximately 13m north of Tilbury and Southend Railway (HLU0605) and 9m to the north-east of a railway yard industrial area (HLU0540) which are both identified as credible sources of contamination in the Preliminary Risk Assessment Report (Application Document 6.3, Appendix 10.6). • Determinands recording exceedances were identified in both the surface water samples from the irrigation reservoir at Low Street and surrounding groundwater samples.
Ground gas • Ground gas monitoring was undertaken at 32 locations over the period of September 2019 to January 2021, the results of which were reviewed. As the wells were not specifically installed for ground gas monitoring there is some uncertainty with the concentrations which have been recorded. However, as there are no proposed built structures within Package C there are limited potential receptors which are associated with utility infrastructure (eg manholes / chambers) and utility corridors . • Two locations recorded methane above the 1% by volume (v/v) threshold with a maximum concentration of 4.6% v/v. Two locations recorded carbon dioxide concentrations above the 5% v/v threshold with a maximum reading of 12.3% v/v recorded.

Uncontrolled when printed – Copyright © - 2022
National Highways Limited – all rights reserved

Site Location: Package C
Summary of exceedances encountered
• At WS12021 concentrations of methane were recorded as 1.6% v/v on one of 16 rounds of monitoring. During this round, flow rates were recorded at a steady state of 8l/hr and a peak of 12l/hr. The atmospheric pressure was 981mbar and noted as rising and the well was noted as dry. Based on the data collected during the round it is likely the result is plausible and represents a worst case scenario for the location. • During the rounds of monitoring at WS11002 and BH12011 where carbon dioxide exceeded the applied threshold, most of the flow rates were negligible suggesting the readings reflected a static source of ground gas. At WS11002, concentrations are likely to reflect dissolved gases due to the response zone being flooded throughout the monitoring rounds. Given that flow rates have generally been negligible it is unlikely to be an unacceptable risk to receptors present. At BH12011 made ground and organic deposits were recorded in the exploratory log • Carbon monoxide readings of 25ppm and 3-26ppm were recorded at BH13008 and BH10004 respectively. The readings were recorded on one round at each location and during other rounds concentrations were 3ppm or below. This suggests the elevated concentrations are likely to reflect erroneous readings. • Hydrogen sulphide recorded at 11ppm and 12ppm during one round of monitoring at BH13009. During the following round undertaken at the location concentrations ranged from <1ppm to 8ppm. As BH13009 is located in an area of main intrusive earthworks under the main route alignment and only two rounds of monitoring have been undertaken further monitoring would be required at this location to fully understand the results which have been recorded.

1.1.2 The Phase 2 ground investigation has targeted the main route alignment and areas where proposed intrusive works are planned as part of the construction phase. Where exploratory locations have recorded an exceedance of the applicable Generic Assessment Criteria (GAC) and fall within a credible source of contamination identified within the CSM, it suggests that the exceedances may be reflective of impacts from that particular source and the presence of a complete pollutant linkage. Where the GAC are exceeded, the results would be evaluated to determine whether the level of risk is acceptable or whether further assessment would be required to be completed at the detailed design stage of the Project. After appropriate assessment and where unacceptable risks are identified, the Contractors would develop proposals for site-specific remediation strategies and implementation plans The commitment for these requirements is made in the Register of Environmental Actions and Commitments (REAC), items GS001 and if required, GS027.

1.1.3 The results of the GQRA have been assessed in terms of the identified credible sources of contamination and will help to refine the conceptual site model (CSM) for the Project. The review of the 45 credible contaminant sources included a desk-based assessment of the project alignment and proposed works to assess if those sources could be dealt with by standard construction practices as presented and committed to in the Code of Construction Practice (CoCP) and REAC, including the specific requirements of GS028, GS006 and GS018. The sources were given a revised risk rating on this basis. The refined CSM has identified three medium risk site and 42 low-risk sites. Taking into account the proposed construction works and design proposals for the Project, of the 42 low risk sites identified within Package C, 16 have been assessed as

Uncontrolled when printed – Copyright © - 2022
National Highways Limited – all rights reserved

needing no further consideration. For the remaining low risk sources, it is considered that standard construction processes and environmental procedures, as detailed in the REAC, would be sufficient to manage any risks present. As such these sources have been assigned a low-risk rating following the GQRA. The commitment for these requirements is made in the CoCP and REAC, including the specific requirements of GS028, GS006 and GS018. There are no high-risk sites identified within Package C.

1.1.4 This assessment is presented in the Generic Quantitative Risk Assessment table in Annex C-A.

1.1.5 For Package C, the two sites which have been assigned a medium rating is Welcome Villa Petrol Filling Station (HLU0960) and Dansand Quarry (HLU0963). As there has been no ground investigation within Welcome Villa uncertainty remains regarding the presence of potential contamination noted from the Preliminary Risk Assessment Report. A residual risk therefore remains which would require further consideration at the construction phase of the Project. The commitment for this requirement is made in the REAC (GS001, GS027 (if required) and GS028). Within Dansand Quarry, the presence of PAH, asbestos and metals within soil and leachate samples indicates that the material would require specific management to mitigate risks to identified receptors. A residual risk therefore remains which would require further consideration at the construction phase of the Project. The commitment for this requirement is made in the REAC (GS001, GS027 (if required) and GS028).

1.1.6 Buckingham Hill landfill has been identified as a medium risk site. The potential source is proposed to be utilised as a Nitrogen Deposition Compensation Site and intrusive activities may be required to develop the area for this use. The potential source may be disturbed by proposed groundworks and as such a pathway may be created. Historical reports reviewed indicates impact of landfill gas on crop growth which requires further investigation. It may also pose a risk to human health receptors from potential direct contact / ingestion of contaminated soil. The potential source is considered a medium risk as uncertainty still remains. A residual risk therefore remains which would require further consideration at the construction phase of the Project. The commitment for this requirement is made in the REAC (GS001, GS027 (if required) and GS028).

There is not considered to be a high sensitivity from ground gases within Package C due to the absence of built structures and potential receptors proposed in this section. Monitoring was undertaken as part of the wider specification for the Project. There are limited receptors in the Package C area and as such the risk is considered to be low. The concentrations recorded would be adequately managed through the procedures outlined in the REAC so would not pose an unacceptable risk to the Project. Any risks which are present will be adequately mitigated using procedures and practices as outlined in the Remediation Options Appraisal and Outline Remediation Strategy (Application Document 6.3, Appendix 10.11) and committed to in the REAC (GS018 and GS027).

1.1.7 Elevated concentrations of carbon dioxide recorded at BH12011 are reflective of the material encountered within Dansand Quarry. As the concentrations were repeated over several rounds of monitoring and intrusive utility works are

Uncontrolled when printed – Copyright © - 2022
National Highways Limited – all rights reserved

proposed adjacent to the site, mitigations measures as detailed in the REAC (GS027) may be required. This requires that the ground gas regime across the Project would be investigated to inform design of enclosed and confined spaces (e.g. service ducts/boxes) to reduce the risk to human health. (asphyxiation) and buildings or structures (explosion). Furthermore it requires that no confined spaces associated with the Project would be accessible to the public.

1.1.8 Whilst exceedances have been recorded in both soil leachate and groundwater samples, the lack of exceedances observed in soil samples suggests that there is no particular contaminative source which attributes to these concentrations and are likely to reflect baseline background conditions and there is not an unacceptable risk present to controlled waters within the Package C area.

1.1.9 The assessment of surface water suggests that the credible sources located in close proximity to the irrigation reservoir at Low Street have not influenced water quality at the pond and as such are not considered to pose an unacceptable risk to surface waters or the Project.

1.1.10 At this stage of the Project, where it is possible to refine the potential pollutant linkages identified in the Preliminary Risk Assessment Report (Application Document 6.3, Appendix 10.6) this has been undertaken. Where it has not been possible a precautionary approach has been adopted which assumes that all the identified pollutant linkages are present on site. The key risks identified within this GQRA will be assessed further where necessary, as part of the ground investigations and site-specific risk assessments to be carried out as part of future detailed design stages.

1.1.11 The results of this GQRA indicate there is no clear evidence of unacceptable risks to the identified receptors. The conclusions of this assessment are considered precautionary and robust.

Uncontrolled when printed – Copyright © - 2022
National Highways Limited – all rights reserved

2 Introduction

2.1 Purpose of document

2.1.1 This report presents the Generic Quantitative Risk Assessment (GQRA) which has been carried out in line with the Land Contamination: Risk Management (LCRM) guidance (Environment Agency, 2021). The assessment has been carried out using geo-environmental data collected from the Package C area, over the period of August 2019 to January 2021, as part of the Phase 2 ground investigation.

2.1.2 The information presented within this report is based on a laboratory analysis and monitoring dataset, which comprises the following:

a. Phase 2 ground investigation and Phase 2 long term monitoring (LTM) laboratory test results provided in ESdat Electronic Data Deliverable (EDD) format, issued to Cascade by Perfect Circle as of April 2021. This includes information relating to soil, soil leachate, surface water and groundwater samples.

b. Ground gas monitoring data collected up to January 2021 and other ground investigation data (including Photo-Ionisation Detector (PID) testing results) provided to Cascade and uploaded to the Lower Thames Crossing HoleBASE database, accessed in November 2021.

c. Ground investigation data (i.e., geology encountered), provided to Cascade by Perfect Circle in AGS format and uploaded to the Lower Thames Crossing HoleBASE database, accessed in May 2022.

2.1.3 The available chemical laboratory test results have been screened within ESdat, a specialist environmental database system, to highlight any exceedances (non-compliance) of relevant screening criteria for human health and controlled waters. The results of this screening are presented herein, along with an assessment of ground gas data.

2.2 Project background

2.2.1 The A122 Lower Thames Crossing (the Project) would provide a connection between the A2 and M2 in Kent, east of Gravesend, crossing under the River Thames through two bored tunnels, before joining the M25 south of junction 29.

2.2.2 The A122 road would be approximately 23km long, 4.25km of which is in tunnel. On the south side of the River Thames, the Project route would link the tunnel to the A2 and M2. On the north side, it would link to the A13 and junction 29 of the M25. The tunnel portals would be located to the east of the village of Chalk on the south of the River Thames and to the west of East Tilbury on the north side.

2.2.3 For the purposes of the Phase 2 ground investigation, the Project route has been divided into four sections labelled Package A to Package D. The Phase 2 ground investigation for Package C covers the area of the Project route from

Uncontrolled when printed – Copyright © - 2022
National Highways Limited – all rights reserved

Tilbury and Southend Railway in East Tilbury, northwards to the A13 junction in Orsett Heath. The River Thames is located approximately 2km to the south of the Package C area. The extent of the Package C area is presented in Figure A.

2.2.4 The Phase 2 ground investigation within each of the four packages covered varying periods of time due to differing start dates. Generally, the intrusive investigations took place over the period of July 2019 to October 2020. Long-term monitoring of groundwater and ground gas was also undertaken for 12 months following completion of intrusive works in Package C. The long-term monitoring data has been included within this report.

2.2.5 Prior to the Phase 2 ground investigation, a Phase 1 ground investigation was undertaken which was targeted at the proposed tunnel portals. The assessment is detailed within the Generic Quantitative Risk Assessment for the Phase 1 Investigation (Appendix 10.8, Application Document 6.3). Where appropriate the findings of the Phase 1 investigation are considered within this report to provide a comprehensive assessment of the available data.

2.3 Land contamination risk management process

2.3.1 The land contamination risk assessment presented herein is based upon the process laid out in the LCRM guidance (Environment Agency, 2021). In brief, the assessment is a tiered process with increased site-specific understanding required at each level:

a. **Stage 1: Risk assessment** – The three tiers are:

   i. Preliminary Risk Assessment

   ii. GQRA

   iii. Detailed Quantitative Risk Assessment (DQRA)

b. **Stage 2: Options appraisal** – The three tiers are:

   i. Identify feasible remediation options

   ii. Detailed evaluation of options

   iii. Selection of final remediation options

c. **Stage 3: Remediation** – The three tiers are:

   i. Develop a remediation strategy

   ii. Remediation and verification

   iii. Long term monitoring and maintenance, if required

2.3.2 The contaminated land risk assessment for the Project falls within Stage 1 of the LCRM process (Environment Agency, 2021). For the purposes of the Project, the risk assessment has been separated into various phases of work. The phases and how they relate to the LCRM are presented in Plate 2.1.

Uncontrolled when printed – Copyright © - 2022
National Highways Limited – all rights reserved

2.3.3 The first stage of the risk assessment is the production of a CSM which establishes whether there are any potentially unacceptable risks (potential pollutant linkages) and supports the design of the intrusive ground investigations. The subsequent GQRA then utilises the findings of the ground investigations to assess if there are unacceptable or acceptable risks associated with the identified potential pollutant linkages by comparing the contaminant concentrations against appropriate Generic Assessment Criteria (GAC). A precautionary approach has been adopted for the purposes of this GQRA, whereby if the assessment of the results of the ground investigation reveals unacceptable risk or uncertainty, then the assumption is that the pollutant linkage remains relevant and further action may be required.

2.3.4 This report is based upon the data collected as part of the Phase 2 ground investigation. The main objective of the GQRA is to identify where risks arising from potential contamination exist so that they can be included within the land contamination mitigation measures for the Project. The results of the GQRA are presented herein.

2.3.5 Subject to the findings of the GQRA and any further assessment which may include DQRA, the requirement for remediation or other contamination mitigation measures (such as watching briefs) would be determined. The Contractor would need to develop proposals for site-specific remediation and materials management in consultation with the relevant local authority prior to implementation. The Contractor would have regard to the Remediation Options Appraisal and Outline Remediation Strategy (Application Document 6.3, Appendix 10.11) which identifies specific techniques that could be implemented by the Contractor to remediate or mitigate contamination. Where general mitigation measures are required to manage potential residual risks this is specified in the Register of Environmental Actions and Commitments (REAC) (Code of Construction Practice (Application Document 6.3, Appendix 2.2) which the Contractor would have regard to prior to the mobilisation to the site. The REAC commitments include the implementation of watching briefs (GS028), materials management (GS006), and the steps outlined by the LCRM, such as supplementary investigations (GS001, GS018), remediation (GS027, GS026 and GS028) and verification (GS016 and GS017).

Plate 2.1 Summary of the main phases of work and their relation to the LCRM process

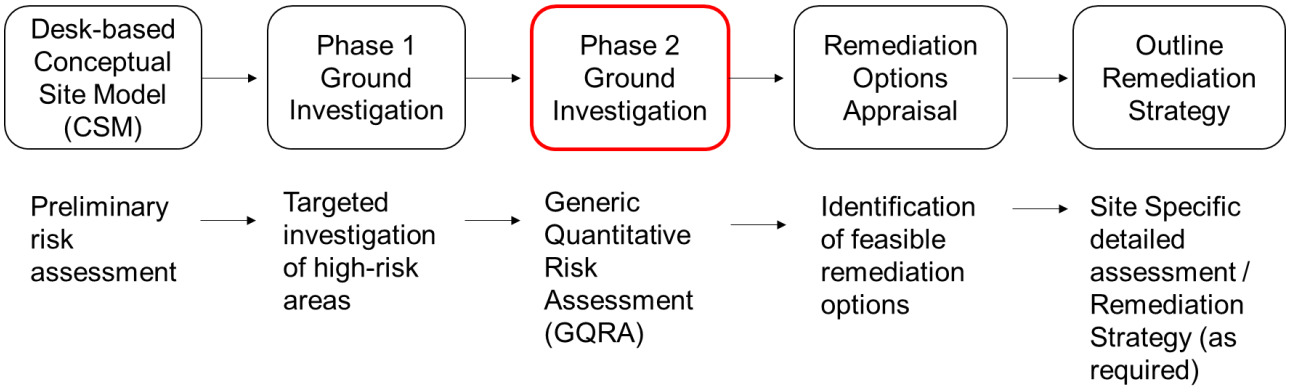

Uncontrolled when printed – Copyright © - 2022
National Highways Limited – all rights reserved

3 Data available

3.1.1 The laboratory data presented in this report was collected over the period between August 2019 and January 2021. The data comprises laboratory contaminant testing results for 170 soil and soil leachate samples collected from 60 locations; 165 groundwater samples collected from 20 locations; and 37 surface water samples collected from five locations, as summarised in Table 3.1. The exploratory hole locations are presented in Figure B. This figure also shows the location of the credible contaminant sources.

3.1.2 While summarised in this annex, full details of the investigation and the chemical testing are provided within the Land Based Works - Phase 2A Area 2 Package C Factual Report on Ground Investigation (Perfect Circle, 2020) and Land-based works - Phase 2A Ground Investigation Package C Long-term monitoring Addendum to factual report on post-GI gas and groundwater monitoring and sampling works (Perfect Circle, 2021).

3.1.3 For selected locations, no groundwater sample data is presented in this report either due to the laboratory data not being available, or the absence of groundwater within the groundwater monitoring wells which have been installed.

Table 3.1 Summary of environmental samples tested as of January 2021

Exploratory hole ID	Number of soil samples tested	Number of soil leachate samples tested	Number of groundwater samples tested		Number of surface water samples tested
			GI	LTM	
BH09002	3	3	4	5	-
BH09006	4	4	4	6	-
BH09010	3	3	4	4	-
BH09011	3	3	-	7	-
BH10003	6	6	4	5	-
BH10004	3	3	4	5	-
BH10008	3	3	3	5	-
BH11003	2	2	-	2	-
BH11004	2	2	3	5	-
BH11007	4	4	3	6	-
BH12003	3	3	3	6	-
BH12005	3	3	4	6	-
BH12011	5	5	-	-	-
BH12012	3	3	-	-	-
BH13002	4	4	1	3	-
BH13003	3	3	-	-	-
BH13004	3	3	-	-	-

Uncontrolled when printed – Copyright © - 2022
National Highways Limited – all rights reserved

Exploratory hole ID	Number of soil samples tested	Number of soil leachate samples tested	Number of groundwater samples tested		Number of surface water samples tested
			GI	LTM	
BH13007	2	2	-	-	-
BH13008	1	1	-	-	-
BH13009	5	5	2	10	-
BH13015	4	4	4	5	-
OH13002	2	2	-	-	-
OH13004	1	1	-	3	-
TP08002	2	2	-	-	-
TP09009	2	2	-	-	-
TP10001	4	4	-	-	-
TP10002	1	1	-	-	-
TP10003	2	2	-	-	-
TP10004	2	2	-	-	-
TP11001	2	2	-	-	-
TP11002	3	3	-	-	-
TP11003	3	3	-	-	-
TP11004	2	2	-	-	-
TP11005	2	2	-	-	-
WS08028	4	4	3	5	-
WS08038	4	4	-	-	-
WS09005	1	1	-	-	-
WS09008	3	3	-	-	-
WS09009	3	3	-	-	-
WS09010	4	4	-	-	-
WS09011	2	2	-	-	-
WS09012	2	2	-	-	-
WS09013	3	3	5	6	-
WS10002	4	4	-	-	-
WS10003	3	3	-	-	-
WS10006	2	2	4	5	-
WS11001	3	3	-	-	-
WS11002	3	3	2	9	-
WS11005	3	3	-	-	-

Uncontrolled when printed – Copyright © - 2022
National Highways Limited – all rights reserved

Exploratory hole ID	Number of soil samples tested	Number of soil leachate samples tested	Number of groundwater samples tested		Number of surface water samples tested
			GI	LTM	
WS11008	2	2	-	-	-
WS12004	5	5	-	-	-
WS12005	2	2	-	-	-
WS12006	3	3	-	-	-
WS12007	3	3	-	-	-
WS12008	2	2	-	-	-
WS12009	4	4	-	-	-
WS12016	2	2	-	-	-
WS12021	2	2	-	-	-
WS13003	2	2	-	-	-
WS14003	2	2	-	-	-
Irrigation reservoir at Low Street Sample A*	-	-	-	-	11
Irrigation reservoir at Low Street Sample B*	-	-	-	-	1
Irrigation reservoir at Low Street Sample C*	-	-	-	-	10
Irrigation reservoir at Low Street Sample D*	-	-	-	-	9
Irrigation reservoir at Low Street BH*	-	-	-	-	6

Note: - = No sample taken

GI = main Ground Investigation

LTM = Long Term Monitoring

**Perfect Circle refer to the irrigation reservoir at Low Street samples as Coles Pond samples*

3.1.4 Samples were tested for a range of chemical determinands across multiple chemical groups. A summary of the basic chemical groups of those determinands for soil and soil leachate testing is presented in Table 3.2. The selection of determinands for chemical testing of each sample is based upon both field observations and the information provided within the Preliminary Risk Assessment Report (Application Document 6.3, Appendix 10.6). For samples collected at locations where a specific determinand or group of determinands were unlikely to be encountered, those determinands were not included in the

Uncontrolled when printed – Copyright © - 2022
National Highways Limited – all rights reserved

analysis suite. Therefore, not all samples were tested for every determinand within each chemical group.

3.1.5 Groundwater and surface water samples were analysed for various suites of determinands as both laboratory filtered and laboratory unfiltered samples. Filtering samples prior to metals analysis is good practice as water quality standards typically refer to either ‘total’ or ‘dissolved’ fractions. Filtering for other determinands may be useful where entrainment of fines has occurred but is not specified within water quality standards.

3.1.6 Details of the sample collection methodology, including whether samples were filtered onsite, are not available. Therefore, it is not possible to confirm whether the results represent ‘dissolved’ or ‘total’ concentrations at this stage. Where determinands have recorded exceedances in both samples, the higher concentration has been assessed for the purposes of the GQRA. This may be considered to be a conservative approach but ensures the assessment remains robust. The laboratory chemical testing adopted for groundwater samples is provided in Table 3.3.

Table 3.2 Summary of soil and soil leachate laboratory chemical testing and determinands

Chemical group	Number of determinands	Maximum number of samples analysed
Soil		
Benzene, Toluene, Ethylbenzene and Xylene (BTEX) and Methyl Tert-Butyl Ether (MTBE)	5	3
Metals	12	170
Asbestos	10	170
Inorganics	2	170
Polycyclic aromatic hydrocarbons (PAH)	17	170
Total Petroleum Hydrocarbons (TPH)	7	170
Volatile Organic Compounds (VOC)	50	3
Semi-Volatile Organic Compounds (SVOCs)	32	3
VOC/SVOC*	9	3
Phenolics (excluding total phenols)	3	3
Total Phenols	1	170
Other (moisture content, organic carbon, pH)	3	170
Soil leachate		
Metals	16	170
Inorganics	10	170
Phenolics	1	170
Other (electrical conductivity, pH)	2	170

* Grouping adopted for determinands which fall into both VOC and SVOC groups.

Uncontrolled when printed – Copyright © - 2022
National Highways Limited – all rights reserved

Table 3.3 Summary of groundwater and surface water laboratory chemical testing

Chemical group	Number of determinands*	Maximum number of samples analysed
Groundwater (GI)		
BTEX and MTBE	14	43
Metals	33	43
Inorganics	37	43
PAH	34	46
TPH	15	14
TPH Criteria Working Group	38	42
VOC	95	3
VOC/SVOC**	16	4
SVOC	73	3
Polychlorinated biphenyls (PCBs)	19	1
Phenolics	8	44
Organotins	5	1
Pesticides	122	2
Biological Oxygen Demand	2	15
Conductivity (at 20°C)	2	43
Chemical Oxygen Demand	2	42
Dissolved Organic Carbon	2	43
pH	2	43
Groundwater (LTM)		
Metals	28	108
Inorganics	24	108
PAH	34	102
TPH	13	100
TPH CWG	35	91
BTEX and MTBE	14	102
VOC	48	4
VOC/SVOC	8	11
SVOC	41	11
PCB	19	4
Phenolics	6	103
Organotins	1	4
Pesticides	306	4

Uncontrolled when printed – Copyright © - 2022
National Highways Limited – all rights reserved

Chemical group	Number of determinands*	Maximum number of samples analysed
Biochemical Oxygen Demand (5 day test)	1	10
BOD	2	79
COD	2	88
Conductivity (at 20°C)	2	107
DOC	1	101
pH	2	102
Surface water		
BTEX and MTBE	6	37
Metals	15	37
Inorganics	17	37
PAH	17	37
TPH Criteria Working Group	17	37
VOC	47	4
VOC/SVOC**	7	4
Phenolics	1	37
Conductivity (at 20°C)	1	37
Biological Oxygen Demand	1	37
Chemical Oxygen Demand	1	37
Dissolved Organic Carbon	1	37
pH	1	37

** Number of determinands includes both total and dissolved determinands.*

*** Grouping adopted for determinands which fall into both VOC and SVOC groups.*

The data has been cross-referenced against the relevant geological formation, using information obtained from the most-recent AGS 4.0 data file "C-AGSF-X-X-X-F-X-X-X-0001 4.0.4" (dated 7 July 2020) provided by Perfect Circle. This information is presented in Table 3.4.

Table 3.4 Summary of analysed samples and associated strata

Strata	Sample depth range (m bgl)*	Number of samples analysed		
		Soil	Soil leachate	Groundwater
Topsoil	0.00–0.15	39	39	-
Made Ground	0.00–0.95	14	14	-
Alluvium	0.40–4.00	5	5	-
Head	0.20–1.37	37	37	-
River Terrace Deposits	0.35–8.28	44	44	16

Uncontrolled when printed – Copyright © - 2022
National Highways Limited – all rights reserved

Strata	Sample depth range (m bgl)*	Number of samples analysed		
		Soil	Soil leachate	Groundwater
River Terrace** Deposits/Alluvium	0.85–4.00	-	-	19
River Terrace** Deposits/Head Deposits	0.63–2.80	-	-	20
River Terrace** Deposits/Thanet Formation	7.22–13.50	-	-	14
Lambeth Group	2.05–4.55	3	3	-
Thanet Formation	1.20–18.50	24	24	40
White Chalk	13.10–46.00	4	4	56
Total number of samples	**-**	**170**	**170**	**165**

** m bgl – metres below ground level*

*** Well installation screens two strata.*

3.1.7 The ground gas monitoring dataset available as of April 2021 covers the period between September 2019 and January 2021. This comprises ground gas monitoring of 32 locations over various rounds of monitoring visits, as summarised in Table 3.5.

3.1.8 Concentrations of methane, carbon dioxide, oxygen, hydrogen sulphide and carbon monoxide were recorded together with groundwater temperature, groundwater depth and atmospheric pressure. Concentrations of VOC were also recorded with a PID.

Table 3.5 Gas monitoring locations, response zones and dates

Exploratory hole ID	Depth of response zone (m)	Response zone strata	Number of monitoring visits	Date of first monitoring round	Date of last monitoring round
BH09002	3.50–6.50	River Terrace Deposits	5	07/11/2019	29/10/2020
BH09006	13.50–16.50	Thanet Formation	10	01/11/2019	08/01/2021
BH09010	44.00–50.00	White Chalk	2	07/11/2019	14/11/2019
BH09011	1.50–5.50	River Terrace Deposits	13	17/10/2019	05/01/2021
BH10003	17.00–26.00	White Chalk	3	24/10/2019	06/11/2019
BH10004	4.00–7.00	Thanet Formation	12	17/10/2019	08/01/2021
BH10008	19.00–25.00	White Chalk	3	24/10/2019	06/11/2019
BH11003	2.75–6.25	River Terrace Deposits/Thanet Formation*	17	12/09/2019	11/09/2020
BH11004	16.50–19.50	Thanet Formation	3	24/10/2019	06/11/2019

Uncontrolled when printed – Copyright © - 2022
National Highways Limited – all rights reserved

Exploratory hole ID	Depth of response zone (m)	Response zone strata	Number of monitoring visits	Date of first monitoring round	Date of last monitoring round
BH11007	12.00–15.00	River Terrace Deposits/Thanet Formation	1	03/10/2019	03/10/2019
BH12003	19.50–23.50	White Chalk	3	19/09/2019	03/10/2019
BH12005	24.00–30.11	White Chalk	1	10/10/2019	10/10/2019
BH12011	0.80–4.00	Made Ground/Lambeth Group	14	03/10/2019	08/12/2020
BH12012	3.00–15.00	Lambeth Group/Thanet Formation	15	03/10/2019	21/01/2021
BH13004	5.45–9.00	Thanet Formation	17	12/09/2019	08/12/2020
BH13007	6.00–11.00	River Terrace Deposits/Thanet Formation*	17	12/09/2019	09/12/2020
BH13008	2.50–4.50	River Terrace Deposits	14	03/10/2019	09/12/2020
BH13009	44.00–50.00	White Chalk	2	07/11/2019	14/11/2019
BH13015	8.00–14.00	Thanet Formation	1	14/11/2019	14/11/2019
OH13002	6.00–11.00	Thanet Formation	13	12/09/2019	09/12/2020
OH13004	5.00–10.00	River Terrace Deposits/Thanet Formation*	17	12/09/2019	08/12/2020
WS08028	3.30–4.40	Alluvium/River Terrace Deposits*	3	25/10/2019	07/11/2019
WS09011	0.70–1.30	River Terrace Deposits	11	17/10/2019	05/01/2021
WS09013	1.30–3.20	Head Deposits/River Terrace Deposits*	14	03/10/2019	05/01/2021
WS10002	0.70–1.70	River Terrace Deposits	13	17/10/2019	08/01/2021
WS10006	0.50–2.50	Head Deposits/River Terrace Deposits*	5	03/10/2019	06/11/2019
WS11002	1.30–2.50	Alluvium/River Terrace Deposits*	14	03/10/2019	07/01/2021
WS12007	0.90–2.20	River Terrace Deposits	17	19/09/2019	21/01/2021
WS12009	1.30–5.00	Head/Thanet Formation*	16	26/09/2019	21/01/2021
WS12016	1.60–2.90	Lambeth Group	17	19/09/2019	21/01/2021
WS12021	3.20–5.00	Lambeth Group	16	19/09/2019	21/01/2021
WS14003	0.50–1.80	River Terrace Deposits	6	18/10/2019	17/02/2020

** Well screens multiple strata*

Uncontrolled when printed – Copyright © - 2022
National Highways Limited – all rights reserved

4 Preliminary conceptual site model

4.1 Credible sources of contamination

4.1.1 The Preliminary Risk Assessment Report (Application Document 6.3, Appendix 10.6) was produced to outline the potential risks arising from contaminated soil and groundwater present along the Project route in the form of a Conceptual Site Model (CSM). Credible contaminant sources relevant to the Project were identified. This process provides a robust assessment that aligns with the tiered approach for risk assessment set out in LCRM (Environment Agency, 2021). The CSM is built upon and refined by subsequent tiers of assessment (including GQRA and DQRA, if required) which would be completed during detailed design.

4.2 Potential contaminants and analysis

4.2.1 Key contaminants of concern (COC) were identified in the Preliminary Risk Assessment Report (Application Document 6.3, Appendix 10.6). The COC associated with the credible sources of contamination falling within the Package C area included:

a. Benzene, Toluene, Ethylbenzene and Xylenes (BTEX)

b. Hazardous gases

c. Inorganics

d. Methyl Tert-Butyl Ether (MTBE)

e. Metals

f. Asbestos

g. Petroleum hydrocarbons

h. Polycyclic aromatic hydrocarbons (PAH)

i. Semi-Volatile Organic Compounds (SVOC)

j. Volatile Organic Compounds (VOC)

4.2.2 The assessment of land affected by contamination is a continuous process of refinement. This stage of the risk assessment is intended to identify where potential risks arising from potential contamination may exist along the Project route and not to fully delineate the extent or severity of any contamination which may exist. The environmental data presented herein has facilitated a robust assessment of the likely areas which may present a potential risk.

4.2.3 The Phase 1 and 2 ground investigations have identified areas where potential risks to receptors may exist. The results of the risk assessment presented herein will be used to support future detailed design and remediation stages of the development.

Uncontrolled when printed – Copyright © - 2022
National Highways Limited – all rights reserved

4.2.4 It should be noted that Welcome Villa former petrol filling station (HLU0960) has been highlighted as a medium risk site within the Package C area but has not been specifically targeted by the Phase 2 ground investigation due to the presence of residential housing at the site. As such, localised ground conditions within the site have not been analysed for the presence of potential contamination and uncertainty remains regarding the presence of former fuel tanks at the site. Due to the absence of data from the site, further investigation would be required. The Contractors would complete further ground investigations prior to construction to inform the detailed design of the Project and where supplementary investigation is required to assess residual contamination risks. The commitment for this requirement is made in the REAC (GS001, GS027 (if required) and GS028).

4.3 Refining the conceptual site model

4.3.1 The initial stage of assessment as outlined in the LCRM guidance is the production of a CSM. The next stage of assessment is to review and refine the CSM and the credible contaminant sources that fall within the Package C area, and to undertake intrusive investigation.

4.3.2 The review of the credible contaminant sources included a desk based assessment of the project alignment and proposed works in each area to assess if those sources could be dealt with following best practice and taking into account the measures secured within the Code of Construction Practice and REAC (Application Document 6.3, Appendix 2.2). The sources were given a revised risk rating on this basis. This assessment is presented in the Generic Quantitative Risk Assessment table in Annex C-H.

4.3.3 The Phase 2 ground investigation has targeted the main route alignment and areas where proposed intrusive works are planned as part of the construction phase. Where exploratory locations have recorded an exceedance of the applicable GAC and fall within a credible source of contamination identified within the CSM, it suggests that the exceedances may be reflective of potential impact from that particular source. Where the GAC are exceeded, the results would be evaluated to determine whether the level of risk is acceptable or whether further assessment would be required to be completed at the detailed design stage of the Project.

Uncontrolled when printed – Copyright © - 2022
National Highways Limited – all rights reserved

5 Assessment of data

5.1 Introduction

5.1.1 A GQRA has been undertaken to determine the significance of the measured concentrations of contaminants from the chemical analysis. The GQRA compares measured concentrations of contaminants in the soil, soil leachate, surface water and groundwater samples with applicable Generic Assessment Criteria (GAC). An assessment of the ground gas has also been undertaken against industry standard screening values.

5.1.2 The selection of applicable GAC is described in the sections below, along with the results of the assessment and a discussion of the findings.

5.1.3 Following the LCRM process and based on the potential pollutant linkages associated with the Project, the assessment of soil and ground gases is primarily focused on the potential risk to human health receptors. The potential risks to water resource receptors are more accurately evaluated through assessment of concentrations of COC in soil leachate and groundwater. The potential risks associated with contaminants in groundwater are also assessed in relation to human health.

5.1.4 For the purposes of this assessment, laboratory analytical results which fall below the GAC are not considered to present an unacceptable risk and are therefore of low significance in relation to the contamination risks associated with the construction of the Project.

5.1.5 Exceedances of the GAC are considered further herein. It should be noted that a measured concentration greater than the GAC does not necessarily mean there is an unacceptable risk to a receptor but may indicate the need for further assessment. Based upon future data collection, updated GQRA and discussion with the relevant regulators, the requirement for DQRA will be determined, which would be undertaken during detailed design if required. Where contaminant concentrations in soil samples are below the GAC, they are considered unlikely to pose an unacceptable risk to those receptors and, therefore, warrant no further action.

5.2 Soil

5.2.1 In total, 170 soil samples were submitted for laboratory analysis from 60 locations. The samples were taken from a range of depths to provide coverage of the encountered strata. Soil samples were tested for a range of chemical determinands which are presented in Table 3.2.

Selection of Generic Assessment Criteria for soil

5.2.2 The assessment of contaminant concentrations in soil is primarily focused on the potential risk to human health. Human health receptors identified in the Preliminary Risk Assessment Report (Application Document 6.3, Appendix 10.6) which are applicable to the Package C area include the following:

a. Construction workers

b. Operations staff

c. Road users

Uncontrolled when printed – Copyright © - 2022
National Highways Limited – all rights reserved

d. Adjacent land users – residents

e. On site and adjacent land users - public open space

f. Adjacent land users - industrial, commercial and agricultural workers

5.2.3 The GAC were selected to provide a suitable level of protection to the identified human health receptors from onsite measured soil concentrations. In many cases, the criteria selected may be overly conservative but provide an initial screen.

5.2.4 Human health receptors considered in this assessment include b. to f. from the above list. The risk to construction workers has not been specifically considered in this assessment. The potential risk to construction workers would be managed via general construction working practices, suitable for development of a potentially contaminated site, and adherence to the relevant health and safety legislation framework.

5.2.5 The soil chemical data has been screened against the current Land Quality Management/Chartered Institute of Environmental Health (LQM/CIEH) Suitable for Use Levels (S4UL) for Public Open Space near residential housing (POS_{resi}) (Nathanail *et al*., 2015), as this is the most conservative screening scenario which applies to the Project and identified receptors. In the absence of an S4UL for lead, the Category 4 Screening Level (C4SL) for public open space - residential, has also been adopted (Contaminated Land: Applications in Real Environments, 2014).

5.2.6 A Soil Organic Matter content of 1% has been used in the assessment – this is the lowest Soil Organic Matter content for which S4UL criteria have been derived. It therefore represents the most conservative of the S4UL criteria.

5.2.7 Although there is no specific GAC for asbestos, results have been screened against the presence of asbestos with a detection limit of 0.001%.

Soil assessment results

5.2.8 The Phase 1 Ground Investigation comprised soil samples collected from two exploratory holes positioned within the Package C area. Neither of the two locations recorded any exceedances of the GAC in soil samples.

5.2.9 Table 5.1 summarises the determinands which recorded exceedances above the GAC in the Phase 2 ground investigation. The locations of the exceedances are shown in Plate 5.1.

5.2.10 The complete soil analytical results and comparison to the screening criteria are provided in Annex C-A.

Uncontrolled when printed – Copyright © - 2022
National Highways Limited – all rights reserved

Table 5.1 Summary of exceedances recorded from soil samples

Exploratory hole ID	Depth of sample (m)	Geology	Determinand	Result (mg/kg)	GAC (mg/kg)	Chemical group
BH12011	0.05-0.10	Made Ground	Benzo(a)pyrene Dibenz(a,h)anthracene	5.9 0.95	5.7 0.57	PAH
	0.15-0.20	Made Ground	Dibenz(a,h)anthracene	0.94	0.57	
	0.95-1.00	Made Ground	Dibenz(a,h)anthracene	0.65	0.57	
WS09009	0.05	Topsoil	Benzo(b)fluoranthene Benzo(a)pyrene	16.9 12.5	7.1 5.7	

Uncontrolled when printed – Copyright © - 2022
National Highways Limited – all rights reserved

Plate 5.1 Locations of soil samples which recorded exceedances

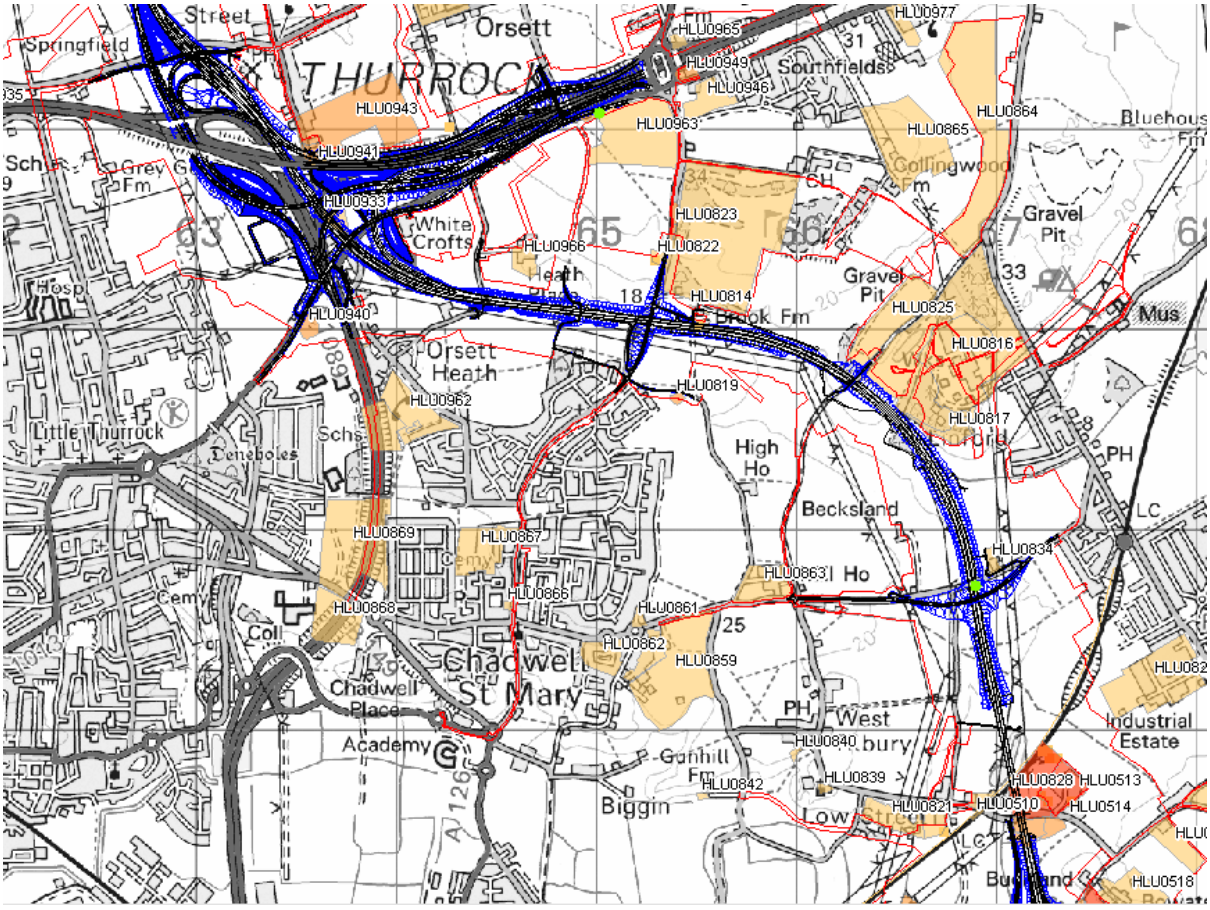

Key

- Route alignment – earthworks
- Route alignment – highway alignment
- Order Limits
- Sample exceedance
- High risk rating HLU
- Medium risk rating HLU
- Low risk rating HLU

Risk ratings obtained from the Preliminary Risk Assessment Report (Application Document 6.3, Appendix 10.6)

Base map copyright: Contains Ordnance Survey data. © Crown copyright and database rights 2022. Ordnance Survey 100030649

5.2.11 With the exception of the PAH listed in Table 5.1, contaminant concentrations in soil were below the laboratory Method Detection Limit (MDL) and the GAC.

Uncontrolled when printed – Copyright © - 2022 National Highways Limited – all rights reserved

Asbestos

5.2.12 All 170 soil samples were analysed for asbestos. The analysis involved an initial screen to determine whether asbestos was identified in the sample. Where asbestos was identified in a sample, the amount of asbestos within the sample was then quantified.

5.2.13 Asbestos fibres were identified by microscopic screening in one soil sample, collected from BH12011 at 0.95m–1.00m. The location of BH12011 is shown in Plate 5.1. The asbestos was interpreted as chrysotile, but the asbestos content within the soil sample was below the limit of quantification (0.001% by weight). The full asbestos analytical results are provided in the soil screening table in Annex C-A.

Photo-ionisation detection testing results

5.2.14 Headspace tests were undertaken on the soil samples to investigate the potential presence of VOCs, and a total of 344 readings were recorded. The concentrations were measured in parts per million by volume (ppmv) and ranged from 0.001ppmv to 8.4ppmv, with the maximum concentration recorded in soil recovered from 13m bgl (White Chalk) in BH10004. While summarised in this annex, the full results of the headspace tests carried out are shown within the borehole logs presented as part of the Land Based Works - Phase 2A Area 2 Package C Factual Report on Ground Investigation (Perfect Circle, 2020).

5.3 Soil assessment discussion

5.3.1 Four samples taken from two locations recorded exceedances of the GAC for PAH compounds as shown in Table 5.1. One made ground sample collected from BH12011 at 0.95 to 1.00m depth recorded chrysotile asbestos fibres. The PAH exceedances were recorded in the made ground at BH12011 and the Topsoil at WS09009.

5.3.2 At BH12011 made ground was encountered to 1.50m thickness. The borehole log describes it as, dark greenish grey to black, gravelly sand. The gravel comprises flint, concrete and charcoal with fragments of ceramics and glass. At WS09009 Topsoil was encountered to 0.30m thickness. The window sample log describes the Topsoil as firm, dark brown, slightly sandy, slightly gravelly, silty clay. The gravel comprises flint.

5.3.3 Full descriptions of the geology encountered across the Package C area are presented in the Land Based Works - Phase 2A Area 2 Package C Factual Report on Ground Investigation (Perfect Circle, 2020).

5.3.4 The borehole location BH12011 is located within Dansand Quarry, south of Stanford Road, adjacent to the main route alignment. The north west corner of the Quarry falls within the Order Limits for the Project, but the majority of the Quarry is outside of the Order Limits. The site is used for aggregate recycling and building material processing and has been identified as a credible source of contamination (HLU0963) within the Preliminary Risk Assessment (PRA) Report. Based on the land use at this location, the presence of made ground was considered to be expected. PAH compounds and asbestos were both listed as potential contaminants of concern for Dansand Quarry and as such the

Uncontrolled when printed – Copyright © - 2022
National Highways Limited – all rights reserved

ground investigation has confirmed the desk-based information outlined in the PRA Report.

5.3.5 Although BH12011 is the only exploratory hole within the quarry, the route alignment would only encroach on the northern boundary of the site, it is considered likely that the results observed in the samples collected from BH12011 are reflective of the material which would be encountered during construction works on the main route alignment at this section of the Project.

5.3.6 The quarry is located adjacent to an area of the Project where a proposed cutting is planned, and therefore the made ground containing the exceedances is likely to be removed as part of the construction works in this area. As the soils in this area have recorded elevated concentrations of PAH and low levels of asbestos have also been recorded at the site, it is likely that the material in this area would have limited re-use potential in areas beneath clean capping or beneath hardstanding to reduce the potential risk to human receptors. As the area is in a location of proposed cutting, appropriate monitoring and mitigation measures would be required when removing the material. Validation sampling may also be required along excavation faces where made ground could be exposed. Further detail of appropriate mitigation measures is provided in the Remedial Options Appraisal and Outline Remediation Strategy (Appendix 10.11, Application Document 6.3). Based on the results from the soil analysis in this area, the overall risk rating for the site has been increased to medium due to the presence of asbestos presenting a potential risk to human health through disturbance and exposure during proposed construction works in this area.

5.3.7 The window sample location WS09009 is located adjacent to Muckingford Road within an agricultural field. The nearest credible source of contamination is Ashlea Farm (HLU0834) located approximately 87m to the north east. The PAH compounds which recorded exceedances at this location are unlikely to be associated with Ashlea Farm given the distance and localised nature of the exceedances encountered. As the location is positioned within a field and the material encountered had no visual or olfactory contamination present, it is likely that the exceedances are the result of localised inclusions from airborne deposition. Given that two other samples collected from the same location at 0.8m and 1.77m recorded no exceedances of the GAC there is no indication of any widespread contamination at this location. Based on the above information the exceedances are unlikely to represent a source of contamination and do not pose an unacceptable risk to the Project.

5.4 Soil leachate

5.4.1 Soil leachate analysis was undertaken on 170 samples from 60 locations within the Package C area. The samples were tested for a range of chemical determinands, which are detailed in Table 3.2.

Selection of assessment criteria

5.4.2 The assessment of soil leachate is primarily focused on the potential risk to water resources, which includes both aquifers and surface water receptors. Criteria used to protect aquifers are based on their resource potential, primarily considered for drinking water, although they may also contribute to surface water baseflow. Assessment on the basis of drinking water quality will provide

Uncontrolled when printed – Copyright © - 2022
National Highways Limited – all rights reserved

protection of human receptors. Water resource receptors identified in the Preliminary Risk Assessment Report (Application Document 6.3, Appendix 10.6) include both surface water and groundwater receptors. Soil leachate chemical data has been screened against GAC to provide protection to surface waters and aquifers.

5.4.3 The majority of the GAC are adopted from the UK Drinking Water Standards (DWS) and Environmental Quality Standards (EQS), which are considered protective of aquifers and surface waters respectively. The DWS are generally adopted from the Water Supply (Water Quality) Regulations 2016 and the EQS are primarily from the Water Environment (Water Framework Directive) (England and Wales) Regulations 2017. Freshwater EQS have been adopted for the protection of surface waters as the Package C area is located inland, with the River Thames (nearest saline/brackish waterbody) located approximately 2km to the south. The EQS for copper, lead, manganese, nickel and zinc are based on bioavailable values so are considered to be conservative screening values.

Leachate assessment results

5.4.4 Within the Phase 1 ground investigation, soil leachate analysis was undertaken on samples collected from two exploratory locations. A single sample collected from BH2612 recorded exceedances of the GAC for copper, nickel and zinc.

5.4.5 Table 5.2 summarises the determinands which recorded exceedances above the GAC in the Phase 2 ground investigation. The full soil leachate assessment results are provided in Annex C-B.

5.4.6 The locations in which the exceedances were recorded are presented in Plate 5.2.

Table 5.2 Summary of exceedances recorded from leachate samples

Determinand	GAC		Number of samples exceeding GAC	Maximum concentration	Units
	UK DWS*	UK freshwater EQS*			
Metals					
Antimony	5	NV	6	40	µg/L
Arsenic	10	50	19	**52**	µg/L
Cadmium	5	0.08	24	1	µg/L
Cobalt	NV	3	16	11	µg/L
Copper	2,000	1 (bio)	138	54	µg/L
Lead	10	1.2 (bio)	98	**413**	µg/L
Mercury	1	0.07 (MAC)	19	**3.84**	µg/L
Nickel	20	4 (bio)	68	**43**	µg/L
Selenium	10	NV	1	48	µg/L

Uncontrolled when printed – Copyright © - 2022
National Highways Limited – all rights reserved

Determinand	GAC		Number of samples exceeding GAC	Maximum concentration	Units
	UK DWS*	UK freshwater EQS*			
Vanadium	NV	20	21	105	µg/L
Zinc	3,000	10.9 (bio)	79	207	µg/L
Inorganics					
Ammoniacal nitrogen (N)	NV	0.6	7	2.97	mg/L
Cyanide (total)	50	1	10	15	µg/L
Fluoride	1,500	1,000	32	**2,790**	µg/L
pH	6.5–9.5	6–9 (MAC)	7	**4.39–9.51**	pH Units
Sulphate	250	400	1	**467**	mg/L

NV – no screening criteria value.

Bold – Concentration exceeded both the DWS and freshwater EQS.

Bio – bioavailable

MAC – Maximum Allowable Concentration

** UK DWS, UK EQS and other guideline values as referenced in Annex C-B.*

Uncontrolled when printed – Copyright © - 2022
National Highways Limited – all rights reserved

Plate 5.2 Locations of soil samples which recorded exceedances in soil leachate analysis

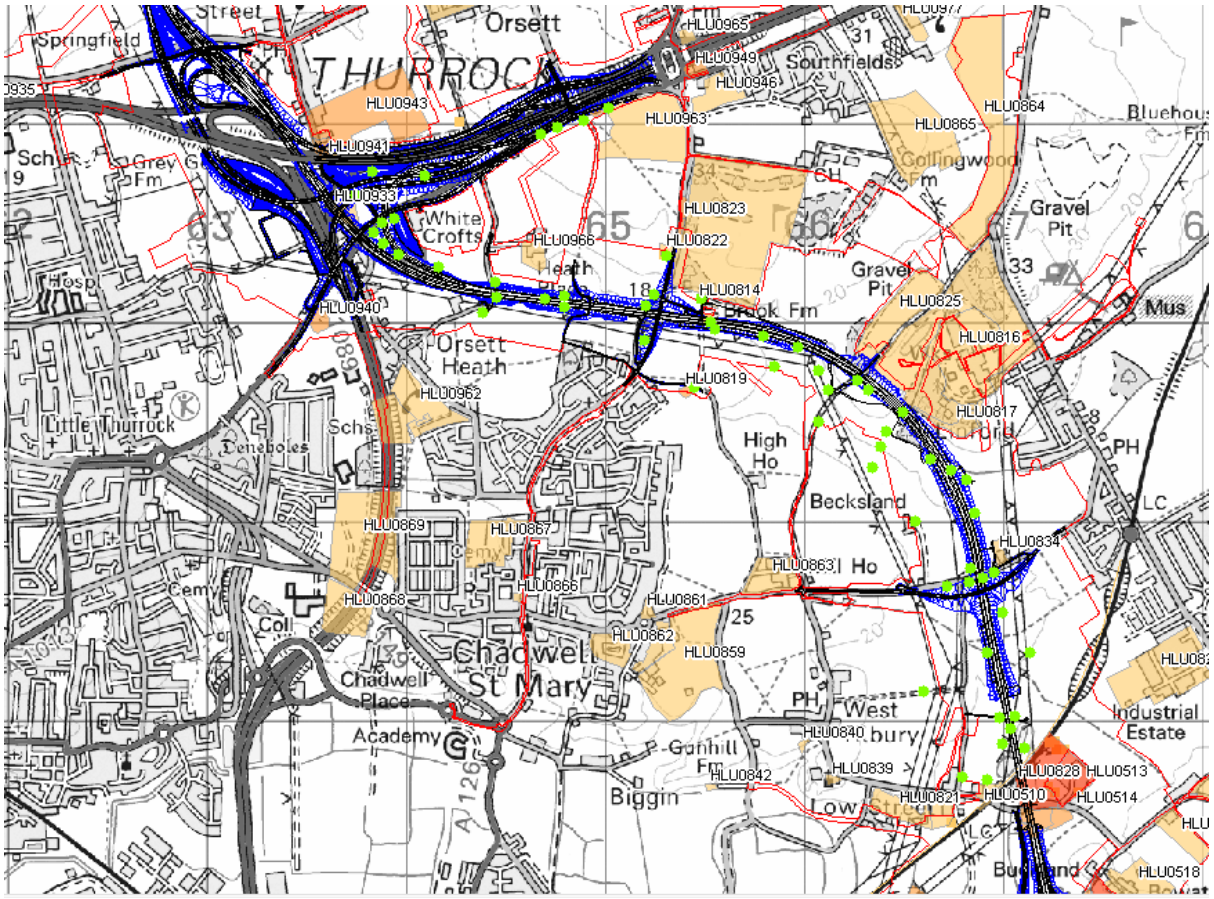

Risk ratings obtained from the Preliminary Risk Assessment Report (Application Document 6.3, Appendix 10.6)

Base map copyright: Contains Ordnance Survey data. © Crown copyright and database rights 2022. Ordnance Survey 100030649

5.4.7 The locations and the associated sample information where exceedances were recorded are presented in Annex C-C.

Uncontrolled when printed – Copyright © - 2022 National Highways Limited – all rights reserved

5.4.8 With the exception of the contaminants listed in Table 5.2, contaminant concentrations in soil leachate samples were either below the laboratory MDL or the GAC.

5.4.9 It should be noted that the laboratory MDL for cadmium, chromium (hexavalent and trivalent), cyanide (free and total) and mercury in several samples is higher than the freshwater EQS (but below the DWS). Although the results have not exceeded the MDL, with the MDL itself being higher than the GAC, it is not clear whether the result has truly exceeded the GAC (or not). Further explanation of the elevated MDL results is provided in paragraph 7.1.2. The assessment to date is considered precautionary and robust.

5.5 Soil leachate assessment discussion

5.5.1 Leachate analysis was undertaken on 170 samples. Of these samples, 147 recorded exceedances of the GAC. The samples recording exceedances were collected from 60 exploratory locations across the Package C area. The majority of the samples recording exceedances were collected from the natural ground (133 samples) with 14 samples collected from made ground.

Made Ground

5.5.2 The 14 samples of made ground recording exceedances were collected from 12 exploratory positions as shown in Plate 5.3. Of these locations, BH12011 is located within Dansand Quarry (HLU0963) and WS12009 is located within the site of the demolished Seaborough Hall (HLU0822). The remaining ten locations are positioned on agricultural land.

Uncontrolled when printed – Copyright © - 2022
National Highways Limited – all rights reserved

Plate 5.3 Locations of made ground samples recording exceedances in soil leachate analysis

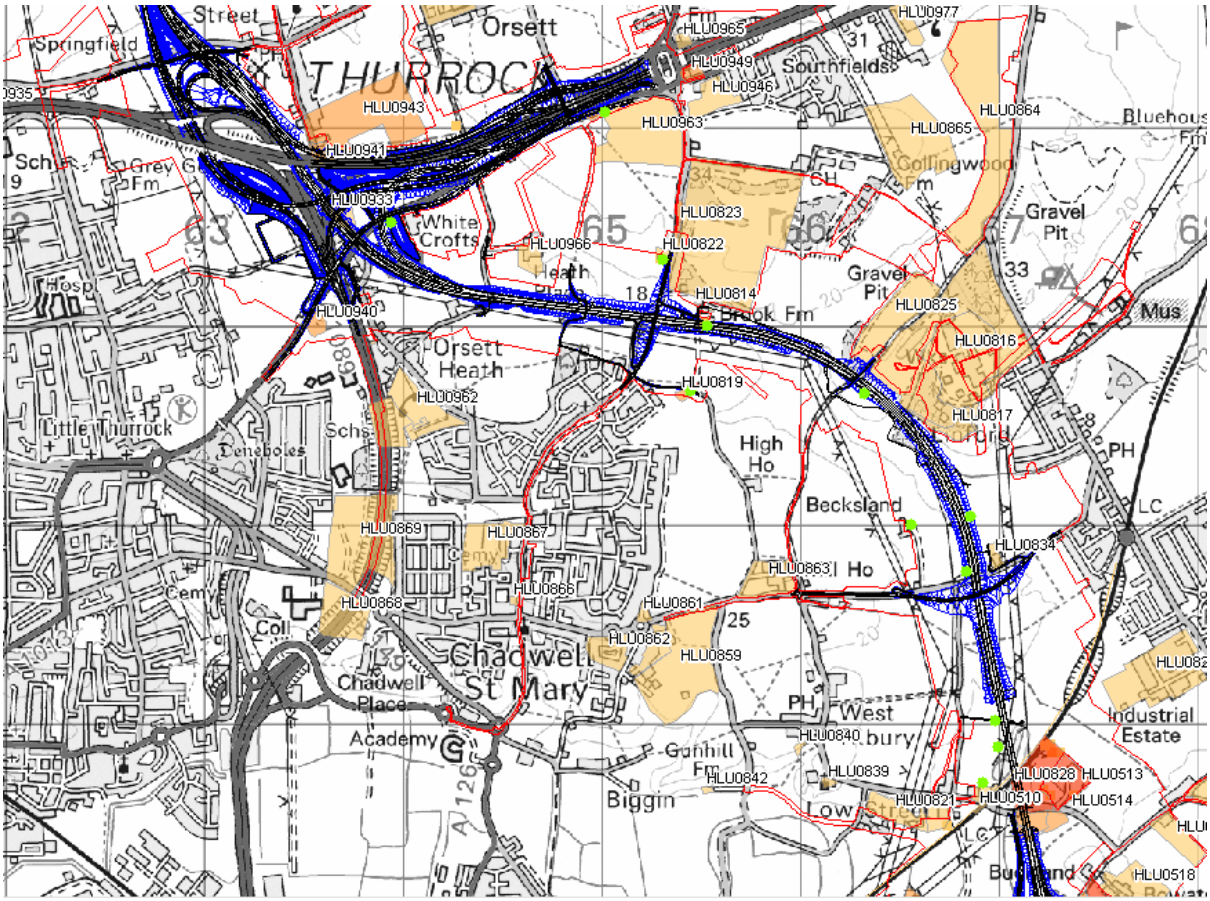

Key

Risk ratings obtained from the Preliminary Risk Assessment Report (Application Document 6.3, Appendix 10.6)

Base map copyright: Contains Ordnance Survey data. © Crown copyright and database rights 2022. Ordnance Survey 100030649

5.5.3 Made ground was encountered at 12 exploratory locations at thicknesses between 0.3m and 1.5m. With the exception of BH12011 and WS12009, the made ground encountered is generally spread across the proposed main route

Uncontrolled when printed – Copyright © - 2022 National Highways Limited – all rights reserved

alignment in localised pockets which are not associated with the credible sources of contamination identified in the PRA Report.

5.5.4 Excluding BH12011 and WS12009, the made ground was described in the logs as greyish brown to brown slightly sandy, slightly gravelly clay or silt. The gravel is noted as comprising flint with rare fragments of brick. Various other made ground materials were noted in the logs including terracotta and ceramics at TP10001, plastics at TP11004 and red brick and glass at BH11003.

5.5.5 The samples collected from the other 10 locations all (excluding BH12011 and WS12009) recorded exceedances against heavy metals including copper, lead, nickel and zinc. Four of these samples also recorded exceedances of the GAC for fluoride and one sample for total cyanide. The majority of the samples recorded exceedances against the Freshwater EQS with only 5 samples exceeding for both the Freshwater and UK Drinking Water Standards.

5.5.6 The made ground at BH12011 is described in the borehole log as gravelly sand comprising flint, rare charcoal, ceramics and glass between 0 to 0.9m depth. Between 0.9m to 1.30m depth the made ground is noted as changing to slightly gravelly sandy clay comprising predominantly brick and concrete with occasional flint and rare pieces of wood. Three samples collected from the made ground between 0.05 and 1.0m recorded exceedances of the GAC for metals. One of the three samples also recorded exceedances of ammoniacal nitrogen and sulphate. The presence of made ground was noted in the PRA Report for Dansand Quarry. Given the land use of the site the presence of metals and inorganics within leachate samples supports the potential contaminants of concern listed within the PRA Report.

5.5.7 As noted within Paragraph 5.3.4 Dansand Quarry is adjacent to an area of proposed cutting on the main route alignment so it is likely that the material would be removed as part of the construction phase of works.

5.5.8 The location WS12009 encountered made ground to a depth of 0.3m and the window sample logs describe the material as brown, slightly sandy, gravelly silt. The gravel comprises flint with occasional brick and concrete. One sample collected from the made ground exceeded the GAC for copper, lead and zinc. The potential presence of made ground at the former Seaborough Hall site was identified in the PRA Report so the presence of brick and concrete in the sample confirms the initial findings. The exceedances recorded in the sample have been repeated in all the samples collected from this location and in samples collected from the nearest exploratory location, WS12004. Given that the heavy metal exceedances have been repeated across the various strata and nearby locations it is unlikely that they are the result of the made ground encountered. It is likely that the exceedances are linked to background concentrations which is further shown by the results which generally fall within the same order of magnitude as the GAC.

Natural Ground

5.5.9 The 59 exploratory locations which recorded exceedances of the GAC for natural ground soil leachate samples were all positioned within agricultural land. The positions of the locations are shown in Plate 5.4. Generally, all 59 exploratory positions encountered clay or silt Topsoil overlaying Head Deposits, Alluvium and River Terrace Deposits. The bedrock is generally Thanet

Uncontrolled when printed – Copyright © - 2022
National Highways Limited – all rights reserved

Formation overlying the white chalk subgroup. No anthropogenic material was encountered in any of the logs for the exploratory positions.

5.5.10 The exceedances observed in the Phase 1 ground investigation, as detailed in the Generic Quantitative Risk Assessment for the Phase 1 Investigation (Application Document 6.3, Appendix 10.8), at exploratory position BH2612 were recorded in a sample collected from the Head Deposits and included metals. The exceedances were marginal falling within the same order of magnitude as the freshwater EQS. There were no exceedances of the DWS GAC.

Uncontrolled when printed – Copyright © - 2022
National Highways Limited – all rights reserved

Plate 5.4 Locations of natural soil samples recording exceedances in soil leachate analysis

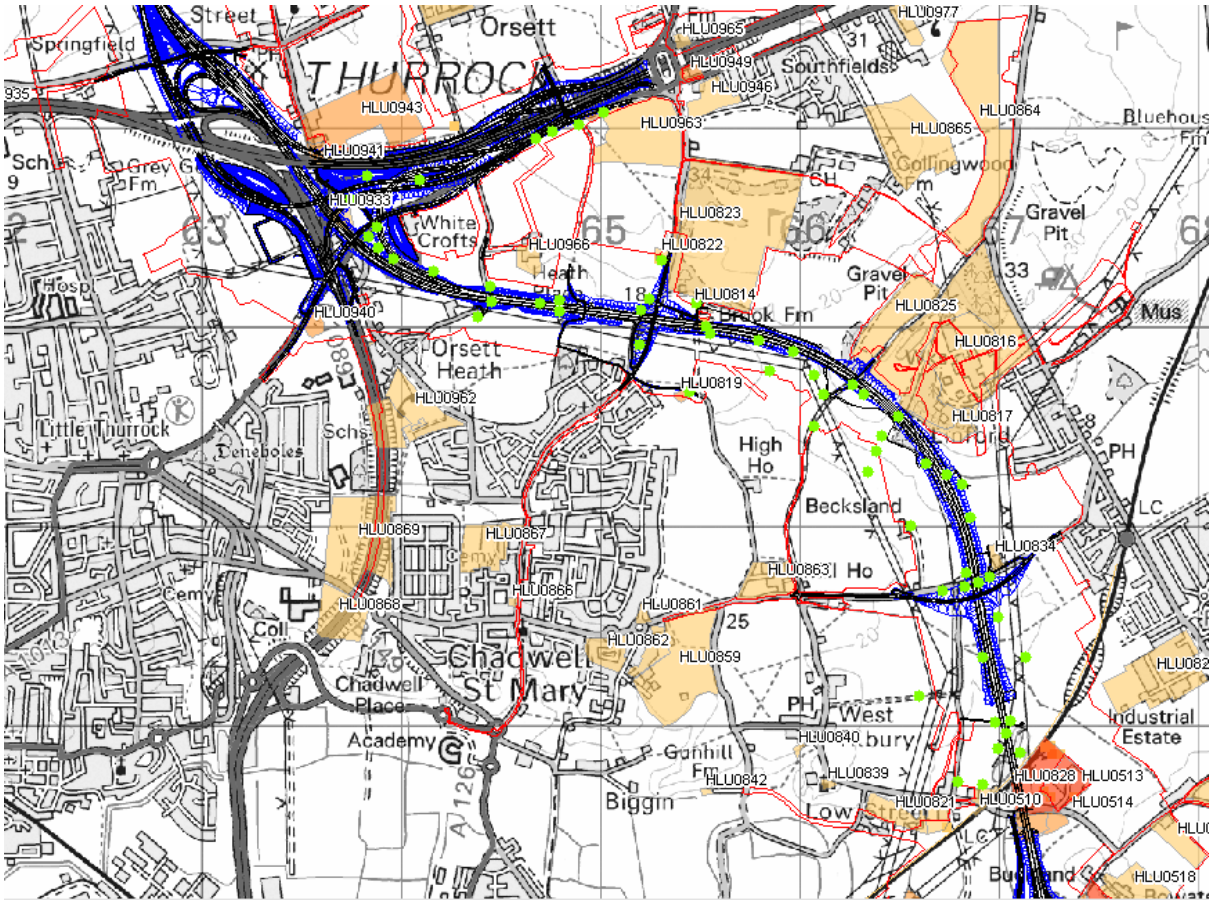

Risk ratings obtained from the Preliminary Risk Assessment Report (Application Document 6.3, Appendix 10.6)

Base map copyright: Contains Ordnance Survey data. © Crown copyright and database rights 2022. Ordnance Survey 100030649

5.5.11 The samples collected from the 59 exploratory positions generally exceeded the GAC for heavy metals with occasional exceedances for fluoride and total cyanide. The exceedances recorded are generally considered to be marginal as they fall within the same order of magnitude as the GAC. Out of the exploratory

Uncontrolled when printed – Copyright © - 2022 National Highways Limited – all rights reserved

positions only BH12011 and WS09009 recorded any exceedances within soil samples.

5.5.12 For the exploratory locations BH12011 and WS09009, exceedances have been recorded for heavy metals in all the soil leachate samples collected from these locations, although those recorded at depth only exceeded the UK Freshwater EQS. The only soil samples recording exceedances were collected from the Made Ground (BH12011) and Topsoil (WS09009). Based on the magnitude of the exceedances and the results of the soil analysis it is likely that the exceedances observed in soil leachate samples are a result of background concentrations. Although the Made Ground and Topsoil have recorded exceedances in both the soil and soil leachate samples it is likely that the exceedances are the result of sample inclusions rather than indicating a source of contamination. This is based on the location of the positions within natural ground, the lack of evidence of contamination within the exploratory logs and the lack of exceedances in soil samples collected from depth.

5.5.13 As the exceedances are generally spread across the proposed route, there does not appear to be any discernible spatial patterns or hotspots. Based on the positions of the exploratory positions within agricultural land it is unlikely that the exceedances are indicative of a source of contamination. This is further supported by the absence of exceedances observed in soil samples collected from the positions.

5.5.14 It should be noted that soil leachate analysis is considered to be a conservative estimation of risk as the comparison of eluate concentrations (derived from aggressive laboratory soil leaching tests) with water quality standards does not factor in the potential for attenuation of concentrations in the pathway between the soil source and the receptor i.e. in the unsaturated zone with potential for dilution at the water table or dilution in the receptor itself.

Given the conservative nature of the risk assessment, the magnitude and spread of the exceedances within both made ground and natural soils, the lack of elevated soil concentrations, and the absence of anthropogenic material within the material sampled from the exploratory locations, it is considered there is not an unacceptable risk present to controlled waters from soils within the Package C area.

5.6 Groundwater

5.6.1 Groundwater monitoring was undertaken in two phases: the ground investigation (GI) and the long-term monitoring (LTM).

5.6.2 Groundwater monitoring was undertaken across 10 rounds between October 2019 and January 2021. Analysis was carried out on 165 samples collected from 20 locations within the Package C area. Groundwater samples were analysed for a number of determinands as shown in Table 3.3.

Selection of assessment criteria

5.6.3 The assessment of groundwater considers the potential risk to water resource receptors (drinking water and ecological receptors). Groundwater chemical data has been screened against GAC in order to provide protection to both aquifers and surface waters. The risk to water resource receptors has also been

Uncontrolled when printed – Copyright © - 2022
National Highways Limited – all rights reserved

assessed through comparison of soil leachate concentrations (detailed in Sections 5.4 and 5.5).

5.6.4 The majority of the GAC are adopted from the UK DWS and EQS, which are based on guidance from the Water Supply (Water Quality) Regulations 2016 and the Water Environment (Water Framework Directive) (England and Wales) Regulations 2017, respectively. It should be noted that the EQS for copper, lead, manganese, nickel and zinc are based on bioavailable values so are considered to be more conservative.

5.6.5 The GAC for the remaining determinands (for which UK DWS and EQS are not available) have been adopted based on the sources referenced within Annex C-D.

Groundwater assessment results

5.6.6 Table 5.3 and Table 5.4 summarises the determinands which recorded exceedances above the GAC. The locations of the exceedances are shown in Plate 5.5 and Plate 5.6. The full assessment results are provided in Annex C-D.

5.6.7 It should be noted that samples were labelled by the laboratory as both filtered and unfiltered samples for metals. Where determinands have recorded exceedances in both samples, only the higher concentration has been included in the summary in Table 5.3 and Table 5.4. The analytical results of both the filtered and unfiltered samples are presented in Annex C-D.

Table 5.3 Summary of exceedances recorded in GI groundwater samples

Determinand	GAC		Number of samples exceeding GAC	Maximum concentration	Units
	UK DWS*	UK freshwater EQS*			
Metals					
Arsenic	10	50	1	34.2	µg/L
Cadmium	5	0.08	18	1.51	µg/L
Chromium	50	3.4	17	176	µg/L
Cobalt	NV	3	9	51.0	µg/L
Copper	2,000	1 (bio)	63	10.0	µg/L
Iron	200	1,000	6	1,890	µg/L
Lead	10	1.2 (bio)	4	26.0	µg/L
Manganese	50	123 (bio)	60	1,440	µg/L
Mercury	1	0.07 (MAC)	4	0.918	µg/L
Nickel	20	4 (bio)	65	192	µg/L
Selenium	10	NV	5	141	µg/L
Zinc	3,000	10.9	38	802	µg/L

Uncontrolled when printed – Copyright © - 2022
National Highways Limited – all rights reserved

Determinand	GAC		Number of samples exceeding GAC	Maximum concentration	Units
	UK DWS*	UK freshwater EQS*			
Inorganics					
Ammoniacal nitrogen as N	NV	0.6	1	0.787	mg/L
Cyanide total	50	1	1	8.42	µg/L
Cyanide complex	50	1	1	6.04	µg/L
Nitrate (as NO_3^-)	50	NV	19	426	mg/L
Sulphate	250 (SO_4)	400	17	523	mg/L
PAH					
Fluoranthene	NV	0.0063	14	2.64	µg/L
Anthracene	NV	0.1	1	0.28	µg/L
Benzo(b)fluoranthene	0.025	0.00017	7	1.35	µg/L
Benzo(k)fluoranthene	0.025	0.00017	2	0.54	µg/L
Benzo(a)pyrene	0.01	0.00017	9	0.92	µg/L
Benzo(g,h,i)perylene	0.025	0.00017	2	0.52	µg/L
Indeno(1,2,3-c,d)pyrene	0.025	0.00017	2	0.68	µg/L
TPH					
TPH >C_5 - C_{35} Aliphatics/Aromatics	10	50	13	165	µg/L
Other					
pH (lab)	6.5–9.5	6–8.5 (MAC)	3	4.85	pH Units

NV – no screening criteria value.

** UK DWS, UK EQS and other guideline values as referenced in Annex C-D.*

Uncontrolled when printed – Copyright © - 2022
National Highways Limited – all rights reserved

Table 5.4 Summary of exceedances recorded in LTM groundwater samples

Determinand	GAC		Number of samples exceeding	Maximum concentration	Units
	UK DWS*	UK freshwater EQS*			
Metals					
Arsenic	10	50	7	33.5	µg/L
Cadmium	5	0.08	43	1.49	µg/L
Chromium hexavalent	NV	3.4	4	19.4	µg/L
Chromium	50	3.4	51	101	µg/L
Chromium Trivalent	NV	4.7	8	20.0	µg/L
Cobalt	NV	3	14	53.7	µg/L
Copper	2,000	1 (bio)	141	364	µg/L
Iron	200	1,000	27	2,550	µg/L
Lead	10	1.2	5	2.66	µg/L
Manganese	50	123 (bio)	147	1,050	µg/L
Mercury	1	0.07 (MAC)	9	0.741	µg/L
Nickel	20	4 (bio)	131	92.8	µg/L
Selenium	10	NV	6	113	µg/L
Zinc	3,000	10.9	65	812	µg/L
Inorganics					
Ammoniacal nitrogen as N	NV	0.6	6	1.23	mg/L
Cyanide free	50	1	2	5.41	µg/L
Cyanide total	50	1	3	84.3	µg/L
Cyanide complexes	50	1	3	78.9	µg/L
Fluoride	1,500	1,000	1	2,930	µg/L
Nitrate (as NO_3^-)	50	NV	50	472	mg/L
Sulphate	250 (SO_4)	400	29	504	mg/L
PAH					
Fluoranthene	NV	0.0063	15	0.694	µg/L
Benzo(b)fluoranthene	0.025	0.00017	7	0.368	µg/L
Benzo(k)fluoranthene	0.025	0.00017	4	0.144	µg/L
Benzo(a)pyrene	0.01	0.00017	12	0.257	µg/L
Benzo(g,h,i)perylene	0.025	0.00017	6	0.156	µg/L

Uncontrolled when printed – Copyright © - 2022
National Highways Limited – all rights reserved

Determinand	GAC		Number of samples exceeding	Maximum concentration	Units
	UK DWS*	UK freshwater EQS*			
Indeno(1,2,3-c,d)pyrene	0.025	0.00017	5	0.132	µg/L
TPH					
TPH >C_5 - C_{35} Aliphatics/Aromatics	10	50	7	665	µg/L
SVOC					
Bis(2-ethylhexyl) phthalate	NV	1.3	1	19.9	µg/L
Other					
pH (lab)	6.5–9.5	6.0–8.5 (MAC)	17	4.24 - 8.24	pH Units

NV – no screening criteria value.

* UK DWS, UK EQS and other guideline values as referenced in Annex C-D.

Uncontrolled when printed – Copyright © - 2022
National Highways Limited – all rights reserved

Plate 5.5 Locations of GI groundwater samples which recorded exceedances

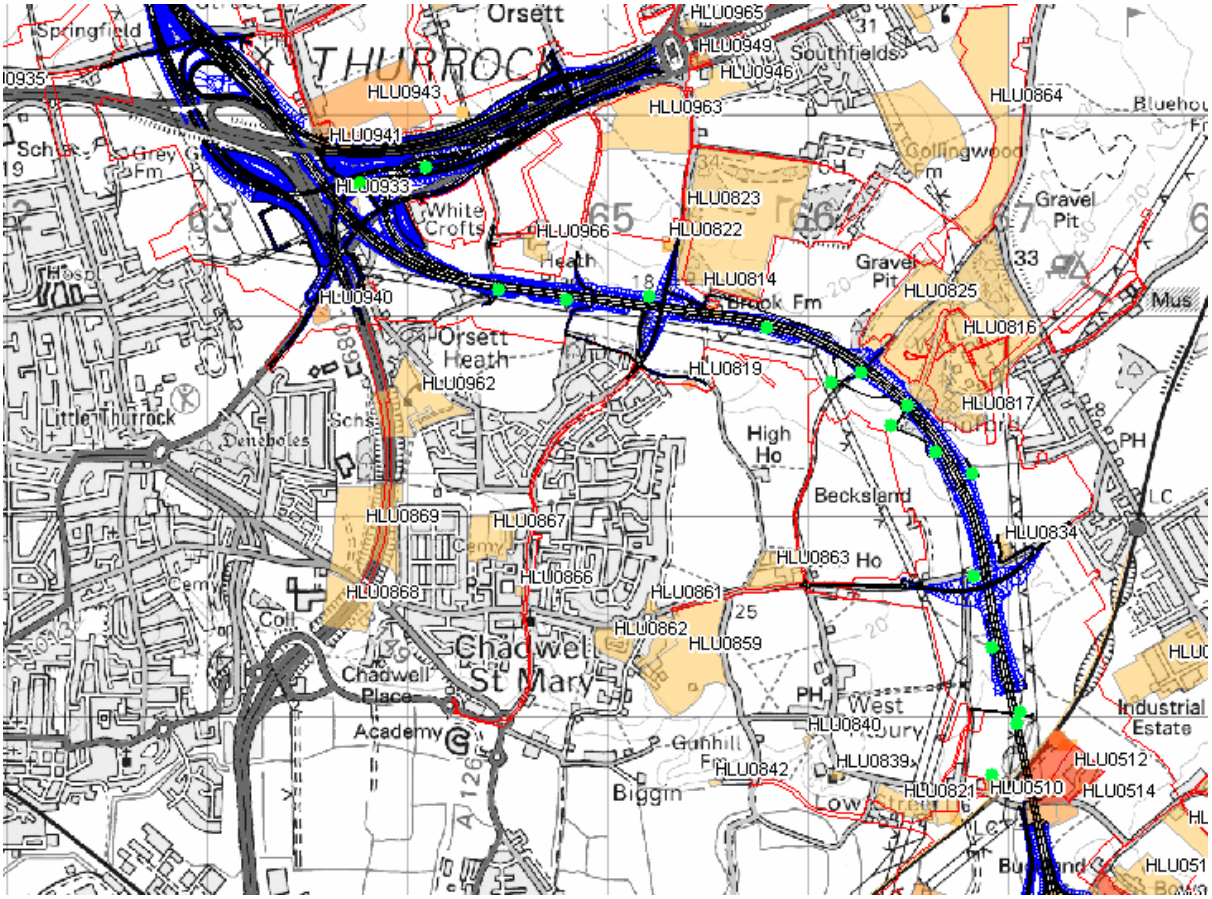

Key

- Route alignment – earthworks
- Route alignment – highway alignment
- Order Limits
- Sample exceedance
- High risk rating HLU
- Medium risk rating HLU
- Low risk rating HLU

N

Scale 1km

Risk ratings obtained from the Preliminary Risk Assessment Report (Application Document 6.3, Appendix 10.6)

Base map copyright: Contains Ordnance Survey data. © Crown copyright and database rights 2022. Ordnance Survey 100030649

Uncontrolled when printed – Copyright © - 2022 National Highways Limited – all rights reserved

Plate 5.6 Locations of Long Term Monitoring groundwater samples which recorded exceedances

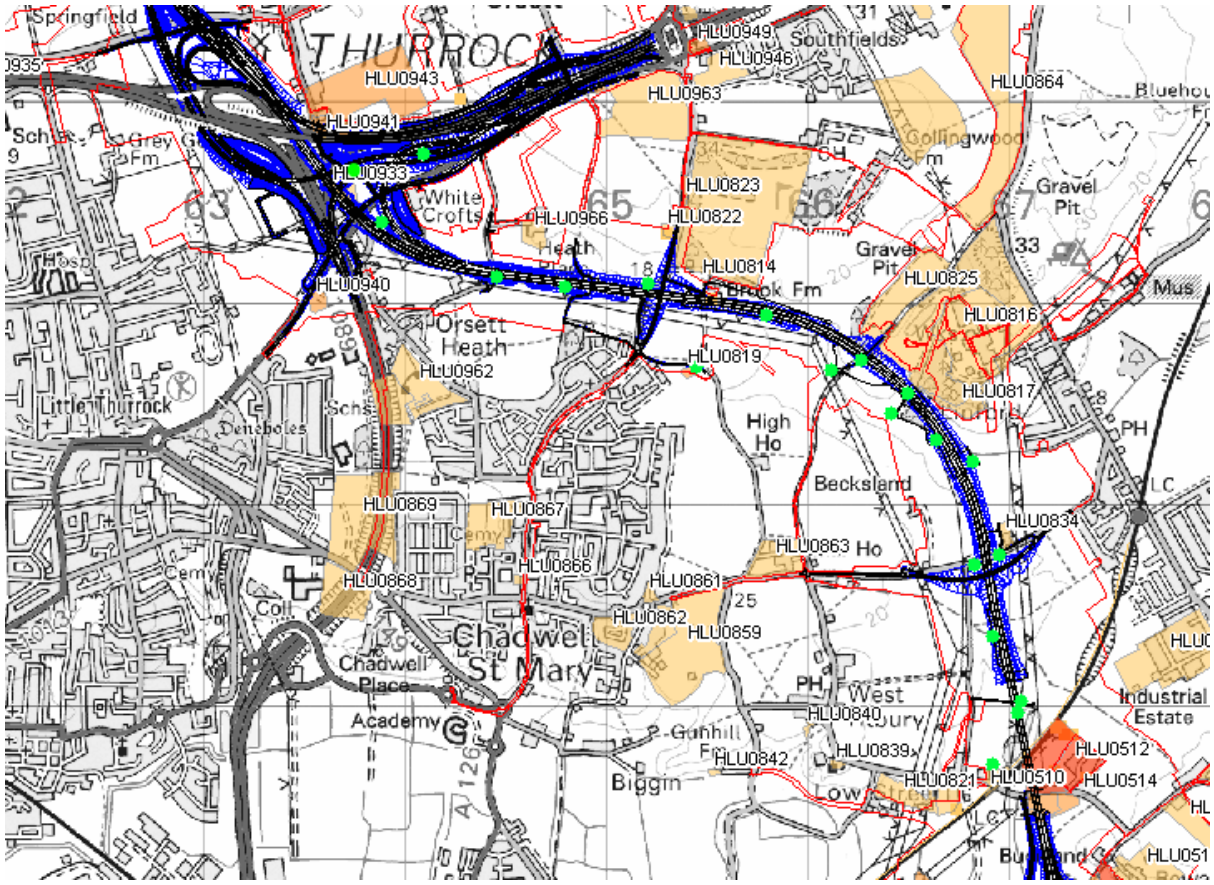

Key

- Route alignment – earthworks
- Route alignment – highway alignment
- Order Limits
- Sample exceedance
- High risk rating HLU
- Medium risk rating HLU
- Low risk rating HLU

N

Scale 1km

Risk ratings obtained from the Preliminary Risk Assessment Report (Application Document 6.3, Appendix 10.6)

Base map copyright: Contains Ordnance Survey data. © Crown copyright and database rights 2022. Ordnance Survey 100030649

5.6.8 Annex C-E presents the locations and the associated sample information where exceedances were recorded.

Uncontrolled when printed – Copyright © - 2022
National Highways Limited – all rights reserved

5.6.9 With the exception of the contaminants listed in Table 5.4, concentrations were measured either below the MDL or below the GAC.

5.7 Groundwater assessment discussion

5.7.1 A total of 165 groundwater samples have been collected from 20 exploratory positions across the Package C Ground Investigation area. Of those samples, 57 were collected during the ground investigation and 108 were collected as part of the long-term monitoring which took place over 12 months following the completion of the intrusive works.

5.7.2 The response zone which each exploratory position screens is provided in Annex C-D. The majority of the 20 locations screen the White Chalk, Thanet Formation or River Terrace Deposits.

5.7.3 The groundwater samples collected from both the GI and the long-term monitoring have recorded exceedances of the GAC for metals, inorganic compounds, PAH and TPH. One sample collected from OH13004 during the long-term monitoring also recorded an exceedance for bis(2-ethylhexyl) phthalate. In the two other samples collected from this location, the concentration of bis(2-ethylhexyl) was recorded below the GAC.

5.7.4 Of the 20 locations, 17 recorded exceedances of metals in both soil leachate and groundwater samples, however there were no exceedances in the soil samples collected from these locations. There is no groundwater data for the two locations where exceedances were recorded in soil samples.

5.7.5 As with the exceedances observed in soil leachate samples there is no discernible trend in where the exceedances were recorded. Two of the 20 locations recording exceedances encountered made ground, the remaining 18 locations were all positioned within natural ground. There are no exceedances recorded in soil samples from any of the 20 locations.

5.7.6 Whilst exceedances have been recorded in both soil leachate and groundwater samples, the lack of exceedances observed in soil samples suggests that there is no particular contaminative source which attributes to these concentrations. The presence of the determinands in groundwater samples as noted in Table 5.3 and Table 5.4 are likely to reflect baseline background conditions given the exceedances have generally been repeated over the course of several rounds of monitoring.

5.8 Surface water

5.8.1 A total of 37 surface water samples were collected from five locations, over 10 rounds of monitoring between 4 September 2019 and 11 December 2019. One of the monitoring locations is the abstraction well at the irrigation reservoir at Low Street. The remainder of the samples have been collected from the irrigation reservoir at Low Street which is a surface water feature positioned in a section of route alignment where the road is on a proposed viaduct.

5.8.2 Samples were collected from the reservoir to provide baseline and monitoring data before, during and after pumping test works which were taking place within

Uncontrolled when printed – Copyright © - 2022
National Highways Limited – all rights reserved

Package B[1]. As the samples have been tested for key contaminants of concern, the results have been included within this assessment as further information regarding water resource receptors.

5.8.3 Surface water samples were analysed for a number of determinands as shown in Table 3.3.

Surface water assessment criteria

5.8.4 The assessment of surface water considers the potential risk to water resource receptors (drinking water and ecological receptors). Surface water chemical data has been screened against GAC in order to provide protection to both aquifers and surface waters.

5.8.5 The majority of the GAC are adopted from the UK DWS and EQS, which are based on guidance from the Water Supply (Water Quality) Regulations (2016) and the Water Environment (Water Framework Directive) (England and Wales) Regulations 2017, respectively.

5.8.6 The GAC for the remaining determinands (for which UK DWS and EQS are not available) have been adopted based on the sources referenced within Annex C-F.

Surface water assessment results

5.8.7 Table 5.5 summarises the determinands which recorded exceedances above the GAC. The locations of the surface water sampling points are shown in Plate 5.7. The full assessment results are provided in Annex C-F.

5.8.8 It should be noted that, for copper and zinc, samples were analysed as both filtered and unfiltered. Where copper and zinc have recorded exceedances in both samples, only the higher result has been counted.

Table 5.5 Summary of exceedances in surface water samples

Determinand	GAC		Number of samples exceeding	Maximum concentration	Units
	UK DWS	UK freshwater EQS			
Copper	2000	1 (bio)	21	5	µg/L
Manganese	50	123 (bio)	18	245	µg/L
Nickel	20	4 (bio)	8	11	µg/L
Zinc	3000	10.9 (bio)	4	49	µg/L
Cyanide total (filtered)	50	1	1	6	µg/L
Nitrate (as NO_3^-)	50 (NO3)	NV	6	127	mg/L
TPH >C5-C35	10	50	8	148	µg/L

[1] Package B covers the area of the route immediately to the north of the River Thames, around the North Portal and north to the Tilbury and Southend Railway line.

Uncontrolled when printed – Copyright © - 2022
National Highways Limited – all rights reserved

Plate 5.7 Location plan displaying surface water sampling locations collected at the Irrigation reservoir at Low Street in the Package C area

Location plan taken from the Phase 2A Area 2 Package C Factual Report on Ground Investigation (Perfect Circle, 2020)

5.8.9 With the exception of the contaminants listed in Table 5.5, concentrations were measured either below the MDL or below the GAC.

5.9 Surface water assessment discussion

5.9.1 Out of the 37 surface water samples which were analysed, 34 recorded exceedances of the GAC. The exceedances included metals, cyanide, nitrate and TPH.

5.9.2 All five locations from which the surface water samples were collected are positioned within and around the same surface water body (the irrigation reservoir at Low Street). The reservoir itself is located approximately 13m to the north of Tilbury and Southend Railway (HLU0605) and approximately 9m to the north-east of a railway yard industrial area (HLU0540). Both sources are within the order limits positioned beneath the main route alignment in a section where the road passes through a viaduct. The sources have both been identified as credible sources of contamination within the Preliminary Risk Assessment Report (Application Document 6.3, Appendix 10.6) and have the potential to

Uncontrolled when printed – Copyright © - 2022
National Highways Limited – all rights reserved

have influenced water quality within the reservoir. The identified credible sources of contamination both list metals, inorganics and TPH as potential contaminants of concern.

5.9.3 The determinands recording concentrations above the GAC in surface water samples also recorded measured concentrations above the GAC in groundwater samples collected from two exploratory locations (BH09002 and WS09013) positioned approximately 50m and 62m respectively to the north of the irrigation reservoir at Low Street. Both exploratory holes have a response zone which screens the river terrace deposits at 3.50-6.50m bgl and 1.30-3.20m bgl respectively. Groundwater samples collected from the exploratory location WS08028 also recorded concentrations of manganese, zinc and nitrate which exceeded the GAC. The exploratory location also screens the alluvium and river terrace deposits at 3.30-4.40m bgl and is located approximately 60m to the west of the reservoir.

5.9.4 The surface water samples were collected prior to the pumping test taking place (4 September 2019 to 18 September 2019), during the test (25 September and 2 October 2019) and following the test (16 October to 11 December 2019). The analysis of the results indicates that throughout the monitoring period, there was no significant change in contaminant concentrations recorded suggesting that the irrigation reservoir at Low Street and abstraction borehole were not impacted by the pumping works taking place.

5.9.5 No exceedances were recorded above the GAC in soil samples collected from any of the exploratory locations around the irrigation reservoir at Low Street.

5.9.6 Metals, cyanide and TPH have been detected within both the irrigation reservoir at Low Street and within some of the surrounding groundwater samples. These samples have also been collected from locations which are in close proximity to identified credible sources of contamination. The analysis has shown contaminant concentrations in the irrigation reservoir at Low Street have generally stayed consistent throughout the monitoring period. Based on the presence of elevated contaminant concentrations in surrounding groundwater sampling locations it is likely that the concentrations recorded correspond to background concentrations related to the wider environment. The absence of soil samples recording exceedances suggests that the credible sources located in close proximity to the reservoir have not influenced water quality in this location and as such are not considered to pose an unacceptable risk to surface waters or the Project.

5.10 Ground gas

5.10.1 Ground gas monitoring was undertaken at 32 locations across the Package C area as part of the specification for the wider Project. A summary of the ground gas monitoring visits undertaken is provided in Table 3.5. The exploratory positions were installed principally to monitor groundwater so were not installed specifically for ground gas monitoring. There is not considered to be a high risk from ground gases in the Package C area, but the results of the ground gas monitoring have been reviewed to understand where any potential risks could be located.

Uncontrolled when printed – Copyright © - 2022
National Highways Limited – all rights reserved

5.10.2 As part of the Phase 1 ground investigation as detailed in the Generic Quantitative Risk Assessment for the Phase 1 Investigation (Application Document 6.3, Appendix 10.8), ground gas monitoring was undertaken at two exploratory positions within the Package C area (BH2612 and BH2613). There were no exceedances of the applied thresholds for carbon dioxide or methane at either position.

5.10.3 In line with the approaches outlined in the guidance documents Construction Industry Research and Information Association (CIRIA) Assessing Risks Posed by Hazardous Ground Gases to Buildings (C665) (CIRIA, 2007) and British Standard (BS) 8485: Code of Practice for the Design of Protective Measures for Methane and Carbon Dioxide Ground Gases for New Buildings (British Standards Institution, 2019), the monitoring results have been reviewed in the context of the CSM for the Package C area.

Sources of Ground Gas

5.10.4 Methane and Carbon dioxide can originate from a variety of natural and anthropogenic sources. The main sources which can generate ground gases include organic or alluvial deposits, landfills, buried waste, made ground or contamination. Within the Package C area, the main sources which have the potential to generate ground gases include the list of identified credible sources below,

a. HLU0821 - Potentially infilled pit (within Order Limits)

b. HLU0516 - Infilled gravel pit (within Order Limits)

c. HLU0817 - Gravel pit mounds (within Order Limits)

d. HLU0819 - Infilled pit (within Order Limits)

e. HLU0823 - Infilled gravel pit (within Order Limits)

f. HLU0940 - Infilled gravel pit (within Order Limits)

g. HLU0958 - Gravel pit (within Order Limits)

h. HLU0862 - Linford Road landfill (within study area)

i. HLU0861 - Chadwell Hall Pit Landfill (within study area)

j. HLU0859 - Shroves Hill Wood Landfill (within Order Limits)

k. HLU0815 - Infilled gravel pit (within Order Limits)

l. HLU0816 - Linford Quarry Landfill (within Order Limits)

m. HLU0825 - Rainbow Shaw Quarry Landfill (within Order Limits)

n. HLU0864 - Buckingham Hill Landfill (within Order Limits)

o. HLU0869 - Woodview and sandy lane landfills (within Order Limits)

Uncontrolled when printed – Copyright © - 2022
National Highways Limited – all rights reserved

p. HLU0962 - Orsett Heath Recreation Ground Landfill (within study area)

q. HLU0946 - Southfields Quarry Landfill (within study area)

r. HLU0865 - Collingwood Landfill (within study area)

s. HLU0868 - Chadwell St Mary Landfill (within Order Limits)

5.10.5 The dates of filling and the location with respect to Order Limits and study area for the identified pits and landfills listed above are presented in Table 5.6.

Table 5.6 Summary of details for potential sources of ground gas

Source	HLU Number	Location with respect to Order Limits and study area	Approximate dates of filling	Additional Details
Potentially infilled pit	HLU0821	Within Order Limits	Pre 1955	Pit likely only excavated to a shallow depth
Gravel pit mounds	HLU0817	Within Order Limits	1958 - 1987	No longer present on the historical maps in 1991
Infilled gravel pit	HLU0819	Within Order Limits	1973 - 1991	
Infilled gravel pit	HLU0823	Within Order Limits	1938 - 1954	
Infilled gravel pit	HLU0940	Within Order Limits	Post 1960	
Infilled gravel pit	HLU0958	Within Order Limits	Pre 1955	
Linford Road Landfill	HLU0862	Within study area	No information available	Pit labelled as disused by 1991
Chadwell Hall Landfill	HLU0861	Within study area	No information available	
Shroves Hill Wood Landfill	HLU0859	Within Order Limits	1951 – 1973	
Infilled ponds	HLU0814	Within Order Limits	Pre 1973	
	HLU0815	Within Order Limits		
Linford Quarry Landfill	HLU0816	Within Order Limits	N/A	Active inert landfill
Rainbow Shaw Quarry Landfill	HLU0825	Within Order Limits	N/A	Active inert landfill
Buckingham Hill Landfill	HLU0864	Within Order Limits	1967 - 1991	Household waste. Historical

Uncontrolled when printed – Copyright © - 2022
National Highways Limited – all rights reserved

Source	HLU Number	Location with respect to Order Limits and study area	Approximate dates of filling	Additional Details
				records indicate landfill to at least 15m depth. Impact on crop growth reported.
Woodview and Sandy Lane Landfill	HLU0869	Within Order Limits	1961 – 1967 (Woodview) 1961 – 1980 (Sandy Lane)	Industrial, commercial and household waste
Orsett Heath Recreation Ground Landfill	HLU0962	Within study area	No information available	Domestic refuse landfill recorded by Local Authority
Southfields Landfill	HLU0946	Within study area	Post 1973	Non-biodegradable wastes. Landfill recorded as closed. Filling dates not provided
Collingwood Landfill	HLU0865	Within study area	N/A	Local authority recorded landfill recorded as open, receiving soil and inert builder's waste. Recorded as historic landfill receiving inert, industrial, commercial and household waste
Chadwell St Mary Landfill	HLU0868	Within Order Limits	1961 - 1965	Inert, industrial and commercial

5.10.6 Based on the Ground Gas Handbook (Wilson et al., 2009) areas of infilled land which are around 50 years in age are considered to be past the peak of ground gas generation. With this in mind Chadwell St Mary landfill and the infilled gravel pit (HLU0823) are unlikely to be generating sustained ground gases.

5.10.7 Made ground was encountered in 12 locations spread across Package C, at thicknesses between 0.3m and 0.6m with the exception of BH12011 where made ground was encountered at a thickness of 1.5m. The material was generally described as slightly sandy, slightly gravelly clay or silt. The gravel comprised flint with rare fragments of brick. Various other materials were also noted in the logs including ceramics, glass, plastic and terracotta. At BH12011,

Uncontrolled when printed – Copyright © - 2022
National Highways Limited – all rights reserved

charcoal and concrete were also noted in the material and between 0.9 and 1.5m bgl frequent pockets of organic material were encountered within the made ground.

5.10.8 The made ground was in localised pockets and was generally not associated with any of the identified credible sources of contamination. The made ground encountered at BH12011 and WS12009 is associated with Dansand Quarry (HLU0963) and the demolished Seaborough Hall (HLU0822) respectively. Based on the exploratory logs, the made ground encountered at Dansand Quarry has the greatest potential to generate ground gas due to the putrescible materials which were encountered at this location.

5.10.9 Alluvial deposits were encountered in four locations (TP10003, WS08028, WS09010 and WS11002) at thicknesses between 0.23m and 3.41m. The material is generally described as sandy silty clay. In WS08028 and WS09010 occasional pockets of amorphous peat were also noted within the logs suggesting that these locations have a higher potential to generate ground gases. None of the locations are positioned within an identified credible source of contamination although, WS11002, WS09010 and WS08028 are located within areas of proposed intrusive utility works.

Pathways for Ground Gas

5.10.10 The main pathway for ground gas migration is the unsaturated zone. As detailed in the Infiltration Drainage Hydrogeological Assessment North Portal to A13 junction - Technical Note (Application Document 6.3, Appendix 14.5,) has shown groundwater conditions vary over the Package C area. Towards the A13, there groundwater is situated within the chalk subgroup and in the overlying basal sands comprising River Terrace Deposits, Lambeth Group and Thanet Formation. The basal sands and Chalk are separated by the cohesive Pegwell member resulting in a perched groundwater table in the basal sands. Towards the south-east of Package C, groundwater in the chalk and overlying strata are in hydraulic continuity. Based on the geology the unsaturated zone is generally situated within the superficial deposits.

5.10.11 Based on the logs from the exploratory locations installed as part of the Phase 2 ground investigation, the geology which was encountered in Package C generally comprised Topsoil overlying Head Deposits, River Terrace Deposits, Lambeth Group Formation, Thanet Formation and White Chalk. The window sample WS11002 which is located approximately 231m to the west of Rainbow Shaw Quarry landfill encountered made ground at a thickness of 0.3m. The borehole BH12011 located at Dansand Quarry (HLU0963) encountered made ground to a thickness of 1.5m.

5.10.12 The main pathway for ground gases to migrate would be vertically through the unsaturated superficial deposits, although if a sufficient source of ground gases were present this could lead to some potential limited horizontal migration. Where the sources of potential ground gas are located off the main route alignment away from main construction activities, any ground gases which are generated would need to migrate horizontally to present a risk.

5.10.13 Intrusive utility works proposed within the Package C area may create preferential pathways for ground gases to migrate through the creation of service trenches within identified sources of potential contamination. The

Uncontrolled when printed – Copyright © - 2022
National Highways Limited – all rights reserved

sources where intrusive utility works are proposed within the HLU boundary include:

a. Rainbow Shaw Quarry Landfill (HLU0825)

b. Infilled pond (HLU0814)

c. Infilled pond (HLU0815)

d. Infilled gravel pit (HLU0940)

e. Infilled gravel pit (HLU0823)

f. Dansand Quarry (HLU963)

Receptors

5.10.14 There are no built structures proposed within the Package C section of the route so areas where potential ground gases could accumulate are limited to utilities corridors and manhole chambers. Where intrusive utility works are proposed this may require confined space working, as such those involved in this work are the main receptors for ground gas in Package C.

5.10.15 The risks associated with such work would be managed under the health and safety regulations for the Project. Mitigation measures to reduce the risk of ground gases accumulating is detailed within the Remediation Options Appraisal and Outline Remediation Strategy report (Application Document 6.3, Appendix 10.11).

Ground gas results

5.10.16 A summary of the ground gas monitoring undertaken at all 32 locations is provided in Annex C-G. As part of each round of monitoring, methane, carbon dioxide, oxygen, carbon monoxide and hydrogen sulphide were measured and recorded.

5.10.17 A generic screening of the methane and carbon dioxide results has been carried out against a 1% v/v methane and 5% v/v carbon dioxide threshold. This is in line with the guidance from Construction Industry Research and Information Association (CIRIA) Assessing Risks Posed by Hazardous Ground Gases to Buildings (C665) (CIRIA, 2007) and British Standard (BS) 8485: Code of Practice for the Design of Protective Measures for Methane and Carbon Dioxide Ground Gases for New Buildings (British Standards Institution, 2019).

Methane

5.10.18 The screening criteria for methane (1% v/v) was exceeded in two locations (BH09002 and WS12021). The locations of the exploratory positions are shown in Plate 5.8.

Uncontrolled when printed – Copyright © - 2022
National Highways Limited – all rights reserved

Plate 5.8 Location of gas monitoring points with methane exceedances

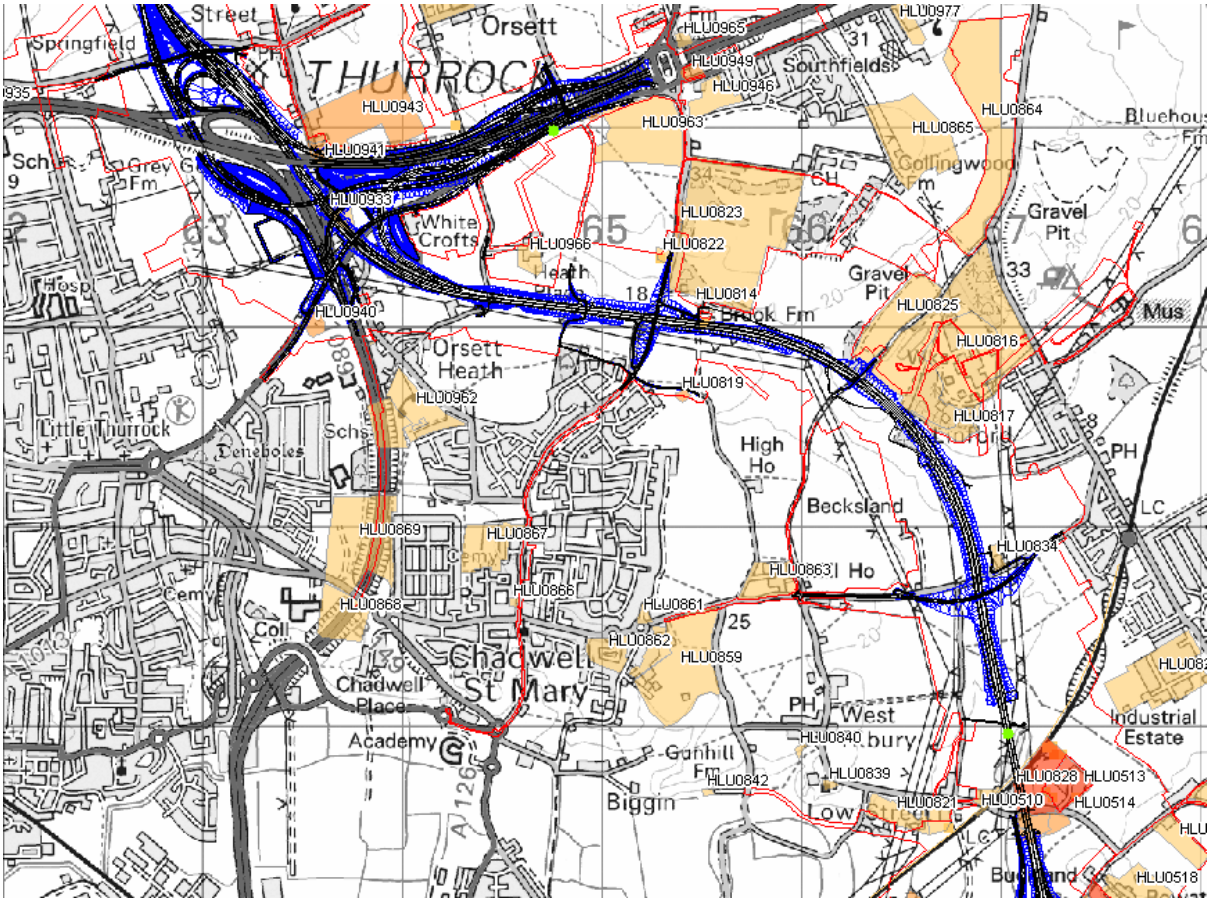

Key

- Route alignment – earthworks
- Route alignment – highway alignment
- Order Limits
- Sample exceedance
- High risk rating HLU
- Medium risk rating HLU
- Low risk rating HLU

N

Scale 1km

Risk ratings obtained from the Preliminary Risk Assessment Report (Application Document 6.3, Appendix 10.6)

Base map copyright: Contains Ordnance Survey data. © Crown copyright and database rights 2022. Ordnance Survey 100030649

5.10.19 The borehole location BH09002 is located approximately 155m north of the Tilbury and Southend Railway and 544m north west of an infilled pit (HLU0821).

Uncontrolled when printed – Copyright © - 2022 National Highways Limited – all rights reserved

5.10.20 At BH09002, five monitoring rounds were undertaken and on four of the rounds the methane concentration was recorded as <0.10 % v/v. On one round of monitoring methane concentrations were recorded between 3.2 and 4.6% v/v. During this round of monitoring, the flow rate was recorded as <0.1l/hr. Given the lack of methane recorded on the other rounds of monitoring, this monitoring round was repeated and recorded methane concentrations of <0.1% v/v suggesting the original measurements were erroneous.

5.10.21 The window sample location WS12021 is located approximately 683m north east of Southfields Quarry Landfill (HLU0825), 250m east of Dansand Quarry (HLU0963) and 175m east of Welcome Villa Former Petrol Filling Station (PFS) (HLU0960).

5.10.22 At WS12021, 16 rounds of monitoring were undertaken. Only one of the 16 rounds of monitoring recorded methane concentrations above 1% v/v. On 21 January 2021, the methane concentration was recorded as 1.6% v/v. The peak gas flow was recorded as 12l/hr and the steady state gas flow was 8l/hr on the same visit. The barometric pressure was recorded as 981mbar and rising and the well was also recorded as dry on the day of the monitoring. Although methane has generally been recorded below the detection limit on 15 rounds of monitoring, the absence of water within the well and the rising atmospheric pressure suggests the reading could be plausible. The nearest credible source of contamination is Welcome Villa PFS which is approximately 175m to the east. Based on the results of the monitoring this methane reading could represent the worst-case scenario. Although intrusive utility works are planned in this location given the limited number of receptors present within Package C, the risk from ground gases is limited. The elevated concentration of methane at this location could be adequately managed through general ground gas mitigation measures as outlined in the REAC (GS018).

Carbon dioxide

5.10.23 The screening criteria for carbon dioxide (5% v/v) was exceeded in three locations, as shown in Table 5.7. The locations of these exploratory holes are provided in Plate 5.9.

5.10.24 Most of the flow rates recorded at the same time as the elevated carbon dioxide readings were recorded below the detection limit suggesting that the carbon dioxide concentrations recorded indicate a localised static source of ground gas.

Table 5.7 Summary of carbon dioxide readings above the threshold of 5% v/v

Exploratory hole ID	Date exceedance recorded	Atmospheric pressure (mbar)	Flow rate (l/hr)		Maximum carbon dioxide (% v/v)	Oxygen (% v/v)	Methane (% v/v)
			Peak	Steady State			
BH12011	18/10/2019	1,006	<0.1	<0.1	5.0	9.2	<0.1
	25/10/2019	1,008	<0.1	<0.1	6.2	10.0	<0.1
	31/10/2019	1,014	<0.1	0.2	6.2	10.8	<0.1
	06/11/2019	1,002	<0.1	-0.2	7.0	11.8	<0.1

Uncontrolled when printed – Copyright © - 2022
National Highways Limited – all rights reserved

Exploratory hole ID	Date exceedance recorded	Atmospheric pressure (mbar)	Flow rate (l/hr)		Maximum carbon dioxide (% v/v)	Oxygen (% v/v)	Methane (% v/v)
			Peak	Steady State			
	08/04/2020	1,019	<0.1	<0.1	7.6	12.4	<0.1
	21/04/2020	1,010	<0.1	<0.1	7.5	12.3	<0.1
	21/05/2020	1,011	<0.1	<0.1	12.3	12.7	<0.1
	19/06/2020	1,009	-5.0	<0.1	8.4	12.1	<0.1
	30/10/2020	1,009	-15.4	-7.2	8.5	11.4	<0.1
WS11002	03/10/2019	1,013	<0.1	<0.1	9.7	11.6	<0.1
	17/10/2019	1,005	<0.1	<0.1	9.2	11.6	<0.1
	06/11/2019	1,003	<0.1	<0.1	8.4	11.3	<0.1
	07/04/2020	1,029	-4.1	-3.9	10.7	16.9	<0.1
	29/10/2020	1,011	-0.9	-0.1	10.7	17.5	<0.1

Uncontrolled when printed – Copyright © - 2022
National Highways Limited – all rights reserved

Plate 5.9 Location of gas monitoring points with carbon dioxide exceedances

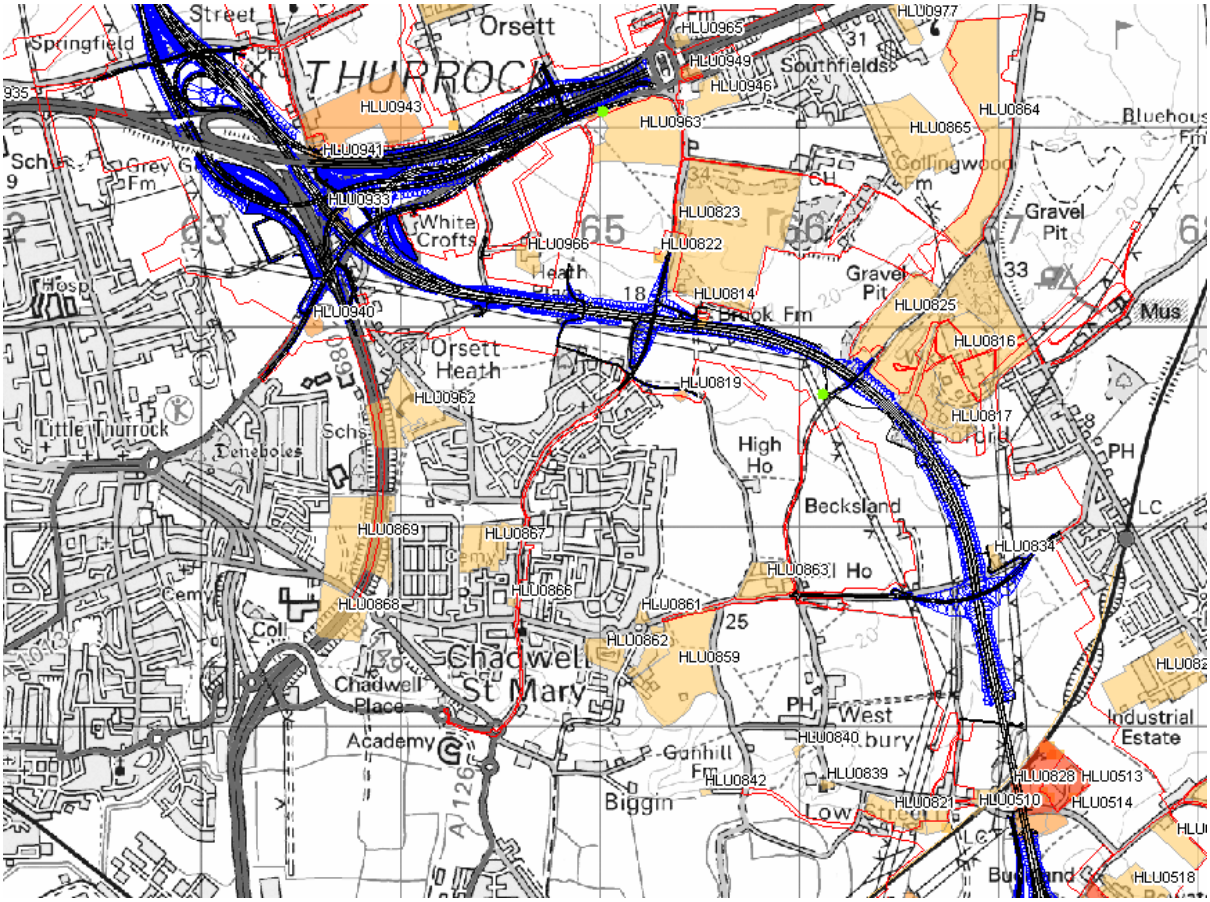

Key

- Route alignment – earthworks
- Route alignment – highway alignment
- Order Limits
- Sample exceedance
- High risk rating HLU
- Medium risk rating HLU
- Low risk rating HLU

N

Scale 1km

Risk ratings obtained from the Preliminary Risk Assessment Report (Application Document 6.3, Appendix 10.6)

Base map copyright: Contains Ordnance Survey data. © Crown copyright and database rights 2022. Ordnance Survey 100030649

5.10.25 Window sample location WS11002 is located to the north of Hoford Road and lies 215m south-west of Linford Quarry Landfill (HLU0816) and 231m south-west Rainbow Shaw Quarry Landfill (HLU0825). Borehole BH12011 is located

Uncontrolled when printed – Copyright © - 2022 National Highways Limited – all rights reserved

to the south of Stanford Road, within the boundary of Dansand Quarry (HLU0963), 27m south-west of Welcome Villa former Petrol Filling Station (HLU0960) and approximately 417m to the north-east of Southfields Quarry Landfill (HLU0946) (Cascade, 2020).

5.10.26 The exploratory log for WS11002 has noted alluvial deposits within the geology encountered and has a response zone which screens the alluvium and the River Terrace Deposits. The presence of alluvium could generate ground gases and based on the groundwater elevations recorded during the rounds of monitoring, the response zone for WS11002 was flooded. Flooded response zones in gas standpipes can show elevated concentrations of ground gases due to dissolved gases or biodegradable material being present within the water. The exceedances observed at the location recorded on four of the five rounds of monitoring recorded negligible flows suggesting that ground gas at the location represents a static source so is unlikely to present a risk. On one of the rounds of monitoring flow rates were recorded between -3.9l/hr and -4.1l/hr which corresponded to a decrease in water level which can cause an increase in the release of dissolved gases. Based on the results of the monitoring it is unlikely that the ground gases in this location present a risk to potential receptors.

5.10.27 The window sample location WS10006 is located approximately the same distance from Linford Quarry Landfill as WS11002 and has a response zone within the River Terrace Deposits. There were no elevated concentrations of carbon dioxide recorded at WS10006 suggesting that the landfill is unlikely to be generating unacceptable levels of ground gas.

5.10.28 The closest borehole location to Southfields Quarry Landfill is BH12011. Carbon dioxide has been recorded at elevated concentrations on nine of the 14 rounds of monitoring undertaken at this location. Corresponding decreases in oxygen concentrations were also recorded on these rounds. The flow rates at BH12011 were generally negligible during the rounds of monitoring with the exception of those on 19 June and 30 October 2019. Negligible flow rates suggest there is a static source of ground gas, but it is unlikely to present a risk. In the two rounds where flow rates were recorded between -15.4l/hr and -5l/hr this indicates gas movements which could present a potential risk to receptors should the gas migrate to an enclosed space and accumulate.

5.10.29 Although BH12011 is located in the area surrounding Southfields Quarry Landfill, given that the borehole is located at Dansand Quarry, it is more likely that the ground gases present at this location are reflective of the ground conditions at the quarry. The borehole encountered 1.5m of made ground comprising flint, charcoal, ceramics, glass and concrete. The made ground present at 0.9m bgl to 1.5m bgl also comprised frequent pockets of organic material. The response zone for BH12011 screens the made ground and Lambeth Group and was noted as being dry throughout the monitoring rounds, it is likely that the elevated concentrations observed at this location are a result of the made ground and organic material present as opposed to the landfill.

Other gases

5.10.30 High carbon monoxide readings were recorded at BH13008 during one round of monitoring on 3 October 2019. A total of 14 rounds of monitoring have been

Uncontrolled when printed – Copyright © - 2022
National Highways Limited – all rights reserved

undertaken at this location over which time both methane and carbon dioxide concentrations remained below the threshold level. During the first round of monitoring on 3 October 2019, carbon monoxide concentrations ranged between <1ppm and 25ppm. On the following rounds of monitoring concentrations varied slightly between <1 and 2ppm. Given that high carbon monoxide concentrations have only been recorded on one of 14 rounds of monitoring this suggests that the results do not reflect natural conditions at this location.

5.10.31 High carbon monoxide concentrations were also recorded at BH10004 during one round of monitoring on 24 October 2019. During this round of monitoring carbon monoxide concentrations were recorded between 3 and 26ppm. During the 11 other rounds of monitoring undertaken at this location carbon monoxide was recorded between 0 and 3ppm. It is likely that the concentrations of carbon monoxide observed on 24 October are erroneous based on the absence of carbon monoxide recorded on the other rounds of monitoring.

5.10.32 A maximum hydrogen sulphide concentration of 12ppm was also recorded at BH13009. The result was recorded on 14 November 2019 during monitoring round 12. During this round, concentrations of hydrogen sulphide were recorded consistently at 11ppm and 12ppm. As of 2 December 2020, only two monitoring rounds had been undertaken at the location and during the other monitoring round, concentrations ranged from <1ppm to 8ppm. As only two rounds of monitoring have been undertaken at BH13009 there is some uncertainty around the hydrogen sulphide results recorded. Given there are limited receptors within the Package C area, any risks posed by hydrogen sulphide in this area would be adequately managed through general ground gas mitigation measures as detailed in the REAC (GS018).

Volatile Organic Compounds

5.10.33 The concentration of VOCs within the monitoring well pipe was also measured using a PID. A total of 285 PID readings were recorded over the monitoring rounds. The highest reading was 15.03 parts per million (ppm), which was recorded at BH13004 on 19 September 2019.

5.10.34 Based on the results collected, VOCs do not present a risk within Package C.

Summary

5.10.35 A review of the ground gas data collected during the monitoring rounds suggests that there is a low risk from ground gases within Package C.

5.10.36 Although elevated concentrations of carbon dioxide and methane have been recorded at exploratory locations within Package C, with the exception of those recorded at BH12011, concentrations have not been repeated over the rounds of monitoring undertaken at the locations. The response zone at WS11002 was flooded during rounds of monitoring where elevated carbon dioxide was recorded so it is likely that the ground gases recorded here reflect dissolved gas concentrations. As flow rates have generally been negligible at this location there is unlikely to be an unacceptable risk from ground gases at this location.

5.10.37 The concentrations of carbon dioxide recorded at BH12011 were repeated over several rounds of monitoring and are likely to be associated with the made

Uncontrolled when printed – Copyright © - 2022
National Highways Limited – all rights reserved

ground and organic materials encountered at this position. Given that intrusive utility works are planned in this area, mitigation measures as outlined in the Remediation Options Appraisal and Outline Remediation Strategy (Application Document 6.3, Appendix 10.11) and committed to in the REAC (GS018 and GS027) will be required in this area.

5.10.38 The elevated concentrations of methane recorded at WS12021 have been taken as the worst-case scenario despite the concentrations only exceeding the threshold on one of the 16 rounds of monitoring. Based on the limited number of receptors present in Package C, the elevated concentration of methane at this location could be adequately managed through general ground gas mitigation measures as outlined in the REAC (GS018).

5.10.39 As the exploratory positions installed across the Package C area were not specifically designed for ground gas monitoring there is uncertainty in relation to the concentrations of ground gas recorded during the monitoring. However, as there are no built structures proposed within Package C there is limited risk to potential receptors in the area.

Uncontrolled when printed – Copyright © - 2022
National Highways Limited – all rights reserved

6 Refined Conceptual Site Model

6.1.1 Further to the assessment presented herein, the CSM for Package C has been refined. An updated version of the risk assessment presented in Annex 3 Part C of the PRA Report has been completed which has re-examined the severity and likelihood of the sources initially identified. This assessment has been provided in Annex C-H of this Report.

6.1.2 The updated outcomes from the risk assessment take into consideration the findings of the quantitative risk assessment undertaken within this report and the construction works / design proposals for the scheme within the Package C area.

6.1.3 The refined CSM has identified three medium risk site and 42 low-risk sites. There are no high-risk sites identified within Package C.

6.1.4 Low-risk sites are where an unacceptable risk requiring further assessment has not been identified. Taking into account the proposed construction works and design proposals for the Project, of the 42 low risk sites identified within Package C, 16 have been assessed as needing no further consideration. For the remaining low risk sites, it is considered that for these sources, the measures secured within the Code of Construction Practice and REAC (Application Document 6.3) would be sufficient to manage any risks present.

6.1.5 Where sites are considered to be a medium risk, a residual risk remains which would require further consideration at the construction phase of the Project as detailed within the assessment in Annex C-H.

6.1.6 For Package C, the three sites which have been assigned a medium rating are Welcome Villa Petrol Filling Station (HLU0960), Dansand Quarry (HLU0963) and Buckingham Hill landfill (HLU0864). Welcome Villa has remained a medium risk due to the absence of exploratory positions which have been positioned on the site. Within the Preliminary Risk Assessment report it was noted that fuel tanks may still be present at the site. As no ground investigation has taken place here uncertainty still remains as to whether any potential contamination could be present. A residual risk therefore remains which would require further consideration at the construction phase of the Project. The commitment for this requirement is made in the REAC (GS001, GS027 (if required) and GS028).

6.1.7 At Dansand Quarry the results of the ground investigation have indicated the presence of potential contamination. Made ground was encountered at a thickness of 1.50m and results from both soil and leachate analysis recorded exceedances of the GAC for PAH, metals and inorganics. Asbestos was also detected at low levels within soil samples. As the site is adjacent to an area of proposed cutting it is likely that this material will require specific management. The presence of asbestos within soils also limits re-use to areas beneath clean capping or beneath hardstanding. Based on the results of the ground investigation, the risk rating for the site has been increased to medium to account for the specific mitigation measures which would need to be considered at this location. A residual risk therefore remains which would require further consideration at the construction phase of the Project. The commitment for this requirement is made in the REAC (GS001, GS027 (if required) and GS028).

Uncontrolled when printed – Copyright © - 2022
National Highways Limited – all rights reserved

6.1.8 The ground investigation has not indicated the presence of any unacceptable risks at the remaining 42 sites within Package C so the risk ratings for these sites has been reduced to low. Where sites are considered to be low risk, they take into consideration the mitigation measure commitments outlined within the REAC, such as environmental obligations along with standard construction approaches and actions that would be implemented during the construction and operational phases of the Project. The commitment for these requirements are made in the CoCP and REAC, including the specific requirements of GS028, GS006 and GS018.

Uncontrolled when printed – Copyright © - 2022
National Highways Limited – all rights reserved

7 Limitation analysis

7.1.1 There are uncertainties associated with the groundwater sampling and filtering methodology used, so the assessment has adopted a conservative approach by comparing the maximum filtered or unfiltered concentration of each determinand to the applicable GAC. Therefore, the risk assessment is considered robust in relation to evaluation of the risks arising from potential groundwater contamination which may exist within the Package C area.

7.1.2 The laboratory MDL for several determinands in soil leachate and groundwater samples is higher than the freshwater EQS (but below the DWS). Elevated MDLs which also exceed the applicable GAC have been recorded. These results are not considered to reduce the reliability of the assessment, as the remaining soil and groundwater samples do not have elevated MDL and meet the GAC or provide a more direct representation of the presence of source contamination (where concentrations exceed the GAC). If gross contamination were present, it is to be expected that this would be measured at detectable concentrations or observed during sampling activities. No contamination has been identified to date that cannot be managed using standard remediation/risk management practices.

7.1.3 There may be a degree of variability in environmental conditions between exploratory locations along the Project route. Therefore, it is not possible to fully delineate the extent or severity of potential contamination risk. It should also be noted that Welcome Villa Petrol Filling Station (HLU0960) which was identified as a credible source of contamination has not been investigated as part of the Phase 2 ground investigation due to the presence of residential housing at the site. As the possible presence of a historic fuel tank and associated potential contamination has been noted at the site, this is still an unknown risk which would require investigation prior to construction works commencing.

7.1.4 The exploratory positions which were monitored for ground gases were not installed specifically for ground gas monitoring and as such many of the response zones were flooded. This has led to uncertainty around the concentrations of ground gases which were recorded across the Package C area. As there are limited receptors or built structures proposed within Package C the overall ground gas risk is low and any residual risks could be adequately mitigated through general measures as detailed in the REAC (GS018).

7.1.5 The assessment has not considered waste classification.

Uncontrolled when printed – Copyright © - 2022
National Highways Limited – all rights reserved

8 Conclusions

8.1 Conclusions

8.1.1 The objective of this report was to carry out a GQRA of the data collected as part of the Phase 2 ground investigation and long-term monitoring for the Package C area. The report aimed to use the environmental data presented to highlight key risks relating to soil, soil leachate, groundwater and surface water contamination as well as ground gas. This GQRA has been undertaken in the early stages of the LCRM process, and therefore a precautionary approach has been adopted.

Summary of analysis

8.1.2 Of the 170 soil samples analysed, four samples collected from two locations (BH12011 and WS09009) recorded exceedances against the GAC for benzo(a)pyrene, dibenz(a,h)anthracene and benzo(b)fluoranthene. The samples recording the exceedances were interpreted as being collected from the made ground and Topsoil. Asbestos, interpreted as chrysotile, was identified in one soil sample collected from BH12011 at less than 0.001% by weight (below the limit of quantification). Based on the assessment of soil samples, there is not considered to be an unacceptable risk to human health receptors from contamination within the Package C area.

8.1.3 Of the 170 samples analysed for soil leachate, 147 recorded exceedances of the GAC for metals and inorganic compounds. Of the samples recording exceedances 14 were collected from made ground. The exceedances recorded in soil leachate analysis were observed in samples collected from various positions and strata across the Package C area.

8.1.4 With the exception of BH12011 it is likely that the soil leachate exceedances observed in made ground samples are reflective of background concentrations or sample inclusions based on the lack of exceedances observed in corresponding soil samples. Where samples collected from the natural ground have recorded exceedances, this is likely to reflect background concentrations based on the lack of any anthropogenic materials within samples, the positions of the exploratory positions within agricultural land and the lack of corresponding soil samples recording exceedances. The material at BH12011 has recorded exceedances in both soil leachate and soil samples suggesting it may require management as part of the construction phase of the Project. The commitment for this requirement is made in the REAC (GS006).

8.1.5 A total of 165 groundwater samples were collected from 20 exploratory positions across the Package C area. Of those samples 151 recorded exceedances of the GAC. The exceedances have been recorded across several strata and across several monitoring rounds across the Package C area. Given the lack of any soil samples recording exceedances at the same locations, it is likely that the concentrations recorded are reflective of background natural baseline conditions. There is not considered to be an unacceptable risk posed to Controlled Waters from contamination within the Package C area.

Uncontrolled when printed – Copyright © - 2022
National Highways Limited – all rights reserved

8.1.6 Surface water samples were collected from five locations in one surface water feature, the irrigation reservoir at Low Street. The samples collected recorded exceedances of the GAC for metals, cyanide and TPH. These results are consistent with groundwater samples collected from exploratory positions around the reservoir also recorded exceedances for these determinands. The absence of soil samples recording exceedances suggests that the credible sources located in close proximity to the reservoir have not influenced water quality in this location and as such are not considered to pose an unacceptable risk to surface waters or the Project.

Refinement of CSM

8.1.7 The data has enabled the key potential risks to be identified and has been used to refine the preliminary risk assessment undertaken in the PRA Report. The refined CSM has identified three medium risk site and 42 low-risk sites. There are no high-risk sites identified within Package C.

8.1.8 Low-risk sites are where an unacceptable risk requiring further assessment has not been identified. Taking into account the proposed construction works and design proposals for the Project, of the 42 low risk sites identified within Package C, 16 have been assessed as needing no further consideration. For the remaining low risk sites, the assessment takes into consideration the mitigation measure commitments outlined within the REAC, such as environmental obligations along with standard construction approaches and actions that would be implemented during the construction and operational phases of the Project. The commitment for these requirements are made in the CoCP and REAC, including the specific requirements of GS028, GS006 and GS018.

8.1.9 This assessment is presented in the Generic Quantitative Risk Assessment table in Annex C-H.

8.1.10 Where sites are considered to be a medium risk, a residual risk remains which would require further consideration at the construction phase of the Project as detailed within the assessment in Annex C-H. The commitment for this requirement is made in the REAC (GS001 and if required, GS027).

8.1.11 For Package C, the three sites which have been assigned a medium rating are Welcome Villa Petrol Filling Station (HLU0960), Dansand Quarry (HLU0963) and Buckingham Hill landfill (HLU0864). Welcome Villa has remained a medium risk as uncertainty still remains as to whether any potential contamination could be present. A residual risk therefore remains which would require further consideration at the construction phase of the Project. The commitment for this requirement is made in the REAC (GS001, GS027 (if required) and GS028).

8.1.12 At Dansand Quarry the results of the ground investigation have indicated the presence of potential contamination and as such specific mitigation measures would need to be considered. A residual risk therefore remains which would require further consideration at the construction phase of the Project. The commitment for this requirement is made in the REAC (GS001, GS027 (if required) and GS028).

8.1.13 Buckingham Hill landfill has been identified as a medium risk site. The potential source is proposed to be utilised as a Nitrogen Deposition Compensation Site

Uncontrolled when printed – Copyright © - 2022
National Highways Limited – all rights reserved

and intrusive activities may be required to develop the area for this use. The potential source may be disturbed by proposed groundworks and as such a pathway may be created. Historical reports reviewed indicates impact of landfill gas on crop growth which requires further investigation. It may also pose a risk to human health receptors from potential direct contact / ingestion of contaminated soil. The potential source is considered a medium risk as uncertainty still remains. A residual risk therefore remains which would require further consideration at the construction phase of the Project. The commitment for this requirement is made in the REAC (GS001, GS027 (if required) and GS028).

8.1.14 Whilst exceedances have been recorded in both soil leachate and groundwater samples, the lack of exceedances observed in soil samples suggests that there is no particular contaminative source which attributes to these concentrations and are likely to reflect baseline background conditions and there is not an unacceptable risk present to controlled waters within the Package C area.

8.1.15 The assessment of surface water suggests that the credible sources located in close proximity to the irrigation reservoir at Low Street have not influenced water quality at the reservoir and as such are not considered to pose an unacceptable risk to surface waters or the Project.

8.1.16 There is not considered to be a high sensitivity from ground gases within Package C due to the absence of built structures and potential receptors proposed in this section. Monitoring was undertaken as part of the wider specification for the Project. As the exploratory positions were not installed specifically for ground gas monitoring there is uncertainty associated with the concentrations recorded. There are limited receptors in the Package C area and as such the risk is considered to be low. The concentrations recorded would be adequately managed through the procedures outlined in the REAC (specifically GS018) so do not pose an unacceptable risk to the Project.

8.1.17 The assessment herein has shown that whilst there are credible sources of contamination identified in Package C, the route alignment is not grossly contaminated and risks identified can be managed by taking into account the standard construction procedures and protocols and the measures secured within the Code of Construction Practice and REAC (Application Document 6.3).

8.1.18 The Contractors would complete further ground investigations prior to construction to inform the detailed design of the Project and where supplementary investigation is required to assess residual contamination risks. The Contractors would provide ground investigation method statements for acceptance of National Highways in consultation with the Environment Agency prior to commencement of the works. The commitment for this requirement is made in the REAC (GS001).

8.1.19 The additional data will be used to help further refine the CSM as presented in the Preliminary Risk Assessment Report (Application Document 6.3, Appendix 10.6) and the Generic Quantitative Risk Assessment table within Annex C-H of this report.

8.1.20 Where supplementary investigation is undertaken to assess residual contamination risks in accordance with REAC GS001, appropriate assessment

Uncontrolled when printed – Copyright © - 2022
National Highways Limited – all rights reserved

in accordance with LCRM (Environment Agency, 2021) would be undertaken, and where unacceptable risks are identified, the Contractors would develop proposals for site-specific remediation strategies and implementation plans in consultation with the relevant local authorities prior to implementation. The Contractors would have regard for ES Appendix 10.11, Remediation Options Appraisal and Outline Remediation Strategy (Application Document 6.3), which identifies techniques that could be implemented by the Contractors for the remediation of contamination. The commitment for this requirement is made in the REAC (GS027).

Uncontrolled when printed – Copyright © - 2022
National Highways Limited – all rights reserved

9 References

British Standards Institution (2013). BS 8576:2013: Guidance on investigation for ground – permanent gases and volatile organic compounds (VOCs). London: British Standards Institution

British Standards Institution (2017). BS 10175:2011+A2:2017: Investigation of potentially contaminated sites. Code of practice. London: British Standards Institution.

British Standards Institution (2019). BS 8485:2015+A1:2019: Code of practice for the design of protective measures for methane and carbon dioxide ground gases for new buildings. London: British Standards Institution.

Construction Industry Research and Information Association (CIRIA) (2007). Assessing risks posed by hazardous ground gases to buildings (C665). London: CIRIA.

Contaminated Land: Applications in Real Environments (CL:AIRE) (2014). SP1010 – Development of Category 4 Screening Levels for Assessment of Land Affected by Contamination. Accessed December 2020. http://randd.defra.gov.uk/Default.aspx?Module=More&Location=None&ProjectID=18341

Environment Agency (2021). Land Contamination: Risk Management. Accessed August 2022. https://www.gov.uk/guidance/land-contamination-how-to-manage-the-risks.

Nathanail, C.P., McCaffrey, C., Gillett, A.G., Ogden, R.C. and Nathanail, J.F. (2015). The LQM/CIEH S4ULs for Human Health Risk Assessment. Nottingham: Land Quality Press. Copyright Land Quality Management Limited reproduced with permission; Publication Number S4UL3223. All rights reserved.

NHBC and Environment Agency (2008). Guidance for the Safe Development of Housing on Land Affected by Contamination. Research & Development Publication 66.

Perfect Circle (2020). Land Based Works - Phase 2A Area 2 Package C Factual Report on Ground Investigation (Ref: HE540039-PCI-GEN-GEN-REP-GEO-00045). London: Perfect Circle.

The Water Environment (Water Framework Directive) (England and Wales) Regulations 2017. Accessed March 2022. https://www.legislation.gov.uk/uksi/2017/407/contents/made

The Water Supply (Water Quality) Regulations 2016. Accessed May 2020. http://www.legislation.gov.uk/uksi/2016/614/pdfs/uksi_20160614_en.pdf

Wilson, S., Card, G., Haines, S. (2009) Ground Gas Handbook. Caithness: Whittles Publishing.

Uncontrolled when printed – Copyright © - 2022
National Highways Limited – all rights reserved

Figures

Uncontrolled when printed – Copyright © - 2022
National Highways Limited – all rights reserved

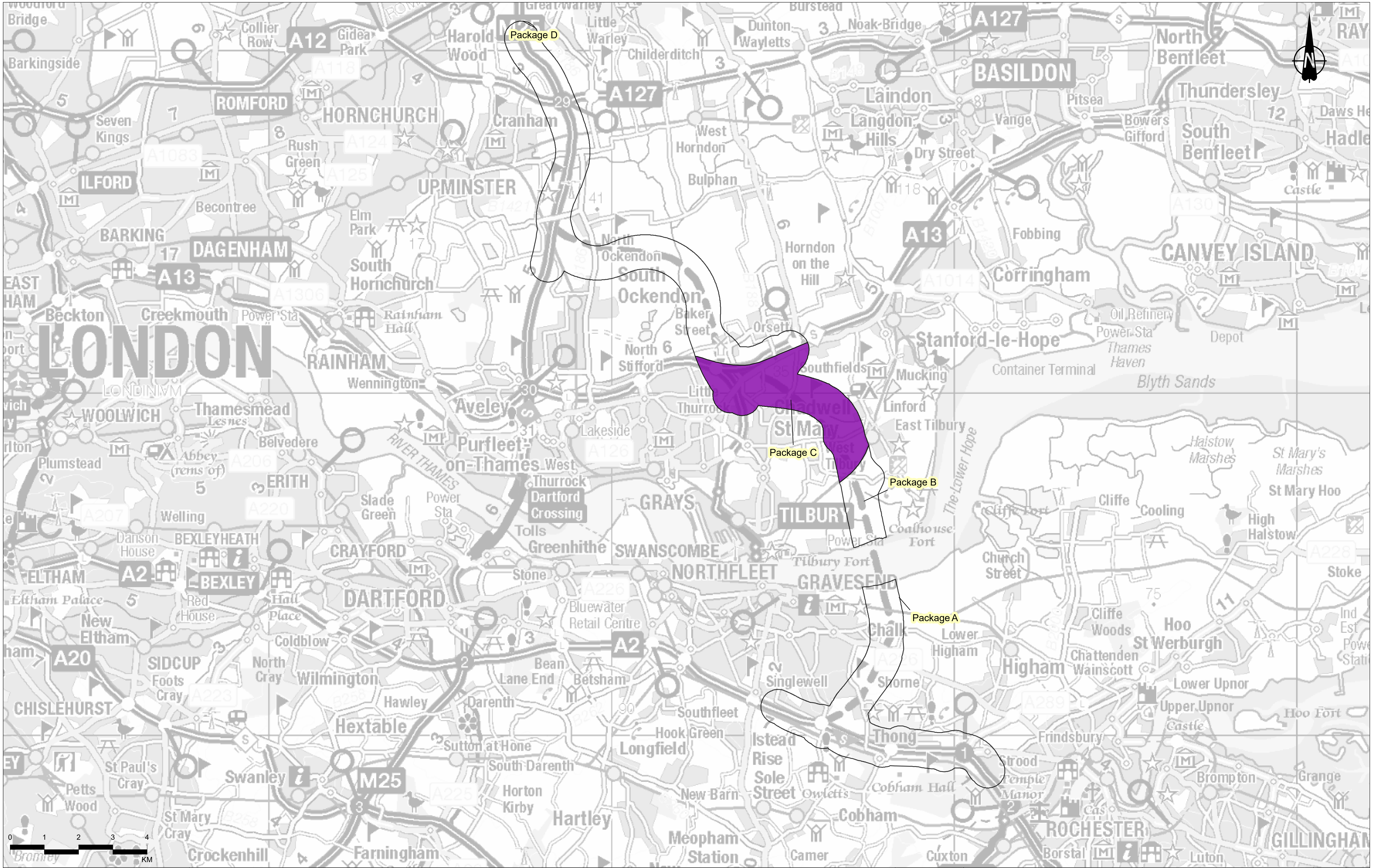

Contains Ordnance Survey data. © Crown copyright and database rights 2022. Ordnance Survey 100030649

Rev	Status	Rev. Date	Purpose of revision	Drawn	Chck'd	Apprv'd
P01	S8	06/10/2022	DCO Application	SW	BP	TW

Notes:

All dimensions are in metres unless otherwise stated.

Legend

Phase 2 Ground Investigation Packages

Package C

Client: national highways

Project: LOWER THAMES CROSSING

Status: DCO APPLICATION

Original Size: A3

Revision: P01

Application Document Number: TR010032/APP/6.3

Scale: 1:100,000

Drawing Title: Phase 2 Ground Investigation Packages

Drawing Number: HE540039-CJV-GEN-GEN-MAP-GEO-00205

Z:\Environment\Environmental Statement\10. Geology and Soils\Appendix 10.9new\HE540039-CJV-GEN-GEN-MAP-GEO-00201.aprx

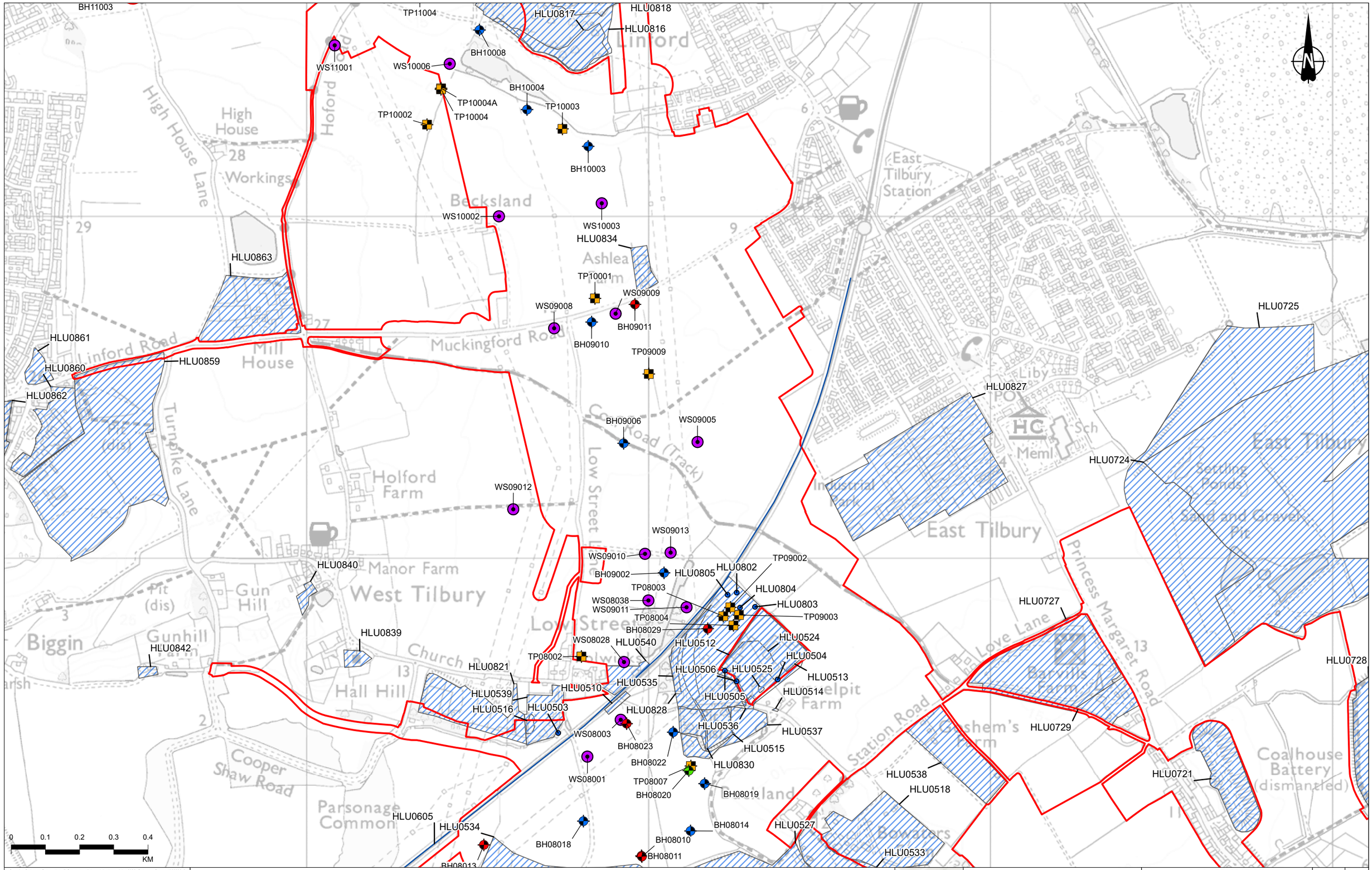

Contains Ordnance Survey data. © Crown copyright and database rights 2022. Ordnance Survey 100030649

Legend

- Order Limits
- Credible Contaminant Source
- Credible Contaminant Source
- Credible Contaminant Source
- Cable Percussion
- Cable Percussion / Rotary Core
- Dynamic Sample / Rotary Core
- Surface Water Sample
- Trial Pit
- Window/Windowless Sample
- Windowless Sample / Rotary Core

Rev	Status	Rev. Date	Purpose of revision	Drawn	Chck'd	Apprv'd
P01	S8	06/10/2022	DCO Application	SW	SC	CR

Client: national highways

Project: LOWER THAMES CROSSING

Status	DCO APPLICATION
Original Size	A3
Revision	P01
Application Document Number	TR010032/APP/6.3
Scale	1:10,000

Drawing Title: Figure B: Phase 2 Ground Investigation - Package C Exploratory Hole Locations and Credible Contaminant Sources

Drawing Number: HE540039-CJV-GEN-GEN-MAP-GEO-00206

Z:\Environment\Environmental Statement\10. Geology and Soils\Appendix 10.9new\HE540039-CJV-GEN-GEN-MAP-GEO-00202.aprx

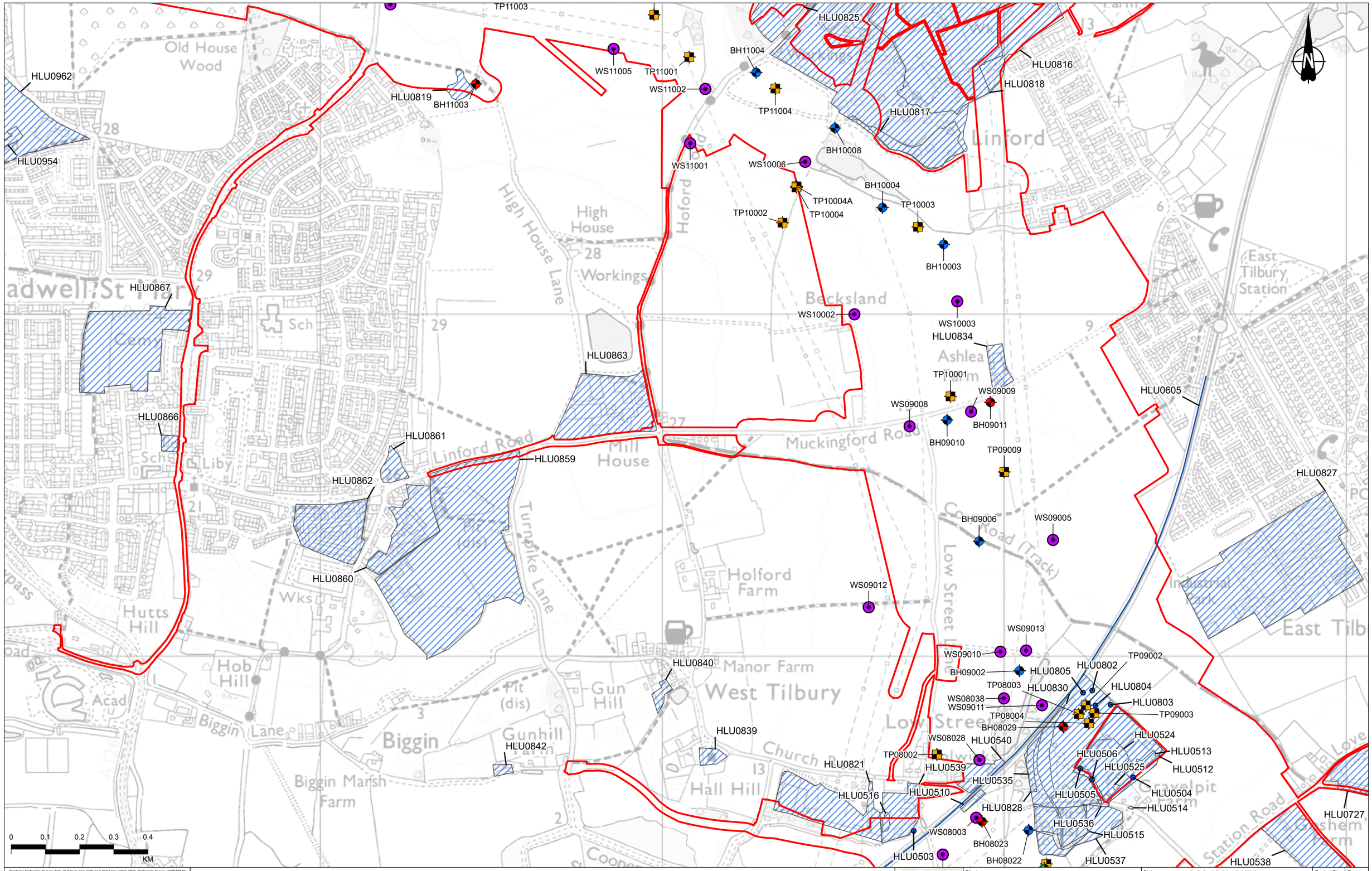

Contains Ordnance Survey data. © Crown copyright and database rights 2022. Ordnance Survey 100030649

Legend

- Order Limits
- Credible Contaminant Source
- Credible Contaminant Source
- Credible Contaminant Source
- Cable Percussion
- Cable Percussion / Rotary Core
- Dynamic Sample / Rotary Core
- Surface Water Sample
- Trial Pit
- Window/Windowless Sample
- Windowless Sample / Rotary Core

Rev	Status	Rev. Date	Purpose of revision	Drawn	Chck'd	Apprv'd
P01	S8	06/10/2022	DCO Application	SW	SC	CR

Client: national highways

Project: LOWER THAMES CROSSING

Status: DCO APPLICATION

Original Size: A3

Revision: P01

Application Document Number: TR010032/APP/6.3

Scale: 1:10,000

Drawing Title: Figure B: Phase 2 Ground Investigation - Package C Exploratory Hole Locations and Credible Contaminant Sources

Drawing Number: HE540039-CJV-GEN-GEN-MAP-GEO-00206

Z:\Environment\Environmental Statement\10. Geology and Soils\Appendix 10.9new\HE540039-CJV-GEN-GEN-MAP-GEO-00202.aprx

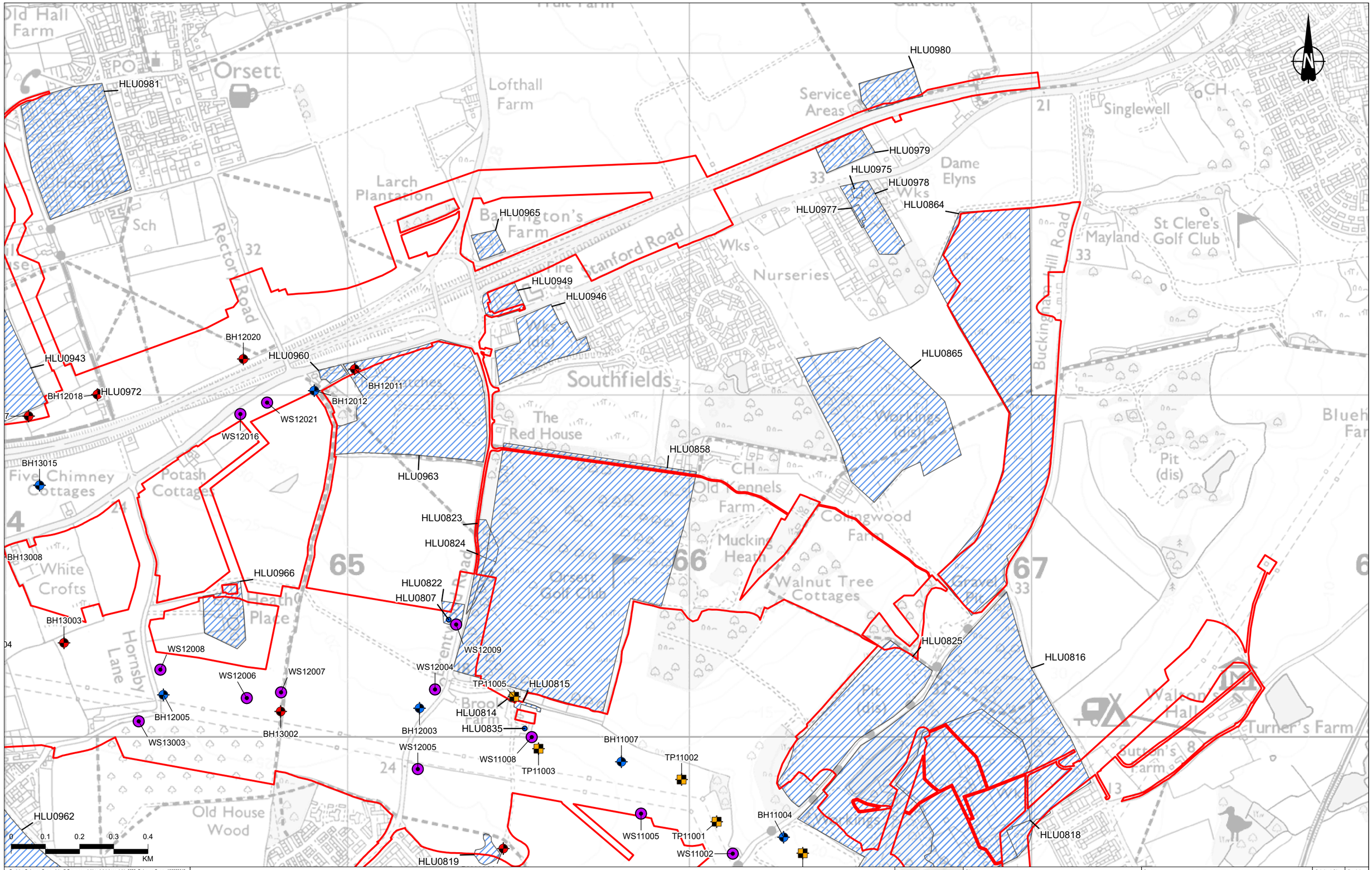

Contains Ordnance Survey data. © Crown copyright and database rights 2022. Ordnance Survey 100030649

Legend

- Order Limits
- Credible Contaminant Source
- Credible Contaminant Source
- Cable Percussion
- Cable Percussion / Rotary Core
- Dynamic Sample / Rotary Core
- Surface Water Sample
- Trial Pit
- Window/Windowless Sample
- Windowless Sample / Rotary Core

Rev	Status	Rev. Date	Purpose of revision	Drawn	Chck'd	Apprv'd
P01	S8	06/10/2022	DCO Application	SW	SC	CR

Client: national highways

Project: LOWER THAMES CROSSING

Status	DCO APPLICATION	Original Size	Revision
Application Document Number	TR010032/APP/6.3	A3	P01
		Scale 1:10,000	

Drawing Title: Figure B: Phase 2 Ground Investigation - Package C Exploratory Hole Locations and Credible Contaminant Sources

Drawing Number: HE540039-CJV-GEN-GEN-MAP-GEO-00206

Z:\Environment\Environmental Statement\10. Geology and Soils\Appendix 10.9new\HE540039-CJV-GEN-GEN-MAP-GEO-00202.aprx

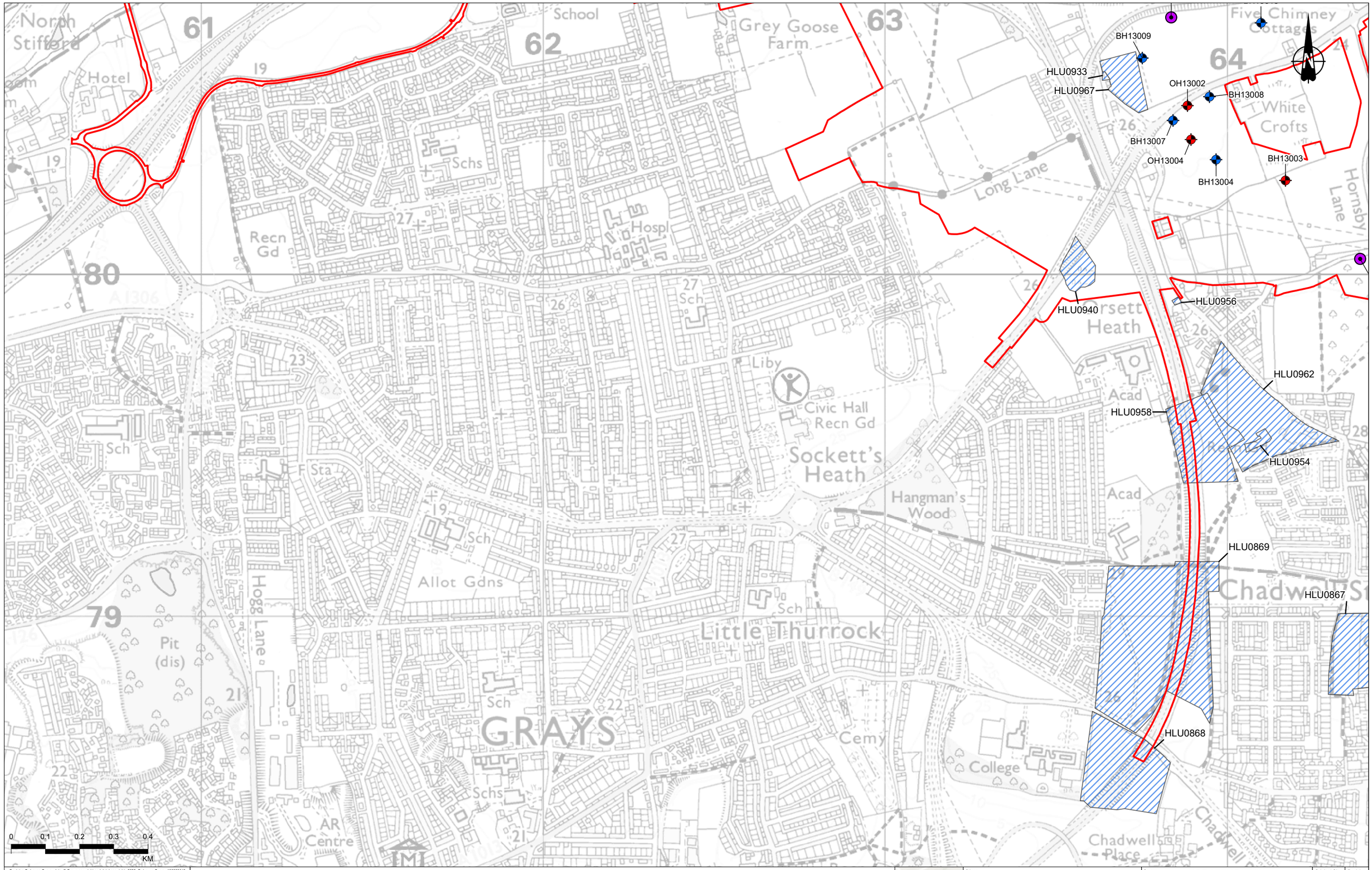

Contains Ordnance Survey data. © Crown copyright and database rights 2022. Ordnance Survey 100030649

Legend

- Order Limits
- Credible Contaminant Source
- Cable Percussion
- Cable Percussion / Rotary Core
- Dynamic Sample / Rotary Core
- Surface Water Sample
- Trial Pit
- Window/Windowless Sample
- Windowless Sample / Rotary Core

Rev	Status	Rev. Date	Purpose of revision	Drawn	Chck'd	Apprv'd
P01	S8	06/10/2022	DCO Application	SW	SC	CR

Client: national highways

Project: LOWER THAMES CROSSING

Status: DCO APPLICATION

Original Size: A3

Revision: P01

Application Document Number: TR010032/APP/6.3

Scale: 1:10,000

Drawing Title: Figure B: Phase 2 Ground Investigation - Package C Exploratory Hole Locations and Credible Contaminant Sources

Drawing Number: HE540039-CJV-GEN-GEN-MAP-GEO-00206

Z:\Environment\Environmental Statement\10. Geology and Soils\Appendix 10.9new\HE540039-CJV-GEN-GEN-MAP-GEO-00202.aprx

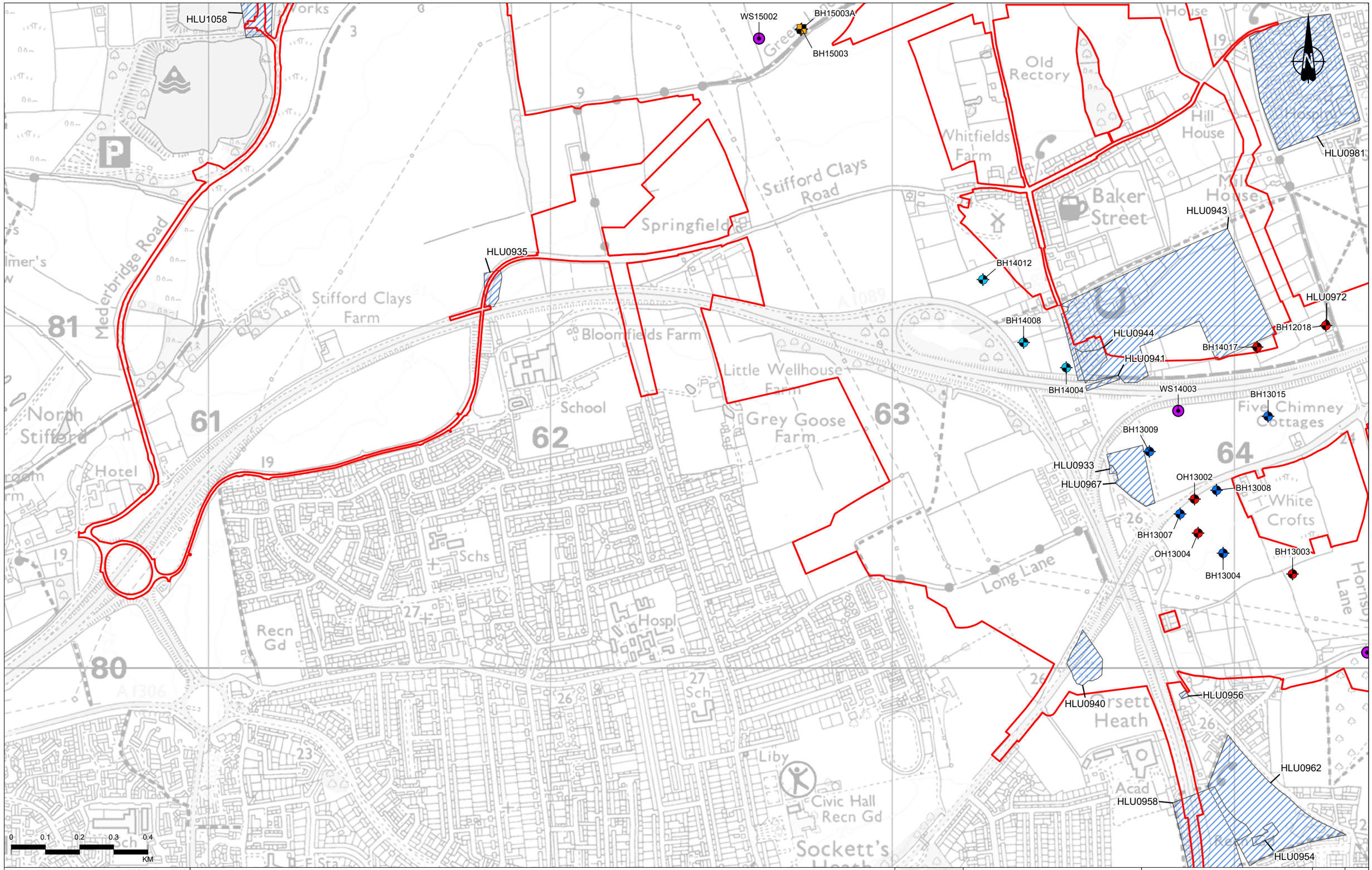

Contains Ordnance Survey data. © Crown copyright and database rights 2022. Ordnance Survey 100030649

Legend

- Order Limits
- Credible Contaminant Source
- Credible Contaminant Source
- Cable Percussion
- Cable Percussion / Rotary Core
- Dynamic Sample / Rotary Core
- Surface Water Sample
- Trial Pit
- Window/Windowless Sample
- Windowless Sample / Rotary Core

Rev	Status	Rev. Date	Purpose of revision	Drawn	Chck'd	Apprv'd
P01	S8	06/10/2022	DCO Application	SW	SC	CR

Client: national highways

Project: LOWER THAMES CROSSING

Status	DCO APPLICATION
Original Size	A3
Revision	P01
Application Document Number	TR010032/APP/6.3
Scale	1:10,000

Drawing Title: Figure B: Phase 2 Ground Investigation - Package C Exploratory Hole Locations and Credible Contaminant Sources

Drawing Number: HE540039-CJV-GEN-GEN-MAP-GEO-00206

Z:\Environment\Environmental Statement\10. Geology and Soils\Appendix 10.9new\HE540039-CJV-GEN-GEN-MAP-GEO-00202.aprx

Annexes

Uncontrolled when printed – Copyright © - 2022
National Highways Limited – all rights reserved

Annex C-A Assessment results for soil analysis

Uncontrolled when printed – Copyright © - 2022
National Highways Limited – all rights reserved

				Location_Code	BH09002	BH09002	BH09002	BH09006	BH09006	BH09006	BH09006	BH09010	BH09010	BH09010	BH09011
				Sample_Depth_Range (m)	0.05-0.1	0.85-0.9	6.55-6.6	0.1-0.15	0.35-0.4	1.55-1.6	5.95-6	0.35-0.4	0.95-1	5.9-5.95	0.35-0.4
				Sampled_Date_Time	03/10/2019	03/10/2019	04/10/2019	24/09/2019	24/09/2019	24/09/2019	24/09/2019	07/10/2019	07/10/2019	09/10/2019	09/10/2019
				LQM S4UL Public Open Space (POS) Residential - 1% SOM (GAC)											
Chem_Group	**ChemName**	**output unit**	**MDL**												
BTEX and MTBE	Benzene	mg/kg	0.001	72	-	-	-	-	-	-	-	-	-	-	-
	Toluene	mg/kg	0.001	56000	-	-	-	-	-	-	-	-	-	-	-
	Ethylbenzene	mg/kg	0.001	24000	-	-	-	-	-	-	-	-	-	-	-
	Xylene (m & p)	mg/kg	0.001	41000[#1]	-	-	-	-	-	-	-	-	-	-	-
	Xylene (o)	mg/kg	0.001	41000	-	-	-	-	-	-	-	-	-	-	-
Metals	Arsenic	mg/kg	1	79	7	7	2	3	2	1	<1	5	6	<1	5
	Boron	mg/kg	1	21000	<1	<1	<1	<1	<1	<1	<1	<1	<1	<1	<1
	Cadmium	mg/kg	0.5	120	0.8	0.7	<0.5	<0.5	<0.5	<0.5	<0.5	<0.5	<0.5	<0.5	0.9
	Chromium (hexavalent)	mg/kg	1	77[#2]	<1	<1	<1	<1	<1	<1	<1	<1	<1	<1	<1
	Chromium (Trivalent)	mg/kg	0.9	1500[#2]	23	16	14	15	3	23	22	16	10	30	21
	Copper	mg/kg	1	12000	12	4	6	12	3	1	<1	7	2	2	15
	Lead	mg/kg	1	630[#3]	44	10	6	42	9	1	<1	11	4	3	30
	Mercury	mg/kg	0.17	15[#4]	<0.17	<0.17	<0.17	<0.17	<0.17	<0.17	<0.17	<0.17	<0.17	<0.17	<0.17
	Nickel	mg/kg	1	230[#5]	13	12	10	12	3	25	7	12	8	11	15
	Selenium	mg/kg	1	1100	<1	<1	<1	<1	<1	<1	<1	<1	<1	<1	<1
	Zinc	mg/kg	5	81000	50	24	20	45	11	<5	16	27	11	24	49
Asbestos	Anthophyllite	Detect			NAD	NAD	NAD	NAD	NAD	NAD	NAD	NAD	NAD	NAD	NAD
	Asbestos Containing Material	Detect			NAD	NAD	NAD	NAD	NAD	NAD	NAD	NAD	NAD	NAD	NAD
	Asbestos Matrix (microscope)	-			NAD	NAD	NAD	NAD	NAD	NAD	NAD	NAD	NAD	NAD	NAD
	Asbestos Matrix (visual)	-			NAD	NAD	NAD	NAD	NAD	NAD	NAD	NAD	NAD	NAD	NAD
	Asbestos: Actinolite	Detect			NAD	NAD	NAD	NAD	NAD	NAD	NAD	NAD	NAD	NAD	NAD
	Crocidolite Asbestos	Detect			NAD	NAD	NAD	NAD	NAD	NAD	NAD	NAD	NAD	NAD	NAD
	Asbestos Gravimetric Quantification	%	0.001		-	-	-	-	-	-	-	-	-	-	-
	Chrysotile Asbestos	Detect			NAD	NAD	NAD	NAD	NAD	NAD	NAD	NAD	NAD	NAD	NAD
	Amosite Asbestos	Detect			NAD	NAD	NAD	NAD	NAD	NAD	NAD	NAD	NAD	NAD	NAD
	Tremolite	Detect			NAD	NAD	NAD	NAD	NAD	NAD	NAD	NAD	NAD	NAD	NAD
Inorganics	Cyanide (Free)	mg/kg	1		<1	<1	<1	<1	<1	<1	<1	<1	<1	<1	<1
	Cyanide Total	mg/kg	1		<1	<1	<1	<1	<1	<1	<1	<1	<1	<1	<1
PAH	Naphthalene	mg/kg	0.03	4900	<0.03	<0.03	<0.03	<0.03	<0.03	<0.03	<0.03	<0.03	<0.03	<0.03	<0.03
	Acenaphthene	mg/kg	0.01	15000	<0.01	<0.01	<0.01	<0.01	<0.01	<0.01	<0.01	<0.01	<0.01	<0.01	0.03
	Acenaphthylene	mg/kg	0.01	15000	<0.01	<0.01	<0.01	<0.01	<0.01	<0.01	<0.01	<0.01	<0.01	<0.01	0.06
	Fluoranthene	mg/kg	0.08	3100	0.1	<0.08	<0.08	0.36	<0.08	<0.08	<0.08	<0.08	<0.08	<0.08	2.11
	Anthracene	mg/kg	0.02	74000	<0.02	<0.02	<0.02	0.03	<0.02	<0.02	<0.02	<0.02	<0.02	<0.02	0.21
	Phenanthrene	mg/kg	0.03	3100	0.04	<0.03	<0.03	0.16	<0.03	<0.03	<0.03	<0.03	<0.03	<0.03	1.65
	Fluorene	mg/kg	0.01	9900	<0.01	<0.01	<0.01	<0.01	<0.01	<0.01	<0.01	<0.01	<0.01	<0.01	0.13
	Chrysene	mg/kg	0.06	57	0.08	<0.06	<0.06	0.26	<0.06	<0.06	<0.06	<0.06	<0.06	<0.06	0.81
	Pyrene	mg/kg	0.07	7400	0.09	<0.07	<0.07	0.32	<0.07	<0.07	<0.07	<0.07	<0.07	<0.07	1.7
	Benzo(a)anthracene	mg/kg	0.04	29	0.06	<0.04	<0.04	0.21	<0.04	<0.04	<0.04	<0.04	<0.04	<0.04	0.77
	Benzo(b)fluoranthene	mg/kg	0.05	7.1	0.08	<0.05	<0.05	0.23	<0.05	<0.05	<0.05	<0.05	<0.05	<0.05	0.66
	Benzo(k)fluoranthene	mg/kg	0.07	190	<0.07	<0.07	<0.07	0.08	<0.07	<0.07	<0.07	<0.07	<0.07	<0.07	0.23
	Benzo(a)pyrene	mg/kg	0.04	5.7	0.06	<0.04	<0.04	0.18	<0.04	<0.04	<0.04	<0.04	<0.04	<0.04	0.49
	Dibenz(a,h)anthracene	mg/kg	0.04	0.57	<0.04	<0.04	<0.04	<0.04	<0.04	<0.04	<0.04	<0.04	<0.04	<0.04	0.07
	Benzo(g,h,i)perylene	mg/kg	0.05	640	<0.05	<0.05	<0.05	0.15	<0.05	<0.05	<0.05	<0.05	<0.05	<0.05	0.23
	Indeno(1,2,3-c,d)pyrene	mg/kg	0.03	82	0.06	<0.03	<0.03	0.17	<0.03	<0.03	<0.03	<0.03	<0.03	<0.03	0.31
	PAH 16 Total	mg/kg	0.01		0.57	<0.08	<0.08	2.15	<0.08	<0.08	<0.08	<0.08	<0.08	<0.08	9.46
TPH	>C6-C8	mg/kg	5		<5	<5	<5	<5	<5	<5	<5	<5	<5	<5	<5
	>C8-C10	mg/kg	1		<1	<1	<1	<1	<1	<1	<1	<1	<1	<1	<1
	>C10-C12	mg/kg	1		<1	<1	<1	<1	<1	<1	<1	<1	<1	<1	<1
	>C12-C16	mg/kg	2		<2	<2	<2	<2	<2	<2	<2	<2	<2	<2	<2
	>C16-C21	mg/kg	2		<2	<2	<2	<2	<2	<2	<2	<2	<2	<2	3
	>C21-C40	mg/kg	5		13	8	<5	19	<5	<5	<5	<5	<5	7	23
	Total Petroleum Hydrocarbons	mg/kg	5		13	8	<5	19	<5	<5	<5	<5	<5	7	26

				Location_Code	BH09002	BH09002	BH09002	BH09006	BH09006	BH09006	BH09006	BH09010	BH09010	BH09010	BH09011
				Sample_Depth_Range (m)	0.05-0.1	0.85-0.9	6.55-6.6	0.1-0.15	0.35-0.4	1.55-1.6	5.95-6	0.35-0.4	0.95-1	5.9-5.95	0.35-0.4
				Samoled_Date_Time	03/10/2019	03/10/2019	04/10/2019	24/09/2019	24/09/2019	24/09/2019	24/09/2019	07/10/2019	07/10/2019	09/10/2019	09/10/2019
				LQM S4UL Public Open Space (POS) Residential - 1% SOM (GAC)											
Chem_Group	ChemName	output unit	MDL												
VOC	cis-1,3-dichloropropene	mg/kg	0.001		-	-	-	-	-	-	-	-	-	-	-
	Styrene	mg/kg	0.001		-	-	-	-	-	-	-	-	-	-	-
	Sum Tetrachloroethene and Trichloroethene	mg/kg	0.002		-	-	-	-	-	-	-	-	-	-	-
	trans-1,3-dichloropropene	mg/kg	0.001		-	-	-	-	-	-	-	-	-	-	-
	1,1,1,2-tetrachloroethane	mg/kg	0.001	1400	-	-	-	-	-	-	-	-	-	-	-
	1,1,1-trichloroethane	mg/kg	0.001	140000	-	-	-	-	-	-	-	-	-	-	-
	1,1,2,2-tetrachloroethane	mg/kg	0.001	1400	-	-	-	-	-	-	-	-	-	-	-
	1,1,2-trichloroethane	mg/kg	0.001		-	-	-	-	-	-	-	-	-	-	-
	1,1-dichloroethane	mg/kg	0.001		-	-	-	-	-	-	-	-	-	-	-
	1,1-dichloroethene	mg/kg	0.001		-	-	-	-	-	-	-	-	-	-	-
	1,1-dichloropropene	mg/kg	0.001		-	-	-	-	-	-	-	-	-	-	-
	1,2,3-trichloropropane	mg/kg	0.001		-	-	-	-	-	-	-	-	-	-	-
	1,2,4-trimethylbenzene	mg/kg	0.001		-	-	-	-	-	-	-	-	-	-	-
	1,2-dibromo-3-chloropropane	mg/kg	0.002		-	-	-	-	-	-	-	-	-	-	-
	1,2-dibromoethane	mg/kg	0.001		-	-	-	-	-	-	-	-	-	-	-
	1,2-dichloroethane	mg/kg	0.002	29	-	-	-	-	-	-	-	-	-	-	-
	1,2-Dichloroethene (cis & trans)	mg/kg	0.002		-	-	-	-	-	-	-	-	-	-	-
	1,2-dichloropropane	mg/kg	0.001		-	-	-	-	-	-	-	-	-	-	-
	1,3,5-trimethylbenzene	mg/kg	0.001		-	-	-	-	-	-	-	-	-	-	-
	1,3-dichloropropane	mg/kg	0.001		-	-	-	-	-	-	-	-	-	-	-
	2,2-dichloropropane	mg/kg	0.001		-	-	-	-	-	-	-	-	-	-	-
	Trihalomethanes	mg/kg	0.004		-	-	-	-	-	-	-	-	-	-	-
	2-chlorotoluene	mg/kg	0.001		-	-	-	-	-	-	-	-	-	-	-
	4-chlorotoluene	mg/kg	0.001		-	-	-	-	-	-	-	-	-	-	-
	Bromobenzene	mg/kg	0.001		-	-	-	-	-	-	-	-	-	-	-
	Bromochloromethane	mg/kg	0.005		-	-	-	-	-	-	-	-	-	-	-
	Bromodichloromethane	mg/kg	0.01		-	-	-	-	-	-	-	-	-	-	-
	Bromoform	mg/kg	0.001		-	-	-	-	-	-	-	-	-	-	-
	Bromomethane	mg/kg	0.001		-	-	-	-	-	-	-	-	-	-	-
	Carbon disulfide	mg/kg	0.001	11000	-	-	-	-	-	-	-	-	-	-	-
	Carbon tetrachloride	mg/kg	0.001	890	-	-	-	-	-	-	-	-	-	-	-
	Chlorodibromomethane	mg/kg	0.003		-	-	-	-	-	-	-	-	-	-	-
	Chloroethane	mg/kg	0.001		-	-	-	-	-	-	-	-	-	-	-
	Chloroform	mg/kg	0.001	2500	-	-	-	-	-	-	-	-	-	-	-
	Chloromethane	mg/kg	0.01		-	-	-	-	-	-	-	-	-	-	-
	cis-1,2-dichloroethene	mg/kg	0.001		-	-	-	-	-	-	-	-	-	-	-
	Dibromomethane	mg/kg	0.001		-	-	-	-	-	-	-	-	-	-	-
	Dichlorodifluoromethane	mg/kg	0.001		-	-	-	-	-	-	-	-	-	-	-
	Dichloromethane	mg/kg	0.005		-	-	-	-	-	-	-	-	-	-	-
	Isopropylbenzene	mg/kg	0.001		-	-	-	-	-	-	-	-	-	-	-
	n-butylbenzene	mg/kg	0.001		-	-	-	-	-	-	-	-	-	-	-
	n-oroovlbenzene	mg/kg	0.001		-	-	-	-	-	-	-	-	-	-	-
	p-isoproovltoluene	mg/kg	0.001		-	-	-	-	-	-	-	-	-	-	-
	sec-butylbenzene	mg/kg	0.001		-	-	-	-	-	-	-	-	-	-	-
	Trichloroethene	mg/kg	0.001	120	-	-	-	-	-	-	-	-	-	-	-
	tert-butylbenzene	mg/kg	0.002		-	-	-	-	-	-	-	-	-	-	-
	Tetrachloroethene	mg/kg	0.001	1400	-	-	-	-	-	-	-	-	-	-	-
	trans-1,2-dichloroethene	mg/kg	0.001		-	-	-	-	-	-	-	-	-	-	-
	Trichlorofluoromethane	mg/kg	0.001		-	-	-	-	-	-	-	-	-	-	-
	Vinyl chloride	mg/kg	0.001	3.5	-	-	-	-	-	-	-	-	-	-	-
VOC/SVOC	1,2,3-trichlorobenzene	mg/kg	0.003	1800	-	-	-	-	-	-	-	-	-	-	-
	1,2,4-trichlorobenzene	mg/kg	0.003	15000	-	-	-	-	-	-	-	-	-	-	-
	1,2-dichlorobenzene	mg/kg	0.001	90000	-	-	-	-	-	-	-	-	-	-	-
	1,3-dichlorobenzene	mg/kg	0.001	300	-	-	-	-	-	-	-	-	-	-	-
	1,4-dichlorobenzene	mg/kg	0.001	17000	-	-	-	-	-	-	-	-	-	-	-
	Chlorobenzene	mg/kg	0.001	11000	-	-	-	-	-	-	-	-	-	-	-
	Dichlorobenzene	mg/kg	0.003		-	-	-	-	-	-	-	-	-	-	-
	Hexachlorobutadiene	mg/kg	0.001	25	-	-	-	-	-	-	-	-	-	-	-
	Trichlorobenzene (total)	mg/kg	0.006		-	-	-	-	-	-	-	-	-	-	-
SVOC	4-nitrophenol	mg/kg	0.1		-	-	-	-	-	-	-	-	-	-	-
	Perviene	mg/kg	0.1		-	-	-	-	-	-	-	-	-	-	-
	2,4,5-trichlorophenol	mg/kg	0.1		-	-	-	-	-	-	-	-	-	-	-
	2,4,6-trichlorophenol	mg/kg	0.1		-	-	-	-	-	-	-	-	-	-	-
	2,4-dichlorophenol	mg/kg	0.1		-	-	-	-	-	-	-	-	-	-	-
	2,4-dimethylphenol	mg/kg	0.1		-	-	-	-	-	-	-	-	-	-	-
	2,4-dinitrotoluene	mg/kg	0.1		-	-	-	-	-	-	-	-	-	-	-
	2,6-dinitrotoluene	mg/kg	0.1		-	-	-	-	-	-	-	-	-	-	-
	2-chloronaphthalene	mg/kg	0.1		-	-	-	-	-	-	-	-	-	-	-
	2-chlorophenol	mg/kg	0.1		-	-	-	-	-	-	-	-	-	-	-
	2-methylnaphthalene	mg/kg	0.1		-	-	-	-	-	-	-	-	-	-	-
	2-methylphenol	mg/kg	0.1		-	-	-	-	-	-	-	-	-	-	-
	2-nitrophenol	mg/kg	0.1		-	-	-	-	-	-	-	-	-	-	-
	4-chloro-3-methylphenol	mg/kg	0.1		-	-	-	-	-	-	-	-	-	-	-
	Bis(2-chloroethoxy) methane	mg/kg	0.1		-	-	-	-	-	-	-	-	-	-	-
	Bis(2-chloroethyl)ether	mg/kg	0.1		-	-	-	-	-	-	-	-	-	-	-
	Bis(2-chloroisopropyl) ether	mg/kg	0.1		-	-	-	-	-	-	-	-	-	-	-
	Bis(2-ethylhexyl) phthalate	mg/kg	0.5		-	-	-	-	-	-	-	-	-	-	-
	Butyl benzyl phthalate	mg/kg	0.1		-	-	-	-	-	-	-	-	-	-	-
	Carbazole	mg/kg	0.1		-	-	-	-	-	-	-	-	-	-	-
	Dibenzofuran	mg/kg	0.1		-	-	-	-	-	-	-	-	-	-	-
	Diethylphthalate	mg/kg	0.1		-	-	-	-	-	-	-	-	-	-	-
	Dimethyl phthalate	mg/kg	0.1		-	-	-	-	-	-	-	-	-	-	-
	Di-n-butyl phthalate	mg/kg	0.1		-	-	-	-	-	-	-	-	-	-	-
	Di-n-octyl phthalate	mg/kg	0.5		-	-	-	-	-	-	-	-	-	-	-
	Hexachlorobenzene	mg/kg	0.1	16	-	-	-	-	-	-	-	-	-	-	-
	Hexachlorocyclopentadiene	mg/kg	0.1		-	-	-	-	-	-	-	-	-	-	-
	Hexachloroethane	mg/kg	0.1		-	-	-	-	-	-	-	-	-	-	-
	Isophorone	mg/kg	0.1		-	-	-	-	-	-	-	-	-	-	-
	Nitrobenzene	mg/kg	0.1		-	-	-	-	-	-	-	-	-	-	-
	N-nitrosodi-n-propylamine	mg/kg	0.1		-	-	-	-	-	-	-	-	-	-	-
	Pentachlorophenol	mg/kg	0.1	60	-	-	-	-	-	-	-	-	-	-	-

				Location_Code	BH09002	BH09002	BH09002	BH09006	BH09006	BH09006	BH09006	BH09010	BH09010	BH09010	BH09011
				Sample_Depth_Range (m)	0.05-0.1	0.85-0.9	6.55-6.6	0.1-0.15	0.35-0.4	1.55-1.6	5.95-6	0.35-0.4	0.95-1	5.9-5.95	0.35-0.4
				Sampled_Date_Time	03/10/2019	03/10/2019	04/10/2019	24/09/2019	24/09/2019	24/09/2019	24/09/2019	07/10/2019	07/10/2019	09/10/2019	09/10/2019
				LQM S4UL Public Open Space (POS) Residential - 1% SOM (GAC)											
Chem_Group	ChemName	output unit	MDL												
Phenolics	3-&4-methylphenol	mg/kg	0.1		-	-	-	-	-	-	-	-	-	-	-
	Phenol	mg/kg	0.1	(dir)760[#6]	-	-	-	-	-	-	-	-	-	-	-
	Total Phenols	mg/kg	0.2		<0.2	<0.2	<0.2	<0.2	<0.2	<0.2	<0.2	<0.2	<0.2	<0.2	<0.2
Other	% Moisture at <40C	% w/w	0.1		14.1	12.9	24.8	11	4.3	10.1	22.3	10.8	4.5	24.8	7
	Organic Carbon	percent	0.03		1.13	0.45	0.09	1.39	0.24	0.11	0.07	0.41	0.06	<0.03	0.72
	% Stones >10mm	% w/w	0.1		4.4	<0.1	<0.1	16.5	60.3	<0.1	<0.1	16.5	49.4	<0.1	1.4
	pH (Lab)	pH_Units	0.01		7.91	8.29	7.7	7.49	7.53	7.95	7.82	7.94	8.29	8.27	8.37
SVOC TIC	SVOC Tentatively Identified Compounds	mg/kg	0.1		-	-	-	-	-	-	-	-	-	-	-
VOC TIC	VOC Tentatively Identified Compounds	mg/kg	0.001		-	-	-	-	-	-	-	-	-	-	-

Environmental Standards Comments

#1:Criteria presented is for p-xylene. A separate value is presented for o-xylene.
#2:GAC is only presented as speciated chromium. 7.7mg/kg is used for hexavalent. If hexavalent chromium (CrVI) data is available, a value of 1,500mg/kg may be appropriate for the remaining trivalent chromium (CrIII).
#3:C4SL for lead adopted
#4:GAC only presented as speciated mercury. 16mg/kg is used for elemental mercury. If the CSM indicates that elemental mercury is not a CoC and mercury is present in an inorganic form, a value of 120mg/kg for inorganic mercury may be appropriate
#5:Updated S4UL for nickel
#6:S4UL based on a threshold protective of direct skin contact with phenol

Legend

24	Result exceeds GAC
NAD	No asbestos detected
-	Determinand not analysed for in sample

Notes

With the exception of pH, where a result is given as a range the sample has been tested for a determinand twice using two different methods.

				Location_Code	BH09011	BH09011	BH10003	BH10003	BH10003	BH10003	BH10003	BH10003	BH10004	BH10004	BH10004
				Sample_Depth_Range (m)	0.85-0.9	5.6-5.65	0.05-0.3	0.5	1.45	13.1	3.1	9.1	0.05	1.8	4
				Sampled_Date_Time	09/10/2019	10/10/2019	24/09/2019	24/09/2019	24/09/2019	26/09/2019	25/09/2019	26/09/2019	30/09/2019	23/10/2019	02/10/2019
				LQM S4UL Public Open Space (POS) Residential - 1% SOM (GAC)											
Chem_Group	ChemName	output unit	MDL												
BTEX and MTBE	Benzene	mg/kg	0.001	72	-	-	-	-	-	-	-	-	-	-	-
	Toluene	mg/kg	0.001	56000	-	-	-	-	-	-	-	-	-	-	-
	Ethylbenzene	mg/kg	0.001	24000	-	-	-	-	-	-	-	-	-	-	-
	Xylene (m & p)	mg/kg	0.001	41000[#1]	-	-	-	-	-	-	-	-	-	-	-
	Xylene (o)	mg/kg	0.001	41000	-	-	-	-	-	-	-	-	-	-	-
Metals	Arsenic	mg/kg	1	79	7	1	9	<1	2	1	<1	5	9	<1	<1
	Boron	mg/kg	1	21000	<1	<1	1.7	<1	<1	<1	<1	<1	1.5	<1	<1
	Cadmium	mg/kg	0.5	120	0.6	<0.5	0.9	<0.5	0.5	<0.5	<0.5	<0.5	<0.5	<0.5	<0.5
	Chromium (hexavalent)	mg/kg	1	77[#2]	<1	<1	<1	<1	<1	<1	<1	<1	<1	<1	<1
	Chromium (Trivalent)	mg/kg	0.9	1500[#2]	9	33	25	20	20	2	21	16	15	35	25
	Copper	mg/kg	1	12000	<1	2	9	6	5	1	3	7	6	5	4
	Lead	mg/kg	1	630[#3]	2	3	26	7	8	1	4	6	27	3	6
	Mercury	mg/kg	0.17	16[#4]	<0.17	<0.17	<0.17	<0.17	<0.17	1.03	<0.17	<0.17	<0.17	<0.17	<0.17
	Nickel	mg/kg	1	230[#5]	7	14	16	17	16	4	12	25	14	9	14
	Selenium	mg/kg	1	1100	<1	<1	<1	<1	<1	2	<1	<1	1	<1	<1
	Zinc	mg/kg	5	81000	10	24	44	23	22	11	21	43	61	16	44
Asbestos	Anthophyllite	Detect			NAD	NAD	NAD	NAD	NAD	NAD	NAD	NAD	NAD	NAD	NAD
	Asbestos Containing Material	Detect			NAD	NAD	NAD	NAD	NAD	NAD	NAD	NAD	NAD	NAD	NAD
	Asbestos Matrix (microscope)	-			NAD	NAD	NAD	NAD	NAD	NAD	NAD	NAD	NAD	NAD	NAD
	Asbestos Matrix (visual)	-			NAD	NAD	NAD	NAD	NAD	NAD	NAD	NAD	NAD	NAD	NAD
	Asbestos: Actinolite	Detect			NAD	NAD	NAD	NAD	NAD	NAD	NAD	NAD	NAD	NAD	NAD
	Crocidolite Asbestos	Detect			NAD	NAD	NAD	NAD	NAD	NAD	NAD	NAD	NAD	NAD	NAD
	Asbestos Gravimetric Quantification	%	0.001		-	-	-	-	-	-	-	-	-	-	-
	Chrysotile Asbestos	Detect			NAD	NAD	NAD	NAD	NAD	NAD	NAD	NAD	NAD	NAD	NAD
	Amosite Asbestos	Detect			NAD	NAD	NAD	NAD	NAD	NAD	NAD	NAD	NAD	NAD	NAD
	Tremolite	Detect			NAD	NAD	NAD	NAD	NAD	NAD	NAD	NAD	NAD	NAD	NAD
Inorganics	Cyanide (Free)	mg/kg	1		<1	<1	<1	<1	<1	<1	<1	<1	<1	<1	<1
	Cyanide Total	mg/kg	1		<1	<1	<1	<1	<1	<1	<1	<1	<1	<1	<1
PAH	Naphthalene	mg/kg	0.03	4900	<0.03	<0.03	<0.03	<0.03	<0.03	<0.03	<0.03	<0.03	<0.03	<0.03	<0.03
	Acenaphthene	mg/kg	0.01	15000	<0.01	<0.01	<0.01	<0.01	<0.01	<0.01	<0.01	<0.01	<0.01	<0.01	<0.01
	Acenaphthylene	mg/kg	0.01	15000	<0.01	<0.01	<0.01	<0.01	<0.01	<0.01	<0.01	<0.01	<0.01	<0.01	<0.01
	Fluoranthene	mg/kg	0.08	3100	<0.08	<0.08	<0.08	<0.08	<0.08	<0.08	<0.08	<0.08	0.11	<0.08	<0.08
	Anthracene	mg/kg	0.02	74000	<0.02	<0.02	<0.02	<0.02	<0.02	<0.02	<0.02	<0.02	<0.02	<0.02	<0.02
	Phenanthrene	mg/kg	0.03	3100	<0.03	<0.03	<0.03	<0.03	<0.03	<0.03	<0.03	<0.03	0.06	<0.03	<0.03
	Fluorene	mg/kg	0.01	9900	<0.01	<0.01	<0.01	<0.01	<0.01	<0.01	<0.01	<0.01	<0.01	<0.01	<0.01
	Chrysene	mg/kg	0.06	57	<0.06	<0.06	<0.06	<0.06	<0.06	<0.06	<0.06	<0.06	<0.06	<0.06	<0.06
	Pyrene	mg/kg	0.07	7400	<0.07	<0.07	<0.07	<0.07	<0.07	<0.07	<0.07	<0.07	0.1	<0.07	<0.07
	Benzo(a)anthracene	mg/kg	0.04	29	<0.04	<0.04	<0.04	<0.04	<0.04	<0.04	<0.04	<0.04	<0.04	<0.04	<0.04
	Benzo(b)fluoranthene	mg/kg	0.05	7.1	<0.05	<0.05	<0.05	<0.05	<0.05	<0.05	<0.05	<0.05	0.06	<0.05	<0.05
	Benzo(k)fluoranthene	mg/kg	0.07	190	<0.07	<0.07	<0.07	<0.07	<0.07	<0.07	<0.07	<0.07	<0.07	<0.07	<0.07
	Benzo(a)pyrene	mg/kg	0.04	5.7	<0.04	<0.04	<0.04	<0.04	<0.04	<0.04	<0.04	<0.04	0.05	<0.04	<0.04
	Dibenz(a,h)anthracene	mg/kg	0.04	0.57	<0.04	<0.04	<0.04	<0.04	<0.04	<0.04	<0.04	<0.04	<0.04	<0.04	<0.04
	Benzo(g,h,i)perylene	mg/kg	0.05	640	<0.05	<0.05	<0.05	<0.05	<0.05	<0.05	<0.05	<0.05	<0.05	<0.05	<0.05
	Indeno(1,2,3-c,d)pyrene	mg/kg	0.03	82	<0.03	<0.03	<0.03	<0.03	<0.03	<0.03	<0.03	<0.03	0.04	<0.03	<0.03
	PAH 16 Total	mg/kg	0.01		<0.08	<0.08	<0.08	<0.08	<0.08	<0.08	<0.08	<0.08	0.42	<0.08	<0.08
TPH	>C6-C8	mg/kg	5		<5	<5	<5	<5	<5	<5	<5	<5	<5	<5	<5
	>C8-C10	mg/kg	1		<1	<1	<1	<1	<1	<1	<1	<1	<1	<1	<1
	>C10-C12	mg/kg	1		<1	<1	<1	<1	<1	<1	<1	<1	<1	<1	<1
	>C12-C16	mg/kg	2		<2	<2	<2	<2	<2	<2	<2	<2	<2	<2	<2
	>C16-C21	mg/kg	2		<2	<2	<2	<2	<2	<2	<2	<2	2	<2	<2
	>C21-C40	mg/kg	5		<5	<5	17	<5	<5	<5	9	<5	16	<5	<5
	Total Petroleum Hydrocarbons	mg/kg	5		<5	<5	17	<5	<5	<5	9	<5	18	<5	<5

Chem_Group	ChemName	output unit	MDL	Location_Code	BH09011	BH09011	BH10003	BH10003	BH10003	BH10003	BH10003	BH10003	BH10004	BH10004	BH10004
				Sample_Depth_Range (m)	0.85-0.9	5.6-5.65	0.05-0.3	0.5	1.45	13.1	3.1	9.1	0.05	1.8	4
				Sampled_Date_Time	09/10/2019	10/10/2019	24/09/2019	24/09/2019	24/09/2019	26/09/2019	25/09/2019	26/09/2019	30/09/2019	23/10/2019	02/10/2019
				LQM S4UL Public Open Space (POS) Residential - 1% SOM (GAC)											
VOC	cis-1,3-dichloropropene	mg/kg	0.001		-	-	-	-	-	-	-	-	-	-	-
	Styrene	mg/kg	0.001		-	-	-	-	-	-	-	-	-	-	-
	Sum Tetrachloroethene and Trichloroethene	mg/kg	0.002		-	-	-	-	-	-	-	-	-	-	-
	trans-1,3-dichloropropene	mg/kg	0.001		-	-	-	-	-	-	-	-	-	-	-
	1,1,1,2-tetrachloroethane	mg/kg	0.001	1400	-	-	-	-	-	-	-	-	-	-	-
	1,1,1-trichloroethane	mg/kg	0.001	140000	-	-	-	-	-	-	-	-	-	-	-
	1,1,2,2-tetrachloroethane	mg/kg	0.001	1400	-	-	-	-	-	-	-	-	-	-	-
	1,1,2-trichloroethane	mg/kg	0.001		-	-	-	-	-	-	-	-	-	-	-
	1,1-dichloroethane	mg/kg	0.001		-	-	-	-	-	-	-	-	-	-	-
	1,1-dichloroethene	mg/kg	0.001		-	-	-	-	-	-	-	-	-	-	-
	1,1-dichloropropene	mg/kg	0.001		-	-	-	-	-	-	-	-	-	-	-
	1,2,3-trichloropropane	mg/kg	0.001		-	-	-	-	-	-	-	-	-	-	-
	1,2,4-trimethylbenzene	mg/kg	0.001		-	-	-	-	-	-	-	-	-	-	-
	1,2-dibromo-3-chloropropane	mg/kg	0.002		-	-	-	-	-	-	-	-	-	-	-
	1,2-dibromoethane	mg/kg	0.001		-	-	-	-	-	-	-	-	-	-	-
	1,2-dichloroethane	mg/kg	0.002	29	-	-	-	-	-	-	-	-	-	-	-
	1,2-Dichloroethene (cis & trans)	mg/kg	0.002		-	-	-	-	-	-	-	-	-	-	-
	1,2-dichloropropane	mg/kg	0.001		-	-	-	-	-	-	-	-	-	-	-
	1,3,5-trimethylbenzene	mg/kg	0.001		-	-	-	-	-	-	-	-	-	-	-
	1,3-dichloropropane	mg/kg	0.001		-	-	-	-	-	-	-	-	-	-	-
	2,2-dichloropropane	mg/kg	0.001		-	-	-	-	-	-	-	-	-	-	-
	Trihalomethanes	mg/kg	0.004		-	-	-	-	-	-	-	-	-	-	-
	2-chlorotoluene	mg/kg	0.001		-	-	-	-	-	-	-	-	-	-	-
	4-chlorotoluene	mg/kg	0.001		-	-	-	-	-	-	-	-	-	-	-
	Bromobenzene	mg/kg	0.001		-	-	-	-	-	-	-	-	-	-	-
	Bromochloromethane	mg/kg	0.005		-	-	-	-	-	-	-	-	-	-	-
	Bromodichloromethane	mg/kg	0.01		-	-	-	-	-	-	-	-	-	-	-
	Bromoform	mg/kg	0.001		-	-	-	-	-	-	-	-	-	-	-
	Bromomethane	mg/kg	0.001		-	-	-	-	-	-	-	-	-	-	-
	Carbon disulfide	mg/kg	0.001	11000	-	-	-	-	-	-	-	-	-	-	-
	Carbon tetrachloride	mg/kg	0.001	890	-	-	-	-	-	-	-	-	-	-	-
	Chlorodibromomethane	mg/kg	0.003		-	-	-	-	-	-	-	-	-	-	-
	Chloroethane	mg/kg	0.001		-	-	-	-	-	-	-	-	-	-	-
	Chloroform	mg/kg	0.001	2500	-	-	-	-	-	-	-	-	-	-	-
	Chloromethane	mg/kg	0.01		-	-	-	-	-	-	-	-	-	-	-
	cis-1,2-dichloroethene	mg/kg	0.001		-	-	-	-	-	-	-	-	-	-	-
	Dibromomethane	mg/kg	0.001		-	-	-	-	-	-	-	-	-	-	-
	Dichlorodifluoromethane	mg/kg	0.001		-	-	-	-	-	-	-	-	-	-	-
	Dichloromethane	mg/kg	0.005		-	-	-	-	-	-	-	-	-	-	-
	Isopropylbenzene	mg/kg	0.001		-	-	-	-	-	-	-	-	-	-	-
	n-butylbenzene	mg/kg	0.001		-	-	-	-	-	-	-	-	-	-	-
	n-propylbenzene	mg/kg	0.001		-	-	-	-	-	-	-	-	-	-	-
	p-isopropyltoluene	mg/kg	0.001		-	-	-	-	-	-	-	-	-	-	-
	sec-butylbenzene	mg/kg	0.001		-	-	-	-	-	-	-	-	-	-	-
	Trichloroethene	mg/kg	0.001	120	-	-	-	-	-	-	-	-	-	-	-
	tert-butylbenzene	mg/kg	0.002		-	-	-	-	-	-	-	-	-	-	-
	Tetrachloroethene	mg/kg	0.001	1400	-	-	-	-	-	-	-	-	-	-	-
	trans-1,2-dichloroethene	mg/kg	0.001		-	-	-	-	-	-	-	-	-	-	-
	Trichlorofluoromethane	mg/kg	0.001		-	-	-	-	-	-	-	-	-	-	-
	Vinyl chloride	mg/kg	0.001	3.5	-	-	-	-	-	-	-	-	-	-	-
VOC/SVOC	1,2,3-trichlorobenzene	mg/kg	0.003	1800	-	-	-	-	-	-	-	-	-	-	-
	1,2,4-trichlorobenzene	mg/kg	0.003	15000	-	-	-	-	-	-	-	-	-	-	-
	1,2-dichlorobenzene	mg/kg	0.001	90000	-	-	-	-	-	-	-	-	-	-	-
	1,3-dichlorobenzene	mg/kg	0.001	300	-	-	-	-	-	-	-	-	-	-	-
	1,4-dichlorobenzene	mg/kg	0.001	17000	-	-	-	-	-	-	-	-	-	-	-
	Chlorobenzene	mg/kg	0.001	11000	-	-	-	-	-	-	-	-	-	-	-
	Dichlorobenzene	mg/kg	0.003		-	-	-	-	-	-	-	-	-	-	-
	Hexachlorobutadiene	mg/kg	0.001	25	-	-	-	-	-	-	-	-	-	-	-
	Trichlorobenzene (total)	mg/kg	0.006		-	-	-	-	-	-	-	-	-	-	-
SVOC	4-nitrophenol	mg/kg	0.1		-	-	-	-	-	-	-	-	-	-	-
	Perylene	mg/kg	0.1		-	-	-	-	-	-	-	-	-	-	-
	2,4,5-trichlorophenol	mg/kg	0.1		-	-	-	-	-	-	-	-	-	-	-
	2,4,6-trichlorophenol	mg/kg	0.1		-	-	-	-	-	-	-	-	-	-	-
	2,4-dichlorophenol	mg/kg	0.1		-	-	-	-	-	-	-	-	-	-	-
	2,4-dimethylphenol	mg/kg	0.1		-	-	-	-	-	-	-	-	-	-	-
	2,4-dinitrotoluene	mg/kg	0.1		-	-	-	-	-	-	-	-	-	-	-
	2,6-dinitrotoluene	mg/kg	0.1		-	-	-	-	-	-	-	-	-	-	-
	2-chloronaphthalene	mg/kg	0.1		-	-	-	-	-	-	-	-	-	-	-
	2-chlorophenol	mg/kg	0.1		-	-	-	-	-	-	-	-	-	-	-
	2-methylnaphthalene	mg/kg	0.1		-	-	-	-	-	-	-	-	-	-	-
	2-methylphenol	mg/kg	0.1		-	-	-	-	-	-	-	-	-	-	-
	2-nitrophenol	mg/kg	0.1		-	-	-	-	-	-	-	-	-	-	-
	4-chloro-3-methylphenol	mg/kg	0.1		-	-	-	-	-	-	-	-	-	-	-
	Bis(2-chloroethoxy) methane	mg/kg	0.1		-	-	-	-	-	-	-	-	-	-	-
	Bis(2-chloroethyl)ether	mg/kg	0.1		-	-	-	-	-	-	-	-	-	-	-
	Bis(2-chloroisopropyl) ether	mg/kg	0.1		-	-	-	-	-	-	-	-	-	-	-
	Bis(2-ethylhexyl) phthalate	mg/kg	0.5		-	-	-	-	-	-	-	-	-	-	-
	Butyl benzyl phthalate	mg/kg	0.1		-	-	-	-	-	-	-	-	-	-	-
	Carbazole	mg/kg	0.1		-	-	-	-	-	-	-	-	-	-	-
	Dibenzofuran	mg/kg	0.1		-	-	-	-	-	-	-	-	-	-	-
	Diethylphthalate	mg/kg	0.1		-	-	-	-	-	-	-	-	-	-	-
	Dimethyl phthalate	mg/kg	0.1		-	-	-	-	-	-	-	-	-	-	-
	Di-n-butyl phthalate	mg/kg	0.1		-	-	-	-	-	-	-	-	-	-	-
	Di-n-octyl phthalate	mg/kg	0.5		-	-	-	-	-	-	-	-	-	-	-
	Hexachlorobenzene	mg/kg	0.1	16	-	-	-	-	-	-	-	-	-	-	-
	Hexachlorocyclopentadiene	mg/kg	0.1		-	-	-	-	-	-	-	-	-	-	-
	Hexachloroethane	mg/kg	0.1		-	-	-	-	-	-	-	-	-	-	-
	Isophorone	mg/kg	0.1		-	-	-	-	-	-	-	-	-	-	-
	Nitrobenzene	mg/kg	0.1		-	-	-	-	-	-	-	-	-	-	-
	N-nitrosodi-n-propylamine	mg/kg	0.1		-	-	-	-	-	-	-	-	-	-	-
	Pentachlorophenol	mg/kg	0.1	60	-	-	-	-	-	-	-	-	-	-	-

				Location_Code	BH09011	BH09011	BH10003	BH10003	BH10003	BH10003	BH10003	BH10003	BH10004	BH10004	BH10004
				Sample_Depth_Range (m)	0.85-0.9	5.6-5.65	0.05-0.3	0.5	1.45	13.1	3.1	9.1	0.05	1.8	4
				Sampled_Date_Time	09/10/2019	10/10/2019	24/09/2019	24/09/2019	24/09/2019	26/09/2019	25/09/2019	26/09/2019	30/09/2019	23/10/2019	02/10/2019
				LQM S4UL Public Open Space (POS) Residential - 1% SOM (GAC)											
Chem_Group	ChemName	output unit	MDL												
Phenolics	3-&4-methylphenol	mg/kg	0.1		-	-	-	-	-	-	-	-	-	-	-
	Phenol	mg/kg	0.1	(dir)760[#6]	-	-	-	-	-	-	-	-	-	-	-
	Total Phenols	mg/kg	0.2		<0.2	<0.2	<0.2	<0.2	<0.2	<0.2	<0.2	<0.2	<0.2	<0.2	<0.2
Other	% Moisture at <40C	% w/w	0.1		7.7	19.4	13.6	17.2	19.6	41.2	19.1	22.8	16.8	19.3	25.2
	Organic Carbon	percent	0.03		<0.03	0.04	1.74	0.25	0.34	1.38	0.07	0.24	1.6	0.12	0.11
	% Stones >10mm	% w/w	0.1		43.8	<0.1	<0.1	<0.1	<0.1	<0.1	<0.1	<0.1	<0.1	3.2	<0.1
	pH (Lab)	pH_Units	0.01		8.04	8.91	8.18	8.53	8.46	8.35	8.5	5.48	7.66	8.85	8.01
SVOC TIC	SVOC Tentatively Identified Compounds	mg/kg	0.1		-	-	-	-	-	-	-	-	-	-	-
VOC TIC	VOC Tentatively Identified Compounds	mg/kg	0.001		-	-	-	-	-	-	-	-	-	-	-

Environmental Standards Comments

#1:Criteria presented is for p-xylene. A separate value is presented for o-xylene.
#2:GAC is only presented as speciated chromium. 7.7mg/kg is used for hexavalent. If hexavalent chromium (CrVI) data is available, a value of 1,500mg/kg may be appropriate for the remaining trivalent chromium (CrIII).
#3:C4SL for lead adopted
#4:GAC only presented as speciated mercury. 16mg/kg is used for elemental mercury. If the CSM indicates that elemental mercury is not a CoC and mercury is present in an inorganic form, a value of 120mg/kg for inorganic mercury may be appropriate
#5:Updated S4UL for nickel
#6:S4UL based on a threshold protective of direct skin contact with phenol

Legend

24	Result exceeds GAC
NAD	No asbestos detected
-	Determinand not analysed for in sample

Notes

With the exception of pH, where a result is given as a range the sample has been tested for a determinand twice using two different methods.

				Location_Code	BH10008	BH10008	BH10008	BH11003	BH11003	BH11004	BH11004	BH11007	BH11007	BH11007	BH11007
				Sample_Depth_Range (m)	0.05-0.1	1.1-1.2	4-4.5	0.05-0.15	0.6-0.7	0.05	2.5-2.95	0.05-0.2	0.4-0.5	16.77-16.92	2.9-3
				Sampled_Date_Time	16/09/2019	16/09/2019	19/09/2019	09/09/2019	09/09/2019	11/09/2019	12/09/2019	02/09/2019	02/09/2019	26/09/2019	03/09/2019
				LQM S4UL Public Open Space (POS) Residential - 1% SOM (GAC)											
Chem_Group	**ChemName**	**output unit**	**MDL**												
BTEX and MTBE	Benzene	mg/kg	0.001	72	-	-	-	-	-	-	<0.001	-	-	-	-
	Toluene	mg/kg	0.001	56000	-	-	-	-	-	-	<0.001	-	-	-	-
	Ethylbenzene	mg/kg	0.001	24000	-	-	-	-	-	-	<0.001	-	-	-	-
	Xylene (m & p)	mg/kg	0.001	41000[#1]	-	-	-	-	-	-	<0.001	-	-	-	-
	Xylene (o)	mg/kg	0.001	41000	-	-	-	-	-	-	<0.001	-	-	-	-
Metals	Arsenic	mg/kg	1	79	9	4	4	6	1	6	<1	6	6	<1	6
	Boron	mg/kg	1	21000	1.3	<1	<1	1.3	<1	<1	<1	<1	<1	<1	<1
	Cadmium	mg/kg	0.5	120	0.9	0.9	<0.5	1.7	<0.5	0.7	0.6	1.1	1.1	<0.5	0.9
	Chromium (hexavalent)	mg/kg	1	7.7[#2]	<1	<1	<1	<1	<1	<1	<1	<1	<1	<1	<1
	Chromium (Trivalent)	mg/kg	0.9	1500[#2]	23	33	17	23	2	16	23	22	26	-	21
	Copper	mg/kg	1	12000	13	8	3	23	<1	9	2	10	8	<1	6
	Lead	mg/kg	1	630[#3]	346	14	4	42	2	32	3	22	12	1	6
	Mercury	mg/kg	0.17	14[#4]	<0.17	<0.17	<0.17	0.18	<0.17	<0.17	<0.17	<0.17	<0.17	0.73	<0.17
	Nickel	mg/kg	1	230[#5]	15	21	13	17	2	8	12	17	20	15	20
	Selenium	mg/kg	1	1100	<1	<1	<1	<1	<1	<1	<1	<1	<1	<1	<1
	Zinc	mg/kg	5	81000	59	52	24	80	<5	47	17	49	39	15	24
Asbestos	Anthophyllite	Detect			NAD	NAD	NAD	NAD	NAD	NAD	NAD	NAD	NAD	NAD	NAD
	Asbestos Containing Material	Detect			NAD	NAD	NAD	NAD	NAD	NAD	NAD	NAD	NAD	NAD	NAD
	Asbestos Matrix (microscope)	-			NAD	NAD	NAD	NAD	NAD	NAD	NAD	NAD	NAD	NAD	NAD
	Asbestos Matrix (visual)	-			NAD	NAD	NAD	NAD	NAD	NAD	NAD	NAD	NAD	NAD	NAD
	Asbestos: Actinolite	Detect			NAD	NAD	NAD	NAD	NAD	NAD	NAD	NAD	NAD	NAD	NAD
	Crocidolite Asbestos	Detect			NAD	NAD	NAD	NAD	NAD	NAD	NAD	NAD	NAD	NAD	NAD
	Asbestos Gravimetric Quantification	%	0.001		-	-	-	-	-	-	-	-	-	-	-
	Chrysotile Asbestos	Detect			NAD	NAD	NAD	NAD	NAD	NAD	NAD	NAD	NAD	NAD	NAD
	Amosite Asbestos	Detect			NAD	NAD	NAD	NAD	NAD	NAD	NAD	NAD	NAD	NAD	NAD
	Tremolite	Detect			NAD	NAD	NAD	NAD	NAD	NAD	NAD	NAD	NAD	NAD	NAD
Inorganics	Cyanide (Free)	mg/kg	1		<1	<1	<1	<1	<1	<1	<1	<1	<1	<1	<1
	Cyanide Total	mg/kg	1		<1	<1	<1	<1	<1	<1	<1	<1	<1	<1	<1
PAH	Naphthalene	mg/kg	0.03	4900	<0.03	<0.03	<0.03	<0.03	<0.03	<0.3	<0.03	<0.03	<0.03	<0.03	<0.03
	Acenaphthene	mg/kg	0.01	15000	<0.01	<0.01	<0.01	<0.01	<0.01	<0.1	<0.01	<0.01	<0.01	<0.01	<0.01
	Acenaphthylene	mg/kg	0.01	15000	<0.01	<0.01	<0.01	0.02	<0.01	<0.1	<0.01	<0.01	<0.01	<0.01	<0.01
	Fluoranthene	mg/kg	0.08	3100	0.22	<0.08	<0.08	0.48	<0.08	<0.8	<0.08	<0.08	<0.08	<0.08	<0.08
	Anthracene	mg/kg	0.02	74000	<0.02	<0.02	<0.02	0.03	<0.02	<0.2	<0.02	<0.02	<0.02	<0.02	<0.02
	Phenanthrene	mg/kg	0.03	3100	0.09	<0.03	<0.03	0.13	<0.03	<0.3	<0.03	<0.03	<0.03	<0.03	<0.03
	Fluorene	mg/kg	0.01	9900	<0.01	<0.01	<0.01	<0.01	<0.01	<0.1	<0.01	<0.01	<0.01	<0.01	<0.01
	Chrysene	mg/kg	0.06	57	0.15	<0.06	<0.06	0.31	<0.06	<0.6	<0.06	<0.06	<0.06	<0.06	<0.06
	Pyrene	mg/kg	0.07	7400	0.2	<0.07	<0.07	0.43	<0.07	<0.7	<0.07	<0.07	<0.07	<0.07	<0.07
	Benzo(a)anthracene	mg/kg	0.04	29	0.12	<0.04	<0.04	0.27	<0.04	<0.4	<0.04	<0.04	<0.04	<0.04	<0.04
	Benzo(b)fluoranthene	mg/kg	0.05	7.1	0.18	<0.05	<0.05	0.39	<0.05	<0.5	<0.05	<0.05	<0.05	<0.05	<0.05
	Benzo(k)fluoranthene	mg/kg	0.07	190	<0.07	<0.07	<0.07	0.13	<0.07	<0.7	<0.07	<0.07	<0.07	<0.07	<0.07
	Benzo(a)pyrene	mg/kg	0.04	5.7	0.12	<0.04	<0.04	0.3	<0.04	<0.4	<0.04	<0.04	<0.04	<0.04	<0.04
	Dibenz(a,h)anthracene	mg/kg	0.04	0.57	<0.04	<0.04	<0.04	0.05	<0.04	<0.4	<0.04	<0.04	<0.04	<0.04	<0.04
	Benzo(g,h,i)perylene	mg/kg	0.05	640	0.11	<0.05	<0.05	0.24	<0.05	<0.5	<0.05	<0.05	<0.05	<0.05	<0.05
	Indeno(1,2,3-c,d)pyrene	mg/kg	0.03	82	0.12	<0.03	<0.03	0.26	<0.03	<0.3	<0.03	<0.03	<0.03	<0.03	<0.03
	PAH 16 Total	mg/kg	0.01		1.31	<0.08	<0.08	3.04	<0.08	<0.8	<0.08	<0.08	<0.08	<0.08	<0.08
TPH	>C6-C8	mg/kg	5		<5	<5	<5	<5	<5	<100	<5	<5	<5	<5	<5
	>C8-C10	mg/kg	1		<1	<1	<1	<1	<1	<20	<1	<1	<1	<1	<1
	>C10-C12	mg/kg	1		<1	<1	<1	<1	<1	<20	<1	<1	<1	<1	<1
	>C12-C16	mg/kg	2		<2	<2	<2	<2	<2	479	<2	<2	<2	<2	<2
	>C16-C21	mg/kg	2		3	<2	<2	6	<2	6690	<2	<2	<2	<2	<2
	>C21-C40	mg/kg	5		55	<5	<5	80	<5	6260	<5	6	<5	12	<5
	Total Petroleum Hydrocarbons	mg/kg	5		58	<5	<5	86	<5	13,400	<5	6	<5	12	<5

				Location_Code	BH10008	BH10008	BH10008	BH11003	BH11003	BH11004	BH11004	BH11007	BH11007	BH11007	BH11007
				Sample_Depth_Range (m)	0.05-0.1	1.1-1.2	4-4.5	0.05-0.15	0.6-0.7	0.05	2.5-2.95	0.05-0.2	0.4-0.5	16.77-16.92	2.9-3
				Sampled_Date_Time	16/09/2019	16/09/2019	19/09/2019	09/09/2019	09/09/2019	11/09/2019	12/09/2019	02/09/2019	02/09/2019	26/09/2019	03/09/2019
				LQM S4UL Public Open Space (POS) Residential - 1% SOM (GAC)											
Chem_Group	ChemName	outout unit	MDL												
VOC	cis-1,3-dichloropropene	mg/kg	0.001		-	-	-	-	-	-	<0.001	-	-	-	-
	Styrene	mg/kg	0.001		-	-	-	-	-	-	<0.001	-	-	-	-
	Sum Tetrachloroethene and Trichloroethene	mg/kg	0.002		-	-	-	-	-	-	<0.002	-	-	-	-
	trans-1,3-dichloropropene	mg/kg	0.001		-	-	-	-	-	-	<0.001	-	-	-	-
	1,1,1,2-tetrachloroethane	mg/kg	0.001	1400	-	-	-	-	-	-	<0.001	-	-	-	-
	1,1,1-trichloroethane	mg/kg	0.001	140000	-	-	-	-	-	-	<0.001	-	-	-	-
	1,1,2,2-tetrachloroethane	mg/kg	0.001	1400	-	-	-	-	-	-	<0.001	-	-	-	-
	1,1,2-trichloroethane	mg/kg	0.001		-	-	-	-	-	-	<0.001	-	-	-	-
	1,1-dichloroethane	mg/kg	0.001		-	-	-	-	-	-	<0.001	-	-	-	-
	1,1-dichloroethene	mg/kg	0.001		-	-	-	-	-	-	<0.001	-	-	-	-
	1,1-dichloropropene	mg/kg	0.001		-	-	-	-	-	-	<0.001	-	-	-	-
	1,2,3-trichloropropane	mg/kg	0.001		-	-	-	-	-	-	<0.001	-	-	-	-
	1,2,4-trimethylbenzene	mg/kg	0.001		-	-	-	-	-	-	<0.001	-	-	-	-
	1,2-dibromo-3-chloropropane	mg/kg	0.002		-	-	-	-	-	-	<0.002	-	-	-	-
	1,2-dibromoethane	mg/kg	0.001		-	-	-	-	-	-	<0.001	-	-	-	-
	1,2-dichloroethane	mg/kg	0.002	29	-	-	-	-	-	-	<0.002	-	-	-	-
	1,2-Dichloroethene (cis & trans)	mg/kg	0.002		-	-	-	-	-	-	<0.002	-	-	-	-
	1,2-dichloropropane	mg/kg	0.001		-	-	-	-	-	-	<0.001	-	-	-	-
	1,3,5-trimethylbenzene	mg/kg	0.001		-	-	-	-	-	-	<0.001	-	-	-	-
	1,3-dichloropropane	mg/kg	0.001		-	-	-	-	-	-	<0.001	-	-	-	-
	2,2-dichloropropane	mg/kg	0.001		-	-	-	-	-	-	<0.001	-	-	-	-
	Trihalomethanes	mg/kg	0.004		-	-	-	-	-	-	<0.015	-	-	-	-
	2-chlorotoluene	mg/kg	0.001		-	-	-	-	-	-	<0.001	-	-	-	-
	4-chlorotoluene	mg/kg	0.001		-	-	-	-	-	-	<0.001	-	-	-	-
	Bromobenzene	mg/kg	0.001		-	-	-	-	-	-	<0.001	-	-	-	-
	Bromochloromethane	mg/kg	0.005		-	-	-	-	-	-	<0.005	-	-	-	-
	Bromodichloromethane	mg/kg	0.01		-	-	-	-	-	-	<0.01	-	-	-	-
	Bromoform	mg/kg	0.001		-	-	-	-	-	-	<0.001	-	-	-	-
	Bromomethane	mg/kg	0.001		-	-	-	-	-	-	<0.001	-	-	-	-
	Carbon disulfide	mg/kg	0.001	11000	-	-	-	-	-	-	<0.001	-	-	-	-
	Carbon tetrachloride	mg/kg	0.001	890	-	-	-	-	-	-	<0.001	-	-	-	-
	Chlorodibromomethane	mg/kg	0.003		-	-	-	-	-	-	<0.003	-	-	-	-
	Chloroethane	mg/kg	0.001		-	-	-	-	-	-	<0.001	-	-	-	-
	Chloroform	mg/kg	0.001	2500	-	-	-	-	-	-	<0.001	-	-	-	-
	Chloromethane	mg/kg	0.01		-	-	-	-	-	-	<0.01	-	-	-	-
	cis-1,2-dichloroethene	mg/kg	0.001		-	-	-	-	-	-	<0.001	-	-	-	-
	Dibromomethane	mg/kg	0.001		-	-	-	-	-	-	<0.001	-	-	-	-
	Dichlorodifluoromethane	mg/kg	0.001		-	-	-	-	-	-	<0.001	-	-	-	-
	Dichloromethane	mg/kg	0.005		-	-	-	-	-	-	<0.005	-	-	-	-
	Isopropylbenzene	mg/kg	0.001		-	-	-	-	-	-	<0.001	-	-	-	-
	n-butylbenzene	mg/kg	0.001		-	-	-	-	-	-	<0.001	-	-	-	-
	n-propylbenzene	mg/kg	0.001		-	-	-	-	-	-	<0.001	-	-	-	-
	p-isopropyltoluene	mg/kg	0.001		-	-	-	-	-	-	<0.001	-	-	-	-
	sec-butylbenzene	mg/kg	0.001		-	-	-	-	-	-	<0.001	-	-	-	-
	Trichloroethene	mg/kg	0.001	120	-	-	-	-	-	-	<0.001	-	-	-	-
	tert-butylbenzene	mg/kg	0.002		-	-	-	-	-	-	<0.002	-	-	-	-
	Tetrachloroethene	mg/kg	0.001	1400	-	-	-	-	-	-	<0.001	-	-	-	-
	trans-1,2-dichloroethene	mg/kg	0.001		-	-	-	-	-	-	<0.001	-	-	-	-
	Trichlorofluoromethane	mg/kg	0.001		-	-	-	-	-	-	<0.001	-	-	-	-
	Vinyl chloride	mg/kg	0.001	3.5	-	-	-	-	-	-	<0.001	-	-	-	-
VOC/SVOC	1,2,3-trichlorobenzene	mg/kg	0.003	1800	-	-	-	-	-	-	<0.003	-	-	-	-
	1,2,4-trichlorobenzene	mg/kg	0.003	15000	-	-	-	-	-	-	<0.003	-	-	-	-
	1,2-dichlorobenzene	mg/kg	0.001	90000	-	-	-	-	-	-	<0.001	-	-	-	-
	1,3-dichlorobenzene	mg/kg	0.001	300	-	-	-	-	-	-	<0.001	-	-	-	-
	1,4-dichlorobenzene	mg/kg	0.001	17000	-	-	-	-	-	-	<0.001	-	-	-	-
	Chlorobenzene	mg/kg	0.001	11000	-	-	-	-	-	-	<0.001	-	-	-	-
	Dichlorobenzene	mg/kg	0.003		-	-	-	-	-	-	<0.003	-	-	-	-
	Hexachlorobutadiene	mg/kg	0.001	25	-	-	-	-	-	-	<0.001	-	-	-	-
	Trichlorobenzene (total)	mg/kg	0.006		-	-	-	-	-	-	<0.006	-	-	-	-
SVOC	4-nitrophenol	mg/kg	0.1		-	-	-	-	-	-	<0.1	-	-	-	-
	Perylene	mg/kg	0.1		-	-	-	-	-	-	<0.1	-	-	-	-
	2,4,5-trichlorophenol	mg/kg	0.1		-	-	-	-	-	-	<0.1	-	-	-	-
	2,4,6-trichlorophenol	mg/kg	0.1		-	-	-	-	-	-	<0.1	-	-	-	-
	2,4-dichlorophenol	mg/kg	0.1		-	-	-	-	-	-	<0.1	-	-	-	-
	2,4-dimethylphenol	mg/kg	0.1		-	-	-	-	-	-	<0.1	-	-	-	-
	2,4-dinitrotoluene	mg/kg	0.1		-	-	-	-	-	-	<0.1	-	-	-	-
	2,6-dinitrotoluene	mg/kg	0.1		-	-	-	-	-	-	<0.1	-	-	-	-
	2-chloronaphthalene	mg/kg	0.1		-	-	-	-	-	-	<0.1	-	-	-	-
	2-chlorophenol	mg/kg	0.1		-	-	-	-	-	-	<0.1	-	-	-	-
	2-methylnaphthalene	mg/kg	0.1		-	-	-	-	-	-	<0.1	-	-	-	-
	2-methylphenol	mg/kg	0.1		-	-	-	-	-	-	<0.1	-	-	-	-
	2-nitrophenol	mg/kg	0.1		-	-	-	-	-	-	<0.1	-	-	-	-
	4-chloro-3-methylphenol	mg/kg	0.1		-	-	-	-	-	-	<0.1	-	-	-	-
	Bis(2-chloroethoxy) methane	mg/kg	0.1		-	-	-	-	-	-	<0.1	-	-	-	-
	Bis(2-chloroethyl)ether	mg/kg	0.1		-	-	-	-	-	-	<0.1	-	-	-	-
	Bis(2-chloroisopropyl) ether	mg/kg	0.1		-	-	-	-	-	-	<0.1	-	-	-	-
	Bis(2-ethylhexyl) phthalate	mg/kg	0.5		-	-	-	-	-	-	<0.5	-	-	-	-
	Butyl benzyl phthalate	mg/kg	0.1		-	-	-	-	-	-	<0.1	-	-	-	-
	Carbazole	mg/kg	0.1		-	-	-	-	-	-	<0.1	-	-	-	-
	Dibenzofuran	mg/kg	0.1		-	-	-	-	-	-	<0.1	-	-	-	-
	Diethylphthalate	mg/kg	0.1		-	-	-	-	-	-	<0.1	-	-	-	-
	Dimethyl phthalate	mg/kg	0.1		-	-	-	-	-	-	<0.1	-	-	-	-
	Di-n-butyl phthalate	mg/kg	0.1		-	-	-	-	-	-	<0.1	-	-	-	-
	Di-n-octyl phthalate	mg/kg	0.5		-	-	-	-	-	-	<0.5	-	-	-	-
	Hexachlorobenzene	mg/kg	0.1	16	-	-	-	-	-	-	<0.1	-	-	-	-
	Hexachlorocyclopentadiene	mg/kg	0.1		-	-	-	-	-	-	<0.1	-	-	-	-
	Hexachloroethane	mg/kg	0.1		-	-	-	-	-	-	<0.1	-	-	-	-
	Isophorone	mg/kg	0.1		-	-	-	-	-	-	<0.1	-	-	-	-
	Nitrobenzene	mg/kg	0.1		-	-	-	-	-	-	<0.1	-	-	-	-
	N-nitrosodi-n-propylamine	mg/kg	0.1		-	-	-	-	-	-	<0.1	-	-	-	-
	Pentachlorophenol	mg/kg	0.1	60	-	-	-	-	-	-	<0.1	-	-	-	-

				Location_Code	BH10008	BH10008	BH10008	BH11003	BH11003	BH11004	BH11004	BH11007	BH11007	BH11007	BH11007
				Sample_Depth_Range (m)	0.05-0.1	1.1-1.2	4-4.5	0.05-0.15	0.6-0.7	0.05	2.5-2.95	0.05-0.2	0.4-0.5	16.77-16.92	2.9-3
				Sampled_Date_Time	16/09/2019	16/09/2019	19/09/2019	09/09/2019	09/09/2019	11/09/2019	12/09/2019	02/09/2019	02/09/2019	26/09/2019	03/09/2019
				LQM S4UL Public Open Space (POS) Residential - 1% SOM (GAC)											
Chem_Group	ChemName	output unit	MDL												
Phenolics	3-&4-methylphenol	mg/kg	0.1		-	-	-	-	-	-	<0.1	-	-	-	-
	Phenol	mg/kg	0.1	(dir)760[#6]	-	-	-	-	-	-	<0.1	-	-	-	-
	Total Phenols	mg/kg	0.2		<0.2	<0.2	<0.2	<0.2	<0.2	<0.2	<0.2	<0.2	<0.2	<0.2	<0.2
Other	% Moisture at <40C	% w/w	0.1		7.5	11.7	16.1	10.3	0.6	4.6	20.7	11.3	8.2	23.8	8
	Organic Carbon	percent	0.03		1.87	0.27	<0.03	4.1	0.08	1.33	0.08	0.85	0.29	1.53	<0.03
	% Stones >10mm	% w/w	0.1		4	<0.1	<0.1	8	72.5	23.1	0.1	<0.1	1.8	<0.1	<0.1
	pH (Lab)	pH Units	0.01		7.35	7.48	8.18	7.55	8.49	8.35	8.76	6.83	7.09	8.35	8.37
SVOC TIC	SVOC Tentatively Identified Compounds	mg/kg	0.1		-	-	-	-	-	-	0.1	-	-	-	-
VOC TIC	VOC Tentatively Identified Compounds	mg/kg	0.001		-	-	-	-	-	-	0.001	-	-	-	-

Environmental Standards Comments

#1:Criteria presented is for p-xylene. A separate value is presented for o-xylene.
#2:GAC is only presented as speciated chromium. 7.7mg/kg is used for hexavalent. If hexavalent chromium (CrVI) data is available, a value of 1,500mg/kg may be appropriate for the remaining trivalent chromium (CrIII).
#3:C4SL for lead adopted
#4:GAC only presented as speciated mercury. 16mg/kg is used for elemental mercury. If the CSM indicates that elemental mercury is not a CoC and mercury is present in an inorganic form, a value of 120mg/kg for inorganic mercury may be appropriate
#5:Updated S4UL for nickel
#6:S4UL based on a threshold protective of direct skin contact with phenol

Legend

24	Result exceeds GAC
NAD	No asbestos detected
-	Determinand not analysed for in sample

Notes

With the exception of pH, where a result is given as a range the sample has been tested for a determinand twice using two different methods.

				Location_Code	BH12003	BH12003	BH12003	BH12005	BH12005	BH12005	BH12011	BH12011	BH12011	BH12011	BH12011
				Sample_Depth_Range (m)	0-0.05	1.15-1.2	1.2-1.5	0.15-0.2	1.55-1.6	20.26-20.5	0.05-0.1	0.15-0.2	0.95-1	1.55-1.6	5.6-5.65
				Sampled_Date_Time	23/08/2019	23/08/2019	28/08/2019	02/09/2019	02/09/2019	07/10/2019	27/09/2019	27/09/2019	27/09/2019	27/09/2019	27/09/2019
				LQM S4UL Public Open Space (POS) Residential - 1% SOM (GAC)											
Chem_Group	**ChemName**	**output unit**	**MDL**												
BTEX and MTBE	Benzene	mg/kg	0.001	72	-	-	-	-	-	-	-	-	<0.001	-	-
	Toluene	mg/kg	0.001	56000	-	-	-	-	-	-	-	-	<0.001	-	-
	Ethylbenzene	mg/kg	0.001	24000	-	-	-	-	-	-	-	-	<0.001	-	-
	Xylene (m & p)	mg/kg	0.001	41000[#1]	-	-	-	-	-	-	-	-	<0.001	-	-
	Xylene (o)	mg/kg	0.001	41000	-	-	-	-	-	-	-	-	<0.001	-	-
Metals	Arsenic	mg/kg	1	79	8	6	1	6	3	2	3	4	5	8	15
	Boron	mg/kg	1	21000	<1	<1	<1	<1	<1	<1	<1	3.1	2.6	<1	<1
	Cadmium	mg/kg	0.5	120	<0.5	<0.5	<0.5	0.8	0.7	<0.5	<0.5	<0.5	<0.5	<0.5	<0.5
	Chromium (hexavalent)	mg/kg	1	7.7[#2]	<1	<1	<1	<1	<1	<1	<1	<1	<1	<1	<1
	Chromium (Trivalent)	mg/kg	0.9	1500[#2]	23	27	31	15	27	4	9	17	34	26	32
	Copper	mg/kg	1	12000	11	7	3	8	2	185	20	13	26	4	1
	Lead	mg/kg	1	630[#3]	28	8	4	27	3	<1	29	46	61	8	5
	Mercury	mg/kg	0.17	16[#4]	<0.17	<0.17	<0.17	<0.17	<0.17	1.3	<0.17	<0.17	<0.17	<0.17	<0.17
	Nickel	mg/kg	1	230[#5]	16	21	16	10	8	46	9	11	16	15	14
	Selenium	mg/kg	1	1100	<1	<1	<1	<1	<1	<1	<1	<1	<1	<1	<1
	Zinc	mg/kg	5	81000	49	31	26	42	16	69	112	51	80	23	23
Asbestos	Anthophyllite	Detect			NAD	NAD	NAD	NAD	NAD	NAD	NAD	NAD	NAD	NAD	NAD
	Asbestos Containing Material	Detect			NAD	NAD	NAD	NAD	NAD	NAD	NAD	NAD	NAD	NAD	NAD
	Asbestos Matrix (microscope)	-			NAD	NAD	NAD	NAD	NAD	NAD	NAD	NAD	Detected	NAD	NAD
	Asbestos Matrix (visual)	-			NAD	NAD	NAD	NAD	NAD	NAD	NAD	NAD	NAD	NAD	NAD
	Asbestos: Actinolite	Detect			NAD	NAD	NAD	NAD	NAD	NAD	NAD	NAD	NAD	NAD	NAD
	Crocidolite Asbestos	Detect			NAD	NAD	NAD	NAD	NAD	NAD	NAD	NAD	NAD	NAD	NAD
	Asbestos Gravimetric Quantification	%	0.001		-	-	-	-	-	-	-	-	<0.001	-	-
	Chrysotile Asbestos	Detect			NAD	NAD	NAD	NAD	NAD	NAD	NAD	NAD	Detected	NAD	NAD
	Amosite Asbestos	Detect			NAD	NAD	NAD	NAD	NAD	NAD	NAD	NAD	NAD	NAD	NAD
	Tremolite	Detect			NAD	NAD	NAD	NAD	NAD	NAD	NAD	NAD	NAD	NAD	NAD
Inorganics	Cyanide (Free)	mg/kg	1		<1	<1	<1	<1	<1	<1	<1	<1	<1	<1	<1
	Cyanide Total	mg/kg	1		<1	<1	<1	<1	<1	<1	<1	<1	<1	<1	<1
PAH	Naphthalene	mg/kg	0.03	4900	<0.03	<0.03	<0.03	<0.03	<0.03	<0.03	<0.3	0.06	0.39	<0.03	<0.03
	Acenaphthene	mg/kg	0.01	15000	<0.01	<0.01	<0.01	<0.01	<0.01	<0.01	1.17	0.34	0.32	0.02	<0.01
	Acenaphthylene	mg/kg	0.01	15000	<0.01	<0.01	<0.01	<0.01	<0.01	<0.01	0.3	0.08	0.07	<0.01	<0.01
	Fluoranthene	mg/kg	0.08	3100	0.16	<0.08	<0.08	0.26	<0.08	<0.08	19.3	5.35	5.13	0.37	<0.08
	Anthracene	mg/kg	0.02	74000	<0.02	<0.02	<0.02	<0.02	<0.02	<0.02	3.87	0.82	0.87	0.07	<0.02
	Phenanthrene	mg/kg	0.03	3100	0.05	<0.03	<0.03	0.11	<0.03	<0.03	16	2.89	2.99	0.3	<0.03
	Fluorene	mg/kg	0.01	9900	<0.01	<0.01	<0.01	<0.01	<0.01	<0.01	1.58	0.36	0.41	0.03	<0.01
	Chrysene	mg/kg	0.06	57	0.1	<0.06	<0.06	0.15	<0.06	<0.06	8.01	2.74	2.25	0.14	<0.06
	Pyrene	mg/kg	0.07	7400	0.14	<0.07	<0.07	0.22	<0.07	<0.07	16.5	4.76	4.22	0.3	<0.07
	Benzo(a)anthracene	mg/kg	0.04	29	0.08	<0.04	<0.04	0.11	<0.04	<0.04	7.7	2.96	2.46	0.14	<0.04
	Benzo(b)fluoranthene	mg/kg	0.05	7.1	0.14	<0.05	<0.05	0.12	<0.05	<0.05	6.94	3.45	2.54	<0.05	<0.05
	Benzo(k)fluoranthene	mg/kg	0.07	190	<0.07	<0.07	<0.07	<0.07	<0.07	<0.07	2.67	1.27	0.87	<0.07	<0.07
	Benzo(a)pyrene	mg/kg	0.04	5.7	0.1	<0.04	<0.04	0.11	<0.04	<0.04	5.9	3.14	2.2	0.12	<0.04
	Dibenz(a,h)anthracene	mg/kg	0.04	0.57	<0.04	<0.04	<0.04	<0.04	<0.04	<0.04	0.95	0.94	0.65	<0.04	<0.04
	Benzo(g,h,i)perylene	mg/kg	0.05	640	0.07	<0.05	<0.05	0.06	<0.05	<0.05	3.99	2.49	1.88	0.1	<0.05
	Indeno(1,2,3-c,d)pyrene	mg/kg	0.03	82	0.08	<0.03	<0.03	0.08	<0.03	<0.03	4.68	3.03	2.14	0.11	<0.03
	PAH 16 Total	mg/kg	0.01		0.92	<0.08	<0.08	1.22	<0.08	<0.08	99.6	34.7	29.4	1.7	<0.08
TPH	>C6-C8	mg/kg	5		<5	<5	<5	<5	<5	<5	<100	<5	<5	<5	<5
	>C8-C10	mg/kg	1		<1	<1	<1	<1	<1	<1	<20	<1	<1	<1	<1
	>C10-C12	mg/kg	1		<1	<1	<1	<1	<1	<1	<20	<1	1	<1	<1
	>C12-C16	mg/kg	2		<2	<2	<2	<2	<2	<2	83	17	11	<2	<2
	>C16-C21	mg/kg	2		2	<2	<2	<2	<2	<2	865	149	61	<2	<2
	>C21-C40	mg/kg	5		19	<5	<5	28	<5	42	9020	1570	573	13	<5
	Total Petroleum Hydrocarbons	mg/kg	5		21	<5	<5	28	<5	42	9970	1740	646	13	<5

				Location_Code	BH12003	BH12003	BH12003	BH12005	BH12005	BH12005	BH12011	BH12011	BH12011	BH12011	BH12011
				Sample_Depth_Range (m)	0-0.05	1.15-1.2	1.2-1.5	0.15-0.2	1.55-1.6	20.26-20.5	0.05-0.1	0.15-0.2	0.95-1	1.55-1.6	5.6-5.65
				Sampled_Date_Time	23/08/2019	23/08/2019	28/08/2019	02/09/2019	02/09/2019	07/10/2019	27/09/2019	27/09/2019	27/09/2019	27/09/2019	27/09/2019
				LQM S4UL Public Open Space (POS) Residential - 1% SOM (GAC)											
Chem_Group	ChemName	outout unit	MDL												
VOC	cis-1,3-dichloropropene	mg/kg	0.001		-	-	-	-	-	-	-	-	<0.001	-	-
	Styrene	mg/kg	0.001		-	-	-	-	-	-	-	-	<0.001	-	-
	Sum Tetrachloroethene and Trichloroethene	mg/kg	0.002		-	-	-	-	-	-	-	-	<0.002	-	-
	trans-1,3-dichloropropene	mg/kg	0.001		-	-	-	-	-	-	-	-	<0.001	-	-
	1,1,1,2-tetrachloroethane	mg/kg	0.001	1400	-	-	-	-	-	-	-	-	<0.001	-	-
	1,1,1-trichloroethane	mg/kg	0.001	140000	-	-	-	-	-	-	-	-	<0.001	-	-
	1,1,2,2-tetrachloroethane	mg/kg	0.001	1400	-	-	-	-	-	-	-	-	<0.001	-	-
	1,1,2-trichloroethane	mg/kg	0.001		-	-	-	-	-	-	-	-	<0.001	-	-
	1,1-dichloroethane	mg/kg	0.001		-	-	-	-	-	-	-	-	<0.001	-	-
	1,1-dichloroethene	mg/kg	0.001		-	-	-	-	-	-	-	-	<0.001	-	-
	1,1-dichloropropene	mg/kg	0.001		-	-	-	-	-	-	-	-	<0.001	-	-
	1,2,3-trichloropropane	mg/kg	0.001		-	-	-	-	-	-	-	-	<0.001	-	-
	1,2,4-trimethylbenzene	mg/kg	0.001		-	-	-	-	-	-	-	-	<0.001	-	-
	1,2-dibromo-3-chloropropane	mg/kg	0.002		-	-	-	-	-	-	-	-	<0.002	-	-
	1,2-dibromoethane	mg/kg	0.001		-	-	-	-	-	-	-	-	<0.001	-	-
	1,2-dichloroethane	mg/kg	0.002	29	-	-	-	-	-	-	-	-	<0.002	-	-
	1,2-Dichloroethene (cis & trans)	mg/kg	0.002		-	-	-	-	-	-	-	-	<0.002	-	-
	1,2-dichloropropane	mg/kg	0.001		-	-	-	-	-	-	-	-	<0.001	-	-
	1,3,5-trimethylbenzene	mg/kg	0.001		-	-	-	-	-	-	-	-	<0.001	-	-
	1,3-dichloropropane	mg/kg	0.001		-	-	-	-	-	-	-	-	<0.001	-	-
	2,2-dichloropropane	mg/kg	0.001		-	-	-	-	-	-	-	-	<0.001	-	-
	Trihalomethanes	mg/kg	0.004		-	-	-	-	-	-	-	-	<0.015	-	-
	2-chlorotoluene	mg/kg	0.001		-	-	-	-	-	-	-	-	<0.001	-	-
	4-chlorotoluene	mg/kg	0.001		-	-	-	-	-	-	-	-	<0.001	-	-
	Bromobenzene	mg/kg	0.001		-	-	-	-	-	-	-	-	<0.001	-	-
	Bromochloromethane	mg/kg	0.005		-	-	-	-	-	-	-	-	<0.005	-	-
	Bromodichloromethane	mg/kg	0.01		-	-	-	-	-	-	-	-	<0.01	-	-
	Bromoform	mg/kg	0.001		-	-	-	-	-	-	-	-	<0.001	-	-
	Bromomethane	mg/kg	0.001		-	-	-	-	-	-	-	-	<0.001	-	-
	Carbon disulfide	mg/kg	0.001	11000	-	-	-	-	-	-	-	-	<0.001	-	-
	Carbon tetrachloride	mg/kg	0.001	890	-	-	-	-	-	-	-	-	<0.001	-	-
	Chlorodibromomethane	mg/kg	0.003		-	-	-	-	-	-	-	-	<0.003	-	-
	Chloroethane	mg/kg	0.001		-	-	-	-	-	-	-	-	<0.001	-	-
	Chloroform	mg/kg	0.001	2500	-	-	-	-	-	-	-	-	<0.001	-	-
	Chloromethane	mg/kg	0.01		-	-	-	-	-	-	-	-	<0.01	-	-
	cis-1,2-dichloroethene	mg/kg	0.001		-	-	-	-	-	-	-	-	<0.001	-	-
	Dibromomethane	mg/kg	0.001		-	-	-	-	-	-	-	-	<0.001	-	-
	Dichlorodifluoromethane	mg/kg	0.001		-	-	-	-	-	-	-	-	<0.001	-	-
	Dichloromethane	mg/kg	0.005		-	-	-	-	-	-	-	-	<0.005	-	-
	Isopropylbenzene	mg/kg	0.001		-	-	-	-	-	-	-	-	<0.001	-	-
	n-butylbenzene	mg/kg	0.001		-	-	-	-	-	-	-	-	<0.001	-	-
	n-propylbenzene	mg/kg	0.001		-	-	-	-	-	-	-	-	<0.001	-	-
	p-isopropyltoluene	mg/kg	0.001		-	-	-	-	-	-	-	-	<0.001	-	-
	sec-butylbenzene	mg/kg	0.001		-	-	-	-	-	-	-	-	<0.001	-	-
	Trichloroethene	mg/kg	0.001	120	-	-	-	-	-	-	-	-	<0.001	-	-
	tert-butylbenzene	mg/kg	0.002		-	-	-	-	-	-	-	-	<0.002	-	-
	Tetrachloroethene	mg/kg	0.001	1400	-	-	-	-	-	-	-	-	<0.001	-	-
	trans-1,2-dichloroethene	mg/kg	0.001		-	-	-	-	-	-	-	-	<0.001	-	-
	Trichlorofluoromethane	mg/kg	0.001		-	-	-	-	-	-	-	-	<0.001	-	-
	Vinyl chloride	mg/kg	0.001	3.5	-	-	-	-	-	-	-	-	<0.001	-	-
VOC/SVOC	1,2,3-trichlorobenzene	mg/kg	0.003	1800	-	-	-	-	-	-	-	-	<0.003	-	-
	1,2,4-trichlorobenzene	mg/kg	0.003	15000	-	-	-	-	-	-	-	-	<0.003	-	-
	1,2-dichlorobenzene	mg/kg	0.001	90000	-	-	-	-	-	-	-	-	<0.001	-	-
	1,3-dichlorobenzene	mg/kg	0.001	300	-	-	-	-	-	-	-	-	<0.001	-	-
	1,4-dichlorobenzene	mg/kg	0.001	17000	-	-	-	-	-	-	-	-	<0.001	-	-
	Chlorobenzene	mg/kg	0.001	11000	-	-	-	-	-	-	-	-	<0.001	-	-
	Dichlorobenzene	mg/kg	0.003		-	-	-	-	-	-	-	-	<0.003	-	-
	Hexachlorobutadiene	mg/kg	0.001	25	-	-	-	-	-	-	-	-	<0.001	-	-
	Trichlorobenzene (total)	mg/kg	0.006		-	-	-	-	-	-	-	-	<0.006	-	-
SVOC	4-nitrophenol	mg/kg	0.1		-	-	-	-	-	-	-	-	<1	-	-
	Perylene	mg/kg	0.1		-	-	-	-	-	-	-	-	<1	-	-
	2,4,5-trichlorophenol	mg/kg	0.1		-	-	-	-	-	-	-	-	<1	-	-
	2,4,6-trichlorophenol	mg/kg	0.1		-	-	-	-	-	-	-	-	<1	-	-
	2,4-dichlorophenol	mg/kg	0.1		-	-	-	-	-	-	-	-	<1	-	-
	2,4-dimethylphenol	mg/kg	0.1		-	-	-	-	-	-	-	-	<1	-	-
	2,4-dinitrotoluene	mg/kg	0.1		-	-	-	-	-	-	-	-	<1	-	-
	2,6-dinitrotoluene	mg/kg	0.1		-	-	-	-	-	-	-	-	<1	-	-
	2-chloronaphthalene	mg/kg	0.1		-	-	-	-	-	-	-	-	<1	-	-
	2-chlorophenol	mg/kg	0.1		-	-	-	-	-	-	-	-	<1	-	-
	2-methylnaphthalene	mg/kg	0.1		-	-	-	-	-	-	-	-	<1	-	-
	2-methylphenol	mg/kg	0.1		-	-	-	-	-	-	-	-	<1	-	-
	2-nitrophenol	mg/kg	0.1		-	-	-	-	-	-	-	-	<1	-	-
	4-chloro-3-methylphenol	mg/kg	0.1		-	-	-	-	-	-	-	-	<1	-	-
	Bis(2-chloroethoxy) methane	mg/kg	0.1		-	-	-	-	-	-	-	-	<1	-	-
	Bis(2-chloroethyl)ether	mg/kg	0.1		-	-	-	-	-	-	-	-	<1	-	-
	Bis(2-chloroisopropyl) ether	mg/kg	0.1		-	-	-	-	-	-	-	-	<1	-	-
	Bis(2-ethylhexyl) phthalate	mg/kg	0.5		-	-	-	-	-	-	-	-	<5	-	-
	Butyl benzyl phthalate	mg/kg	0.1		-	-	-	-	-	-	-	-	<1	-	-
	Carbazole	mg/kg	0.1		-	-	-	-	-	-	-	-	<1	-	-
	Dibenzofuran	mg/kg	0.1		-	-	-	-	-	-	-	-	<1	-	-
	Diethylphthalate	mg/kg	0.1		-	-	-	-	-	-	-	-	<1	-	-
	Dimethyl phthalate	mg/kg	0.1		-	-	-	-	-	-	-	-	<1	-	-
	Di-n-butyl phthalate	mg/kg	0.1		-	-	-	-	-	-	-	-	<1	-	-
	Di-n-octyl phthalate	mg/kg	0.5		-	-	-	-	-	-	-	-	<5	-	-
	Hexachlorobenzene	mg/kg	0.1	16	-	-	-	-	-	-	-	-	<1	-	-
	Hexachlorocyclopentadiene	mg/kg	0.1		-	-	-	-	-	-	-	-	<1	-	-
	Hexachloroethane	mg/kg	0.1		-	-	-	-	-	-	-	-	<1	-	-
	Isophorone	mg/kg	0.1		-	-	-	-	-	-	-	-	<1	-	-
	Nitrobenzene	mg/kg	0.1		-	-	-	-	-	-	-	-	<1	-	-
	N-nitrosodi-n-propylamine	mg/kg	0.1		-	-	-	-	-	-	-	-	<1	-	-
	Pentachlorophenol	mg/kg	0.1	60	-	-	-	-	-	-	-	-	<1	-	-

				Location_Code	BH12003	BH12003	BH12003	BH12005	BH12005	BH12005	BH12011	BH12011	BH12011	BH12011	BH12011
				Sample_Depth_Range (m)	0-0.05	1.15-1.2	1.2-1.5	0.15-0.2	1.55-1.6	20.26-20.5	0.05-0.1	0.15-0.2	0.95-1	1.55-1.6	5.6-5.65
				Sampled_Date_Time	23/08/2019	23/08/2019	28/08/2019	02/09/2019	02/09/2019	07/10/2019	27/09/2019	27/09/2019	27/09/2019	27/09/2019	27/09/2019
				LQM S4UL Public Open Space (POS) Residential - 1% SOM (GAC)											
Chem_Group	ChemName	output unit	MDL												
Phenolics	3-&4-methylphenol	mg/kg	0.1		-	-	-	-	-	-	-	-	<1	-	-
	Phenol	mg/kg	0.1	(dir)76[#6]	-	-	-	-	-	-	-	-	<1	-	-
	Total Phenols	mg/kg	0.2		<0.2	<0.2	<0.2	<0.2	<0.2	<0.2	<0.2	<0.2	<0.2	<0.2	<0.2
Other	% Moisture at <40C	% w/w	0.1		10.7	5.4	20.7	6.7	22.8	28.1	2.7	8.2	14.5	11.1	29.8
	Organic Carbon	percent	0.03		0.96	0.16	0.11	0.92	0.05	2.28	3.53	4.03	0.49	0.15	0.05
	% Stones >10mm	% w/w	0.1		2	6.8	<0.1	7.3	<0.1	<0.1	38.6	18.7	<0.1	2.2	<0.1
	pH (Lab)	pH Units	0.01		7.89	8.26	8.64	6.56	6.95	8.43	8.42	9.08	10.44	7.44	7.46
SVOC TIC	SVOC Tentatively Identified Compounds	mg/kg	0.1		-	-	-	-	-	-	-	-	0.1	-	-
VOC TIC	VOC Tentatively Identified Compounds	mg/kg	0.001		-	-	-	-	-	-	-	-	0.001	-	-

Environmental Standards Comments

#1:Criteria presented is for p-xylene. A separate value is presented for o-xylene.
#2:GAC is only presented as speciated chromium. 7.7mg/kg is used for hexavalent. If hexavalent chromium (CrVI) data is available, a value of 1,500mg/kg may be appropriate for the remaining trivalent chromium (CrIII).
#3:C4SL for lead adopted
#4:GAC only presented as speciated mercury. 16mg/kg is used for elemental mercury. If the CSM indicates that elemental mercury is not a CoC and mercury is present in an inorganic form, a value of 120mg/kg for inorganic mercury may be appropriate
#5:Updated S4UL for nickel
#6:S4UL based on a threshold protective of direct skin contact with phenol

Legend

24	Result exceeds GAC
NAD	No asbestos detected
-	Determinand not analysed for in sample

Notes

With the exception of pH, where a result is given as a range the sample has been tested for a determinand twice using two different methods.

				Location_Code	BH12012	BH12012	BH12012	BH13002	BH13002	BH13002	BH13002	BH13003	BH13003	BH13003	BH13004
				Sample_Depth_Range (m)	0.15-0.2	0.65-0.7	2.05-2.1	0.15-0.2	0.45-0.5	18.05-18.1	2.05-2.1	0.1-0.15	0.45-0.5	2.55-2.6	0-0.05
				Sampled_Date_Time	19/09/2019	19/09/2019	20/09/2019	04/09/2019	04/09/2019	13/09/2019	10/09/2019	01/10/2019	01/10/2019	01/10/2019	19/08/2019
				LQM S4UL Public Open Space (POS) Residential - 1% SOM (GAC)											
Chem_Group	**ChemName**	**output unit**	**MDL**												
BTEX and MTBE	Benzene	mg/kg	0.001	72	-	-	-	-	-	-	-	-	-	-	-
	Toluene	mg/kg	0.001	56000	-	-	-	-	-	-	-	-	-	-	-
	Ethylbenzene	mg/kg	0.001	24000	-	-	-	-	-	-	-	-	-	-	-
	Xylene (m & p)	mg/kg	0.001	41000[#1]	-	-	-	-	-	-	-	-	-	-	-
	Xylene (o)	mg/kg	0.001	41000	-	-	-	-	-	-	-	-	-	-	-
Metals	Arsenic	mg/kg	1	79	62	11	16	4	4	2	<1	4	4	2	5
	Boron	mg/kg	1	21000	<1	<1	<1	<1	2.5	<1	<1	<1	<1	<1	<1
	Cadmium	mg/kg	0.5	120	0.7	<0.5	<0.5	<0.5	<0.5	<0.5	<0.5	<0.5	<0.5	<0.5	1.1
	Chromium (hexavalent)	mg/kg	1	7.7[#2]	<1	<2	<1	<1	<1	<1	<1	<1	<1	<1	<1
	Chromium (Trivalent)	mg/kg	0.9	1500[#2]	75	22	28	14	25	8	26	9	7	14	21
	Copper	mg/kg	1	12000	125	54	<1	6	6	2	2	5	<1	<1	12
	Lead	mg/kg	1	630[#3]	473	85	7	16	11	2	3	22	5	3	48
	Mercury	mg/kg	0.17	16[#4]	7.58	0.38	<0.17	<0.17	<0.17	0.71	<0.17	<0.17	<0.17	<0.17	1.56
	Nickel	mg/kg	1	230[#5]	26	23	10	10	18	8	7	7	6	5	14
	Selenium	mg/kg	1	1100	3	<1	<1	<1	<1	<1	<1	<1	<1	<1	<1
	Zinc	mg/kg	5	81000	364	111	24	27	33	17	18	30	10	14	53
Asbestos	Anthophyllite	Detect			NAD	NAD	NAD	NAD	NAD	NAD	NAD	NAD	NAD	NAD	NAD
	Asbestos Containing Material	Detect			NAD	NAD	NAD	NAD	NAD	NAD	NAD	NAD	NAD	NAD	NAD
	Asbestos Matrix (microscope)	-			NAD	NAD	NAD	NAD	NAD	NAD	NAD	NAD	NAD	NAD	NAD
	Asbestos Matrix (visual)	-			NAD	NAD	NAD	NAD	NAD	NAD	NAD	NAD	NAD	NAD	NAD
	Asbestos: Actinolite	Detect			NAD	NAD	NAD	NAD	NAD	NAD	NAD	NAD	NAD	NAD	NAD
	Crocidolite Asbestos	Detect			NAD	NAD	NAD	NAD	NAD	NAD	NAD	NAD	NAD	NAD	NAD
	Asbestos Gravimetric Quantification	%	0.001		-	-	-	-	-	-	-	-	-	-	-
	Chrysotile Asbestos	Detect			NAD	NAD	NAD	NAD	NAD	NAD	NAD	NAD	NAD	NAD	NAD
	Amosite Asbestos	Detect			NAD	NAD	NAD	NAD	NAD	NAD	NAD	NAD	NAD	NAD	NAD
	Tremolite	Detect			NAD	NAD	NAD	NAD	NAD	NAD	NAD	NAD	NAD	NAD	NAD
Inorganics	Cyanide (Free)	mg/kg	1		<1	<1	<1	<1	<1	<1	<1	<1	<1	<1	<1
	Cyanide Total	mg/kg	1		<1	<1	<1	<1	<1	<1	<1	<1	<1	<1	<1
PAH	Naphthalene	mg/kg	0.03	4900	<0.03	<0.03	<0.03	<0.03	<0.03	<0.03	<0.03	<0.03	<0.03	<0.03	<0.03
	Acenaphthene	mg/kg	0.01	15000	<0.01	<0.01	<0.01	<0.01	<0.01	<0.01	<0.01	<0.01	<0.01	<0.01	<0.01
	Acenaphthylene	mg/kg	0.01	15000	<0.01	<0.01	<0.01	<0.01	<0.01	<0.01	<0.01	<0.01	<0.01	<0.01	<0.01
	Fluoranthene	mg/kg	0.08	3100	0.12	<0.08	<0.08	<0.08	<0.08	<0.08	<0.08	0.11	<0.08	<0.08	0.18
	Anthracene	mg/kg	0.02	74000	<0.02	<0.02	<0.02	<0.02	<0.02	<0.02	<0.02	<0.02	<0.02	<0.02	<0.02
	Phenanthrene	mg/kg	0.03	3100	0.04	<0.03	<0.03	<0.03	<0.03	<0.03	<0.03	<0.03	<0.03	<0.03	0.08
	Fluorene	mg/kg	0.01	9900	<0.01	<0.01	<0.01	<0.01	<0.01	<0.01	<0.01	<0.01	<0.01	<0.01	<0.01
	Chrysene	mg/kg	0.06	57	0.08	<0.06	<0.06	<0.06	<0.06	<0.06	<0.06	0.07	<0.06	<0.06	0.16
	Pyrene	mg/kg	0.07	7400	0.11	<0.07	<0.07	<0.07	<0.07	<0.07	<0.07	0.09	<0.07	<0.07	0.17
	Benzo(a)anthracene	mg/kg	0.04	29	0.06	<0.04	<0.04	<0.04	<0.04	<0.04	<0.04	0.06	<0.04	<0.04	0.11
	Benzo(b)fluoranthene	mg/kg	0.05	7.1	0.12	<0.05	<0.05	<0.05	<0.05	<0.05	<0.05	0.06	<0.05	<0.05	0.17
	Benzo(k)fluoranthene	mg/kg	0.07	190	<0.07	<0.07	<0.07	<0.07	<0.07	<0.07	<0.07	<0.07	<0.07	<0.07	<0.07
	Benzo(a)pyrene	mg/kg	0.04	5.7	0.08	<0.04	<0.04	<0.04	<0.04	<0.04	<0.04	0.04	<0.04	<0.04	0.15
	Dibenz(a,h)anthracene	mg/kg	0.04	0.57	<0.04	<0.04	<0.04	<0.04	<0.04	<0.04	<0.04	<0.04	<0.04	<0.04	<0.04
	Benzo(g,h,i)perylene	mg/kg	0.05	640	<0.05	<0.05	<0.05	<0.05	<0.05	<0.05	<0.05	<0.05	<0.05	<0.05	0.12
	Indeno(1,2,3-c,d)pyrene	mg/kg	0.03	82	0.06	<0.03	<0.03	<0.03	<0.03	<0.03	<0.03	<0.03	<0.03	<0.03	0.16
	PAH 16 Total	mg/kg	0.01		0.67	<0.08	<0.08	<0.08	<0.08	<0.08	<0.08	0.43	<0.08	<0.08	1.3
TPH	>C6-C8	mg/kg	5		<5	<5	<5	<5	<5	<5	<5	<5	<5	<5	<5
	>C8-C10	mg/kg	1		<1	<1	<1	<1	<1	<1	4	<1	<1	<1	<1
	>C10-C12	mg/kg	1		<1	<1	<1	<1	<1	<1	19	<1	<1	<1	<1
	>C12-C16	mg/kg	2		<2	<2	<2	<2	<2	<2	87	<2	<2	<2	<2
	>C16-C21	mg/kg	2		4	<2	<2	<2	<2	<2	95	<2	<2	<2	6
	>C21-C40	mg/kg	5		70	18	7	9	9	<5	37	<5	<5	<5	54
	Total Petroleum Hydrocarbons	mg/kg	5		74	18	7	9	9	<5	242	<5	<5	<5	60

				Location_Code	BH12012	BH12012	BH12012	BH13002	BH13002	BH13002	BH13002	BH13003	BH13003	BH13003	BH13004
				Sample_Depth_Range (m)	0.15-0.2	0.65-0.7	2.05-2.1	0.15-0.2	0.45-0.5	18.05-18.1	2.05-2.1	0.1-0.15	0.45-0.5	2.55-2.6	0-0.05
				Sampled_Date_Time	19/09/2019	19/09/2019	20/09/2019	04/09/2019	04/09/2019	13/09/2019	10/09/2019	01/10/2019	01/10/2019	01/10/2019	19/08/2019
				LQM S4UL Public Open Space (POS) Residential - 1% SOM (GAC)											
Chem_Group	ChemName	outout unit	MDL												
VOC	cis-1,3-dichloropropene	mg/kg	0.001		-	-	-	-	-	-	-	-	-	-	-
	Styrene	mg/kg	0.001		-	-	-	-	-	-	-	-	-	-	-
	Sum Tetrachloroethene and Trichloroethene	mg/kg	0.002		-	-	-	-	-	-	-	-	-	-	-
	trans-1,3-dichloropropene	mg/kg	0.001		-	-	-	-	-	-	-	-	-	-	-
	1,1,1,2-tetrachloroethane	mg/kg	0.001	1400	-	-	-	-	-	-	-	-	-	-	-
	1,1,1-trichloroethane	mg/kg	0.001	140000	-	-	-	-	-	-	-	-	-	-	-
	1,1,2,2-tetrachloroethane	mg/kg	0.001	1400	-	-	-	-	-	-	-	-	-	-	-
	1,1,2-trichloroethane	mg/kg	0.001		-	-	-	-	-	-	-	-	-	-	-
	1,1-dichloroethane	mg/kg	0.001		-	-	-	-	-	-	-	-	-	-	-
	1,1-dichloroethene	mg/kg	0.001		-	-	-	-	-	-	-	-	-	-	-
	1,1-dichloropropene	mg/kg	0.001		-	-	-	-	-	-	-	-	-	-	-
	1,2,3-trichloropropane	mg/kg	0.001		-	-	-	-	-	-	-	-	-	-	-
	1,2,4-trimethylbenzene	mg/kg	0.001		-	-	-	-	-	-	-	-	-	-	-
	1,2-dibromo-3-chloropropane	mg/kg	0.002		-	-	-	-	-	-	-	-	-	-	-
	1,2-dibromoethane	mg/kg	0.001		-	-	-	-	-	-	-	-	-	-	-
	1,2-dichloroethane	mg/kg	0.002	29	-	-	-	-	-	-	-	-	-	-	-
	1,2-Dichloroethene (cis & trans)	mg/kg	0.002		-	-	-	-	-	-	-	-	-	-	-
	1,2-dichloropropane	mg/kg	0.001		-	-	-	-	-	-	-	-	-	-	-
	1,3,5-trimethylbenzene	mg/kg	0.001		-	-	-	-	-	-	-	-	-	-	-
	1,3-dichloropropane	mg/kg	0.001		-	-	-	-	-	-	-	-	-	-	-
	2,2-dichloropropane	mg/kg	0.001		-	-	-	-	-	-	-	-	-	-	-
	Trihalomethanes	mg/kg	0.004		-	-	-	-	-	-	-	-	-	-	-
	2-chlorotoluene	mg/kg	0.001		-	-	-	-	-	-	-	-	-	-	-
	4-chlorotoluene	mg/kg	0.001		-	-	-	-	-	-	-	-	-	-	-
	Bromobenzene	mg/kg	0.001		-	-	-	-	-	-	-	-	-	-	-
	Bromochloromethane	mg/kg	0.005		-	-	-	-	-	-	-	-	-	-	-
	Bromodichloromethane	mg/kg	0.01		-	-	-	-	-	-	-	-	-	-	-
	Bromoform	mg/kg	0.001		-	-	-	-	-	-	-	-	-	-	-
	Bromomethane	mg/kg	0.001		-	-	-	-	-	-	-	-	-	-	-
	Carbon disulfide	mg/kg	0.001	11000	-	-	-	-	-	-	-	-	-	-	-
	Carbon tetrachloride	mg/kg	0.001	890	-	-	-	-	-	-	-	-	-	-	-
	Chlorodibromomethane	mg/kg	0.003		-	-	-	-	-	-	-	-	-	-	-
	Chloroethane	mg/kg	0.001		-	-	-	-	-	-	-	-	-	-	-
	Chloroform	mg/kg	0.001	2500	-	-	-	-	-	-	-	-	-	-	-
	Chloromethane	mg/kg	0.01		-	-	-	-	-	-	-	-	-	-	-
	cis-1,2-dichloroethene	mg/kg	0.001		-	-	-	-	-	-	-	-	-	-	-
	Dibromomethane	mg/kg	0.001		-	-	-	-	-	-	-	-	-	-	-
	Dichlorodifluoromethane	mg/kg	0.001		-	-	-	-	-	-	-	-	-	-	-
	Dichloromethane	mg/kg	0.005		-	-	-	-	-	-	-	-	-	-	-
	Isopropylbenzene	mg/kg	0.001		-	-	-	-	-	-	-	-	-	-	-
	n-butylbenzene	mg/kg	0.001		-	-	-	-	-	-	-	-	-	-	-
	n-propylbenzene	mg/kg	0.001		-	-	-	-	-	-	-	-	-	-	-
	p-isopropyltoluene	mg/kg	0.001		-	-	-	-	-	-	-	-	-	-	-
	sec-butylbenzene	mg/kg	0.001		-	-	-	-	-	-	-	-	-	-	-
	Trichloroethene	mg/kg	0.001	120	-	-	-	-	-	-	-	-	-	-	-
	tert-butylbenzene	mg/kg	0.002		-	-	-	-	-	-	-	-	-	-	-
	Tetrachloroethene	mg/kg	0.001	1400	-	-	-	-	-	-	-	-	-	-	-
	trans-1,2-dichloroethene	mg/kg	0.001		-	-	-	-	-	-	-	-	-	-	-
	Trichlorofluoromethane	mg/kg	0.001		-	-	-	-	-	-	-	-	-	-	-
	Vinyl chloride	mg/kg	0.001	3.5	-	-	-	-	-	-	-	-	-	-	-
VOC/SVOC	1,2,3-trichlorobenzene	mg/kg	0.003	1800	-	-	-	-	-	-	-	-	-	-	-
	1,2,4-trichlorobenzene	mg/kg	0.003	15000	-	-	-	-	-	-	-	-	-	-	-
	1,2-dichlorobenzene	mg/kg	0.001	90000	-	-	-	-	-	-	-	-	-	-	-
	1,3-dichlorobenzene	mg/kg	0.001	300	-	-	-	-	-	-	-	-	-	-	-
	1,4-dichlorobenzene	mg/kg	0.001	17000	-	-	-	-	-	-	-	-	-	-	-
	Chlorobenzene	mg/kg	0.001	11000	-	-	-	-	-	-	-	-	-	-	-
	Dichlorobenzene	mg/kg	0.003		-	-	-	-	-	-	-	-	-	-	-
	Hexachlorobutadiene	mg/kg	0.001	25	-	-	-	-	-	-	-	-	-	-	-
	Trichlorobenzene (total)	mg/kg	0.006		-	-	-	-	-	-	-	-	-	-	-
SVOC	4-nitrophenol	mg/kg	0.1		-	-	-	-	-	-	-	-	-	-	-
	Perylene	mg/kg	0.1		-	-	-	-	-	-	-	-	-	-	-
	2,4,5-trichlorophenol	mg/kg	0.1		-	-	-	-	-	-	-	-	-	-	-
	2,4,6-trichlorophenol	mg/kg	0.1		-	-	-	-	-	-	-	-	-	-	-
	2,4-dichlorophenol	mg/kg	0.1		-	-	-	-	-	-	-	-	-	-	-
	2,4-dimethylphenol	mg/kg	0.1		-	-	-	-	-	-	-	-	-	-	-
	2,4-dinitrotoluene	mg/kg	0.1		-	-	-	-	-	-	-	-	-	-	-
	2,6-dinitrotoluene	mg/kg	0.1		-	-	-	-	-	-	-	-	-	-	-
	2-chloronaphthalene	mg/kg	0.1		-	-	-	-	-	-	-	-	-	-	-
	2-chlorophenol	mg/kg	0.1		-	-	-	-	-	-	-	-	-	-	-
	2-methylnaphthalene	mg/kg	0.1		-	-	-	-	-	-	-	-	-	-	-
	2-methylphenol	mg/kg	0.1		-	-	-	-	-	-	-	-	-	-	-
	2-nitrophenol	mg/kg	0.1		-	-	-	-	-	-	-	-	-	-	-
	4-chloro-3-methylphenol	mg/kg	0.1		-	-	-	-	-	-	-	-	-	-	-
	Bis(2-chloroethoxy) methane	mg/kg	0.1		-	-	-	-	-	-	-	-	-	-	-
	Bis(2-chloroethyl)ether	mg/kg	0.1		-	-	-	-	-	-	-	-	-	-	-
	Bis(2-chloroisopropyl) ether	mg/kg	0.1		-	-	-	-	-	-	-	-	-	-	-
	Bis(2-ethylhexyl) phthalate	mg/kg	0.5		-	-	-	-	-	-	-	-	-	-	-
	Butyl benzyl phthalate	mg/kg	0.1		-	-	-	-	-	-	-	-	-	-	-
	Carbazole	mg/kg	0.1		-	-	-	-	-	-	-	-	-	-	-
	Dibenzofuran	mg/kg	0.1		-	-	-	-	-	-	-	-	-	-	-
	Diethylphthalate	mg/kg	0.1		-	-	-	-	-	-	-	-	-	-	-
	Dimethyl phthalate	mg/kg	0.1		-	-	-	-	-	-	-	-	-	-	-
	Di-n-butyl phthalate	mg/kg	0.1		-	-	-	-	-	-	-	-	-	-	-
	Di-n-octyl phthalate	mg/kg	0.5		-	-	-	-	-	-	-	-	-	-	-
	Hexachlorobenzene	mg/kg	0.1	16	-	-	-	-	-	-	-	-	-	-	-
	Hexachlorocyclopentadiene	mg/kg	0.1		-	-	-	-	-	-	-	-	-	-	-
	Hexachloroethane	mg/kg	0.1		-	-	-	-	-	-	-	-	-	-	-
	Isophorone	mg/kg	0.1		-	-	-	-	-	-	-	-	-	-	-
	Nitrobenzene	mg/kg	0.1		-	-	-	-	-	-	-	-	-	-	-
	N-nitrosodi-n-propylamine	mg/kg	0.1		-	-	-	-	-	-	-	-	-	-	-
	Pentachlorophenol	mg/kg	0.1	60	-	-	-	-	-	-	-	-	-	-	-

				Location_Code	BH12012	BH12012	BH12012	BH13002	BH13002	BH13002	BH13002	BH13003	BH13003	BH13003	BH13004
				Sample_Depth_Range (m)	0.15-0.2	0.65-0.7	2.05-2.1	0.15-0.2	0.45-0.5	18.05-18.1	2.05-2.1	0.1-0.15	0.45-0.5	2.55-2.6	0-0.05
				Sampled_Date_Time	19/09/2019	19/09/2019	20/09/2019	04/09/2019	04/09/2019	13/09/2019	10/09/2019	01/10/2019	01/10/2019	01/10/2019	19/08/2019
				LQM S4UL Public Open Space (POS) Residential - 1% SOM (GAC)											
Chem_Group	ChemName	output unit	MDL												
Phenolics	3-&4-methylphenol	mg/kg	0.1		-	-	-	-	-	-	-	-	-	-	-
	Phenol	mg/kg	0.1	(dir)760[#6]	-	-	-	-	-	-	-	-	-	-	-
	Total Phenols	mg/kg	0.2		<0.2	<0.2	<0.2	<0.2	<0.2	<0.2	<0.2	<0.2	<0.2	<0.2	<0.2
Other	% Moisture at <40C	% w/w	0.1		7.1	9.4	20.3	12.6	9.1	31.3	22	8.2	4.9	20.9	13.1
	Organic Carbon	percent	0.03		1.57	0.56	0.08	0.78	0.44	2.01	0.06	0.65	0.12	0.07	1.5
	% Stones >10mm	% w/w	0.1		10.5	2.3	1.6	25.8	0.8	<0.1	<0.1	26	20.7	<0.1	1.6
	pH (Lab)	pH Units	0.01		7.79	7.65	4.83	6.54	7.07	8.57	7.68	6.76	6.87	6.88	6.69
SVOC TIC	SVOC Tentatively Identified Compounds	mg/kg	0.1		-	-	-	-	-	-	-	-	-	-	-
VOC TIC	VOC Tentatively Identified Compounds	mg/kg	0.001		-	-	-	-	-	-	-	-	-	-	-

Environmental Standards Comments

#1:Criteria presented is for p-xylene. A separate value is presented for o-xylene.
#2:GAC is only presented as speciated chromium. 7.7mg/kg is used for hexavalent. If hexavalent chromium (CrVI) data is available, a value of 1,500mg/kg may be appropriate for the remaining trivalent chromium (CrIII).
#3:C4SL for lead adopted
#4:GAC only presented as speciated mercury. 16mg/kg is used for elemental mercury. If the CSM indicates that elemental mercury is not a CoC and mercury is present in an inorganic form, a value of 120mg/kg for inorganic mercury may be appropriate
#5:Updated S4UL for nickel
#6:S4UL based on a threshold protective of direct skin contact with phenol

Legend

24	Result exceeds GAC
NAD	No asbestos detected
-	Determinand not analysed for in sample

Notes

With the exception of pH, where a result is given as a range the sample has been tested for a determinand twice using two different methods.

				Location_Code	BH13004	BH13004	BH13007	BH13007	BH13008	BH13009	BH13009	BH13009	BH13009	BH13009	BH13015
				Sample_Depth_Range (m)	0.5-0.55	3.7-3.8	0-0.2	2	0.35-0.4	0.05-0.1	0.45-0.5	0.75-0.8	1.25-1.3	4.55-4.6	0.05-0.1
				Sampled_Date_Time	19/08/2019	19/08/2019	20/08/2019	20/08/2019	29/08/2019	05/11/2019	05/11/2019	05/11/2019	16/10/2019	16/10/2019	16/10/2019
				LQM S4UL Public Open Space (POS) Residential - 1% SOM (GAC)											
Chem_Group	**ChemName**	**output unit**	**MDL**												
BTEX and MTBE	Benzene	mg/kg	0.001	72	-	-	-	-	-	-	-	-	-	-	-
	Toluene	mg/kg	0.001	56000	-	-	-	-	-	-	-	-	-	-	-
	Ethylbenzene	mg/kg	0.001	24000	-	-	-	-	-	-	-	-	-	-	-
	Xylene (m & p)	mg/kg	0.001	41000[#1]	-	-	-	-	-	-	-	-	-	-	-
	Xylene (o)	mg/kg	0.001	41000	-	-	-	-	-	-	-	-	-	-	-
Metals	Arsenic	mg/kg	1	79	3	2	5	6	5	5	8	13	3	<1	7
	Boron	mg/kg	1	21000	<1	<1	<1	<1	<1	<1	<1	<1	<1	<1	<1
	Cadmium	mg/kg	0.5	120	1	0.6	0.9	0.6	0.8	0.6	0.9	1	<0.5	<0.5	0.7
	Chromium (hexavalent)	mg/kg	1	7.7[#2]	<1	<1	<1	<1	<1	<1	<1	<1	<1	<1	<1
	Chromium (Trivalent)	mg/kg	0.9	1500[#2]	21	18	18	11	15	16	26	19	4	7	21
	Copper	mg/kg	1	12000	6	1	11	<1	7	8	24	6	1	4	14
	Lead	mg/kg	1	630[#3]	12	3	38	4	24	19	8	6	2	7	38
	Mercury	mg/kg	0.17	15[#4]	<0.17	<0.17	2.2	<0.17	0.6	3.23	<0.17	<0.17	<0.17	<0.17	4.51
	Nickel	mg/kg	1	230[#5]	15	9	11	11	10	10	17	19	6	7	13
	Selenium	mg/kg	1	1100	<1	<1	<1	<1	<1	<1	2	2	<1	<1	<1
	Zinc	mg/kg	5	81000	31	27	42	10	31	33	28	26	7	8	49
Asbestos	Anthophyllite	Detect			NAD	NAD	NAD	NAD	NAD	NAD	NAD	NAD	NAD	NAD	NAD
	Asbestos Containing Material	Detect			NAD	NAD	NAD	NAD	NAD	NAD	NAD	NAD	NAD	NAD	NAD
	Asbestos Matrix (microscope)	-			NAD	NAD	NAD	NAD	NAD	NAD	NAD	NAD	NAD	NAD	NAD
	Asbestos Matrix (visual)	-			NAD	NAD	NAD	NAD	NAD	NAD	NAD	NAD	NAD	NAD	NAD
	Asbestos: Actinolite	Detect			NAD	NAD	NAD	NAD	NAD	NAD	NAD	NAD	NAD	NAD	NAD
	Crocidolite Asbestos	Detect			NAD	NAD	NAD	NAD	NAD	NAD	NAD	NAD	NAD	NAD	NAD
	Asbestos Gravimetric Quantification	%	0.001		-	-	-	-	-	-	-	-	-	-	-
	Chrysotile Asbestos	Detect			NAD	NAD	NAD	NAD	NAD	NAD	NAD	NAD	NAD	NAD	NAD
	Amosite Asbestos	Detect			NAD	NAD	NAD	NAD	NAD	NAD	NAD	NAD	NAD	NAD	NAD
	Tremolite	Detect			NAD	NAD	NAD	NAD	NAD	NAD	NAD	NAD	NAD	NAD	NAD
Inorganics	Cyanide (Free)	mg/kg	1		<1	<1	<1	<1	<1	<1	<1	<1	<1	<1	<1
	Cyanide Total	mg/kg	1		<1	<1	<1	<1	<1	<1	<1	<1	<1	<1	<1
PAH	Naphthalene	mg/kg	0.03	4900	<0.03	<0.03	<0.03	<0.03	<0.03	<0.03	<0.03	<0.03	<0.03	<0.03	<0.03
	Acenaphthene	mg/kg	0.01	15000	<0.01	<0.01	<0.01	<0.01	<0.01	<0.01	<0.01	<0.01	<0.01	<0.01	<0.01
	Acenaphthylene	mg/kg	0.01	15000	<0.01	<0.01	<0.01	<0.01	<0.01	<0.01	<0.01	<0.01	<0.01	<0.01	<0.01
	Fluoranthene	mg/kg	0.08	3100	<0.08	<0.08	0.19	<0.08	<0.08	0.08	<0.08	<0.08	<0.08	<0.08	0.17
	Anthracene	mg/kg	0.02	74000	<0.02	<0.02	<0.02	<0.02	<0.02	<0.02	<0.02	<0.02	<0.02	<0.02	<0.02
	Phenanthrene	mg/kg	0.03	3100	<0.03	<0.03	0.06	<0.03	<0.03	<0.03	<0.03	<0.03	<0.03	<0.03	0.08
	Fluorene	mg/kg	0.01	9900	<0.01	<0.01	<0.01	<0.01	<0.01	<0.01	<0.01	<0.01	<0.01	<0.01	<0.01
	Chrysene	mg/kg	0.06	57	<0.06	<0.06	0.15	<0.06	<0.06	<0.06	<0.06	<0.06	<0.06	<0.06	0.11
	Pyrene	mg/kg	0.07	7400	<0.07	<0.07	0.17	<0.07	<0.07	0.08	<0.07	<0.07	<0.07	<0.07	0.14
	Benzo(a)anthracene	mg/kg	0.04	29	<0.04	<0.04	0.11	<0.04	<0.04	0.05	<0.04	<0.04	<0.04	<0.04	0.08
	Benzo(b)fluoranthene	mg/kg	0.05	7.1	<0.05	<0.05	0.17	<0.05	<0.05	0.06	<0.05	<0.05	<0.05	<0.05	0.1
	Benzo(k)fluoranthene	mg/kg	0.07	190	<0.07	<0.07	0.08	<0.07	<0.07	<0.07	<0.07	<0.07	<0.07	<0.07	<0.07
	Benzo(a)pyrene	mg/kg	0.04	5.7	<0.04	<0.04	0.13	<0.04	<0.04	0.05	<0.04	<0.04	<0.04	<0.04	0.08
	Dibenz(a,h)anthracene	mg/kg	0.04	0.57	<0.04	<0.04	<0.04	<0.04	<0.04	<0.04	<0.04	<0.04	<0.04	<0.04	<0.04
	Benzo(g,h,i)perylene	mg/kg	0.05	640	<0.05	<0.05	0.1	<0.05	<0.05	<0.05	<0.05	<0.05	<0.05	<0.05	<0.05
	Indeno(1,2,3-c,d)pyrene	mg/kg	0.03	82	<0.03	<0.03	0.1	<0.03	<0.03	0.04	<0.03	<0.03	<0.03	<0.03	0.06
	PAH 16 Total	mg/kg	0.01		<0.08	<0.08	1.26	<0.08	<0.08	0.36	<0.08	<0.08	<0.08	<0.08	0.82
TPH	>C6-C8	mg/kg	5		<5	<5	<5	<5	<5	<5	<5	<5	<5	<5	<5
	>C8-C10	mg/kg	1		<1	<1	<1	<1	<1	<1	<1	<1	<1	<1	<1
	>C10-C12	mg/kg	1		<1	<1	<1	<1	<1	<1	<1	<1	<1	<1	<1
	>C12-C16	mg/kg	2		<2	<2	<2	<2	<2	<2	<2	<2	<2	<2	<2
	>C16-C21	mg/kg	2		<2	<2	3	<2	<2	<2	<2	<2	<2	<2	2
	>C21-C40	mg/kg	5		10	8	36	6	8	7	<5	<5	<5	<5	21
	Total Petroleum Hydrocarbons	mg/kg	5		10	8	39	6	8	7	<5	<5	<5	<5	23

				Location_Code	BH13004	BH13004	BH13007	BH13007	BH13008	BH13009	BH13009	BH13009	BH13009	BH13009	BH13015
				Sample_Depth_Range (m)	0.5-0.55	3.7-3.8	0-0.2	2	0.35-0.4	0.05-0.1	0.45-0.5	0.75-0.8	1.25-1.3	4.55-4.6	0.05-0.1
				Samoled_Date_Time	19/08/2019	19/08/2019	20/08/2019	20/08/2019	29/08/2019	05/11/2019	05/11/2019	05/11/2019	16/10/2019	16/10/2019	16/10/2019
				LQM S4UL Public Open Space (POS) Residential - 1% SOM (GAC)											
Chem_Group	ChemName	output unit	MDL												
VOC	cis-1,3-dichloropropene	mg/kg	0.001		-	-	-	-	-	-	-	-	-	-	-
	Styrene	mg/kg	0.001		-	-	-	-	-	-	-	-	-	-	-
	Sum Tetrachloroethene and Trichloroethene	mg/kg	0.002		-	-	-	-	-	-	-	-	-	-	-
	trans-1,3-dichloropropene	mg/kg	0.001		-	-	-	-	-	-	-	-	-	-	-
	1,1,1,2-tetrachloroethane	mg/kg	0.001	1400	-	-	-	-	-	-	-	-	-	-	-
	1,1,1-trichloroethane	mg/kg	0.001	140000	-	-	-	-	-	-	-	-	-	-	-
	1,1,2,2-tetrachloroethane	mg/kg	0.001	1400	-	-	-	-	-	-	-	-	-	-	-
	1,1,2-trichloroethane	mg/kg	0.001		-	-	-	-	-	-	-	-	-	-	-
	1,1-dichloroethane	mg/kg	0.001		-	-	-	-	-	-	-	-	-	-	-
	1,1-dichloroethene	mg/kg	0.001		-	-	-	-	-	-	-	-	-	-	-
	1,1-dichloropropene	mg/kg	0.001		-	-	-	-	-	-	-	-	-	-	-
	1,2,3-trichloropropane	mg/kg	0.001		-	-	-	-	-	-	-	-	-	-	-
	1,2,4-trimethylbenzene	mg/kg	0.001		-	-	-	-	-	-	-	-	-	-	-
	1,2-dibromo-3-chloropropane	mg/kg	0.002		-	-	-	-	-	-	-	-	-	-	-
	1,2-dibromoethane	mg/kg	0.001		-	-	-	-	-	-	-	-	-	-	-
	1,2-dichloroethane	mg/kg	0.002	29	-	-	-	-	-	-	-	-	-	-	-
	1,2-Dichloroethene (cis & trans)	mg/kg	0.002		-	-	-	-	-	-	-	-	-	-	-
	1,2-dichloropropane	mg/kg	0.001		-	-	-	-	-	-	-	-	-	-	-
	1,3,5-trimethylbenzene	mg/kg	0.001		-	-	-	-	-	-	-	-	-	-	-
	1,3-dichloropropane	mg/kg	0.001		-	-	-	-	-	-	-	-	-	-	-
	2,2-dichloropropane	mg/kg	0.001		-	-	-	-	-	-	-	-	-	-	-
	Trihalomethanes	mg/kg	0.004		-	-	-	-	-	-	-	-	-	-	-
	2-chlorotoluene	mg/kg	0.001		-	-	-	-	-	-	-	-	-	-	-
	4-chlorotoluene	mg/kg	0.001		-	-	-	-	-	-	-	-	-	-	-
	Bromobenzene	mg/kg	0.001		-	-	-	-	-	-	-	-	-	-	-
	Bromochloromethane	mg/kg	0.005		-	-	-	-	-	-	-	-	-	-	-
	Bromodichloromethane	mg/kg	0.01		-	-	-	-	-	-	-	-	-	-	-
	Bromoform	mg/kg	0.001		-	-	-	-	-	-	-	-	-	-	-
	Bromomethane	mg/kg	0.001		-	-	-	-	-	-	-	-	-	-	-
	Carbon disulfide	mg/kg	0.001	11000	-	-	-	-	-	-	-	-	-	-	-
	Carbon tetrachloride	mg/kg	0.001	890	-	-	-	-	-	-	-	-	-	-	-
	Chlorodibromomethane	mg/kg	0.003		-	-	-	-	-	-	-	-	-	-	-
	Chloroethane	mg/kg	0.001		-	-	-	-	-	-	-	-	-	-	-
	Chloroform	mg/kg	0.001	2500	-	-	-	-	-	-	-	-	-	-	-
	Chloromethane	mg/kg	0.01		-	-	-	-	-	-	-	-	-	-	-
	cis-1,2-dichloroethene	mg/kg	0.001		-	-	-	-	-	-	-	-	-	-	-
	Dibromomethane	mg/kg	0.001		-	-	-	-	-	-	-	-	-	-	-
	Dichlorodifluoromethane	mg/kg	0.001		-	-	-	-	-	-	-	-	-	-	-
	Dichloromethane	mg/kg	0.005		-	-	-	-	-	-	-	-	-	-	-
	Isopropylbenzene	mg/kg	0.001		-	-	-	-	-	-	-	-	-	-	-
	n-butylbenzene	mg/kg	0.001		-	-	-	-	-	-	-	-	-	-	-
	n-oroovlbenzene	mg/kg	0.001		-	-	-	-	-	-	-	-	-	-	-
	p-isoproovltoluene	mg/kg	0.001		-	-	-	-	-	-	-	-	-	-	-
	sec-butylbenzene	mg/kg	0.001		-	-	-	-	-	-	-	-	-	-	-
	Trichloroethene	mg/kg	0.001	120	-	-	-	-	-	-	-	-	-	-	-
	tert-butylbenzene	mg/kg	0.002		-	-	-	-	-	-	-	-	-	-	-
	Tetrachloroethene	mg/kg	0.001	1400	-	-	-	-	-	-	-	-	-	-	-
	trans-1,2-dichloroethene	mg/kg	0.001		-	-	-	-	-	-	-	-	-	-	-
	Trichlorofluoromethane	mg/kg	0.001		-	-	-	-	-	-	-	-	-	-	-
	Vinyl chloride	mg/kg	0.001	3.5	-	-	-	-	-	-	-	-	-	-	-
VOC/SVOC	1,2,3-trichlorobenzene	mg/kg	0.003	1800	-	-	-	-	-	-	-	-	-	-	-
	1,2,4-trichlorobenzene	mg/kg	0.003	15000	-	-	-	-	-	-	-	-	-	-	-
	1,2-dichlorobenzene	mg/kg	0.001	90000	-	-	-	-	-	-	-	-	-	-	-
	1,3-dichlorobenzene	mg/kg	0.001	300	-	-	-	-	-	-	-	-	-	-	-
	1,4-dichlorobenzene	mg/kg	0.001	17000	-	-	-	-	-	-	-	-	-	-	-
	Chlorobenzene	mg/kg	0.001	11000	-	-	-	-	-	-	-	-	-	-	-
	Dichlorobenzene	mg/kg	0.003		-	-	-	-	-	-	-	-	-	-	-
	Hexachlorobutadiene	mg/kg	0.001	25	-	-	-	-	-	-	-	-	-	-	-
	Trichlorobenzene (total)	mg/kg	0.006		-	-	-	-	-	-	-	-	-	-	-
SVOC	4-nitrophenol	mg/kg	0.1		-	-	-	-	-	-	-	-	-	-	-
	Perviene	mg/kg	0.1		-	-	-	-	-	-	-	-	-	-	-
	2,4,5-trichlorophenol	mg/kg	0.1		-	-	-	-	-	-	-	-	-	-	-
	2,4,6-trichlorophenol	mg/kg	0.1		-	-	-	-	-	-	-	-	-	-	-
	2,4-dichlorophenol	mg/kg	0.1		-	-	-	-	-	-	-	-	-	-	-
	2,4-dimethylphenol	mg/kg	0.1		-	-	-	-	-	-	-	-	-	-	-
	2,4-dinitrotoluene	mg/kg	0.1		-	-	-	-	-	-	-	-	-	-	-
	2,6-dinitrotoluene	mg/kg	0.1		-	-	-	-	-	-	-	-	-	-	-
	2-chloronaphthalene	mg/kg	0.1		-	-	-	-	-	-	-	-	-	-	-
	2-chlorophenol	mg/kg	0.1		-	-	-	-	-	-	-	-	-	-	-
	2-methylnaphthalene	mg/kg	0.1		-	-	-	-	-	-	-	-	-	-	-
	2-methylphenol	mg/kg	0.1		-	-	-	-	-	-	-	-	-	-	-
	2-nitrophenol	mg/kg	0.1		-	-	-	-	-	-	-	-	-	-	-
	4-chloro-3-methylphenol	mg/kg	0.1		-	-	-	-	-	-	-	-	-	-	-
	Bis(2-chloroethoxy) methane	mg/kg	0.1		-	-	-	-	-	-	-	-	-	-	-
	Bis(2-chloroethyl)ether	mg/kg	0.1		-	-	-	-	-	-	-	-	-	-	-
	Bis(2-chloroisopropyl) ether	mg/kg	0.1		-	-	-	-	-	-	-	-	-	-	-
	Bis(2-ethylhexyl) phthalate	mg/kg	0.5		-	-	-	-	-	-	-	-	-	-	-
	Butyl benzyl phthalate	mg/kg	0.1		-	-	-	-	-	-	-	-	-	-	-
	Carbazole	mg/kg	0.1		-	-	-	-	-	-	-	-	-	-	-
	Dibenzofuran	mg/kg	0.1		-	-	-	-	-	-	-	-	-	-	-
	Diethylphthalate	mg/kg	0.1		-	-	-	-	-	-	-	-	-	-	-
	Dimethyl phthalate	mg/kg	0.1		-	-	-	-	-	-	-	-	-	-	-
	Di-n-butyl phthalate	mg/kg	0.1		-	-	-	-	-	-	-	-	-	-	-
	Di-n-octyl phthalate	mg/kg	0.5		-	-	-	-	-	-	-	-	-	-	-
	Hexachlorobenzene	mg/kg	0.1	16	-	-	-	-	-	-	-	-	-	-	-
	Hexachlorocyclopentadiene	mg/kg	0.1		-	-	-	-	-	-	-	-	-	-	-
	Hexachloroethane	mg/kg	0.1		-	-	-	-	-	-	-	-	-	-	-
	Isophorone	mg/kg	0.1		-	-	-	-	-	-	-	-	-	-	-
	Nitrobenzene	mg/kg	0.1		-	-	-	-	-	-	-	-	-	-	-
	N-nitrosodi-n-propylamine	mg/kg	0.1		-	-	-	-	-	-	-	-	-	-	-
	Pentachlorophenol	mg/kg	0.1	60	-	-	-	-	-	-	-	-	-	-	-

				Location_Code	BH13004	BH13004	BH13007	BH13007	BH13008	BH13009	BH13009	BH13009	BH13009	BH13009	BH13015
				Sample_Depth_Range (m)	0.5-0.55	3.7-3.8	0-0.2	2	0.35-0.4	0.05-0.1	0.45-0.5	0.75-0.8	1.25-1.3	4.55-4.6	0.05-0.1
				Sampled_Date_Time	19/08/2019	19/08/2019	20/08/2019	20/08/2019	29/08/2019	05/11/2019	05/11/2019	05/11/2019	16/10/2019	16/10/2019	16/10/2019
				LQM S4UL Public Open Space (POS) Residential - 1% SOM (GAC)											
Chem_Group	ChemName	output unit	MDL												
Phenolics	3-&4-methylphenol	mg/kg	0.1		-	-	-	-	-	-	-	-	-	-	-
	Phenol	mg/kg	0.1	(dir)760[#6]	-	-	-	-	-	-	-	-	-	-	-
	Total Phenols	mg/kg	0.2		<0.2	<0.2	<0.2	<0.2	<0.2	<0.2	<0.2	<0.2	<0.2	<0.2	<0.2
Other	% Moisture at <40C	% w/w	0.1		5.1	20.7	7.6	13.5	5.1	10.2	10.9	8.8	5.7	15	14.1
	Organic Carbon	percent	0.03		0.44	0.05	1.11	0.05	0.48	0.6	0.2	0.1	<0.03	0.04	1.17
	% Stones >10mm	% w/w	0.1		12.9	<0.1	12.2	8.2	6	24	14.9	12.1	49.2	8.9	1.6
	pH (Lab)	pH_Units	0.01		7.63	7.44	6.15	8.16	7.46	7.03	7.62	7.83	5.93	8.01	6.58
SVOC TIC	SVOC Tentatively Identified Compounds	mg/kg	0.1		-	-	-	-	-	-	-	-	-	-	-
VOC TIC	VOC Tentatively Identified Compounds	mg/kg	0.001		-	-	-	-	-	-	-	-	-	-	-

Environmental Standards Comments

#1:Criteria presented is for p-xylene. A separate value is presented for o-xylene.
#2:GAC is only presented as speciated chromium. 7.7mg/kg is used for hexavalent. If hexavalent chromium (CrVI) data is available, a value of 1,500mg/kg may be appropriate for the remaining trivalent chromium (CrIII).
#3:C4SL for lead adopted
#4:GAC only presented as speciated mercury. 16mg/kg is used for elemental mercury. If the CSM indicates that elemental mercury is not a CoC and mercury is present in an inorganic form, a value of 120mg/kg for inorganic mercury may be appropriate
#5:Updated S4UL for nickel
#6:S4UL based on a threshold protective of direct skin contact with phenol

Legend

24	Result exceeds GAC
NAD	No asbestos detected
-	Determinand not analysed for in sample

Notes

With the exception of pH, where a result is given as a range the sample has been tested for a determinand twice using two different methods.

				Location_Code	BH13015	BH13015	BH13015	OH13002	OH13002	OH13004	TP08002	TP08002	TP09009	TP09009	TP10001
				Sample_Depth_Range (m)	0.35-0.4	1.65-1.7	10.3-10.6	0.4-0.45	5-5.1	0.05	0.05-0.1	0.35-0.45	0.2-0.3	1.05-1.15	0.05-0.1
				Sampled_Date_Time	16/10/2019	16/10/2019	05/11/2019	27/08/2019	27/08/2019	20/08/2019	02/10/2019	02/10/2019	30/09/2019	30/09/2019	25/09/2019
				LQM S4UL Public Open Space (POS) Residential - 1% SOM (GAC)											
Chem_Group	**ChemName**	**output unit**	**MDL**												
BTEX and MTBE	Benzene	mg/kg	0.001	72	-	-	-	-	-	-	-	-	-	-	-
	Toluene	mg/kg	0.001	56000	-	-	-	-	-	-	-	-	-	-	-
	Ethylbenzene	mg/kg	0.001	24000	-	-	-	-	-	-	-	-	-	-	-
	Xylene (m & p)	mg/kg	0.001	41000[#1]	-	-	-	-	-	-	-	-	-	-	-
	Xylene (o)	mg/kg	0.001	41000	-	-	-	-	-	-	-	-	-	-	-
Metals	Arsenic	mg/kg	1	79	<1	4	<1	6	10	7	5	4	5	5	8
	Boron	mg/kg	1	21000	<1	<1	<1	<1	<1	<1	1.1	<1	<1	<1	1.1
	Cadmium	mg/kg	0.5	120	<0.5	<0.5	<0.5	0.6	0.6	1	0.7	<0.5	<0.5	0.5	0.7
	Chromium (hexavalent)	mg/kg	1	7.7[#2]	<1	<1	<1	<1	<1	<1	<1	<1	<1	<1	<1
	Chromium (Trivalent)	mg/kg	0.9	1500[#2]	17	11	16	12	21	18	20	10	21	18	20
	Copper	mg/kg	1	12000	4	2	<1	5	<1	12	19	3	10	5	19
	Lead	mg/kg	1	630[#3]	8	5	2	15	4	44	43	4	22	11	81
	Mercury	mg/kg	0.17	16[#4]	<0.17	<0.17	<0.17	0.59	<0.17	3.78	<0.17	<0.17	<0.17	<0.17	<0.17
	Nickel	mg/kg	1	230[#5]	12	11	4	10	10	14	16	11	13	15	13
	Selenium	mg/kg	1	1100	<1	<1	<1	<1	<1	<1	<1	<1	<1	<1	<1
	Zinc	mg/kg	5	81000	26	16	11	27	27	49	74	12	39	25	66
Asbestos	Anthophyllite	Detect			NAD	NAD	NAD	NAD	NAD	NAD	NAD	NAD	NAD	NAD	NAD
	Asbestos Containing Material	Detect			NAD	NAD	NAD	NAD	NAD	NAD	NAD	NAD	NAD	NAD	NAD
	Asbestos Matrix (microscope)	-			NAD	NAD	NAD	NAD	NAD	NAD	NAD	NAD	NAD	NAD	NAD
	Asbestos Matrix (visual)	-			NAD	NAD	NAD	NAD	NAD	NAD	NAD	NAD	NAD	NAD	NAD
	Asbestos: Actinolite	Detect			NAD	NAD	NAD	NAD	NAD	NAD	NAD	NAD	NAD	NAD	NAD
	Crocidolite Asbestos	Detect			NAD	NAD	NAD	NAD	NAD	NAD	NAD	NAD	NAD	NAD	NAD
	Asbestos Gravimetric Quantification	%	0.001		-	-	-	-	-	-	-	-	-	-	-
	Chrysotile Asbestos	Detect			NAD	NAD	NAD	NAD	NAD	NAD	NAD	NAD	NAD	NAD	NAD
	Amosite Asbestos	Detect			NAD	NAD	NAD	NAD	NAD	NAD	NAD	NAD	NAD	NAD	NAD
	Tremolite	Detect			NAD	NAD	NAD	NAD	NAD	NAD	NAD	NAD	NAD	NAD	NAD
Inorganics	Cyanide (Free)	mg/kg	1		<1	<1	<1	<1	<1	<1	<1	<1	<1	<1	<1
	Cyanide Total	mg/kg	1		<1	<1	<1	<1	<1	<1	<1	<1	<1	<1	<1
PAH	Naphthalene	mg/kg	0.03	4900	<0.03	<0.03	<0.03	<0.03	<0.03	<0.03	<0.03	<0.03	<0.03	<0.03	<0.03
	Acenaphthene	mg/kg	0.01	15000	<0.01	<0.01	<0.01	<0.01	<0.01	<0.01	<0.01	<0.01	<0.01	<0.01	<0.01
	Acenaphthylene	mg/kg	0.01	15000	<0.01	<0.01	<0.01	<0.01	<0.01	<0.01	0.03	0.01	<0.01	<0.01	<0.01
	Fluoranthene	mg/kg	0.08	3100	<0.08	<0.08	<0.08	<0.08	<0.08	0.32	0.79	0.35	0.1	<0.08	0.12
	Anthracene	mg/kg	0.02	74000	<0.02	<0.02	<0.02	<0.02	<0.02	0.03	0.04	0.02	<0.02	<0.02	<0.02
	Phenanthrene	mg/kg	0.03	3100	<0.03	<0.03	<0.03	<0.03	<0.03	0.13	0.2	0.09	0.06	<0.03	0.04
	Fluorene	mg/kg	0.01	9900	<0.01	<0.01	<0.01	<0.01	<0.01	<0.01	<0.01	<0.01	<0.01	<0.01	<0.01
	Chrysene	mg/kg	0.06	57	<0.06	<0.06	<0.06	<0.06	<0.06	0.2	0.49	0.22	0.06	<0.06	0.09
	Pyrene	mg/kg	0.07	7400	<0.07	<0.07	<0.07	<0.07	<0.07	0.28	0.72	0.31	0.08	<0.07	0.11
	Benzo(a)anthracene	mg/kg	0.04	29	<0.04	<0.04	<0.04	<0.04	<0.04	0.18	0.45	0.2	0.06	<0.04	0.07
	Benzo(b)fluoranthene	mg/kg	0.05	7.1	<0.05	<0.05	<0.05	0.06	<0.05	0.2	0.62	0.28	0.06	<0.05	0.09
	Benzo(k)fluoranthene	mg/kg	0.07	190	<0.07	<0.07	<0.07	<0.07	<0.07	0.08	0.23	0.1	<0.07	<0.07	<0.07
	Benzo(a)pyrene	mg/kg	0.04	5.7	<0.04	<0.04	<0.04	0.05	<0.04	0.19	0.46	0.21	0.05	<0.04	0.05
	Dibenz(a,h)anthracene	mg/kg	0.04	0.57	<0.04	<0.04	<0.04	<0.04	<0.04	<0.04	0.07	<0.04	<0.04	<0.04	<0.04
	Benzo(g,h,i)perylene	mg/kg	0.05	640	<0.05	<0.05	<0.05	<0.05	<0.05	0.1	0.31	0.15	<0.05	<0.05	<0.05
	Indeno(1,2,3-c,d)pyrene	mg/kg	0.03	82	<0.03	<0.03	<0.03	0.04	<0.03	0.13	0.34	0.16	0.04	<0.03	0.05
	PAH 16 Total	mg/kg	0.01		<0.08	<0.08	<0.08	0.15	<0.08	1.84	4.75	2.1	0.51	<0.08	0.62
TPH	>C6-C8	mg/kg	5		<5	<5	<5	<5	<5	<5	<5	<5	<5	<5	<5
	>C8-C10	mg/kg	1		<1	<1	<1	<1	<1	<1	<1	<1	<1	<1	<1
	>C10-C12	mg/kg	1		<1	<1	<1	<1	<1	<1	<1	<1	<1	<1	<1
	>C12-C16	mg/kg	2		<2	<2	<2	<2	<2	<2	<2	<2	<2	<2	<2
	>C16-C21	mg/kg	2		<2	<2	3	<2	<2	9	7	<2	<2	<2	<2
	>C21-C40	mg/kg	5		10	<5	39	15	<5	36	59	<5	<5	<5	13
	Total Petroleum Hydrocarbons	mg/kg	5		10	<5	42	15	<5	45	66	<5	<5	<5	13

				Location_Code	BH13015	BH13015	BH13015	OH13002	OH13002	OH13004	TP08002	TP08002	TP09009	TP09009	TP10001
				Sample_Depth_Range (m)	0.35-0.4	1.65-1.7	10.3-10.6	0.4-0.45	5-5.1	0.05	0.05-0.1	0.35-0.45	0.2-0.3	1.05-1.15	0.05-0.1
				Sampled_Date_Time	16/10/2019	16/10/2019	05/11/2019	27/08/2019	27/08/2019	20/08/2019	02/10/2019	02/10/2019	30/09/2019	30/09/2019	25/09/2019
				LQM S4UL Public Open Space (POS) Residential - 1% SOM (GAC)											
Chem_Group	ChemName	outout unit	MDL												
VOC	cis-1,3-dichloropropene	mg/kg	0.001		-	-	-	-	-	-	-	-	-	-	-
	Styrene	mg/kg	0.001		-	-	-	-	-	-	-	-	-	-	-
	Sum Tetrachloroethene and Trichloroethene	mg/kg	0.002		-	-	-	-	-	-	-	-	-	-	-
	trans-1,3-dichlorocoropene	mg/kg	0.001		-	-	-	-	-	-	-	-	-	-	-
	1,1,1,2-tetrachloroethane	mg/kg	0.001	1400	-	-	-	-	-	-	-	-	-	-	-
	1,1,1-trichloroethane	mg/kg	0.001	140000	-	-	-	-	-	-	-	-	-	-	-
	1,1,2,2-tetrachloroethane	mg/kg	0.001	1400	-	-	-	-	-	-	-	-	-	-	-
	1,1,2-trichloroethane	mg/kg	0.001		-	-	-	-	-	-	-	-	-	-	-
	1,1-dichloroethane	mg/kg	0.001		-	-	-	-	-	-	-	-	-	-	-
	1,1-dichloroethene	mg/kg	0.001		-	-	-	-	-	-	-	-	-	-	-
	1,1-dichloropropene	mg/kg	0.001		-	-	-	-	-	-	-	-	-	-	-
	1,2,3-trichloropropane	mg/kg	0.001		-	-	-	-	-	-	-	-	-	-	-
	1,2,4-trimethylbenzene	mg/kg	0.001		-	-	-	-	-	-	-	-	-	-	-
	1,2-dibromo-3-chloropropane	mg/kg	0.002		-	-	-	-	-	-	-	-	-	-	-
	1,2-dibromoethane	mg/kg	0.001		-	-	-	-	-	-	-	-	-	-	-
	1,2-dichloroethane	mg/kg	0.002	29	-	-	-	-	-	-	-	-	-	-	-
	1,2-Dichloroethene (cis & trans)	mg/kg	0.002		-	-	-	-	-	-	-	-	-	-	-
	1,2-dichloropropane	mg/kg	0.001		-	-	-	-	-	-	-	-	-	-	-
	1,3,5-trimethylbenzene	mg/kg	0.001		-	-	-	-	-	-	-	-	-	-	-
	1,3-dichloropropane	mg/kg	0.001		-	-	-	-	-	-	-	-	-	-	-
	2,2-dichloropropane	mg/kg	0.001		-	-	-	-	-	-	-	-	-	-	-
	Trihalomethanes	mg/kg	0.004		-	-	-	-	-	-	-	-	-	-	-
	2-chlorotoluene	mg/kg	0.001		-	-	-	-	-	-	-	-	-	-	-
	4-chlorotoluene	mg/kg	0.001		-	-	-	-	-	-	-	-	-	-	-
	Bromobenzene	mg/kg	0.001		-	-	-	-	-	-	-	-	-	-	-
	Bromochloromethane	mg/kg	0.005		-	-	-	-	-	-	-	-	-	-	-
	Bromodichloromethane	mg/kg	0.01		-	-	-	-	-	-	-	-	-	-	-
	Bromoform	mg/kg	0.001		-	-	-	-	-	-	-	-	-	-	-
	Bromomethane	mg/kg	0.001		-	-	-	-	-	-	-	-	-	-	-
	Carbon disulfide	mg/kg	0.001	11000	-	-	-	-	-	-	-	-	-	-	-
	Carbon tetrachloride	mg/kg	0.001	890	-	-	-	-	-	-	-	-	-	-	-
	Chlorodibromomethane	mg/kg	0.003		-	-	-	-	-	-	-	-	-	-	-
	Chloroethane	mg/kg	0.001		-	-	-	-	-	-	-	-	-	-	-
	Chloroform	mg/kg	0.001	2500	-	-	-	-	-	-	-	-	-	-	-
	Chloromethane	mg/kg	0.01		-	-	-	-	-	-	-	-	-	-	-
	cis-1,2-dichloroethene	mg/kg	0.001		-	-	-	-	-	-	-	-	-	-	-
	Dibromomethane	mg/kg	0.001		-	-	-	-	-	-	-	-	-	-	-
	Dichlorodifluoromethane	mg/kg	0.001		-	-	-	-	-	-	-	-	-	-	-
	Dichloromethane	mg/kg	0.005		-	-	-	-	-	-	-	-	-	-	-
	Isopropylbenzene	mg/kg	0.001		-	-	-	-	-	-	-	-	-	-	-
	n-butylbenzene	mg/kg	0.001		-	-	-	-	-	-	-	-	-	-	-
	n-proovlbenzene	mg/kg	0.001		-	-	-	-	-	-	-	-	-	-	-
	p-isopropyltoluene	mg/kg	0.001		-	-	-	-	-	-	-	-	-	-	-
	sec-butylbenzene	mg/kg	0.001		-	-	-	-	-	-	-	-	-	-	-
	Trichloroethene	mg/kg	0.001	120	-	-	-	-	-	-	-	-	-	-	-
	tert-butylbenzene	mg/kg	0.002		-	-	-	-	-	-	-	-	-	-	-
	Tetrachloroethene	mg/kg	0.001	1400	-	-	-	-	-	-	-	-	-	-	-
	trans-1,2-dichloroethene	mg/kg	0.001		-	-	-	-	-	-	-	-	-	-	-
	Trichlorofluoromethane	mg/kg	0.001		-	-	-	-	-	-	-	-	-	-	-
	Vinyl chloride	mg/kg	0.001	3.5	-	-	-	-	-	-	-	-	-	-	-
VOC/SVOC	1,2,3-trichlorobenzene	mg/kg	0.003	1800	-	-	-	-	-	-	-	-	-	-	-
	1,2,4-trichlorobenzene	mg/kg	0.003	15000	-	-	-	-	-	-	-	-	-	-	-
	1,2-dichlorobenzene	mg/kg	0.001	90000	-	-	-	-	-	-	-	-	-	-	-
	1,3-dichlorobenzene	mg/kg	0.001	300	-	-	-	-	-	-	-	-	-	-	-
	1,4-dichlorobenzene	mg/kg	0.001	17000	-	-	-	-	-	-	-	-	-	-	-
	Chlorobenzene	mg/kg	0.001	11000	-	-	-	-	-	-	-	-	-	-	-
	Dichlorobenzene	mg/kg	0.003		-	-	-	-	-	-	-	-	-	-	-
	Hexachlorobutadiene	mg/kg	0.001	25	-	-	-	-	-	-	-	-	-	-	-
	Trichlorobenzene (total)	mg/kg	0.006		-	-	-	-	-	-	-	-	-	-	-
SVOC	4-nitrophenol	mg/kg	0.1		-	-	-	-	-	-	-	-	-	-	-
	Perylene	mg/kg	0.1		-	-	-	-	-	-	-	-	-	-	-
	2,4,5-trichlorophenol	mg/kg	0.1		-	-	-	-	-	-	-	-	-	-	-
	2,4,6-trichlorophenol	mg/kg	0.1		-	-	-	-	-	-	-	-	-	-	-
	2,4-dichlorophenol	mg/kg	0.1		-	-	-	-	-	-	-	-	-	-	-
	2,4-dimethylphenol	mg/kg	0.1		-	-	-	-	-	-	-	-	-	-	-
	2,4-dinitrotoluene	mg/kg	0.1		-	-	-	-	-	-	-	-	-	-	-
	2,6-dinitrotoluene	mg/kg	0.1		-	-	-	-	-	-	-	-	-	-	-
	2-chloronaphthalene	mg/kg	0.1		-	-	-	-	-	-	-	-	-	-	-
	2-chlorophenol	mg/kg	0.1		-	-	-	-	-	-	-	-	-	-	-
	2-methylnaphthalene	mg/kg	0.1		-	-	-	-	-	-	-	-	-	-	-
	2-methylphenol	mg/kg	0.1		-	-	-	-	-	-	-	-	-	-	-
	2-nitrophenol	mg/kg	0.1		-	-	-	-	-	-	-	-	-	-	-
	4-chloro-3-methylphenol	mg/kg	0.1		-	-	-	-	-	-	-	-	-	-	-
	Bis(2-chloroethoxy) methane	mg/kg	0.1		-	-	-	-	-	-	-	-	-	-	-
	Bis(2-chloroethyl)ether	mg/kg	0.1		-	-	-	-	-	-	-	-	-	-	-
	Bis(2-chloroisopropyl) ether	mg/kg	0.1		-	-	-	-	-	-	-	-	-	-	-
	Bis(2-ethylhexyl) phthalate	mg/kg	0.5		-	-	-	-	-	-	-	-	-	-	-
	Butyl benzyl phthalate	mg/kg	0.1		-	-	-	-	-	-	-	-	-	-	-
	Carbazole	mg/kg	0.1		-	-	-	-	-	-	-	-	-	-	-
	Dibenzofuran	mg/kg	0.1		-	-	-	-	-	-	-	-	-	-	-
	Diethylphthalate	mg/kg	0.1		-	-	-	-	-	-	-	-	-	-	-
	Dimethyl phthalate	mg/kg	0.1		-	-	-	-	-	-	-	-	-	-	-
	Di-n-butyl phthalate	mg/kg	0.1		-	-	-	-	-	-	-	-	-	-	-
	Di-n-octyl phthalate	mg/kg	0.5		-	-	-	-	-	-	-	-	-	-	-
	Hexachlorobenzene	mg/kg	0.1	16	-	-	-	-	-	-	-	-	-	-	-
	Hexachlorocyclopentadiene	mg/kg	0.1		-	-	-	-	-	-	-	-	-	-	-
	Hexachloroethane	mg/kg	0.1		-	-	-	-	-	-	-	-	-	-	-
	Isophorone	mg/kg	0.1		-	-	-	-	-	-	-	-	-	-	-
	Nitrobenzene	mg/kg	0.1		-	-	-	-	-	-	-	-	-	-	-
	N-nitrosodi-n-propylamine	mg/kg	0.1		-	-	-	-	-	-	-	-	-	-	-
	Pentachlorophenol	mg/kg	0.1	60	-	-	-	-	-	-	-	-	-	-	-

				Location_Code	BH13015	BH13015	BH13015	OH13002	OH13002	OH13004	TP08002	TP08002	TP09009	TP09009	TP10001
				Sample_Depth_Range (m)	0.35-0.4	1.65-1.7	10.3-10.6	0.4-0.45	5-5.1	0.05	0.05-0.1	0.35-0.45	0.2-0.3	1.05-1.15	0.05-0.1
				Sampled_Date_Time	16/10/2019	16/10/2019	05/11/2019	27/08/2019	27/08/2019	20/08/2019	02/10/2019	02/10/2019	30/09/2019	30/09/2019	25/09/2019
				LQM S4UL Public Open Space (POS) Residential - 1% SOM (GAC)											
Chem_Group	ChemName	output unit	MDL												
Phenolics	3-&4-methylphenol	mg/kg	0.1	--	-	-	-	-	-	-	-	-	-	-	-
	Phenol	mg/kg	0.1	(dir)760[#6]	-	-	-	-	-	-	-	-	-	-	-
	Total Phenols	mg/kg	0.2		<0.2	<0.2	<0.2	<0.2	<0.2	<0.2	<0.2	<0.2	<0.2	<0.2	<0.2
Other	% Moisture at <40C	% w/w	0.1		12.5	15.1	21	4.7	19.7	10.5	8.3	2.5	6.9	5.2	9.7
	Organic Carbon	percent	0.03		0.29	0.05	<0.03	0.45	<0.03	1.26	1.51	0.07	0.62	0.23	1.21
	% Stones >10mm	% w/w	0.1		1.6	3.1	<0.1	27.8	<0.1	12.8	18.3	46.5	<0.1	24.8	1.3
	pH (Lab)	pH_Units	0.01		8.31	8.04	8.44	7.1	7.19	6	7.31	7.67	7.82	8.17	8.09
SVOC TIC	SVOC Tentatively Identified Compounds	mg/kg	0.1		-	-	-	-	-	-	-	-	-	-	-
VOC TIC	VOC Tentatively Identified Compounds	mg/kg	0.001		-	-	-	-	-	-	-	-	-	-	-

Environmental Standards Comments

#1:Criteria presented is for p-xylene. A separate value is presented for o-xylene.
#2:GAC is only presented as speciated chromium. 7.7mg/kg is used for hexavalent. If hexavalent chromium (CrVI) data is available, a value of 1,500mg/kg may be appropriate for the remaining trivalent chromium (CrIII).
#3:C4SL for lead adopted
#4:GAC only presented as speciated mercury. 16mg/kg is used for elemental mercury. If the CSM indicates that elemental mercury is not a CoC and mercury is present in an inorganic form, a value of 120mg/kg for inorganic mercury may be appropriate
#5:Updated S4UL for nickel
#6:S4UL based on a threshold protective of direct skin contact with phenol

Legend

24	Result exceeds GAC
NAD	No asbestos detected
-	Determinand not analysed for in sample

Notes

With the exception of pH, where a result is given as a range the sample has been tested for a determinand twice using two different methods.

				Location Code	TP10001	TP10001	TP10001	TP10002	TP10003	TP10003	TP10004	TP10004	TP11001	TP11001	TP11002
				Sample Depth Range (m)	0.45-0.55	0.65-0.75	1.85-1.95	0-0.05	0.05-0.1	0.4	0.05-0.1	2.05-2.15	0.05-0.1	2.75-2.8	0.05-0.1
				Sampled Date Time	25/09/2019	25/09/2019	25/09/2019	13/09/2019	26/09/2019	26/09/2019	23/09/2019	23/09/2019	17/09/2019	17/09/2019	20/09/2019
				LQM S4UL Public Open Space (POS) Residential - 1% SOM (GAC)											
Chem_Group	**ChemName**	**output unit**	**MDL**												
BTEX and MTBE	Benzene	mg/kg	0.001	72	-	-	-	-	-	-	-	-	-	-	-
	Toluene	mg/kg	0.001	56000	-	-	-	-	-	-	-	-	-	-	-
	Ethylbenzene	mg/kg	0.001	24000	-	-	-	-	-	-	-	-	-	-	-
	Xylene (m & p)	mg/kg	0.001	41000[#1]	-	-	-	-	-	-	-	-	-	-	-
	Xylene (o)	mg/kg	0.001	41000	-	-	-	-	-	-	-	-	-	-	-
Metals	Arsenic	mg/kg	1	79	4	7	2	6	7	<1	6	6	4	<1	6
	Boron	mg/kg	1	21000	<1	<1	<1	1.2	1.5	<1	<1	<1	<1	<1	<1
	Cadmium	mg/kg	0.5	120	0.5	0.6	<0.5	0.8	1.1	<0.5	<0.5	<0.5	0.8	<0.5	<0.5
	Chromium (hexavalent)	mg/kg	1	7.7[#2]	<1	<1	<1	<1	<1	<1	<1	<1	<1	<1	<1
	Chromium (Trivalent)	mg/kg	0.9	1500[#2]	17	96	18	21	19	25	9	14	21	24	20
	Copper	mg/kg	1	12000	9	5	2	15	9	5	11	7	8	3	9
	Lead	mg/kg	1	630[#3]	36	11	4	43	32	11	36	6	22	5	23
	Mercury	mg/kg	0.17	16[#4]	<0.17	<0.17	<0.17	<0.17	<0.17	<0.17	<0.17	<0.17	<0.17	<0.17	<0.17
	Nickel	mg/kg	1	230[#5]	11	64	10	15	19	18	8	13	14	7	16
	Selenium	mg/kg	1	1100	<1	<1	<1	<1	1	<1	1	<1	<1	<1	<1
	Zinc	mg/kg	5	81000	36	22	22	56	50	32	44	25	41	18	44
Asbestos	Anthophyllite	Detect			NAD	NAD	NAD	NAD	NAD	NAD	NAD	NAD	NAD	NAD	NAD
	Asbestos Containing Material	Detect			NAD	NAD	NAD	NAD	NAD	NAD	NAD	NAD	NAD	NAD	NAD
	Asbestos Matrix (microscope)	-			NAD	NAD	NAD	NAD	NAD	NAD	NAD	NAD	NAD	NAD	NAD
	Asbestos Matrix (visual)	-			NAD	NAD	NAD	NAD	NAD	NAD	NAD	NAD	NAD	NAD	NAD
	Asbestos: Actinolite	Detect			NAD	NAD	NAD	NAD	NAD	NAD	NAD	NAD	NAD	NAD	NAD
	Crocidolite Asbestos	Detect			NAD	NAD	NAD	NAD	NAD	NAD	NAD	NAD	NAD	NAD	NAD
	Asbestos Gravimetric Quantification	%	0.001		-	-	-	-	-	-	-	-	-	-	-
	Chrysotile Asbestos	Detect			NAD	NAD	NAD	NAD	NAD	NAD	NAD	NAD	NAD	NAD	NAD
	Amosite Asbestos	Detect			NAD	NAD	NAD	NAD	NAD	NAD	NAD	NAD	NAD	NAD	NAD
	Tremolite	Detect			NAD	NAD	NAD	NAD	NAD	NAD	NAD	NAD	NAD	NAD	NAD
Inorganics	Cyanide (Free)	mg/kg	1		<1	<1	<1	<1	<1	<1	<1	<1	<1	<1	<1
	Cyanide Total	mg/kg	1		<1	<1	<1	<1	<1	<1	<1	<1	<1	<1	<1
PAH	Naphthalene	mg/kg	0.03	4900	<0.03	<0.03	<0.03	<0.03	<0.03	<0.03	<0.03	<0.03	<0.03	<0.03	<0.03
	Acenaphthene	mg/kg	0.01	15000	<0.01	<0.01	<0.01	<0.01	<0.01	<0.01	<0.01	<0.01	<0.01	<0.01	<0.01
	Acenaphthylene	mg/kg	0.01	15000	<0.01	<0.01	<0.01	<0.01	<0.01	<0.01	<0.01	<0.01	<0.01	<0.01	<0.01
	Fluoranthene	mg/kg	0.08	3100	0.12	<0.08	<0.08	0.16	0.11	<0.08	0.18	<0.08	0.09	<0.08	<0.08
	Anthracene	mg/kg	0.02	74000	<0.02	<0.02	<0.02	<0.02	<0.02	<0.02	<0.02	<0.02	<0.02	<0.02	<0.02
	Phenanthrene	mg/kg	0.03	3100	0.05	<0.03	<0.03	0.07	0.05	<0.03	0.08	<0.03	<0.03	<0.03	<0.03
	Fluorene	mg/kg	0.01	9900	<0.01	<0.01	<0.01	<0.01	<0.01	<0.01	<0.01	<0.01	<0.01	<0.01	<0.01
	Chrysene	mg/kg	0.06	57	0.09	<0.06	<0.06	0.11	0.07	<0.06	0.13	<0.06	<0.06	<0.06	<0.06
	Pyrene	mg/kg	0.07	7400	0.1	<0.07	<0.07	0.14	0.1	<0.07	0.15	<0.07	0.08	<0.07	<0.07
	Benzo(a)anthracene	mg/kg	0.04	29	0.07	<0.04	<0.04	0.09	0.05	<0.04	0.1	<0.04	<0.04	<0.04	<0.04
	Benzo(b)fluoranthene	mg/kg	0.05	7.1	0.1	<0.05	<0.05	0.14	0.06	<0.05	0.16	<0.05	0.07	<0.05	<0.05
	Benzo(k)fluoranthene	mg/kg	0.07	190	<0.07	<0.07	<0.07	<0.07	<0.07	<0.07	<0.07	<0.07	<0.07	<0.07	<0.07
	Benzo(a)pyrene	mg/kg	0.04	5.7	0.07	<0.04	<0.04	0.11	<0.04	<0.04	0.12	<0.04	0.05	<0.04	<0.04
	Dibenz(a,h)anthracene	mg/kg	0.04	0.57	<0.04	<0.04	<0.04	<0.04	<0.04	<0.04	<0.04	<0.04	<0.04	<0.04	<0.04
	Benzo(g,h,i)perylene	mg/kg	0.05	640	0.06	<0.05	<0.05	0.11	<0.05	<0.05	0.08	<0.05	<0.05	<0.05	<0.05
	Indeno(1,2,3-c,d)pyrene	mg/kg	0.03	82	0.06	<0.03	<0.03	0.11	0.05	<0.03	0.09	<0.03	0.03	<0.03	<0.03
	PAH 16 Total	mg/kg	0.01		0.72	<0.08	<0.08	1.04	0.49	<0.08	1.09	<0.08	0.32	<0.08	<0.08
TPH	>C6-C8	mg/kg	5		<5	<5	<5	<5	<5	<5	<5	<5	<5	<5	<5
	>C8-C10	mg/kg	1		<1	<1	<1	<1	<1	<1	<1	<1	<1	<1	<1
	>C10-C12	mg/kg	1		<1	<1	<1	<1	<1	<1	<1	<1	<1	<1	<1
	>C12-C16	mg/kg	2		<2	<2	<2	<2	<2	<2	<2	<2	<2	<2	<2
	>C16-C21	mg/kg	2		<2	<2	<2	<2	<2	<2	2	<2	<2	<2	<2
	>C21-C40	mg/kg	5		5	<5	<5	25	24	<5	40	<5	9	<5	24
	Total Petroleum Hydrocarbons	mg/kg	5		5	<5	<5	25	24	<5	42	<5	9	<5	24

				Location_Code	TP10001	TP10001	TP10001	TP10002	TP10003	TP10003	TP10004	TP10004	TP11001	TP11001	TP11002
				Sample_Depth_Range (m)	0.45-0.55	0.65-0.75	1.85-1.95	0-0.05	0.05-0.1	0.4	0.05-0.1	2.05-2.15	0.05-0.1	2.75-2.8	0.05-0.1
				Sampled_Date_Time	25/09/2019	25/09/2019	25/09/2019	13/09/2019	26/09/2019	26/09/2019	23/09/2019	23/09/2019	17/09/2019	17/09/2019	20/09/2019
				LQM S4UL Public Open Space (POS) Residential - 1% SOM (GAC)											
Chem_Group	ChemName	outout unit	MDL												
VOC	cis-1,3-dichloropropene	mg/kg	0.001		-	-	-	-	-	-	-	-	-	-	-
	Styrene	mg/kg	0.001		-	-	-	-	-	-	-	-	-	-	-
	Sum Tetrachloroethene and Trichloroethene	mg/kg	0.002		-	-	-	-	-	-	-	-	-	-	-
	trans-1,3-dichloropropene	mg/kg	0.001		-	-	-	-	-	-	-	-	-	-	-
	1,1,1,2-tetrachloroethane	mg/kg	0.001	1400	-	-	-	-	-	-	-	-	-	-	-
	1,1,1-trichloroethane	mg/kg	0.001	140000	-	-	-	-	-	-	-	-	-	-	-
	1,1,2,2-tetrachloroethane	mg/kg	0.001	1400	-	-	-	-	-	-	-	-	-	-	-
	1,1,2-trichloroethane	mg/kg	0.001		-	-	-	-	-	-	-	-	-	-	-
	1,1-dichloroethane	mg/kg	0.001		-	-	-	-	-	-	-	-	-	-	-
	1,1-dichloroethene	mg/kg	0.001		-	-	-	-	-	-	-	-	-	-	-
	1,1-dichloropropene	mg/kg	0.001		-	-	-	-	-	-	-	-	-	-	-
	1,2,3-trichloropropane	mg/kg	0.001		-	-	-	-	-	-	-	-	-	-	-
	1,2,4-trimethylbenzene	mg/kg	0.001		-	-	-	-	-	-	-	-	-	-	-
	1,2-dibromo-3-chloropropane	mg/kg	0.002		-	-	-	-	-	-	-	-	-	-	-
	1,2-dibromoethane	mg/kg	0.001		-	-	-	-	-	-	-	-	-	-	-
	1,2-dichloroethane	mg/kg	0.002	29	-	-	-	-	-	-	-	-	-	-	-
	1,2-Dichloroethene (cis & trans)	mg/kg	0.002		-	-	-	-	-	-	-	-	-	-	-
	1,2-dichloropropane	mg/kg	0.001		-	-	-	-	-	-	-	-	-	-	-
	1,3,5-trimethylbenzene	mg/kg	0.001		-	-	-	-	-	-	-	-	-	-	-
	1,3-dichloropropane	mg/kg	0.001		-	-	-	-	-	-	-	-	-	-	-
	2,2-dichloropropane	mg/kg	0.001		-	-	-	-	-	-	-	-	-	-	-
	Trihalomethanes	mg/kg	0.004		-	-	-	-	-	-	-	-	-	-	-
	2-chlorotoluene	mg/kg	0.001		-	-	-	-	-	-	-	-	-	-	-
	4-chlorotoluene	mg/kg	0.001		-	-	-	-	-	-	-	-	-	-	-
	Bromobenzene	mg/kg	0.001		-	-	-	-	-	-	-	-	-	-	-
	Bromochloromethane	mg/kg	0.005		-	-	-	-	-	-	-	-	-	-	-
	Bromodichloromethane	mg/kg	0.01		-	-	-	-	-	-	-	-	-	-	-
	Bromoform	mg/kg	0.001		-	-	-	-	-	-	-	-	-	-	-
	Bromomethane	mg/kg	0.001		-	-	-	-	-	-	-	-	-	-	-
	Carbon disulfide	mg/kg	0.001	11000	-	-	-	-	-	-	-	-	-	-	-
	Carbon tetrachloride	mg/kg	0.001	890	-	-	-	-	-	-	-	-	-	-	-
	Chlorodibromomethane	mg/kg	0.003		-	-	-	-	-	-	-	-	-	-	-
	Chloroethane	mg/kg	0.001		-	-	-	-	-	-	-	-	-	-	-
	Chloroform	mg/kg	0.001	2500	-	-	-	-	-	-	-	-	-	-	-
	Chloromethane	mg/kg	0.01		-	-	-	-	-	-	-	-	-	-	-
	cis-1,2-dichloroethene	mg/kg	0.001		-	-	-	-	-	-	-	-	-	-	-
	Dibromomethane	mg/kg	0.001		-	-	-	-	-	-	-	-	-	-	-
	Dichlorodifluoromethane	mg/kg	0.001		-	-	-	-	-	-	-	-	-	-	-
	Dichloromethane	mg/kg	0.005		-	-	-	-	-	-	-	-	-	-	-
	Isopropylbenzene	mg/kg	0.001		-	-	-	-	-	-	-	-	-	-	-
	n-butylbenzene	mg/kg	0.001		-	-	-	-	-	-	-	-	-	-	-
	n-propylbenzene	mg/kg	0.001		-	-	-	-	-	-	-	-	-	-	-
	p-isopropyltoluene	mg/kg	0.001		-	-	-	-	-	-	-	-	-	-	-
	sec-butylbenzene	mg/kg	0.001		-	-	-	-	-	-	-	-	-	-	-
	Trichloroethene	mg/kg	0.001	120	-	-	-	-	-	-	-	-	-	-	-
	tert-butylbenzene	mg/kg	0.002		-	-	-	-	-	-	-	-	-	-	-
	Tetrachloroethene	mg/kg	0.001	1400	-	-	-	-	-	-	-	-	-	-	-
	trans-1,2-dichloroethene	mg/kg	0.001		-	-	-	-	-	-	-	-	-	-	-
	Trichlorofluoromethane	mg/kg	0.001		-	-	-	-	-	-	-	-	-	-	-
	Vinyl chloride	mg/kg	0.001	3.5	-	-	-	-	-	-	-	-	-	-	-
VOC/SVOC	1,2,3-trichlorobenzene	mg/kg	0.003	1800	-	-	-	-	-	-	-	-	-	-	-
	1,2,4-trichlorobenzene	mg/kg	0.003	15000	-	-	-	-	-	-	-	-	-	-	-
	1,2-dichlorobenzene	mg/kg	0.001	90000	-	-	-	-	-	-	-	-	-	-	-
	1,3-dichlorobenzene	mg/kg	0.001	300	-	-	-	-	-	-	-	-	-	-	-
	1,4-dichlorobenzene	mg/kg	0.001	17000	-	-	-	-	-	-	-	-	-	-	-
	Chlorobenzene	mg/kg	0.001	11000	-	-	-	-	-	-	-	-	-	-	-
	Dichlorobenzene	mg/kg	0.003		-	-	-	-	-	-	-	-	-	-	-
	Hexachlorobutadiene	mg/kg	0.001	25	-	-	-	-	-	-	-	-	-	-	-
	Trichlorobenzene (total)	mg/kg	0.006		-	-	-	-	-	-	-	-	-	-	-
SVOC	4-nitrophenol	mg/kg	0.1		-	-	-	-	-	-	-	-	-	-	-
	Perylene	mg/kg	0.1		-	-	-	-	-	-	-	-	-	-	-
	2,4,5-trichlorophenol	mg/kg	0.1		-	-	-	-	-	-	-	-	-	-	-
	2,4,6-trichlorophenol	mg/kg	0.1		-	-	-	-	-	-	-	-	-	-	-
	2,4-dichlorophenol	mg/kg	0.1		-	-	-	-	-	-	-	-	-	-	-
	2,4-dimethylphenol	mg/kg	0.1		-	-	-	-	-	-	-	-	-	-	-
	2,4-dinitrotoluene	mg/kg	0.1		-	-	-	-	-	-	-	-	-	-	-
	2,6-dinitrotoluene	mg/kg	0.1		-	-	-	-	-	-	-	-	-	-	-
	2-chloronaphthalene	mg/kg	0.1		-	-	-	-	-	-	-	-	-	-	-
	2-chlorophenol	mg/kg	0.1		-	-	-	-	-	-	-	-	-	-	-
	2-methylnaphthalene	mg/kg	0.1		-	-	-	-	-	-	-	-	-	-	-
	2-methylphenol	mg/kg	0.1		-	-	-	-	-	-	-	-	-	-	-
	2-nitrophenol	mg/kg	0.1		-	-	-	-	-	-	-	-	-	-	-
	4-chloro-3-methylphenol	mg/kg	0.1		-	-	-	-	-	-	-	-	-	-	-
	Bis(2-chloroethoxy) methane	mg/kg	0.1		-	-	-	-	-	-	-	-	-	-	-
	Bis(2-chloroethyl)ether	mg/kg	0.1		-	-	-	-	-	-	-	-	-	-	-
	Bis(2-chloroisopropyl) ether	mg/kg	0.1		-	-	-	-	-	-	-	-	-	-	-
	Bis(2-ethylhexyl) phthalate	mg/kg	0.5		-	-	-	-	-	-	-	-	-	-	-
	Butyl benzyl phthalate	mg/kg	0.1		-	-	-	-	-	-	-	-	-	-	-
	Carbazole	mg/kg	0.1		-	-	-	-	-	-	-	-	-	-	-
	Dibenzofuran	mg/kg	0.1		-	-	-	-	-	-	-	-	-	-	-
	Diethylohthalate	mg/kg	0.1		-	-	-	-	-	-	-	-	-	-	-
	Dimethyl phthalate	mg/kg	0.1		-	-	-	-	-	-	-	-	-	-	-
	Di-n-butyl phthalate	mg/kg	0.1		-	-	-	-	-	-	-	-	-	-	-
	Di-n-octyl phthalate	mg/kg	0.5		-	-	-	-	-	-	-	-	-	-	-
	Hexachlorobenzene	mg/kg	0.1	16	-	-	-	-	-	-	-	-	-	-	-
	Hexachlorocyclopentadiene	mg/kg	0.1		-	-	-	-	-	-	-	-	-	-	-
	Hexachloroethane	mg/kg	0.1		-	-	-	-	-	-	-	-	-	-	-
	Isophorone	mg/kg	0.1		-	-	-	-	-	-	-	-	-	-	-
	Nitrobenzene	mg/kg	0.1		-	-	-	-	-	-	-	-	-	-	-
	N-nitrosodi-n-propylamine	mg/kg	0.1		-	-	-	-	-	-	-	-	-	-	-
	Pentachlorophenol	mg/kg	0.1	60	-	-	-	-	-	-	-	-	-	-	-

			Location_Code	TP10001	TP10001	TP10001	TP10002	TP10003	TP10003	TP10004	TP10004	TP11001	TP11001	TP11002
			Sample_Depth_Range (m)	0.45-0.55	0.65-0.75	1.85-1.95	0-0.05	0.05-0.1	0.4	0.05-0.1	2.05-2.15	0.05-0.1	2.75-2.8	0.05-0.1
			Sampled_Date_Time	25/09/2019	25/09/2019	25/09/2019	13/09/2019	26/09/2019	26/09/2019	23/09/2019	23/09/2019	17/09/2019	17/09/2019	20/09/2019
			LQM S4UL Public Open Space (POS) Residential - 1% SOM (GAC)											
Chem_Group	ChemName	output unit	MDL											
Phenolics	3-&4-methylphenol	mg/kg	0.1	-	-	-	-	-	-	-	-	-	-	-
	Phenol	mg/kg	0.1	(dir)760[#6]	-	-	-	-	-	-	-	-	-	-
	Total Phenols	mg/kg	0.2	<0.2	<0.2	<0.2	<0.2	<0.2	<0.2	<0.2	<0.2	<0.2	<0.2	<0.2
Other	% Moisture at <40C	% w/w	0.1	5.1	3.2	9.9	7.7	17.3	17	9	9.2	12	25.4	7.4
	Organic Carbon	percent	0.03	0.5	0.26	0.07	1.18	2.03	0.6	1.04	0.05	0.97	0.05	0.91
	% Stones >10mm	% w/w	0.1	13.1	<0.1	<0.1	<0.1	<0.1	<0.1	<0.1	2.5	<0.1	<0.1	1.6
	pH (Lab)	pH Units	0.01	7.96	8.07	7.94	8.59	8.31	8.33	7.79	8.45	8	8.3	6.55
SVOC TIC	SVOC Tentatively Identified Compounds	mg/kg	0.1	-	-	-	-	-	-	-	-	-	-	-
VOC TIC	VOC Tentatively Identified Compounds	mg/kg	0.001	-	-	-	-	-	-	-	-	-	-	-

Environmental Standards Comments

#1:Criteria presented is for p-xylene. A separate value is presented for o-xylene.
#2:GAC is only presented as speciated chromium. 7.7mg/kg is used for hexavalent. If hexavalent chromium (CrVI) data is available, a value of 1,500mg/kg may be appropriate for the remaining trivalent chromium (CrIII).
#3:C4SL for lead adopted
#4:GAC only presented as speciated mercury. 16mg/kg is used for elemental mercury. If the CSM indicates that elemental mercury is not a CoC and mercury is present in an inorganic form, a value of 120mg/kg for inorganic mercury may be appropriate
#5:Updated S4UL for nickel
#6:S4UL based on a threshold protective of direct skin contact with phenol

Legend

24	Result exceeds GAC
NAD	No asbestos detected
-	Determinand not analysed for in sample

Notes

With the exception of pH, where a result is given as a range the sample has been tested for a determinand twice using two different methods.

				Location_Code	TP11002	TP11002	TP11003	TP11003	TP11003	TP11004	TP11004	TP11005	TP11005	WS08028	WS08028
				Sample_Depth_Range (m)	0.75-0.85	1.85-1.95	0.05-0.1	1.4-1.45	3.1-3.2	0-0.05	1.7-1.8	0.05	0.8	0.05	0.4
				Sampled_Date_Time	20/09/2019	20/09/2019	11/09/2019	11/09/2019	11/09/2019	12/09/2019	12/09/2019	07/10/2019	07/10/2019	08/10/2019	08/10/2019
				LQM S4UL Public Open Space (POS) Residential - 1% SOM (GAC)											
Chem_Group	ChemName	output unit	MDL												
BTEX and MTBE	Benzene	mg/kg	0.001	72	-	-	-	-	-	<0.001	-	-	-	-	-
	Toluene	mg/kg	0.001	56000	-	-	-	-	-	<0.001	-	-	-	-	-
	Ethylbenzene	mg/kg	0.001	24000	-	-	-	-	-	<0.001	-	-	-	-	-
	Xylene (m & p)	mg/kg	0.001	41000[#1]	-	-	-	-	-	<0.001	-	-	-	-	-
	Xylene (o)	mg/kg	0.001	41000	-	-	-	-	-	<0.001	-	-	-	-	-
Metals	Arsenic	mg/kg	1	79	7	7	5	4	3	4	<1	9	4	4	2
	Boron	mg/kg	1	21000	<1	<1	<1	<1	<1	1.9	<1	2.3	<1	1.6	1.1
	Cadmium	mg/kg	0.5	120	<0.5	<0.5	<0.5	<0.5	<0.5	0.6	<0.5	1.1	0.6	1.1	1.3
	Chromium (hexavalent)	mg/kg	1	7.7[#2]	<1	<1	<1	<1	<1	<1	<1	<1	<1	<1	<1
	Chromium (Trivalent)	mg/kg	0.9	1500[#2]	30	13	11	19	25	13	24	27	23	24	37
	Copper	mg/kg	1	12000	10	3	8	3	3	10	3	28	13	15	8
	Lead	mg/kg	1	630[#3]	9	5	23	6	4	34	3	137	26	35	13
	Mercury	mg/kg	0.17	16[#4]	<0.17	<0.17	<0.17	<0.17	<0.17	<0.17	<0.17	<0.17	<0.17	<0.17	<0.17
	Nickel	mg/kg	1	230[#5]	24	13	8	9	10	8	8	24	19	17	31
	Selenium	mg/kg	1	1100	<1	<1	<1	<1	<1	<1	<1	1	<1	<1	<1
	Zinc	mg/kg	5	81000	35	19	36	17	20	46	18	151	56	80	57
Asbestos	Anthophyllite	Detect			NAD	NAD	NAD	NAD	NAD	NAD	NAD	NAD	NAD	NAD	NAD
	Asbestos Containing Material	Detect			NAD	NAD	NAD	NAD	NAD	NAD	NAD	NAD	NAD	NAD	NAD
	Asbestos Matrix (microscope)	-			NAD	NAD	NAD	NAD	NAD	NAD	NAD	NAD	NAD	NAD	NAD
	Asbestos Matrix (visual)	-			NAD	NAD	NAD	NAD	NAD	NAD	NAD	NAD	NAD	NAD	NAD
	Asbestos: Actinolite	Detect			NAD	NAD	NAD	NAD	NAD	NAD	NAD	NAD	NAD	NAD	NAD
	Crocidolite Asbestos	Detect			NAD	NAD	NAD	NAD	NAD	NAD	NAD	NAD	NAD	NAD	NAD
	Asbestos Gravimetric Quantification	%	0.001		-	-	-	-	-	-	-	-	-	-	-
	Chrysotile Asbestos	Detect			NAD	NAD	NAD	NAD	NAD	NAD	NAD	NAD	NAD	NAD	NAD
	Amosite Asbestos	Detect			NAD	NAD	NAD	NAD	NAD	NAD	NAD	NAD	NAD	NAD	NAD
	Tremolite	Detect			NAD	NAD	NAD	NAD	NAD	NAD	NAD	NAD	NAD	NAD	NAD
Inorganics	Cyanide (Free)	mg/kg	1		<1	<1	<1	<1	<1	2	<1	<1	<1	<1	<1
	Cyanide Total	mg/kg	1		<1	<1	<1	<1	<1	5	2	<1	<1	<1	<1
PAH	Naphthalene	mg/kg	0.03	4900	<0.03	<0.03	<0.03	<0.03	<0.03	<0.03	<0.03	<0.03	<0.03	<0.03	<0.03
	Acenaphthene	mg/kg	0.01	15000	<0.01	<0.01	<0.01	<0.01	<0.01	<0.01	<0.01	<0.01	<0.01	<0.01	<0.01
	Acenaphthylene	mg/kg	0.01	15000	<0.01	<0.01	<0.01	<0.01	<0.01	<0.01	<0.01	<0.01	<0.01	<0.01	<0.01
	Fluoranthene	mg/kg	0.08	3100	<0.08	<0.08	0.1	<0.08	<0.08	0.14	<0.08	0.72	<0.08	0.15	<0.08
	Anthracene	mg/kg	0.02	74000	<0.02	<0.02	<0.02	<0.02	<0.02	<0.02	<0.02	0.03	<0.02	<0.02	<0.02
	Phenanthrene	mg/kg	0.03	3100	<0.03	<0.03	<0.03	<0.03	<0.03	0.04	<0.03	0.21	<0.03	0.06	<0.03
	Fluorene	mg/kg	0.01	9900	<0.01	<0.01	<0.01	<0.01	<0.01	<0.01	<0.01	<0.01	<0.01	<0.01	<0.01
	Chrysene	mg/kg	0.06	57	<0.06	<0.06	<0.06	<0.06	<0.06	0.09	<0.06	0.46	<0.06	0.1	<0.06
	Pyrene	mg/kg	0.07	7400	<0.07	<0.07	0.08	<0.07	<0.07	0.13	<0.07	0.67	<0.07	0.12	<0.07
	Benzo(a)anthracene	mg/kg	0.04	29	<0.04	<0.04	0.04	<0.04	<0.04	0.08	<0.04	0.32	<0.04	0.07	<0.04
	Benzo(b)fluoranthene	mg/kg	0.05	7.1	<0.05	<0.05	0.07	<0.05	<0.05	0.13	<0.05	0.38	<0.05	0.1	<0.05
	Benzo(k)fluoranthene	mg/kg	0.07	190	<0.07	<0.07	<0.07	<0.07	<0.07	<0.07	<0.07	0.11	<0.07	<0.07	<0.07
	Benzo(a)pyrene	mg/kg	0.04	5.7	<0.04	<0.04	0.04	<0.04	<0.04	0.09	<0.04	0.24	<0.04	0.07	<0.04
	Dibenz(a,h)anthracene	mg/kg	0.04	0.57	<0.04	<0.04	<0.04	<0.04	<0.04	<0.04	<0.04	<0.04	<0.04	<0.04	<0.04
	Benzo(g,h,i)perylene	mg/kg	0.05	640	<0.05	<0.05	<0.05	<0.05	<0.05	0.08	<0.05	0.15	<0.05	<0.05	<0.05
	Indeno(1,2,3-c,d)pyrene	mg/kg	0.03	82	<0.03	<0.03	0.04	<0.03	<0.03	0.08	<0.03	0.18	<0.03	0.06	<0.03
	PAH 16 Total	mg/kg	0.01		<0.08	<0.08	0.37	<0.08	<0.08	0.86	<0.08	3.47	<0.08	0.73	<0.08
TPH	>C6-C8	mg/kg	5		<5	<5	<5	<5	<5	<5	<5	<5	<5	<5	<5
	>C8-C10	mg/kg	1		<1	<1	<1	<1	<1	<1	<1	<1	<1	<1	<1
	>C10-C12	mg/kg	1		<1	<1	<1	<1	<1	<1	<1	<1	<1	<1	<1
	>C12-C16	mg/kg	2		<2	<2	<2	<2	<2	<2	<2	<2	<2	<2	<2
	>C16-C21	mg/kg	2		<2	<2	<2	<2	<2	7	<2	5	<2	<2	<2
	>C21-C40	mg/kg	5		<5	<5	11	<5	<5	145	8	62	18	17	<5
	Total Petroleum Hydrocarbons	mg/kg	5		<5	<5	11	<5	<5	152	8	67	18	17	<5

				Location_Code	TP11002	TP11002	TP11003	TP11003	TP11003	TP11004	TP11004	TP11005	TP11005	WS08028	WS08028
				Sample_Depth_Range (m)	0.75-0.85	1.85-1.95	0.05-0.1	1.4-1.45	3.1-3.2	0-0.05	1.7-1.8	0.05	0.8	0.05	0.4
				Samoled_Date_Time	20/09/2019	20/09/2019	11/09/2019	11/09/2019	11/09/2019	12/09/2019	12/09/2019	07/10/2019	07/10/2019	08/10/2019	08/10/2019
				LQM S4UL Public Open Space (POS) Residential - 1% SOM (GAC)											
Chem_Group	**ChemName**	**output unit**	**MDL**												
VOC	cis-1,3-dichloropropene	mg/kg	0.001		-	-	-	-	-	<0.001	-	-	-	-	-
	Styrene	mg/kg	0.001		-	-	-	-	-	<0.001	-	-	-	-	-
	Sum Tetrachloroethene and Trichloroethene	mg/kg	0.002		-	-	-	-	-	<0.002	-	-	-	-	-
	trans-1,3-dichloropropene	mg/kg	0.001		-	-	-	-	-	<0.001	-	-	-	-	-
	1,1,1,2-tetrachloroethane	mg/kg	0.001	1400	-	-	-	-	-	<0.001	-	-	-	-	-
	1,1,1-trichloroethane	mg/kg	0.001	140000	-	-	-	-	-	<0.001	-	-	-	-	-
	1,1,2,2-tetrachloroethane	mg/kg	0.001	1400	-	-	-	-	-	<0.001	-	-	-	-	-
	1,1,2-trichloroethane	mg/kg	0.001		-	-	-	-	-	<0.001	-	-	-	-	-
	1,1-dichloroethane	mg/kg	0.001		-	-	-	-	-	<0.001	-	-	-	-	-
	1,1-dichloroethene	mg/kg	0.001		-	-	-	-	-	<0.001	-	-	-	-	-
	1,1-dichloropropene	mg/kg	0.001		-	-	-	-	-	<0.001	-	-	-	-	-
	1,2,3-trichloropropane	mg/kg	0.001		-	-	-	-	-	<0.001	-	-	-	-	-
	1,2,4-trimethylbenzene	mg/kg	0.001		-	-	-	-	-	<0.001	-	-	-	-	-
	1,2-dibromo-3-chloropropane	mg/kg	0.002		-	-	-	-	-	<0.002	-	-	-	-	-
	1,2-dibromoethane	mg/kg	0.001		-	-	-	-	-	<0.001	-	-	-	-	-
	1,2-dichloroethane	mg/kg	0.002	29	-	-	-	-	-	<0.002	-	-	-	-	-
	1,2-Dichloroethene (cis & trans)	mg/kg	0.002		-	-	-	-	-	<0.002	-	-	-	-	-
	1,2-dichloropropane	mg/kg	0.001		-	-	-	-	-	<0.001	-	-	-	-	-
	1,3,5-trimethylbenzene	mg/kg	0.001		-	-	-	-	-	<0.001	-	-	-	-	-
	1,3-dichloropropane	mg/kg	0.001		-	-	-	-	-	<0.001	-	-	-	-	-
	2,2-dichloropropane	mg/kg	0.001		-	-	-	-	-	<0.001	-	-	-	-	-
	Trihalomethanes	mg/kg	0.004		-	-	-	-	-	<0.015	-	-	-	-	-
	2-chlorotoluene	mg/kg	0.001		-	-	-	-	-	<0.001	-	-	-	-	-
	4-chlorotoluene	mg/kg	0.001		-	-	-	-	-	<0.001	-	-	-	-	-
	Bromobenzene	mg/kg	0.001		-	-	-	-	-	<0.001	-	-	-	-	-
	Bromochloromethane	mg/kg	0.005		-	-	-	-	-	<0.005	-	-	-	-	-
	Bromodichloromethane	mg/kg	0.01		-	-	-	-	-	<0.01	-	-	-	-	-
	Bromoform	mg/kg	0.001		-	-	-	-	-	<0.001	-	-	-	-	-
	Bromomethane	mg/kg	0.001		-	-	-	-	-	<0.001	-	-	-	-	-
	Carbon disulfide	mg/kg	0.001	11000	-	-	-	-	-	<0.001	-	-	-	-	-
	Carbon tetrachloride	mg/kg	0.001	890	-	-	-	-	-	<0.001	-	-	-	-	-
	Chlorodibromomethane	mg/kg	0.003		-	-	-	-	-	<0.003	-	-	-	-	-
	Chloroethane	mg/kg	0.001		-	-	-	-	-	<0.001	-	-	-	-	-
	Chloroform	mg/kg	0.001	2500	-	-	-	-	-	<0.001	-	-	-	-	-
	Chloromethane	mg/kg	0.01		-	-	-	-	-	<0.01	-	-	-	-	-
	cis-1,2-dichloroethene	mg/kg	0.001		-	-	-	-	-	<0.001	-	-	-	-	-
	Dibromomethane	mg/kg	0.001		-	-	-	-	-	<0.001	-	-	-	-	-
	Dichlorodifluoromethane	mg/kg	0.001		-	-	-	-	-	<0.001	-	-	-	-	-
	Dichloromethane	mg/kg	0.005		-	-	-	-	-	<0.005	-	-	-	-	-
	Isopropylbenzene	mg/kg	0.001		-	-	-	-	-	<0.001	-	-	-	-	-
	n-butylbenzene	mg/kg	0.001		-	-	-	-	-	<0.001	-	-	-	-	-
	n-propylbenzene	mg/kg	0.001		-	-	-	-	-	<0.001	-	-	-	-	-
	p-isopropyltoluene	mg/kg	0.001		-	-	-	-	-	<0.001	-	-	-	-	-
	sec-butylbenzene	mg/kg	0.001		-	-	-	-	-	<0.001	-	-	-	-	-
	Trichloroethene	mg/kg	0.001	120	-	-	-	-	-	<0.001	-	-	-	-	-
	tert-butylbenzene	mg/kg	0.002		-	-	-	-	-	<0.002	-	-	-	-	-
	Tetrachloroethene	mg/kg	0.001	1400	-	-	-	-	-	<0.001	-	-	-	-	-
	trans-1,2-dichloroethene	mg/kg	0.001		-	-	-	-	-	<0.001	-	-	-	-	-
	Trichlorofluoromethane	mg/kg	0.001		-	-	-	-	-	<0.001	-	-	-	-	-
	Vinyl chloride	mg/kg	0.001	3.5	-	-	-	-	-	<0.001	-	-	-	-	-
VOC/SVOC	1,2,3-trichlorobenzene	mg/kg	0.003	1800	-	-	-	-	-	<0.003	-	-	-	-	-
	1,2,4-trichlorobenzene	mg/kg	0.003	15000	-	-	-	-	-	<0.003	-	-	-	-	-
	1,2-dichlorobenzene	mg/kg	0.001	90000	-	-	-	-	-	<0.001	-	-	-	-	-
	1,3-dichlorobenzene	mg/kg	0.001	300	-	-	-	-	-	<0.001	-	-	-	-	-
	1,4-dichlorobenzene	mg/kg	0.001	17000	-	-	-	-	-	<0.001	-	-	-	-	-
	Chlorobenzene	mg/kg	0.001	11000	-	-	-	-	-	<0.001	-	-	-	-	-
	Dichlorobenzene	mg/kg	0.003		-	-	-	-	-	<0.003	-	-	-	-	-
	Hexachlorobutadiene	mg/kg	0.001	25	-	-	-	-	-	<0.001	-	-	-	-	-
	Trichlorobenzene (total)	mg/kg	0.006		-	-	-	-	-	<0.006	-	-	-	-	-
SVOC	4-nitrophenol	mg/kg	0.1		-	-	-	-	-	<0.1	-	-	-	-	-
	Perylene	mg/kg	0.1		-	-	-	-	-	<0.1	-	-	-	-	-
	2,4,5-trichlorophenol	mg/kg	0.1		-	-	-	-	-	<0.1	-	-	-	-	-
	2,4,6-trichlorophenol	mg/kg	0.1		-	-	-	-	-	<0.1	-	-	-	-	-
	2,4-dichlorophenol	mg/kg	0.1		-	-	-	-	-	<0.1	-	-	-	-	-
	2,4-dimethylphenol	mg/kg	0.1		-	-	-	-	-	<0.1	-	-	-	-	-
	2,4-dinitrotoluene	mg/kg	0.1		-	-	-	-	-	<0.1	-	-	-	-	-
	2,6-dinitrotoluene	mg/kg	0.1		-	-	-	-	-	<0.1	-	-	-	-	-
	2-chloronaphthalene	mg/kg	0.1		-	-	-	-	-	<0.1	-	-	-	-	-
	2-chlorophenol	mg/kg	0.1		-	-	-	-	-	<0.1	-	-	-	-	-
	2-methylnaphthalene	mg/kg	0.1		-	-	-	-	-	<0.1	-	-	-	-	-
	2-methylphenol	mg/kg	0.1		-	-	-	-	-	<0.1	-	-	-	-	-
	2-nitrophenol	mg/kg	0.1		-	-	-	-	-	<0.1	-	-	-	-	-
	4-chloro-3-methylphenol	mg/kg	0.1		-	-	-	-	-	<0.1	-	-	-	-	-
	Bis(2-chloroethoxy) methane	mg/kg	0.1		-	-	-	-	-	<0.1	-	-	-	-	-
	Bis(2-chloroethyl)ether	mg/kg	0.1		-	-	-	-	-	<0.1	-	-	-	-	-
	Bis(2-chloroisopropyl) ether	mg/kg	0.1		-	-	-	-	-	<0.1	-	-	-	-	-
	Bis(2-ethylhexyl) phthalate	mg/kg	0.5		-	-	-	-	-	<0.5	-	-	-	-	-
	Butyl benzyl phthalate	mg/kg	0.1		-	-	-	-	-	<0.1	-	-	-	-	-
	Carbazole	mg/kg	0.1		-	-	-	-	-	<0.1	-	-	-	-	-
	Dibenzofuran	mg/kg	0.1		-	-	-	-	-	<0.1	-	-	-	-	-
	Diethylphthalate	mg/kg	0.1		-	-	-	-	-	<0.1	-	-	-	-	-
	Dimethyl phthalate	mg/kg	0.1		-	-	-	-	-	<0.1	-	-	-	-	-
	Di-n-butyl phthalate	mg/kg	0.1		-	-	-	-	-	<0.1	-	-	-	-	-
	Di-n-octyl phthalate	mg/kg	0.5		-	-	-	-	-	<0.5	-	-	-	-	-
	Hexachlorobenzene	mg/kg	0.1	16	-	-	-	-	-	<0.1	-	-	-	-	-
	Hexachlorocyclopentadiene	mg/kg	0.1		-	-	-	-	-	<0.1	-	-	-	-	-
	Hexachloroethane	mg/kg	0.1		-	-	-	-	-	<0.1	-	-	-	-	-
	Isophorone	mg/kg	0.1		-	-	-	-	-	<0.1	-	-	-	-	-
	Nitrobenzene	mg/kg	0.1		-	-	-	-	-	<0.1	-	-	-	-	-
	N-nitrosodi-n-propylamine	mg/kg	0.1		-	-	-	-	-	<0.1	-	-	-	-	-
	Pentachlorophenol	mg/kg	0.1	60	-	-	-	-	-	<0.1	-	-	-	-	-

				Location_Code	TP11002	TP11002	TP11003	TP11003	TP11003	TP11004	TP11004	TP11005	TP11005	WS08028	WS08028
				Sample_Depth_Range (m)	0.75-0.85	1.85-1.95	0.05-0.1	1.4-1.45	3.1-3.2	0-0.05	1.7-1.8	0.05	0.8	0.05	0.4
				Sampled_Date_Time	20/09/2019	20/09/2019	11/09/2019	11/09/2019	11/09/2019	12/09/2019	12/09/2019	07/10/2019	07/10/2019	08/10/2019	08/10/2019
				LQM S4UL Public Open Space (POS) Residential - 1% SOM (GAC)											
Chem_Group	ChemName	output unit	MDL												
Phenolics	3-&4-methylphenol	mg/kg	0.1		-	-	-	-	-	<0.1	-	-	-	-	-
	Phenol	mg/kg	0.1	(dir)760[#6]	-	-	-	-	-	<0.1	-	-	-	-	-
	Total Phenols	mg/kg	0.2		<0.2	<0.2	<0.2	<0.2	<0.2	<0.2	<0.2	<0.2	<0.2	<0.2	<0.2
Other	% Moisture at <40C	% w/w	0.1		10.7	6.3	6.1	6.3	13.3	10.1	11.8	34.3	26.2	13.9	13.3
	Organic Carbon	percent	0.03		0.27	0.05	0.9	0.08	0.06	4.6	0.07	4.54	1.05	1.6	0.58
	% Stones >10mm	% w/w	0.1		0.9	1.6	17.2	41.8	<0.1	23.6	<0.1	<0.1	<0.1	3.1	9.7
	pH (Lab)	pH_Units	0.01		7.49	8.46	7.88	8.01	5.3	7.58	7.91	7.44	7.36	8.41	8.54
SVOC TIC	SVOC Tentatively Identified Compounds	mg/kg	0.1		-	-	-	-	-	0.1	-	-	-	-	-
VOC TIC	VOC Tentatively Identified Compounds	mg/kg	0.001		-	-	-	-	-	0.001	-	-	-	-	-

Environmental Standards Comments

#1:Criteria presented is for p-xylene. A separate value is presented for o-xylene.
#2:GAC is only presented as speciated chromium. 7.7mg/kg is used for hexavalent. If hexavalent chromium (CrVI) data is available, a value of 1,500mg/kg may be appropriate for the remaining trivalent chromium (CrIII).
#3:C4SL for lead adopted
#4:GAC only presented as speciated mercury. 16mg/kg is used for elemental mercury. If the CSM indicates that elemental mercury is not a CoC and mercury is present in an inorganic form, a value of 120mg/kg for inorganic mercury may be appropriate
#5:Updated S4UL for nickel
#6:S4UL based on a threshold protective of direct skin contact with phenol

Legend

24	Result exceeds GAC
NAD	No asbestos detected
-	Determinand not analysed for in sample

Notes

With the exception of pH, where a result is given as a range the sample has been tested for a determinand twice using two different methods.

				Location_Code	WS08028	WS08028	WS08038	WS08038	WS08038	WS08038	WS09005	WS09008	WS09008	WS09008	WS09009
				Sample_Depth_Range (m)	1.44-1.64	4.24-4.54	0.05	0.4	1.2	3.8	0.4	0.05	0.4	1.35-1.58	0.05
				Sampled_Date_Time	09/10/2019	09/10/2019	11/10/2019	11/10/2019	11/10/2019	11/10/2019	02/10/2019	25/09/2019	25/09/2019	26/09/2019	25/09/2019
				LQM S4UL Public Open Space (POS) Residential - 1% SOM (GAC)											
Chem_Group	**ChemName**	**output unit**	**MDL**												
BTEX and MTBE	Benzene	mg/kg	0.001	72	-	-	-	-	-	-	-	-	-	-	-
	Toluene	mg/kg	0.001	56000	-	-	-	-	-	-	-	-	-	-	-
	Ethylbenzene	mg/kg	0.001	24000	-	-	-	-	-	-	-	-	-	-	-
	Xylene (m & p)	mg/kg	0.001	41000[#1]	-	-	-	-	-	-	-	-	-	-	-
	Xylene (o)	mg/kg	0.001	41000	-	-	-	-	-	-	-	-	-	-	-
Metals	Arsenic	mg/kg	1	79	<1	22	8	5	13	7	5	8	7	6	7
	Boron	mg/kg	1	21000	<1	<1	1.3	1.1	<1	<1	<1	<1	<1	<1	1.2
	Cadmium	mg/kg	0.5	120	<0.5	<0.5	0.8	<0.5	0.7	<0.5	0.6	0.7	0.6	1.5	<0.5
	Chromium (hexavalent)	mg/kg	1	7.7[#2]	<1	<1	<1	<1	<1	<1	<1	<1	<1	<1	<1
	Chromium (Trivalent)	mg/kg	0.9	1500[#2]	17	8	23	13	19	84	12	26	23	16	23
	Copper	mg/kg	1	12000	6	4	13	4	4	5	9	16	13	3	19
	Lead	mg/kg	1	630[#3]	3	4	42	13	7	5	25	48	37	7	51
	Mercury	mg/kg	0.17	16[#4]	1.36	<0.17	0.19	<0.17	<0.17	<0.17	<0.17	<0.17	<0.17	<0.17	<0.17
	Nickel	mg/kg	1	230[#5]	12	17	15	11	18	84	10	14	13	16	14
	Selenium	mg/kg	1	1100	<1	<1	1	<1	<1	<1	<1	<1	<1	1	<1
	Zinc	mg/kg	5	81000	31	18	58	25	27	10	37	66	55	27	72
Asbestos	Anthophyllite	Detect			NAD	NAD	NAD	NAD	NAD	NAD	NAD	NAD	NAD	NAD	NAD
	Asbestos Containing Material	Detect			NAD	NAD	NAD	NAD	NAD	NAD	NAD	NAD	NAD	NAD	NAD
	Asbestos Matrix (microscope)	-			NAD	NAD	NAD	NAD	NAD	NAD	NAD	NAD	NAD	NAD	NAD
	Asbestos Matrix (visual)	-			NAD	NAD	NAD	NAD	NAD	NAD	NAD	NAD	NAD	NAD	NAD
	Asbestos: Actinolite	Detect			NAD	NAD	NAD	NAD	NAD	NAD	NAD	NAD	NAD	NAD	NAD
	Crocidolite Asbestos	Detect			NAD	NAD	NAD	NAD	NAD	NAD	NAD	NAD	NAD	NAD	NAD
	Asbestos Gravimetric Quantification	%	0.001		-	-	-	-	-	-	-	-	-	-	-
	Chrysotile Asbestos	Detect			NAD	NAD	NAD	NAD	NAD	NAD	NAD	NAD	NAD	NAD	NAD
	Amosite Asbestos	Detect			NAD	NAD	NAD	NAD	NAD	NAD	NAD	NAD	NAD	NAD	NAD
	Tremolite	Detect			NAD	NAD	NAD	NAD	NAD	NAD	NAD	NAD	NAD	NAD	NAD
Inorganics	Cyanide (Free)	mg/kg	1		<1	<1	<1	<1	<1	<1	<1	<1	<1	<1	<1
	Cyanide Total	mg/kg	1		<1	<1	<1	<1	<1	<1	<1	<1	<1	<1	<1
PAH	Naphthalene	mg/kg	0.03	4900	<0.03	<0.03	<0.03	<0.03	<0.03	<0.03	<0.03	<0.03	<0.03	<0.03	<0.03
	Acenaphthene	mg/kg	0.01	15000	<0.01	<0.01	<0.01	<0.01	<0.01	<0.01	<0.01	<0.01	<0.01	<0.01	0.63
	Acenaphthylene	mg/kg	0.01	15000	<0.01	<0.01	<0.01	<0.01	<0.01	<0.01	<0.01	0.01	<0.01	<0.01	<0.01
	Fluoranthene	mg/kg	0.08	3100	<0.08	<0.08	0.2	<0.08	<0.08	<0.08	0.13	0.44	0.37	<0.08	26.2
	Anthracene	mg/kg	0.02	74000	<0.02	<0.02	<0.02	<0.02	<0.02	<0.02	<0.02	<0.02	<0.02	<0.02	1.88
	Phenanthrene	mg/kg	0.03	3100	<0.03	<0.03	0.08	<0.03	<0.03	<0.03	0.05	0.16	0.14	<0.03	11.2
	Fluorene	mg/kg	0.01	9900	<0.01	<0.01	<0.01	<0.01	<0.01	<0.01	<0.01	<0.01	<0.01	<0.01	<0.01
	Chrysene	mg/kg	0.06	57	<0.06	<0.06	0.13	<0.06	<0.06	<0.06	0.13	0.29	0.23	<0.06	18.8
	Pyrene	mg/kg	0.07	7400	<0.07	<0.07	0.18	<0.07	<0.07	<0.07	0.13	0.39	0.33	<0.07	23.8
	Benzo(a)anthracene	mg/kg	0.04	29	<0.04	<0.04	0.11	<0.04	<0.04	<0.04	0.12	0.21	0.17	<0.04	14.4
	Benzo(b)fluoranthene	mg/kg	0.05	7.1	<0.05	<0.05	0.19	<0.05	<0.05	<0.05	0.13	0.25	0.19	<0.05	16.9
	Benzo(k)fluoranthene	mg/kg	0.07	190	<0.07	<0.07	<0.07	<0.07	<0.07	<0.07	<0.07	0.08	<0.07	<0.07	5.63
	Benzo(a)pyrene	mg/kg	0.04	5.7	<0.04	<0.04	0.14	<0.04	<0.04	<0.04	0.09	0.19	0.15	<0.04	12.5
	Dibenz(a,h)anthracene	mg/kg	0.04	0.57	<0.04	<0.04	<0.04	<0.04	<0.04	<0.04	<0.04	<0.04	<0.04	<0.04	<0.04
	Benzo(g,h,i)perylene	mg/kg	0.05	640	<0.05	<0.05	0.12	<0.05	<0.05	<0.05	0.05	0.13	0.12	<0.05	9.38
	Indeno(1,2,3-c,d)pyrene	mg/kg	0.03	82	<0.03	<0.03	0.12	<0.03	<0.03	<0.03	0.07	0.16	0.15	<0.03	11.9
	PAH 16 Total	mg/kg	0.01		<0.08	<0.08	1.27	<0.08	<0.08	<0.08	0.9	2.31	1.85	<0.08	153
TPH	>C6-C8	mg/kg	5		<5	<5	<5	<5	<5	<5	<5	<5	<5	<5	<5
	>C8-C10	mg/kg	1		<1	<1	<1	<1	<1	<1	<1	<1	<1	<1	<1
	>C10-C12	mg/kg	1		<1	<1	<1	<1	<1	<1	<1	<1	<1	<1	<1
	>C12-C16	mg/kg	2		<2	<2	<2	<2	<2	<2	<2	<2	<2	<2	<2
	>C16-C21	mg/kg	2		<2	<2	4	<2	<2	2	<2	5	3	<2	250
	>C21-C40	mg/kg	5		<5	21	31	5	<5	32	8	49	28	<5	1440
	Total Petroleum Hydrocarbons	mg/kg	5		<5	21	35	5	<5	34	8	54	31	<5	1690

				Location_Code	WS08028	WS08028	WS08038	WS08038	WS08038	WS08038	WS09005	WS09008	WS09008	WS09008	WS09009
				Sample_Depth_Range (m)	1.44-1.64	4.24-4.54	0.05	0.4	1.2	3.8	0.4	0.05	0.4	1.35-1.58	0.05
				Sampled_Date_Time	09/10/2019	09/10/2019	11/10/2019	11/10/2019	11/10/2019	11/10/2019	02/10/2019	25/09/2019	25/09/2019	26/09/2019	25/09/2019
				LQM S4UL Public Open Space (POS) Residential - 1% SOM (GAC)											
Chem_Group	ChemName	output unit	MDL												
VOC	cis-1,3-dichloropropene	mg/kg	0.001	[illegible]	-	-	-	-	-	-	-	-	-	-	-
	Styrene	mg/kg	0.001		-	-	-	-	-	-	-	-	-	-	-
	Sum Tetrachloroethene and Trichloroethene	mg/kg	0.002		-	-	-	-	-	-	-	-	-	-	-
	trans-1,3-dichloropropene	mg/kg	0.001		-	-	-	-	-	-	-	-	-	-	-
	1,1,1,2-tetrachloroethane	mg/kg	0.001	1400	-	-	-	-	-	-	-	-	-	-	-
	1,1,1-trichloroethane	mg/kg	0.001	140000	-	-	-	-	-	-	-	-	-	-	-
	1,1,2,2-tetrachloroethane	mg/kg	0.001	1400	-	-	-	-	-	-	-	-	-	-	-
	1,1,2-trichloroethane	mg/kg	0.001		-	-	-	-	-	-	-	-	-	-	-
	1,1-dichloroethane	mg/kg	0.001		-	-	-	-	-	-	-	-	-	-	-
	1,1-dichloroethene	mg/kg	0.001		-	-	-	-	-	-	-	-	-	-	-
	1,1-dichloropropene	mg/kg	0.001		-	-	-	-	-	-	-	-	-	-	-
	1,2,3-trichloropropane	mg/kg	0.001		-	-	-	-	-	-	-	-	-	-	-
	1,2,4-trimethylbenzene	mg/kg	0.001		-	-	-	-	-	-	-	-	-	-	-
	1,2-dibromo-3-chloropropane	mg/kg	0.002		-	-	-	-	-	-	-	-	-	-	-
	1,2-dibromoethane	mg/kg	0.001		-	-	-	-	-	-	-	-	-	-	-
	1,2-dichloroethane	mg/kg	0.002	29	-	-	-	-	-	-	-	-	-	-	-
	1,2-Dichloroethene (cis & trans)	mg/kg	0.002		-	-	-	-	-	-	-	-	-	-	-
	1,2-dichloropropane	mg/kg	0.001		-	-	-	-	-	-	-	-	-	-	-
	1,3,5-trimethylbenzene	mg/kg	0.001		-	-	-	-	-	-	-	-	-	-	-
	1,3-dichloropropane	mg/kg	0.001		-	-	-	-	-	-	-	-	-	-	-
	2,2-dichloropropane	mg/kg	0.001		-	-	-	-	-	-	-	-	-	-	-
	Trihalomethanes	mg/kg	0.004		-	-	-	-	-	-	-	-	-	-	-
	2-chlorotoluene	mg/kg	0.001		-	-	-	-	-	-	-	-	-	-	-
	4-chlorotoluene	mg/kg	0.001		-	-	-	-	-	-	-	-	-	-	-
	Bromobenzene	mg/kg	0.001		-	-	-	-	-	-	-	-	-	-	-
	Bromochloromethane	mg/kg	0.005		-	-	-	-	-	-	-	-	-	-	-
	Bromodichloromethane	mg/kg	0.01		-	-	-	-	-	-	-	-	-	-	-
	Bromoform	mg/kg	0.001		-	-	-	-	-	-	-	-	-	-	-
	Bromomethane	mg/kg	0.001		-	-	-	-	-	-	-	-	-	-	-
	Carbon disulfide	mg/kg	0.001	11000	-	-	-	-	-	-	-	-	-	-	-
	Carbon tetrachloride	mg/kg	0.001	890	-	-	-	-	-	-	-	-	-	-	-
	Chlorodibromomethane	mg/kg	0.003		-	-	-	-	-	-	-	-	-	-	-
	Chloroethane	mg/kg	0.001		-	-	-	-	-	-	-	-	-	-	-
	Chloroform	mg/kg	0.001	2500	-	-	-	-	-	-	-	-	-	-	-
	Chloromethane	mg/kg	0.01		-	-	-	-	-	-	-	-	-	-	-
	cis-1,2-dichloroethene	mg/kg	0.001		-	-	-	-	-	-	-	-	-	-	-
	Dibromomethane	mg/kg	0.001		-	-	-	-	-	-	-	-	-	-	-
	Dichlorodifluoromethane	mg/kg	0.001		-	-	-	-	-	-	-	-	-	-	-
	Dichloromethane	mg/kg	0.005		-	-	-	-	-	-	-	-	-	-	-
	Isopropylbenzene	mg/kg	0.001		-	-	-	-	-	-	-	-	-	-	-
	n-butylbenzene	mg/kg	0.001		-	-	-	-	-	-	-	-	-	-	-
	n-propylbenzene	mg/kg	0.001		-	-	-	-	-	-	-	-	-	-	-
	p-isopropyltoluene	mg/kg	0.001		-	-	-	-	-	-	-	-	-	-	-
	sec-butylbenzene	mg/kg	0.001		-	-	-	-	-	-	-	-	-	-	-
	Trichloroethene	mg/kg	0.001	120	-	-	-	-	-	-	-	-	-	-	-
	tert-butylbenzene	mg/kg	0.002		-	-	-	-	-	-	-	-	-	-	-
	Tetrachloroethene	mg/kg	0.001	1400	-	-	-	-	-	-	-	-	-	-	-
	trans-1,2-dichloroethene	mg/kg	0.001		-	-	-	-	-	-	-	-	-	-	-
	Trichlorofluoromethane	mg/kg	0.001		-	-	-	-	-	-	-	-	-	-	-
	Vinyl chloride	mg/kg	0.001	3.5	-	-	-	-	-	-	-	-	-	-	-
VOC/SVOC	1,2,3-trichlorobenzene	mg/kg	0.003	1800	-	-	-	-	-	-	-	-	-	-	-
	1,2,4-trichlorobenzene	mg/kg	0.003	15000	-	-	-	-	-	-	-	-	-	-	-
	1,2-dichlorobenzene	mg/kg	0.001	90000	-	-	-	-	-	-	-	-	-	-	-
	1,3-dichlorobenzene	mg/kg	0.001	300	-	-	-	-	-	-	-	-	-	-	-
	1,4-dichlorobenzene	mg/kg	0.001	17000	-	-	-	-	-	-	-	-	-	-	-
	Chlorobenzene	mg/kg	0.001	11000	-	-	-	-	-	-	-	-	-	-	-
	Dichlorobenzene	mg/kg	0.003		-	-	-	-	-	-	-	-	-	-	-
	Hexachlorobutadiene	mg/kg	0.001	25	-	-	-	-	-	-	-	-	-	-	-
	Trichlorobenzene (total)	mg/kg	0.006		-	-	-	-	-	-	-	-	-	-	-
SVOC	4-nitrophenol	mg/kg	0.1		-	-	-	-	-	-	-	-	-	-	-
	Perylene	mg/kg	0.1		-	-	-	-	-	-	-	-	-	-	-
	2,4,5-trichlorophenol	mg/kg	0.1		-	-	-	-	-	-	-	-	-	-	-
	2,4,6-trichlorophenol	mg/kg	0.1		-	-	-	-	-	-	-	-	-	-	-
	2,4-dichlorophenol	mg/kg	0.1		-	-	-	-	-	-	-	-	-	-	-
	2,4-dimethylphenol	mg/kg	0.1		-	-	-	-	-	-	-	-	-	-	-
	2,4-dinitrotoluene	mg/kg	0.1		-	-	-	-	-	-	-	-	-	-	-
	2,6-dinitrotoluene	mg/kg	0.1		-	-	-	-	-	-	-	-	-	-	-
	2-chloronaphthalene	mg/kg	0.1		-	-	-	-	-	-	-	-	-	-	-
	2-chlorophenol	mg/kg	0.1		-	-	-	-	-	-	-	-	-	-	-
	2-methylnaphthalene	mg/kg	0.1		-	-	-	-	-	-	-	-	-	-	-
	2-methylphenol	mg/kg	0.1		-	-	-	-	-	-	-	-	-	-	-
	2-nitrophenol	mg/kg	0.1		-	-	-	-	-	-	-	-	-	-	-
	4-chloro-3-methylphenol	mg/kg	0.1		-	-	-	-	-	-	-	-	-	-	-
	Bis(2-chloroethoxy) methane	mg/kg	0.1		-	-	-	-	-	-	-	-	-	-	-
	Bis(2-chloroethyl)ether	mg/kg	0.1		-	-	-	-	-	-	-	-	-	-	-
	Bis(2-chloroisopropyl) ether	mg/kg	0.1		-	-	-	-	-	-	-	-	-	-	-
	Bis(2-ethylhexyl) phthalate	mg/kg	0.5		-	-	-	-	-	-	-	-	-	-	-
	Butyl benzyl phthalate	mg/kg	0.1		-	-	-	-	-	-	-	-	-	-	-
	Carbazole	mg/kg	0.1		-	-	-	-	-	-	-	-	-	-	-
	Dibenzofuran	mg/kg	0.1		-	-	-	-	-	-	-	-	-	-	-
	Diethylphthalate	mg/kg	0.1		-	-	-	-	-	-	-	-	-	-	-
	Dimethyl phthalate	mg/kg	0.1		-	-	-	-	-	-	-	-	-	-	-
	Di-n-butyl phthalate	mg/kg	0.1		-	-	-	-	-	-	-	-	-	-	-
	Di-n-octyl phthalate	mg/kg	0.5		-	-	-	-	-	-	-	-	-	-	-
	Hexachlorobenzene	mg/kg	0.1	16	-	-	-	-	-	-	-	-	-	-	-
	Hexachlorocyclopentadiene	mg/kg	0.1		-	-	-	-	-	-	-	-	-	-	-
	Hexachloroethane	mg/kg	0.1		-	-	-	-	-	-	-	-	-	-	-
	Isophorone	mg/kg	0.1		-	-	-	-	-	-	-	-	-	-	-
	Nitrobenzene	mg/kg	0.1		-	-	-	-	-	-	-	-	-	-	-
	N-nitrosodi-n-propylamine	mg/kg	0.1		-	-	-	-	-	-	-	-	-	-	-
	Pentachlorophenol	mg/kg	0.1	60	-	-	-	-	-	-	-	-	-	-	-

			Location_Code	WS08028	WS08028	WS08038	WS08038	WS08038	WS08038	WS09005	WS09008	WS09008	WS09008	WS09009
			Sample_Depth_Range (m)	1.44-1.64	4.24-4.54	0.05	0.4	1.2	3.8	0.4	0.05	0.4	1.35-1.58	0.05
			Sampled_Date_Time	09/10/2019	09/10/2019	11/10/2019	11/10/2019	11/10/2019	11/10/2019	02/10/2019	25/09/2019	25/09/2019	26/09/2019	25/09/2019
			LQM S4UL Public Open Space (POS) Residential - 1% SOM (GAC)											
Chem_Group	ChemName	output unit	MDL											
Phenolics	3-&4-methylphenol	mg/kg	0.1	-	-	-	-	-	-	-	-	-	-	-
	Phenol	mg/kg	0.1	760[#6]	-	-	-	-	-	-	-	-	-	-
	Total Phenols	mg/kg	0.2	<0.2	<0.2	<0.2	<0.2	<0.2	<0.2	<0.2	<0.2	<0.2	<0.2	<0.2
Other	% Moisture at <40C	% w/w	0.1	22	6.6	14.8	11.2	16.7	7.3	4.5	6.6	5.9	6.8	98.4
	Organic Carbon	percent	0.03	0.2	0.15	1.57	0.51	0.12	<0.03	0.51	1.17	0.84	0.06	1.23
	% Stones >10mm	% w/w	0.1	<0.1	26.3	<0.1	3.2	<0.1	<0.1	25.2	4	<0.1	<0.1	<0.1
	pH (Lab)	pH Units	0.01	9.06	8.94	7.7	7.92	8.61	9.19	6.76	6.58	6.97	7.82	7.3
SVOC TIC	SVOC Tentatively Identified Compounds	mg/kg	0.1	-	-	-	-	-	-	-	-	-	-	-
VOC TIC	VOC Tentatively Identified Compounds	mg/kg	0.001	-	-	-	-	-	-	-	-	-	-	-

Environmental Standards Comments

#1:Criteria presented is for p-xylene. A separate value is presented for o-xylene.
#2:GAC is only presented as speciated chromium. 7.7mg/kg is used for hexavalent. If hexavalent chromium (CrVI) data is available, a value of 1,500mg/kg may be appropriate for the remaining trivalent chromium (CrIII).
#3:C4SL for lead adopted
#4:GAC only presented as speciated mercury. 16mg/kg is used for elemental mercury. If the CSM indicates that elemental mercury is not a CoC and mercury is present in an inorganic form, a value of 120mg/kg for inorganic mercury may be appropriate
#5:Updated S4UL for nickel
#6:S4UL based on a threshold protective of direct skin contact with phenol

Legend

24	Result exceeds GAC
NAD	No asbestos detected
-	Determinand not analysed for in sample

Notes

With the exception of pH, where a result is given as a range the sample has been tested for a determinand twice using two different methods.

				Location_Code	WS09009	WS09009	WS09010	WS09010	WS09010	WS09010	WS09011	WS09011	WS09012	WS09012	WS09013
				Sample_Depth_Range (m)	0.8	1.77-1.95	0.05	0.35	2.08-2.22	3.55-3.85	0.05	0.7	0.05	0.45	0.05
				Sampled_Date_Time	25/09/2019	26/09/2019	24/09/2019	24/09/2019	25/09/2019	25/09/2019	14/10/2019	14/10/2019	24/09/2019	24/09/2019	02/10/2019
				LQM S4UL Public Open Space (POS) Residential - 1% SOM (GAC)											
Chem_Group	**ChemName**	**output unit**	**MDL**												
BTEX and MTBE	Benzene	mg/kg	0.001	72	-	-	-	-	-	-	-	-	-	-	-
	Toluene	mg/kg	0.001	56000	-	-	-	-	-	-	-	-	-	-	-
	Ethylbenzene	mg/kg	0.001	24000	-	-	-	-	-	-	-	-	-	-	-
	Xylene (m & p)	mg/kg	0.001	41000[#1]	-	-	-	-	-	-	-	-	-	-	-
	Xylene (o)	mg/kg	0.001	41000	-	-	-	-	-	-	-	-	-	-	-
Metals	Arsenic	mg/kg	1	79	3	9	7	13	4	<1	4	3	3	<1	8
	Boron	mg/kg	1	21000	<1	<1	1	1	<1	<1	1.1	<1	<1	<1	1.5
	Cadmium	mg/kg	0.5	120	<0.5	<0.5	0.6	0.9	0.6	<0.5	0.7	<0.5	<0.5	<0.5	0.5
	Chromium (hexavalent)	mg/kg	1	7.7[#2]	<1	<1	<1	<1	<1	<1	<1	<1	<1	<1	<1
	Chromium (Trivalent)	mg/kg	0.9	1500[#2]	12	12	21	28	24	11	54	12	19	11	25
	Copper	mg/kg	1	12000	3	2	6	7	7	4	14	3	20	4	18
	Lead	mg/kg	1	630[#3]	7	4	23	26	8	4	62	10	65	12	54
	Mercury	mg/kg	0.17	16[#4]	<0.17	<0.17	<0.17	<0.17	<0.17	0.2	<0.17	<0.17	<0.17	<0.17	<0.17
	Nickel	mg/kg	1	230[#5]	10	11	12	19	22	9	9	9	9	7	16
	Selenium	mg/kg	1	1100	<1	<1	<1	<1	<1	<1	<1	<1	<1	<1	<1
	Zinc	mg/kg	5	81000	14	16	37	47	33	27	55	16	68	22	80
Asbestos	Anthophyllite	Detect			NAD	NAD	NAD	NAD	NAD	NAD	NAD	NAD	NAD	NAD	NAD
	Asbestos Containing Material	Detect			NAD	NAD	NAD	NAD	NAD	NAD	NAD	NAD	NAD	NAD	NAD
	Asbestos Matrix (microscope)	-			NAD	NAD	NAD	NAD	NAD	NAD	NAD	NAD	NAD	NAD	NAD
	Asbestos Matrix (visual)	-			NAD	NAD	NAD	NAD	NAD	NAD	NAD	NAD	NAD	NAD	NAD
	Asbestos: Actinolite	Detect			NAD	NAD	NAD	NAD	NAD	NAD	NAD	NAD	NAD	NAD	NAD
	Crocidolite Asbestos	Detect			NAD	NAD	NAD	NAD	NAD	NAD	NAD	NAD	NAD	NAD	NAD
	Asbestos Gravimetric Quantification	%	0.001		-	-	-	-	-	-	-	-	-	-	-
	Chrysotile Asbestos	Detect			NAD	NAD	NAD	NAD	NAD	NAD	NAD	NAD	NAD	NAD	NAD
	Amosite Asbestos	Detect			NAD	NAD	NAD	NAD	NAD	NAD	NAD	NAD	NAD	NAD	NAD
	Tremolite	Detect			NAD	NAD	NAD	NAD	NAD	NAD	NAD	NAD	NAD	NAD	NAD
Inorganics	Cyanide (Free)	mg/kg	1		<1	<1	<1	<1	<1	<1	<1	<1	<1	<1	<1
	Cyanide Total	mg/kg	1		<1	<1	<1	<1	<1	<1	<1	<1	<1	<1	<1
PAH	Naphthalene	mg/kg	0.03	4900	<0.03	<0.03	<0.03	<0.03	<0.03	<0.03	<0.03	<0.03	<0.03	<0.03	<0.03
	Acenaphthene	mg/kg	0.01	15000	<0.01	<0.01	<0.01	<0.01	<0.01	<0.01	<0.01	<0.01	0.04	<0.01	<0.01
	Acenaphthylene	mg/kg	0.01	15000	<0.01	<0.01	<0.01	<0.01	<0.01	<0.01	<0.01	<0.01	<0.01	<0.01	<0.01
	Fluoranthene	mg/kg	0.08	3100	<0.08	<0.08	0.19	<0.08	<0.08	<0.08	0.44	<0.08	0.56	<0.08	0.22
	Anthracene	mg/kg	0.02	74000	<0.02	<0.02	<0.02	<0.02	<0.02	<0.02	0.03	<0.02	0.07	<0.02	<0.02
	Phenanthrene	mg/kg	0.03	3100	<0.03	<0.03	0.08	<0.03	<0.03	<0.03	0.18	<0.03	0.4	<0.03	0.11
	Fluorene	mg/kg	0.01	9900	<0.01	<0.01	<0.01	<0.01	<0.01	<0.01	<0.01	<0.01	0.03	<0.01	<0.01
	Chrysene	mg/kg	0.06	57	<0.06	<0.06	0.15	<0.06	<0.06	<0.06	0.26	<0.06	0.37	<0.06	0.18
	Pyrene	mg/kg	0.07	7400	<0.07	<0.07	0.17	<0.07	<0.07	<0.07	0.4	<0.07	0.5	<0.07	0.2
	Benzo(a)anthracene	mg/kg	0.04	29	<0.04	<0.04	0.12	<0.04	<0.04	<0.04	0.21	<0.04	0.29	<0.04	0.13
	Benzo(b)fluoranthene	mg/kg	0.05	7.1	<0.05	<0.05	0.18	<0.05	<0.05	<0.05	0.23	<0.05	0.32	<0.05	0.18
	Benzo(k)fluoranthene	mg/kg	0.07	190	<0.07	<0.07	<0.07	<0.07	<0.07	<0.07	<0.07	<0.07	0.1	<0.07	<0.07
	Benzo(a)pyrene	mg/kg	0.04	5.7	<0.04	<0.04	0.12	<0.04	<0.04	<0.04	0.19	<0.04	0.24	<0.04	0.14
	Dibenz(a,h)anthracene	mg/kg	0.04	0.57	<0.04	<0.04	<0.04	<0.04	<0.04	<0.04	<0.04	<0.04	<0.04	<0.04	<0.04
	Benzo(g,h,i)perylene	mg/kg	0.05	640	<0.05	<0.05	0.11	<0.05	<0.05	<0.05	0.14	<0.05	0.16	<0.05	0.09
	Indeno(1,2,3-c,d)pyrene	mg/kg	0.03	82	<0.03	<0.03	0.11	<0.03	<0.03	<0.03	0.16	<0.03	0.21	0.04	0.13
	PAH 16 Total	mg/kg	0.01		<0.08	<0.08	1.23	<0.08	<0.08	<0.08	2.24	<0.08	3.29	<0.08	1.38
TPH	>C6-C8	mg/kg	5		<5	<5	<5	<5	<5	<5	<5	<5	<5	<5	<5
	>C8-C10	mg/kg	1		<1	<1	<1	<1	<1	<1	<1	<1	<1	<1	<1
	>C10-C12	mg/kg	1		<1	<1	<1	<1	<1	<1	<1	<1	<1	<1	<1
	>C12-C16	mg/kg	2		<2	<2	<2	<2	<2	<2	<2	<2	<2	<2	<2
	>C16-C21	mg/kg	2		<2	<2	<2	<2	<2	<2	3	<2	8	<2	<2
	>C21-C40	mg/kg	5		<5	<5	21	15	33	10	24	7	42	<5	22
	Total Petroleum Hydrocarbons	mg/kg	5		<5	<5	21	15	33	10	27	7	50	<5	22

				Location_Code	WS09009	WS09009	WS09010	WS09010	WS09010	WS09010	WS09011	WS09011	WS09012	WS09012	WS09013
				Sample_Depth_Range (m)	0.8	1.77-1.95	0.05	0.35	2.08-2.22	3.55-3.85	0.05	0.7	0.05	0.45	0.05
				Sampled_Date_Time	25/09/2019	26/09/2019	24/09/2019	24/09/2019	25/09/2019	25/09/2019	14/10/2019	14/10/2019	24/09/2019	24/09/2019	02/10/2019
				LQM S4UL Public Open Space (POS) Residential - 1% SOM (GAC)											
Chem_Group	ChemName	output unit	MDL												
VOC	cis-1,3-dichloropropene	mg/kg	0.001		-	-	-	-	-	-	-	-	-	-	-
	Styrene	mg/kg	0.001		-	-	-	-	-	-	-	-	-	-	-
	Sum Tetrachloroethene and Trichloroethene	mg/kg	0.002		-	-	-	-	-	-	-	-	-	-	-
	trans-1,3-dichloropropene	mg/kg	0.001		-	-	-	-	-	-	-	-	-	-	-
	1,1,1,2-tetrachloroethane	mg/kg	0.001	1400	-	-	-	-	-	-	-	-	-	-	-
	1,1,1-trichloroethane	mg/kg	0.001	140000	-	-	-	-	-	-	-	-	-	-	-
	1,1,2,2-tetrachloroethane	mg/kg	0.001	1400	-	-	-	-	-	-	-	-	-	-	-
	1,1,2-trichloroethane	mg/kg	0.001		-	-	-	-	-	-	-	-	-	-	-
	1,1-dichloroethane	mg/kg	0.001		-	-	-	-	-	-	-	-	-	-	-
	1,1-dichloroethene	mg/kg	0.001		-	-	-	-	-	-	-	-	-	-	-
	1,1-dichloropropene	mg/kg	0.001		-	-	-	-	-	-	-	-	-	-	-
	1,2,3-trichloropropane	mg/kg	0.001		-	-	-	-	-	-	-	-	-	-	-
	1,2,4-trimethylbenzene	mg/kg	0.001		-	-	-	-	-	-	-	-	-	-	-
	1,2-dibromo-3-chloropropane	mg/kg	0.002		-	-	-	-	-	-	-	-	-	-	-
	1,2-dibromoethane	mg/kg	0.001		-	-	-	-	-	-	-	-	-	-	-
	1,2-dichloroethane	mg/kg	0.002	29	-	-	-	-	-	-	-	-	-	-	-
	1,2-Dichloroethene (cis & trans)	mg/kg	0.002		-	-	-	-	-	-	-	-	-	-	-
	1,2-dichloropropane	mg/kg	0.001		-	-	-	-	-	-	-	-	-	-	-
	1,3,5-trimethylbenzene	mg/kg	0.001		-	-	-	-	-	-	-	-	-	-	-
	1,3-dichloropropane	mg/kg	0.001		-	-	-	-	-	-	-	-	-	-	-
	2,2-dichloropropane	mg/kg	0.001		-	-	-	-	-	-	-	-	-	-	-
	Trihalomethanes	mg/kg	0.004		-	-	-	-	-	-	-	-	-	-	-
	2-chlorotoluene	mg/kg	0.001		-	-	-	-	-	-	-	-	-	-	-
	4-chlorotoluene	mg/kg	0.001		-	-	-	-	-	-	-	-	-	-	-
	Bromobenzene	mg/kg	0.001		-	-	-	-	-	-	-	-	-	-	-
	Bromochloromethane	mg/kg	0.005		-	-	-	-	-	-	-	-	-	-	-
	Bromodichloromethane	mg/kg	0.01		-	-	-	-	-	-	-	-	-	-	-
	Bromoform	mg/kg	0.001		-	-	-	-	-	-	-	-	-	-	-
	Bromomethane	mg/kg	0.001		-	-	-	-	-	-	-	-	-	-	-
	Carbon disulfide	mg/kg	0.001	11000	-	-	-	-	-	-	-	-	-	-	-
	Carbon tetrachloride	mg/kg	0.001	890	-	-	-	-	-	-	-	-	-	-	-
	Chlorodibromomethane	mg/kg	0.003		-	-	-	-	-	-	-	-	-	-	-
	Chloroethane	mg/kg	0.001		-	-	-	-	-	-	-	-	-	-	-
	Chloroform	mg/kg	0.001	2500	-	-	-	-	-	-	-	-	-	-	-
	Chloromethane	mg/kg	0.01		-	-	-	-	-	-	-	-	-	-	-
	cis-1,2-dichloroethene	mg/kg	0.001		-	-	-	-	-	-	-	-	-	-	-
	Dibromomethane	mg/kg	0.001		-	-	-	-	-	-	-	-	-	-	-
	Dichlorodifluoromethane	mg/kg	0.001		-	-	-	-	-	-	-	-	-	-	-
	Dichloromethane	mg/kg	0.005		-	-	-	-	-	-	-	-	-	-	-
	Isopropylbenzene	mg/kg	0.001		-	-	-	-	-	-	-	-	-	-	-
	n-butylbenzene	mg/kg	0.001		-	-	-	-	-	-	-	-	-	-	-
	n-propylbenzene	mg/kg	0.001		-	-	-	-	-	-	-	-	-	-	-
	p-isopropyltoluene	mg/kg	0.001		-	-	-	-	-	-	-	-	-	-	-
	sec-butylbenzene	mg/kg	0.001		-	-	-	-	-	-	-	-	-	-	-
	Trichloroethene	mg/kg	0.001	120	-	-	-	-	-	-	-	-	-	-	-
	tert-butylbenzene	mg/kg	0.002		-	-	-	-	-	-	-	-	-	-	-
	Tetrachloroethene	mg/kg	0.001	1400	-	-	-	-	-	-	-	-	-	-	-
	trans-1,2-dichloroethene	mg/kg	0.001		-	-	-	-	-	-	-	-	-	-	-
	Trichlorofluoromethane	mg/kg	0.001		-	-	-	-	-	-	-	-	-	-	-
	Vinyl chloride	mg/kg	0.001	3.5	-	-	-	-	-	-	-	-	-	-	-
VOC/SVOC	1,2,3-trichlorobenzene	mg/kg	0.003	1800	-	-	-	-	-	-	-	-	-	-	-
	1,2,4-trichlorobenzene	mg/kg	0.003	15000	-	-	-	-	-	-	-	-	-	-	-
	1,2-dichlorobenzene	mg/kg	0.001	90000	-	-	-	-	-	-	-	-	-	-	-
	1,3-dichlorobenzene	mg/kg	0.001	300	-	-	-	-	-	-	-	-	-	-	-
	1,4-dichlorobenzene	mg/kg	0.001	17000	-	-	-	-	-	-	-	-	-	-	-
	Chlorobenzene	mg/kg	0.001	11000	-	-	-	-	-	-	-	-	-	-	-
	Dichlorobenzene	mg/kg	0.003		-	-	-	-	-	-	-	-	-	-	-
	Hexachlorobutadiene	mg/kg	0.001	25	-	-	-	-	-	-	-	-	-	-	-
	Trichlorobenzene (total)	mg/kg	0.006		-	-	-	-	-	-	-	-	-	-	-
SVOC	4-nitrophenol	mg/kg	0.1		-	-	-	-	-	-	-	-	-	-	-
	Perylene	mg/kg	0.1		-	-	-	-	-	-	-	-	-	-	-
	2,4,5-trichlorophenol	mg/kg	0.1		-	-	-	-	-	-	-	-	-	-	-
	2,4,6-trichlorophenol	mg/kg	0.1		-	-	-	-	-	-	-	-	-	-	-
	2,4-dichlorophenol	mg/kg	0.1		-	-	-	-	-	-	-	-	-	-	-
	2,4-dimethylphenol	mg/kg	0.1		-	-	-	-	-	-	-	-	-	-	-
	2,4-dinitrotoluene	mg/kg	0.1		-	-	-	-	-	-	-	-	-	-	-
	2,6-dinitrotoluene	mg/kg	0.1		-	-	-	-	-	-	-	-	-	-	-
	2-chloronaphthalene	mg/kg	0.1		-	-	-	-	-	-	-	-	-	-	-
	2-chlorophenol	mg/kg	0.1		-	-	-	-	-	-	-	-	-	-	-
	2-methylnaphthalene	mg/kg	0.1		-	-	-	-	-	-	-	-	-	-	-
	2-methylphenol	mg/kg	0.1		-	-	-	-	-	-	-	-	-	-	-
	2-nitrophenol	mg/kg	0.1		-	-	-	-	-	-	-	-	-	-	-
	4-chloro-3-methylphenol	mg/kg	0.1		-	-	-	-	-	-	-	-	-	-	-
	Bis(2-chloroethoxy) methane	mg/kg	0.1		-	-	-	-	-	-	-	-	-	-	-
	Bis(2-chloroethyl)ether	mg/kg	0.1		-	-	-	-	-	-	-	-	-	-	-
	Bis(2-chloroisopropyl) ether	mg/kg	0.1		-	-	-	-	-	-	-	-	-	-	-
	Bis(2-ethylhexyl) phthalate	mg/kg	0.5		-	-	-	-	-	-	-	-	-	-	-
	Butyl benzyl phthalate	mg/kg	0.1		-	-	-	-	-	-	-	-	-	-	-
	Carbazole	mg/kg	0.1		-	-	-	-	-	-	-	-	-	-	-
	Dibenzofuran	mg/kg	0.1		-	-	-	-	-	-	-	-	-	-	-
	Diethylphthalate	mg/kg	0.1		-	-	-	-	-	-	-	-	-	-	-
	Dimethyl phthalate	mg/kg	0.1		-	-	-	-	-	-	-	-	-	-	-
	Di-n-butyl phthalate	mg/kg	0.1		-	-	-	-	-	-	-	-	-	-	-
	Di-n-octyl phthalate	mg/kg	0.5		-	-	-	-	-	-	-	-	-	-	-
	Hexachlorobenzene	mg/kg	0.1	16	-	-	-	-	-	-	-	-	-	-	-
	Hexachlorocyclopentadiene	mg/kg	0.1		-	-	-	-	-	-	-	-	-	-	-
	Hexachloroethane	mg/kg	0.1		-	-	-	-	-	-	-	-	-	-	-
	Isophorone	mg/kg	0.1		-	-	-	-	-	-	-	-	-	-	-
	Nitrobenzene	mg/kg	0.1		-	-	-	-	-	-	-	-	-	-	-
	N-nitrosodi-n-propylamine	mg/kg	0.1		-	-	-	-	-	-	-	-	-	-	-
	Pentachlorophenol	mg/kg	0.1	60	-	-	-	-	-	-	-	-	-	-	-

				Location_Code	WS09009	WS09009	WS09010	WS09010	WS09010	WS09010	WS09011	WS09011	WS09012	WS09012	WS09013
				Sample_Depth_Range (m)	0.8	1.77-1.95	0.05	0.35	2.08-2.22	3.55-3.85	0.05	0.7	0.05	0.45	0.05
				Sampled_Date_Time	25/09/2019	26/09/2019	24/09/2019	24/09/2019	25/09/2019	25/09/2019	14/10/2019	14/10/2019	24/09/2019	24/09/2019	02/10/2019
				LQM S4UL Public Open Space (POS) Residential - 1% SOM (GAC)											
Chem_Group	ChemName	output unit	MDL												
Phenolics	3-&4-methylphenol	mg/kg	0.1	--	-	-	-	-	-	-	-	-	-	-	-
	Phenol	mg/kg	0.1	(dir)760[#6]	-	-	-	-	-	-	-	-	-	-	-
	Total Phenols	mg/kg	0.2		<0.2	<0.2	<0.2	<0.2	<0.2	<0.2	<0.2	<0.2	<0.2	<0.2	<0.2
Other	% Moisture at <40C	% w/w	0.1		3.5	4.4	9.9	19.3	12.9	20.3	12	3.9	8	6.7	15.4
	Organic Carbon	percent	0.03		0.2	0.05	0.79	2.34	0.17	0.22	1.25	0.3	1.02	0.28	1.55
	% Stones >10mm	% w/w	0.1		57.4	<0.1	6.3	<0.1	<0.1	<0.1	14.1	45.6	5.6	34.4	<0.1
	pH (Lab)	pH Units	0.01		7.93	8.25	7.75	8.36	8.31	8.61	8.51	8.34	7.32	7.39	7.68
SVOC TIC	SVOC Tentatively Identified Compounds	mg/kg	0.1		-	-	-	-	-	-	-	-	-	-	-
VOC TIC	VOC Tentatively Identified Compounds	mg/kg	0.001		-	-	-	-	-	-	-	-	-	-	-

Environmental Standards Comments

#1:Criteria presented is for p-xylene. A separate value is presented for o-xylene.
#2:GAC is only presented as speciated chromium. 7.7mg/kg is used for hexavalent. If hexavalent chromium (CrVI) data is available, a value of 1,500mg/kg may be appropriate for the remaining trivalent chromium (CrIII).
#3:C4SL for lead adopted
#4:GAC only presented as speciated mercury. 16mg/kg is used for elemental mercury. If the CSM indicates that elemental mercury is not a CoC and mercury is present in an inorganic form, a value of 120mg/kg for inorganic mercury may be appropriate
#5:Updated S4UL for nickel
#6:S4UL based on a threshold protective of direct skin contact with phenol

Legend

24	Result exceeds GAC
NAD	No asbestos detected
-	Determinand not analysed for in sample

Notes

With the exception of pH, where a result is given as a range the sample has been tested for a determinand twice using two different methods.

				Location_Code	WS09013	WS09013	WS10002	WS10002	WS10002	WS10002	WS10003	WS10003	WS10003	WS10006	WS10006
				Sample_Depth_Range (m)	1.37-1.64	2.7-3	0.05	0.4	0.8	1.2-1.51	0.05	0.4	1.2-1.41	0.5	1.41-1.6
				Sampled_Date_Time	03/10/2019	03/10/2019	04/10/2019	04/10/2019	04/10/2019	07/10/2019	04/10/2019	04/10/2019	07/10/2019	30/09/2019	02/10/2019
				LQM S4UL Public Open Space (POS) Residential - 1% SOM (GAC)											
Chem_Group	**ChemName**	**output unit**	**MDL**												
BTEX and MTBE	Benzene	mg/kg	0.001	72	-	-	-	-	-	-	-	-	-	-	-
	Toluene	mg/kg	0.001	56000	-	-	-	-	-	-	-	-	-	-	-
	Ethylbenzene	mg/kg	0.001	24000	-	-	-	-	-	-	-	-	-	-	-
	Xylene (m & p)	mg/kg	0.001	41000[#1]	-	-	-	-	-	-	-	-	-	-	-
	Xylene (o)	mg/kg	0.001	41000	-	-	-	-	-	-	-	-	-	-	-
Metals	Arsenic	mg/kg	1	79	4	26	4	4	5	6	5	5	3	7	4
	Boron	mg/kg	1	21000	1	<1	1	<1	<1	<1	1.1	<1	<1	<1	<1
	Cadmium	mg/kg	0.5	120	0.6	<0.5	<0.5	<0.5	<0.5	<0.5	0.8	0.8	<0.5	<0.5	0.5
	Chromium (hexavalent)	mg/kg	1	7.7[#2]	<1	<1	<1	<1	<1	<1	<1	<1	<1	<1	<1
	Chromium (Trivalent)	mg/kg	0.9	1500[#2]	16	9	19	26	20	19	15	22	14	17	16
	Copper	mg/kg	1	12000	6	1	11	9	4	4	12	9	3	7	8
	Lead	mg/kg	1	630[#3]	5	3	30	17	7	5	28	17	5	7	6
	Mercury	mg/kg	0.17	16[#4]	<0.17	0.53	<0.17	<0.17	<0.17	<0.17	<0.17	<0.17	<0.17	<0.17	<0.17
	Nickel	mg/kg	1	230[#5]	15	11	14	18	14	12	11	16	12	14	17
	Selenium	mg/kg	1	1100	<1	2	1	1	<1	<1	<1	<1	<1	<1	<1
	Zinc	mg/kg	5	81000	24	19	53	43	24	20	48	43	19	21	26
Asbestos	Anthophyllite	Detect			NAD	NAD	NAD	NAD	NAD	NAD	NAD	NAD	NAD	NAD	NAD
	Asbestos Containing Material	Detect			NAD	NAD	NAD	NAD	NAD	NAD	NAD	NAD	NAD	NAD	NAD
	Asbestos Matrix (microscope)	-			NAD	NAD	NAD	NAD	NAD	NAD	NAD	NAD	NAD	NAD	NAD
	Asbestos Matrix (visual)	-			NAD	NAD	NAD	NAD	NAD	NAD	NAD	NAD	NAD	NAD	NAD
	Asbestos: Actinolite	Detect			NAD	NAD	NAD	NAD	NAD	NAD	NAD	NAD	NAD	NAD	NAD
	Crocidolite Asbestos	Detect			NAD	NAD	NAD	NAD	NAD	NAD	NAD	NAD	NAD	NAD	NAD
	Asbestos Gravimetric Quantification	%	0.001		-	-	-	-	-	-	-	-	-	-	-
	Chrysotile Asbestos	Detect			NAD	NAD	NAD	NAD	NAD	NAD	NAD	NAD	NAD	NAD	NAD
	Amosite Asbestos	Detect			NAD	NAD	NAD	NAD	NAD	NAD	NAD	NAD	NAD	NAD	NAD
	Tremolite	Detect			NAD	NAD	NAD	NAD	NAD	NAD	NAD	NAD	NAD	NAD	NAD
Inorganics	Cyanide (Free)	mg/kg	1		<1	<1	<1	<1	<1	<1	<1	<1	<1	<1	<1
	Cyanide Total	mg/kg	1		<1	<1	<1	<1	<1	<1	<1	<1	<1	<1	<1
PAH	Naphthalene	mg/kg	0.03	4900	<0.03	<0.03	<0.03	<0.03	<0.03	<0.03	<0.03	<0.03	<0.03	<0.03	<0.03
	Acenaphthene	mg/kg	0.01	15000	<0.01	<0.01	<0.01	<0.01	<0.01	<0.01	<0.01	<0.01	<0.01	<0.01	<0.01
	Acenaphthylene	mg/kg	0.01	15000	<0.01	<0.01	<0.01	<0.01	<0.01	<0.01	<0.01	<0.01	<0.01	<0.01	<0.01
	Fluoranthene	mg/kg	0.08	3100	<0.08	<0.08	0.1	<0.08	<0.08	<0.08	0.15	<0.08	<0.08	<0.08	<0.08
	Anthracene	mg/kg	0.02	74000	<0.02	<0.02	<0.02	<0.02	<0.02	<0.02	<0.02	<0.02	<0.02	<0.02	<0.02
	Phenanthrene	mg/kg	0.03	3100	<0.03	<0.03	0.05	<0.03	<0.03	<0.03	0.07	0.03	<0.03	<0.03	<0.03
	Fluorene	mg/kg	0.01	9900	<0.01	<0.01	<0.01	<0.01	<0.01	<0.01	<0.01	<0.01	<0.01	<0.01	<0.01
	Chrysene	mg/kg	0.06	57	<0.06	<0.06	0.08	<0.06	<0.06	<0.06	0.1	<0.06	<0.06	<0.06	<0.06
	Pyrene	mg/kg	0.07	7400	<0.07	<0.07	0.09	<0.07	<0.07	<0.07	0.13	<0.07	<0.07	<0.07	<0.07
	Benzo(a)anthracene	mg/kg	0.04	29	<0.04	<0.04	0.06	<0.04	<0.04	<0.04	0.08	<0.04	<0.04	<0.04	<0.04
	Benzo(b)fluoranthene	mg/kg	0.05	7.1	<0.05	<0.05	0.07	<0.05	<0.05	<0.05	0.09	<0.05	<0.05	<0.05	<0.05
	Benzo(k)fluoranthene	mg/kg	0.07	190	<0.07	<0.07	<0.07	<0.07	<0.07	<0.07	<0.07	<0.07	<0.07	<0.07	<0.07
	Benzo(a)pyrene	mg/kg	0.04	5.7	<0.04	<0.04	0.05	<0.04	<0.04	<0.04	0.07	<0.04	<0.04	<0.04	<0.04
	Dibenz(a,h)anthracene	mg/kg	0.04	0.57	<0.04	<0.04	<0.04	<0.04	<0.04	<0.04	<0.04	<0.04	<0.04	<0.04	<0.04
	Benzo(g,h,i)perylene	mg/kg	0.05	640	<0.05	<0.05	<0.05	<0.05	<0.05	<0.05	<0.05	<0.05	<0.05	<0.05	<0.05
	Indeno(1,2,3-c,d)pyrene	mg/kg	0.03	82	<0.03	<0.03	0.05	<0.03	<0.03	<0.03	0.06	0.03	<0.03	<0.03	<0.03
	PAH 16 Total	mg/kg	0.01		<0.08	<0.08	0.55	<0.08	<0.08	<0.08	0.75	<0.08	<0.08	<0.08	<0.08
TPH	>C6-C8	mg/kg	5		<5	<5	<5	<5	<5	<5	<5	<5	<5	<5	<5
	>C8-C10	mg/kg	1		<1	<1	<1	<1	<1	<1	<1	<1	<1	<1	<1
	>C10-C12	mg/kg	1		<1	<1	<1	<1	<1	<1	<1	<1	<1	<1	<1
	>C12-C16	mg/kg	2		<2	<2	<2	<2	<2	<2	<2	<2	<2	<2	<2
	>C16-C21	mg/kg	2		<2	<2	<2	<2	<2	<2	<2	<2	<2	<2	<2
	>C21-C40	mg/kg	5		<5	8	21	19	<5	<5	18	11	<5	<5	12
	Total Petroleum Hydrocarbons	mg/kg	5		<5	8	21	19	<5	<5	18	11	<5	<5	12

				Location_Code	WS09013	WS09013	WS10002	WS10002	WS10002	WS10002	WS10003	WS10003	WS10003	WS10006	WS10006
				Sample_Depth_Range (m)	1.37-1.64	2.7-3	0.05	0.4	0.8	1.2-1.51	0.05	0.4	1.2-1.41	0.5	1.41-1.6
				Sampled_Date_Time	03/10/2019	03/10/2019	04/10/2019	04/10/2019	04/10/2019	07/10/2019	04/10/2019	04/10/2019	07/10/2019	30/09/2019	02/10/2019
				LQM S4UL Public Open Space (POS) Residential - 1% SOM (GAC)											
Chem_Group	ChemName	output unit	MDL												
VOC	cis-1,3-dichloropropene	mg/kg	0.001		-	-	-	-	-	-	-	-	-	-	-
	Styrene	mg/kg	0.001		-	-	-	-	-	-	-	-	-	-	-
	Sum Tetrachloroethene and Trichloroethene	mg/kg	0.002		-	-	-	-	-	-	-	-	-	-	-
	trans-1,3-dichloropropene	mg/kg	0.001		-	-	-	-	-	-	-	-	-	-	-
	1,1,1,2-tetrachloroethane	mg/kg	0.001	1400	-	-	-	-	-	-	-	-	-	-	-
	1,1,1-trichloroethane	mg/kg	0.001	140000	-	-	-	-	-	-	-	-	-	-	-
	1,1,2,2-tetrachloroethane	mg/kg	0.001	1400	-	-	-	-	-	-	-	-	-	-	-
	1,1,2-trichloroethane	mg/kg	0.001		-	-	-	-	-	-	-	-	-	-	-
	1,1-dichloroethane	mg/kg	0.001		-	-	-	-	-	-	-	-	-	-	-
	1,1-dichloroethene	mg/kg	0.001		-	-	-	-	-	-	-	-	-	-	-
	1,1-dichloropropene	mg/kg	0.001		-	-	-	-	-	-	-	-	-	-	-
	1,2,3-trichloropropane	mg/kg	0.001		-	-	-	-	-	-	-	-	-	-	-
	1,2,4-trimethylbenzene	mg/kg	0.001		-	-	-	-	-	-	-	-	-	-	-
	1,2-dibromo-3-chloropropane	mg/kg	0.002		-	-	-	-	-	-	-	-	-	-	-
	1,2-dibromoethane	mg/kg	0.001		-	-	-	-	-	-	-	-	-	-	-
	1,2-dichloroethane	mg/kg	0.002	29	-	-	-	-	-	-	-	-	-	-	-
	1,2-Dichloroethene (cis & trans)	mg/kg	0.002		-	-	-	-	-	-	-	-	-	-	-
	1,2-dichloropropane	mg/kg	0.001		-	-	-	-	-	-	-	-	-	-	-
	1,3,5-trimethylbenzene	mg/kg	0.001		-	-	-	-	-	-	-	-	-	-	-
	1,3-dichloropropane	mg/kg	0.001		-	-	-	-	-	-	-	-	-	-	-
	2,2-dichloropropane	mg/kg	0.001		-	-	-	-	-	-	-	-	-	-	-
	Trihalomethanes	mg/kg	0.004		-	-	-	-	-	-	-	-	-	-	-
	2-chlorotoluene	mg/kg	0.001		-	-	-	-	-	-	-	-	-	-	-
	4-chlorotoluene	mg/kg	0.001		-	-	-	-	-	-	-	-	-	-	-
	Bromobenzene	mg/kg	0.001		-	-	-	-	-	-	-	-	-	-	-
	Bromochloromethane	mg/kg	0.005		-	-	-	-	-	-	-	-	-	-	-
	Bromodichloromethane	mg/kg	0.01		-	-	-	-	-	-	-	-	-	-	-
	Bromoform	mg/kg	0.001		-	-	-	-	-	-	-	-	-	-	-
	Bromomethane	mg/kg	0.001		-	-	-	-	-	-	-	-	-	-	-
	Carbon disulfide	mg/kg	0.001	11000	-	-	-	-	-	-	-	-	-	-	-
	Carbon tetrachloride	mg/kg	0.001	890	-	-	-	-	-	-	-	-	-	-	-
	Chlorodibromomethane	mg/kg	0.003		-	-	-	-	-	-	-	-	-	-	-
	Chloroethane	mg/kg	0.001		-	-	-	-	-	-	-	-	-	-	-
	Chloroform	mg/kg	0.001	2500	-	-	-	-	-	-	-	-	-	-	-
	Chloromethane	mg/kg	0.01		-	-	-	-	-	-	-	-	-	-	-
	cis-1,2-dichloroethene	mg/kg	0.001		-	-	-	-	-	-	-	-	-	-	-
	Dibromomethane	mg/kg	0.001		-	-	-	-	-	-	-	-	-	-	-
	Dichlorodifluoromethane	mg/kg	0.001		-	-	-	-	-	-	-	-	-	-	-
	Dichloromethane	mg/kg	0.005		-	-	-	-	-	-	-	-	-	-	-
	Isopropylbenzene	mg/kg	0.001		-	-	-	-	-	-	-	-	-	-	-
	n-butylbenzene	mg/kg	0.001		-	-	-	-	-	-	-	-	-	-	-
	n-propylbenzene	mg/kg	0.001		-	-	-	-	-	-	-	-	-	-	-
	p-isopropyltoluene	mg/kg	0.001		-	-	-	-	-	-	-	-	-	-	-
	sec-butylbenzene	mg/kg	0.001		-	-	-	-	-	-	-	-	-	-	-
	Trichloroethene	mg/kg	0.001	120	-	-	-	-	-	-	-	-	-	-	-
	tert-butylbenzene	mg/kg	0.002		-	-	-	-	-	-	-	-	-	-	-
	Tetrachloroethene	mg/kg	0.001	1400	-	-	-	-	-	-	-	-	-	-	-
	trans-1,2-dichloroethene	mg/kg	0.001		-	-	-	-	-	-	-	-	-	-	-
	Trichlorofluoromethane	mg/kg	0.001		-	-	-	-	-	-	-	-	-	-	-
	Vinyl chloride	mg/kg	0.001	3.5	-	-	-	-	-	-	-	-	-	-	-
VOC/SVOC	1,2,3-trichlorobenzene	mg/kg	0.003	1800	-	-	-	-	-	-	-	-	-	-	-
	1,2,4-trichlorobenzene	mg/kg	0.003	15000	-	-	-	-	-	-	-	-	-	-	-
	1,2-dichlorobenzene	mg/kg	0.001	90000	-	-	-	-	-	-	-	-	-	-	-
	1,3-dichlorobenzene	mg/kg	0.001	300	-	-	-	-	-	-	-	-	-	-	-
	1,4-dichlorobenzene	mg/kg	0.001	17000	-	-	-	-	-	-	-	-	-	-	-
	Chlorobenzene	mg/kg	0.001	11000	-	-	-	-	-	-	-	-	-	-	-
	Dichlorobenzene	mg/kg	0.003		-	-	-	-	-	-	-	-	-	-	-
	Hexachlorobutadiene	mg/kg	0.001	25	-	-	-	-	-	-	-	-	-	-	-
	Trichlorobenzene (total)	mg/kg	0.006		-	-	-	-	-	-	-	-	-	-	-
SVOC	4-nitrophenol	mg/kg	0.1		-	-	-	-	-	-	-	-	-	-	-
	Perylene	mg/kg	0.1		-	-	-	-	-	-	-	-	-	-	-
	2,4,5-trichlorophenol	mg/kg	0.1		-	-	-	-	-	-	-	-	-	-	-
	2,4,6-trichlorophenol	mg/kg	0.1		-	-	-	-	-	-	-	-	-	-	-
	2,4-dichlorophenol	mg/kg	0.1		-	-	-	-	-	-	-	-	-	-	-
	2,4-dimethylphenol	mg/kg	0.1		-	-	-	-	-	-	-	-	-	-	-
	2,4-dinitrotoluene	mg/kg	0.1		-	-	-	-	-	-	-	-	-	-	-
	2,6-dinitrotoluene	mg/kg	0.1		-	-	-	-	-	-	-	-	-	-	-
	2-chloronaphthalene	mg/kg	0.1		-	-	-	-	-	-	-	-	-	-	-
	2-chlorophenol	mg/kg	0.1		-	-	-	-	-	-	-	-	-	-	-
	2-methylnaphthalene	mg/kg	0.1		-	-	-	-	-	-	-	-	-	-	-
	2-methylphenol	mg/kg	0.1		-	-	-	-	-	-	-	-	-	-	-
	2-nitrophenol	mg/kg	0.1		-	-	-	-	-	-	-	-	-	-	-
	4-chloro-3-methylphenol	mg/kg	0.1		-	-	-	-	-	-	-	-	-	-	-
	Bis(2-chloroethoxy) methane	mg/kg	0.1		-	-	-	-	-	-	-	-	-	-	-
	Bis(2-chloroethyl)ether	mg/kg	0.1		-	-	-	-	-	-	-	-	-	-	-
	Bis(2-chloroisopropyl) ether	mg/kg	0.1		-	-	-	-	-	-	-	-	-	-	-
	Bis(2-ethylhexyl) phthalate	mg/kg	0.5		-	-	-	-	-	-	-	-	-	-	-
	Butyl benzyl phthalate	mg/kg	0.1		-	-	-	-	-	-	-	-	-	-	-
	Carbazole	mg/kg	0.1		-	-	-	-	-	-	-	-	-	-	-
	Dibenzofuran	mg/kg	0.1		-	-	-	-	-	-	-	-	-	-	-
	Diethylphthalate	mg/kg	0.1		-	-	-	-	-	-	-	-	-	-	-
	Dimethyl phthalate	mg/kg	0.1		-	-	-	-	-	-	-	-	-	-	-
	Di-n-butyl phthalate	mg/kg	0.1		-	-	-	-	-	-	-	-	-	-	-
	Di-n-octyl phthalate	mg/kg	0.5		-	-	-	-	-	-	-	-	-	-	-
	Hexachlorobenzene	mg/kg	0.1	16	-	-	-	-	-	-	-	-	-	-	-
	Hexachlorocyclopentadiene	mg/kg	0.1		-	-	-	-	-	-	-	-	-	-	-
	Hexachloroethane	mg/kg	0.1		-	-	-	-	-	-	-	-	-	-	-
	Isophorone	mg/kg	0.1		-	-	-	-	-	-	-	-	-	-	-
	Nitrobenzene	mg/kg	0.1		-	-	-	-	-	-	-	-	-	-	-
	N-nitrosodi-n-propylamine	mg/kg	0.1		-	-	-	-	-	-	-	-	-	-	-
	Pentachlorophenol	mg/kg	0.1	60	-	-	-	-	-	-	-	-	-	-	-

	Location_Code	WS09013	WS09013	WS10002	WS10002	WS10002	WS10002	WS10003	WS10003	WS10003	WS10006	WS10006
	Sample_Depth_Range (m)	1.37-1.64	2.7-3	0.05	0.4	0.8	1.2-1.51	0.05	0.4	1.2-1.41	0.5	1.41-1.6
	Sampled_Date_Time	03/10/2019	03/10/2019	04/10/2019	04/10/2019	04/10/2019	07/10/2019	04/10/2019	04/10/2019	07/10/2019	30/09/2019	02/10/2019
	LQM S4UL Public Open Space (POS) Residential - 1% SOM (GAC)											
Chem_Group	**ChemName**	**output unit**	**MDL**									
Phenolics	3-&4-methylphenol	mg/kg	0.1	--	-	-	-	-	-	-	-	-	-	-
	Phenol	mg/kg	0.1	(dir)760[#6]	-	-	-	-	-	-	-	-	-	-
	Total Phenols	mg/kg	0.2		<0.2	<0.2	<0.2	<0.2	<0.2	<0.2	<0.2	<0.2	<0.2	<0.2
Other	% Moisture at <40C	% w/w	0.1		14.7	23.6	14	10.4	4.6	6.4	11.4	9.5	4.3	16.7	16.5
	Organic Carbon	percent	0.03		0.1	0.16	1.04	0.51	0.15	0.07	0.89	0.59	0.1	0.17	0.14
	% Stones >10mm	% w/w	0.1		<0.1	<0.1	<0.1	<0.1	29.1	4.5	11.2	6.1	1.9	<0.1	<0.1
	pH (Lab)	pH_Units	0.01		8.41	8.51	8.02	8.1	8.19	8.39	8.54	8.34	8.49	8.3	8.22
SVOC TIC	SVOC Tentatively Identified Compounds	mg/kg	0.1		-	-	-	-	-	-	-	-	-	-	-
VOC TIC	VOC Tentatively Identified Compounds	mg/kg	0.001		-	-	-	-	-	-	-	-	-	-	-

Environmental Standards Comments

#1:Criteria presented is for p-xylene. A separate value is presented for o-xylene.
#2:GAC is only presented as speciated chromium. 7.7mg/kg is used for hexavalent. If hexavalent chromium (CrVI) data is available, a value of 1,500mg/kg may be appropriate for the remaining trivalent chromium (CrIII).
#3:C4SL for lead adopted
#4:GAC only presented as speciated mercury. 16mg/kg is used for elemental mercury. If the CSM indicates that elemental mercury is not a CoC and mercury is present in an inorganic form, a value of 120mg/kg for inorganic mercury may be appropriate
#5:Updated S4UL for nickel
#6:S4UL based on a threshold protective of direct skin contact with phenol

Legend

24	Result exceeds GAC
NAD	No asbestos detected
-	Determinand not analysed for in sample

Notes

With the exception of pH, where a result is given as a range the sample has been tested for a determinand twice using two different methods.

				Location_Code	WS11001	WS11001	WS11001	WS11002	WS11002	WS11002	WS11005	WS11005	WS11005	WS11008	WS11008
				Sample_Depth_Range (m)	0.05	0.7	1.5-1.7	0.5	1.1	2.54-2.65	0.05	0.4	1.5-1.75	0.05	1.23-1.35
				Sampled_Date_Time	01/10/2019	01/10/2019	02/10/2019	30/09/2019	30/09/2019	01/10/2019	27/09/2019	27/09/2019	30/09/2019	13/09/2019	17/09/2019
				LQM S4UL Public Open Space (POS) Residential - 1% SOM (GAC)											
Chem_Group	**ChemName**	**output unit**	**MDL**												
BTEX and MTBE	Benzene	mg/kg	0.001	72	-	-	-	-	-	-	-	-	-	-	-
	Toluene	mg/kg	0.001	56000	-	-	-	-	-	-	-	-	-	-	-
	Ethylbenzene	mg/kg	0.001	24000	-	-	-	-	-	-	-	-	-	-	-
	Xylene (m & p)	mg/kg	0.001	41000[#1]	-	-	-	-	-	-	-	-	-	-	-
	Xylene (o)	mg/kg	0.001	41000	-	-	-	-	-	-	-	-	-	-	-
Metals	Arsenic	mg/kg	1	79	6	6	<1	3	17	6	5	5	<1	6	5
	Boron	mg/kg	1	21000	<1	<1	<1	<1	<1	<1	<1	<1	<1	<1	<1
	Cadmium	mg/kg	0.5	120	0.6	<0.5	<0.5	<0.5	<0.5	<0.5	<0.5	<0.5	<0.5	0.8	0.6
	Chromium (hexavalent)	mg/kg	1	7.7[#2]	<1	<1	<1	<1	<1	<1	<1	<1	<1	<1	<1
	Chromium (Trivalent)	mg/kg	0.9	1500[#2]	20	22	26	22	18	52	16	13	16	22	17
	Copper	mg/kg	1	12000	13	5	5	7	8	7	8	2	2	12	6
	Lead	mg/kg	1	630[#3]	38	9	7	10	8	8	21	6	3	28	4
	Mercury	mg/kg	0.17	16[#4]	<0.17	<0.17	<0.17	<0.17	<0.17	<0.17	<0.17	<0.17	<0.17	<0.17	<0.17
	Nickel	mg/kg	1	230[#5]	15	13	16	13	9	43	12	10	8	16	20
	Selenium	mg/kg	1	1100	<1	<1	<1	<1	3	<1	<1	<1	<1	<1	<1
	Zinc	mg/kg	5	81000	56	26	36	29	28	24	44	18	22	67	35
Asbestos	Anthophyllite	Detect			NAD	NAD	NAD	NAD	NAD	NAD	NAD	NAD	NAD	NAD	NAD
	Asbestos Containing Material	Detect			NAD	NAD	NAD	NAD	NAD	NAD	NAD	NAD	NAD	NAD	NAD
	Asbestos Matrix (microscope)	-			NAD	NAD	NAD	NAD	NAD	NAD	NAD	NAD	NAD	NAD	NAD
	Asbestos Matrix (visual)	-			NAD	NAD	NAD	NAD	NAD	NAD	NAD	NAD	NAD	NAD	NAD
	Asbestos: Actinolite	Detect			NAD	NAD	NAD	NAD	NAD	NAD	NAD	NAD	NAD	NAD	NAD
	Crocidolite Asbestos	Detect			NAD	NAD	NAD	NAD	NAD	NAD	NAD	NAD	NAD	NAD	NAD
	Asbestos Gravimetric Quantification	%	0.001		-	-	-	-	-	-	-	-	-	-	-
	Chrysotile Asbestos	Detect			NAD	NAD	NAD	NAD	NAD	NAD	NAD	NAD	NAD	NAD	NAD
	Amosite Asbestos	Detect			NAD	NAD	NAD	NAD	NAD	NAD	NAD	NAD	NAD	NAD	NAD
	Tremolite	Detect			NAD	NAD	NAD	NAD	NAD	NAD	NAD	NAD	NAD	NAD	NAD
Inorganics	Cyanide (Free)	mg/kg	1		<1	<1	<1	<1	<1	<1	<1	<1	<1	<1	<1
	Cyanide Total	mg/kg	1		<1	<1	<1	<1	<1	<1	<1	<1	<1	<1	<1
PAH	Naphthalene	mg/kg	0.03	4900	<0.03	<0.03	<0.03	<0.03	<0.03	<0.03	<0.03	<0.03	<0.03	<0.03	<0.03
	Acenaphthene	mg/kg	0.01	15000	0.01	<0.01	<0.01	<0.01	<0.01	<0.01	<0.01	<0.01	<0.01	0.05	<0.01
	Acenaphthylene	mg/kg	0.01	15000	<0.01	<0.01	<0.01	<0.01	<0.01	<0.01	<0.01	<0.01	<0.01	<0.01	<0.01
	Fluoranthene	mg/kg	0.08	3100	0.39	<0.08	<0.08	<0.08	<0.08	<0.08	<0.08	<0.08	<0.08	0.74	<0.08
	Anthracene	mg/kg	0.02	74000	0.02	<0.02	<0.02	<0.02	<0.02	<0.02	<0.02	<0.02	<0.02	0.12	<0.02
	Phenanthrene	mg/kg	0.03	3100	0.17	<0.03	<0.03	<0.03	<0.03	<0.03	<0.03	<0.03	<0.03	0.5	<0.03
	Fluorene	mg/kg	0.01	9900	0.01	<0.01	<0.01	<0.01	<0.01	<0.01	<0.01	<0.01	<0.01	0.04	<0.01
	Chrysene	mg/kg	0.06	57	0.28	<0.06	<0.06	<0.06	<0.06	<0.06	<0.06	<0.06	<0.06	0.39	<0.06
	Pyrene	mg/kg	0.07	7400	0.34	<0.07	<0.07	<0.07	<0.07	<0.07	<0.07	<0.07	<0.07	0.65	<0.07
	Benzo(a)anthracene	mg/kg	0.04	29	0.22	<0.04	<0.04	<0.04	<0.04	<0.04	<0.04	<0.04	<0.04	0.32	<0.04
	Benzo(b)fluoranthene	mg/kg	0.05	7.1	0.24	<0.05	<0.05	<0.05	<0.05	<0.05	<0.05	<0.05	<0.05	0.73	<0.05
	Benzo(k)fluoranthene	mg/kg	0.07	190	<0.07	<0.07	<0.07	<0.07	<0.07	<0.07	<0.07	<0.07	<0.07	0.25	<0.07
	Benzo(a)pyrene	mg/kg	0.04	5.7	0.18	<0.04	<0.04	<0.04	<0.04	<0.04	<0.04	<0.04	<0.04	0.72	<0.04
	Dibenz(a,h)anthracene	mg/kg	0.04	0.57	<0.04	<0.04	<0.04	<0.04	<0.04	<0.04	<0.04	<0.04	<0.04	0.12	<0.04
	Benzo(g,h,i)perylene	mg/kg	0.05	640	0.14	<0.05	<0.05	<0.05	<0.05	<0.05	<0.05	<0.05	<0.05	0.6	<0.05
	Indeno(1,2,3-c,d)pyrene	mg/kg	0.03	82	0.18	<0.03	<0.03	<0.03	<0.03	<0.03	<0.03	<0.03	<0.03	0.66	<0.03
	PAH 16 Total	mg/kg	0.01		2.18	<0.08	<0.08	<0.08	<0.08	<0.08	<0.08	<0.08	<0.08	5.89	<0.08
TPH	>C6-C8	mg/kg	5		<5	<5	<5	<5	<5	<5	<5	<5	<5	<5	<5
	>C8-C10	mg/kg	1		<1	<1	<1	<1	<1	<1	<1	<1	<1	<1	<1
	>C10-C12	mg/kg	1		<1	<1	<1	<1	<1	<1	<1	<1	<1	<1	<1
	>C12-C16	mg/kg	2		<2	<2	<2	<2	<2	<2	<2	<2	<2	<2	<2
	>C16-C21	mg/kg	2		5	<2	<2	3	7	24	<2	<2	<2	<2	<2
	>C21-C40	mg/kg	5		37	6	<5	111	84	360	6	<5	<5	48	8
	Total Petroleum Hydrocarbons	mg/kg	5		42	6	<5	114	91	384	6	<5	<5	48	8

				Location_Code	WS11001	WS11001	WS11001	WS11002	WS11002	WS11002	WS11005	WS11005	WS11005	WS11008	WS11008
				Sample_Depth_Range (m)	0.05	0.7	1.5-1.7	0.5	1.1	2.54-2.65	0.05	0.4	1.5-1.75	0.05	1.23-1.35
				Sampled_Date_Time	01/10/2019	01/10/2019	02/10/2019	30/09/2019	30/09/2019	01/10/2019	27/09/2019	27/09/2019	30/09/2019	13/09/2019	17/09/2019
				LQM S4UL Public Open Space (POS) Residential - 1% SOM (GAC)											
Chem_Group	ChemName	output unit	MDL												
VOC	cis-1,3-dichloropropene	mg/kg	0.001		-	-	-	-	-	-	-	-	-	-	-
	Styrene	mg/kg	0.001		-	-	-	-	-	-	-	-	-	-	-
	Sum Tetrachloroethene and Trichloroethene	mg/kg	0.002		-	-	-	-	-	-	-	-	-	-	-
	trans-1,3-dichloropropene	mg/kg	0.001		-	-	-	-	-	-	-	-	-	-	-
	1,1,1,2-tetrachloroethane	mg/kg	0.001	1400	-	-	-	-	-	-	-	-	-	-	-
	1,1,1-trichloroethane	mg/kg	0.001	140000	-	-	-	-	-	-	-	-	-	-	-
	1,1,2,2-tetrachloroethane	mg/kg	0.001	1400	-	-	-	-	-	-	-	-	-	-	-
	1,1,2-trichloroethane	mg/kg	0.001		-	-	-	-	-	-	-	-	-	-	-
	1,1-dichloroethane	mg/kg	0.001		-	-	-	-	-	-	-	-	-	-	-
	1,1-dichloroethene	mg/kg	0.001		-	-	-	-	-	-	-	-	-	-	-
	1,1-dichloropropene	mg/kg	0.001		-	-	-	-	-	-	-	-	-	-	-
	1,2,3-trichloropropane	mg/kg	0.001		-	-	-	-	-	-	-	-	-	-	-
	1,2,4-trimethylbenzene	mg/kg	0.001		-	-	-	-	-	-	-	-	-	-	-
	1,2-dibromo-3-chloropropane	mg/kg	0.002		-	-	-	-	-	-	-	-	-	-	-
	1,2-dibromoethane	mg/kg	0.001		-	-	-	-	-	-	-	-	-	-	-
	1,2-dichloroethane	mg/kg	0.002	29	-	-	-	-	-	-	-	-	-	-	-
	1,2-Dichloroethene (cis & trans)	mg/kg	0.002		-	-	-	-	-	-	-	-	-	-	-
	1,2-dichloropropane	mg/kg	0.001		-	-	-	-	-	-	-	-	-	-	-
	1,3,5-trimethylbenzene	mg/kg	0.001		-	-	-	-	-	-	-	-	-	-	-
	1,3-dichloropropane	mg/kg	0.001		-	-	-	-	-	-	-	-	-	-	-
	2,2-dichloropropane	mg/kg	0.001		-	-	-	-	-	-	-	-	-	-	-
	Trihalomethanes	mg/kg	0.004		-	-	-	-	-	-	-	-	-	-	-
	2-chlorotoluene	mg/kg	0.001		-	-	-	-	-	-	-	-	-	-	-
	4-chlorotoluene	mg/kg	0.001		-	-	-	-	-	-	-	-	-	-	-
	Bromobenzene	mg/kg	0.001		-	-	-	-	-	-	-	-	-	-	-
	Bromochloromethane	mg/kg	0.005		-	-	-	-	-	-	-	-	-	-	-
	Bromodichloromethane	mg/kg	0.01		-	-	-	-	-	-	-	-	-	-	-
	Bromoform	mg/kg	0.001		-	-	-	-	-	-	-	-	-	-	-
	Bromomethane	mg/kg	0.001		-	-	-	-	-	-	-	-	-	-	-
	Carbon disulfide	mg/kg	0.001	11000	-	-	-	-	-	-	-	-	-	-	-
	Carbon tetrachloride	mg/kg	0.001	890	-	-	-	-	-	-	-	-	-	-	-
	Chlorodibromomethane	mg/kg	0.003		-	-	-	-	-	-	-	-	-	-	-
	Chloroethane	mg/kg	0.001		-	-	-	-	-	-	-	-	-	-	-
	Chloroform	mg/kg	0.001	2500	-	-	-	-	-	-	-	-	-	-	-
	Chloromethane	mg/kg	0.01		-	-	-	-	-	-	-	-	-	-	-
	cis-1,2-dichloroethene	mg/kg	0.001		-	-	-	-	-	-	-	-	-	-	-
	Dibromomethane	mg/kg	0.001		-	-	-	-	-	-	-	-	-	-	-
	Dichlorodifluoromethane	mg/kg	0.001		-	-	-	-	-	-	-	-	-	-	-
	Dichloromethane	mg/kg	0.005		-	-	-	-	-	-	-	-	-	-	-
	Isopropylbenzene	mg/kg	0.001		-	-	-	-	-	-	-	-	-	-	-
	n-butylbenzene	mg/kg	0.001		-	-	-	-	-	-	-	-	-	-	-
	n-propylbenzene	mg/kg	0.001		-	-	-	-	-	-	-	-	-	-	-
	p-isopropyltoluene	mg/kg	0.001		-	-	-	-	-	-	-	-	-	-	-
	sec-butylbenzene	mg/kg	0.001		-	-	-	-	-	-	-	-	-	-	-
	Trichloroethene	mg/kg	0.001	120	-	-	-	-	-	-	-	-	-	-	-
	tert-butylbenzene	mg/kg	0.002		-	-	-	-	-	-	-	-	-	-	-
	Tetrachloroethene	mg/kg	0.001	1400	-	-	-	-	-	-	-	-	-	-	-
	trans-1,2-dichloroethene	mg/kg	0.001		-	-	-	-	-	-	-	-	-	-	-
	Trichlorofluoromethane	mg/kg	0.001		-	-	-	-	-	-	-	-	-	-	-
	Vinyl chloride	mg/kg	0.001	3.5	-	-	-	-	-	-	-	-	-	-	-
VOC/SVOC	1,2,3-trichlorobenzene	mg/kg	0.003	1800	-	-	-	-	-	-	-	-	-	-	-
	1,2,4-trichlorobenzene	mg/kg	0.003	15000	-	-	-	-	-	-	-	-	-	-	-
	1,2-dichlorobenzene	mg/kg	0.001	90000	-	-	-	-	-	-	-	-	-	-	-
	1,3-dichlorobenzene	mg/kg	0.001	300	-	-	-	-	-	-	-	-	-	-	-
	1,4-dichlorobenzene	mg/kg	0.001	17000	-	-	-	-	-	-	-	-	-	-	-
	Chlorobenzene	mg/kg	0.001	11000	-	-	-	-	-	-	-	-	-	-	-
	Dichlorobenzene	mg/kg	0.003		-	-	-	-	-	-	-	-	-	-	-
	Hexachlorobutadiene	mg/kg	0.001	25	-	-	-	-	-	-	-	-	-	-	-
	Trichlorobenzene (total)	mg/kg	0.006		-	-	-	-	-	-	-	-	-	-	-
SVOC	4-nitrophenol	mg/kg	0.1		-	-	-	-	-	-	-	-	-	-	-
	Perylene	mg/kg	0.1		-	-	-	-	-	-	-	-	-	-	-
	2,4,5-trichlorophenol	mg/kg	0.1		-	-	-	-	-	-	-	-	-	-	-
	2,4,6-trichlorophenol	mg/kg	0.1		-	-	-	-	-	-	-	-	-	-	-
	2,4-dichlorophenol	mg/kg	0.1		-	-	-	-	-	-	-	-	-	-	-
	2,4-dimethylphenol	mg/kg	0.1		-	-	-	-	-	-	-	-	-	-	-
	2,4-dinitrotoluene	mg/kg	0.1		-	-	-	-	-	-	-	-	-	-	-
	2,6-dinitrotoluene	mg/kg	0.1		-	-	-	-	-	-	-	-	-	-	-
	2-chloronaphthalene	mg/kg	0.1		-	-	-	-	-	-	-	-	-	-	-
	2-chlorophenol	mg/kg	0.1		-	-	-	-	-	-	-	-	-	-	-
	2-methylnaphthalene	mg/kg	0.1		-	-	-	-	-	-	-	-	-	-	-
	2-methylphenol	mg/kg	0.1		-	-	-	-	-	-	-	-	-	-	-
	2-nitrophenol	mg/kg	0.1		-	-	-	-	-	-	-	-	-	-	-
	4-chloro-3-methylphenol	mg/kg	0.1		-	-	-	-	-	-	-	-	-	-	-
	Bis(2-chloroethoxy) methane	mg/kg	0.1		-	-	-	-	-	-	-	-	-	-	-
	Bis(2-chloroethyl)ether	mg/kg	0.1		-	-	-	-	-	-	-	-	-	-	-
	Bis(2-chloroisopropyl) ether	mg/kg	0.1		-	-	-	-	-	-	-	-	-	-	-
	Bis(2-ethylhexyl) phthalate	mg/kg	0.5		-	-	-	-	-	-	-	-	-	-	-
	Butyl benzyl phthalate	mg/kg	0.1		-	-	-	-	-	-	-	-	-	-	-
	Carbazole	mg/kg	0.1		-	-	-	-	-	-	-	-	-	-	-
	Dibenzofuran	mg/kg	0.1		-	-	-	-	-	-	-	-	-	-	-
	Diethylphthalate	mg/kg	0.1		-	-	-	-	-	-	-	-	-	-	-
	Dimethyl phthalate	mg/kg	0.1		-	-	-	-	-	-	-	-	-	-	-
	Di-n-butyl phthalate	mg/kg	0.1		-	-	-	-	-	-	-	-	-	-	-
	Di-n-octyl phthalate	mg/kg	0.5		-	-	-	-	-	-	-	-	-	-	-
	Hexachlorobenzene	mg/kg	0.1	16	-	-	-	-	-	-	-	-	-	-	-
	Hexachlorocyclopentadiene	mg/kg	0.1		-	-	-	-	-	-	-	-	-	-	-
	Hexachloroethane	mg/kg	0.1		-	-	-	-	-	-	-	-	-	-	-
	Isophorone	mg/kg	0.1		-	-	-	-	-	-	-	-	-	-	-
	Nitrobenzene	mg/kg	0.1		-	-	-	-	-	-	-	-	-	-	-
	N-nitrosodi-n-propylamine	mg/kg	0.1		-	-	-	-	-	-	-	-	-	-	-
	Pentachlorophenol	mg/kg	0.1	60	-	-	-	-	-	-	-	-	-	-	-

			Location_Code	WS11001	WS11001	WS11001	WS11002	WS11002	WS11002	WS11005	WS11005	WS11005	WS11008	WS11008
			Sample_Depth_Range (m)	0.05	0.7	1.5-1.7	0.5	1.1	2.54-2.65	0.05	0.4	1.5-1.75	0.05	1.23-1.35
			Sampled_Date_Time	01/10/2019	01/10/2019	02/10/2019	30/09/2019	30/09/2019	01/10/2019	27/09/2019	27/09/2019	30/09/2019	13/09/2019	17/09/2019
			LQM S4UL Public Open Space (POS) Residential - 1% SOM (GAC)											
Chem_Group	ChemName	output unit	MDL											
Phenolics	3-&4-methylphenol	mg/kg	0.1	-	-	-	-	-	-	-	-	-	-	-
	Phenol	mg/kg	0.1	(dir)760[#6]	-	-	-	-	-	-	-	-	-	-
	Total Phenols	mg/kg	0.2	<0.2	<0.2	<0.2	<0.2	<0.2	<0.2	<0.2	<0.2	<0.2	<0.2	<0.2
Other	% Moisture at <40C	% w/w	0.1	13	6.4	9.8	16.4	39.6	4.9	11.1	8.6	9.9	10.6	12.4
	Organic Carbon	percent	0.03	1.21	0.26	0.11	0.72	7.93	0.12	0.86	0.12	0.06	1.45	0.1
	% Stones >10mm	% w/w	0.1	0.3	5.4	2.1	4.2	<0.1	<0.1	3.9	24.6	<0.1	10.8	<0.1
	pH (Lab)	pH_Units	0.01	7.64	8.21	8.28	7.63	4.23	7.22	6.99	7.79	8.22	7.43	7.5
SVOC TIC	SVOC Tentatively Identified Compounds	mg/kg	0.1	-	-	-	-	-	-	-	-	-	-	-
VOC TIC	VOC Tentatively Identified Compounds	mg/kg	0.001	-	-	-	-	-	-	-	-	-	-	-

Environmental Standards Comments

#1:Criteria presented is for p-xylene. A separate value is presented for o-xylene.
#2:GAC is only presented as speciated chromium. 7.7mg/kg is used for hexavalent. If hexavalent chromium (CrVI) data is available, a value of 1,500mg/kg may be appropriate for the remaining trivalent chromium (CrIII).
#3:C4SL for lead adopted
#4:GAC only presented as speciated mercury. 16mg/kg is used for elemental mercury. If the CSM indicates that elemental mercury is not a CoC and mercury is present in an inorganic form, a value of 120mg/kg for inorganic mercury may be appropriate
#5:Updated S4UL for nickel
#6:S4UL based on a threshold protective of direct skin contact with phenol

Legend

24	Result exceeds GAC
NAD	No asbestos detected
-	Determinand not analysed for in sample

Notes

With the exception of pH, where a result is given as a range the sample has been tested for a determinand twice using two different methods.

				Location_Code	WS12004	WS12004	WS12004	WS12004	WS12004	WS12005	WS12005	WS12006	WS12006	WS12006	WS12007
				Sample_Depth_Range (m)	0.05-1.32	0.45-2	0.95-3.49	2.69-2.86	3.48-3.7	0.05	1.1	0.05	1.2-1.29	2.62-2.77	0.05
				Sampled_Date_Time	19/09/2019	19/09/2019	19/09/2019	23/09/2019	23/09/2019	03/10/2019	03/10/2019	12/09/2019	13/09/2019	13/09/2019	13/09/2019
				LQM S4UL Public Open Space (POS) Residential - 1% SOM (GAC)											
Chem_Group	**ChemName**	**output unit**	**MDL**												
BTEX and MTBE	Benzene	mg/kg	0.001	72	-	-	-	-	-	-	-	-	-	-	-
	Toluene	mg/kg	0.001	56000	-	-	-	-	-	-	-	-	-	-	-
	Ethylbenzene	mg/kg	0.001	24000	-	-	-	-	-	-	-	-	-	-	-
	Xylene (m & p)	mg/kg	0.001	41000[#1]	-	-	-	-	-	-	-	-	-	-	-
	Xylene (o)	mg/kg	0.001	41000	-	-	-	-	-	-	-	-	-	-	-
Metals	Arsenic	mg/kg	1	79	9	4	2	7	<1	6	7	3	2	<1	4
	Boron	mg/kg	1	21000	<1	<1	<1	<1	<1	<1	<1	<1	<1	<1	<1
	Cadmium	mg/kg	0.5	120	<0.5	<0.5	<0.5	<0.5	0.7	0.8	0.8	<0.5	0.6	<0.5	<0.5
	Chromium (hexavalent)	mg/kg	1	7.7[#2]	<1	<1	<1	<1	<1	<1	<1	<1	<1	<1	<1
	Chromium (Trivalent)	mg/kg	0.9	1500[#2]	19	21	20	10	39	19	14	9	43	29	15
	Copper	mg/kg	1	12000	16	10	7	3	6	8	3	5	6	2	7
	Lead	mg/kg	1	630[#3]	63	17	12	6	6	31	7	17	11	5	20
	Mercury	mg/kg	0.17	16[#4]	<0.17	<0.17	<0.17	<0.17	<0.17	<0.17	<0.17	<0.17	<0.17	<0.17	<0.17
	Nickel	mg/kg	1	230[#5]	15	13	12	8	15	12	13	5	12	8	9
	Selenium	mg/kg	1	1100	<1	<1	<1	<1	<1	<1	<1	<1	<1	<1	<1
	Zinc	mg/kg	5	81000	59	44	39	13	39	49	23	23	29	16	28
Asbestos	Anthophyllite	Detect			NAD	NAD	NAD	NAD	NAD	NAD	NAD	NAD	NAD	NAD	NAD
	Asbestos Containing Material	Detect			NAD	NAD	NAD	NAD	NAD	NAD	NAD	NAD	NAD	NAD	NAD
	Asbestos Matrix (microscope)	-			NAD	NAD	NAD	NAD	NAD	NAD	NAD	NAD	NAD	NAD	NAD
	Asbestos Matrix (visual)	-			NAD	NAD	NAD	NAD	NAD	NAD	NAD	NAD	NAD	NAD	NAD
	Asbestos: Actinolite	Detect			NAD	NAD	NAD	NAD	NAD	NAD	NAD	NAD	NAD	NAD	NAD
	Crocidolite Asbestos	Detect			NAD	NAD	NAD	NAD	NAD	NAD	NAD	NAD	NAD	NAD	NAD
	Asbestos Gravimetric Quantification	%	0.001		-	-	-	-	-	-	-	-	-	-	-
	Chrysotile Asbestos	Detect			NAD	NAD	NAD	NAD	NAD	NAD	NAD	NAD	NAD	NAD	NAD
	Amosite Asbestos	Detect			NAD	NAD	NAD	NAD	NAD	NAD	NAD	NAD	NAD	NAD	NAD
	Tremolite	Detect			NAD	NAD	NAD	NAD	NAD	NAD	NAD	NAD	NAD	NAD	NAD
Inorganics	Cyanide (Free)	mg/kg	1		<1	<1	<1	<1	<1	<1	<1	<1	<1	<1	<1
	Cyanide Total	mg/kg	1		<1	<1	<1	<1	<1	<1	<1	<1	<1	<1	<1
PAH	Naphthalene	mg/kg	0.03	4900	<0.03	<0.03	<0.03	<0.03	<0.03	<0.03	<0.03	<0.03	<0.03	<0.03	<0.03
	Acenaphthene	mg/kg	0.01	15000	<0.01	<0.01	<0.01	<0.01	<0.01	<0.01	<0.01	<0.01	<0.01	<0.01	<0.01
	Acenaphthylene	mg/kg	0.01	15000	0.01	<0.01	<0.01	<0.01	<0.01	<0.01	<0.01	<0.01	<0.01	<0.01	<0.01
	Fluoranthene	mg/kg	0.08	3100	0.43	0.16	<0.08	<0.08	<0.08	0.27	<0.08	0.12	<0.08	<0.08	<0.08
	Anthracene	mg/kg	0.02	74000	0.02	<0.02	<0.02	<0.02	<0.02	<0.02	<0.02	<0.02	<0.02	<0.02	<0.02
	Phenanthrene	mg/kg	0.03	3100	0.13	0.05	<0.03	<0.03	<0.03	0.1	<0.03	0.03	<0.03	<0.03	<0.03
	Fluorene	mg/kg	0.01	9900	<0.01	<0.01	<0.01	<0.01	<0.01	<0.01	<0.01	<0.01	<0.01	<0.01	<0.01
	Chrysene	mg/kg	0.06	57	0.28	0.1	<0.06	<0.06	<0.06	0.15	<0.06	0.08	<0.06	<0.06	<0.06
	Pyrene	mg/kg	0.07	7400	0.38	0.15	<0.07	<0.07	<0.07	0.24	<0.07	0.11	<0.07	<0.07	<0.07
	Benzo(a)anthracene	mg/kg	0.04	29	0.22	0.08	<0.04	<0.04	<0.04	0.13	<0.04	0.07	<0.04	<0.04	<0.04
	Benzo(b)fluoranthene	mg/kg	0.05	7.1	0.37	0.13	<0.05	<0.05	<0.05	0.18	<0.05	0.11	<0.05	<0.05	<0.05
	Benzo(k)fluoranthene	mg/kg	0.07	190	0.13	<0.07	<0.07	<0.07	<0.07	<0.07	<0.07	<0.07	<0.07	<0.07	<0.07
	Benzo(a)pyrene	mg/kg	0.04	5.7	0.26	0.1	<0.04	<0.04	<0.04	0.14	<0.04	0.09	<0.04	<0.04	<0.04
	Dibenz(a,h)anthracene	mg/kg	0.04	0.57	<0.04	<0.04	<0.04	<0.04	<0.04	<0.04	<0.04	<0.04	<0.04	<0.04	<0.04
	Benzo(g,h,i)perylene	mg/kg	0.05	640	0.17	0.07	<0.05	<0.05	<0.05	0.09	<0.05	0.07	<0.05	<0.05	<0.05
	Indeno(1,2,3-c,d)pyrene	mg/kg	0.03	82	0.17	0.07	<0.03	<0.03	<0.03	0.1	<0.03	0.08	<0.03	<0.03	<0.03
	PAH 16 Total	mg/kg	0.01		2.57	0.91	<0.08	<0.08	<0.08	1.4	<0.08	0.76	<0.08	<0.08	<0.08
TPH	>C6-C8	mg/kg	5		<5	<5	<5	<5	<5	<5	<5	<5	<5	<5	<5
	>C8-C10	mg/kg	1		<1	<1	<1	<1	<1	<1	<1	<1	<1	<1	<1
	>C10-C12	mg/kg	1		<1	<1	<1	<1	<1	<1	<1	<1	<1	<1	<1
	>C12-C16	mg/kg	2		<2	<2	<2	<2	<2	<2	<2	<2	<2	<2	<2
	>C16-C21	mg/kg	2		4	<2	<2	<2	8	2	<2	3	7	3	3
	>C21-C40	mg/kg	5		65	22	22	<5	144	28	<5	52	67	<5	55
	Total Petroleum Hydrocarbons	mg/kg	5		69	22	22	<5	152	30	<5	55	74	<5	58

				Location_Code	WS12004	WS12004	WS12004	WS12004	WS12004	WS12005	WS12005	WS12006	WS12006	WS12006	WS12007
				Sample_Depth_Range (m)	0.05-1.32	0.45-2	0.95-3.49	2.69-2.86	3.48-3.7	0.05	1.1	0.05	1.2-1.29	2.62-2.77	0.05
				Sampled_Date_Time	19/09/2019	19/09/2019	19/09/2019	23/09/2019	23/09/2019	03/10/2019	03/10/2019	12/09/2019	13/09/2019	13/09/2019	13/09/2019
				LQM S4UL Public Open Space (POS) Residential - 1% SOM (GAC)											
Chem_Group	ChemName	output unit	MDL												
VOC	cis-1,3-dichloropropene	mg/kg	0.001	[illegible]	-	-	-	-	-	-	-	-	-	-	-
	Styrene	mg/kg	0.001		-	-	-	-	-	-	-	-	-	-	-
	Sum Tetrachloroethene and Trichloroethene	mg/kg	0.002		-	-	-	-	-	-	-	-	-	-	-
	trans-1,3-dichloropropene	mg/kg	0.001		-	-	-	-	-	-	-	-	-	-	-
	1,1,1,2-tetrachloroethane	mg/kg	0.001	1400	-	-	-	-	-	-	-	-	-	-	-
	1,1,1-trichloroethane	mg/kg	0.001	140000	-	-	-	-	-	-	-	-	-	-	-
	1,1,2,2-tetrachloroethane	mg/kg	0.001	1400	-	-	-	-	-	-	-	-	-	-	-
	1,1,2-trichloroethane	mg/kg	0.001		-	-	-	-	-	-	-	-	-	-	-
	1,1-dichloroethane	mg/kg	0.001		-	-	-	-	-	-	-	-	-	-	-
	1,1-dichloroethene	mg/kg	0.001		-	-	-	-	-	-	-	-	-	-	-
	1,1-dichloropropene	mg/kg	0.001		-	-	-	-	-	-	-	-	-	-	-
	1,2,3-trichloropropane	mg/kg	0.001		-	-	-	-	-	-	-	-	-	-	-
	1,2,4-trimethylbenzene	mg/kg	0.001		-	-	-	-	-	-	-	-	-	-	-
	1,2-dibromo-3-chloropropane	mg/kg	0.002		-	-	-	-	-	-	-	-	-	-	-
	1,2-dibromoethane	mg/kg	0.001		-	-	-	-	-	-	-	-	-	-	-
	1,2-dichloroethane	mg/kg	0.002	29	-	-	-	-	-	-	-	-	-	-	-
	1,2-Dichloroethene (cis & trans)	mg/kg	0.002		-	-	-	-	-	-	-	-	-	-	-
	1,2-dichloropropane	mg/kg	0.001		-	-	-	-	-	-	-	-	-	-	-
	1,3,5-trimethylbenzene	mg/kg	0.001		-	-	-	-	-	-	-	-	-	-	-
	1,3-dichloropropane	mg/kg	0.001		-	-	-	-	-	-	-	-	-	-	-
	2,2-dichloropropane	mg/kg	0.001		-	-	-	-	-	-	-	-	-	-	-
	Trihalomethanes	mg/kg	0.004		-	-	-	-	-	-	-	-	-	-	-
	2-chlorotoluene	mg/kg	0.001		-	-	-	-	-	-	-	-	-	-	-
	4-chlorotoluene	mg/kg	0.001		-	-	-	-	-	-	-	-	-	-	-
	Bromobenzene	mg/kg	0.001		-	-	-	-	-	-	-	-	-	-	-
	Bromochloromethane	mg/kg	0.005		-	-	-	-	-	-	-	-	-	-	-
	Bromodichloromethane	mg/kg	0.01		-	-	-	-	-	-	-	-	-	-	-
	Bromoform	mg/kg	0.001		-	-	-	-	-	-	-	-	-	-	-
	Bromomethane	mg/kg	0.001		-	-	-	-	-	-	-	-	-	-	-
	Carbon disulfide	mg/kg	0.001	11000	-	-	-	-	-	-	-	-	-	-	-
	Carbon tetrachloride	mg/kg	0.001	890	-	-	-	-	-	-	-	-	-	-	-
	Chlorodibromomethane	mg/kg	0.003		-	-	-	-	-	-	-	-	-	-	-
	Chloroethane	mg/kg	0.001		-	-	-	-	-	-	-	-	-	-	-
	Chloroform	mg/kg	0.001	2500	-	-	-	-	-	-	-	-	-	-	-
	Chloromethane	mg/kg	0.01		-	-	-	-	-	-	-	-	-	-	-
	cis-1,2-dichloroethene	mg/kg	0.001		-	-	-	-	-	-	-	-	-	-	-
	Dibromomethane	mg/kg	0.001		-	-	-	-	-	-	-	-	-	-	-
	Dichlorodifluoromethane	mg/kg	0.001		-	-	-	-	-	-	-	-	-	-	-
	Dichloromethane	mg/kg	0.005		-	-	-	-	-	-	-	-	-	-	-
	Isopropylbenzene	mg/kg	0.001		-	-	-	-	-	-	-	-	-	-	-
	n-butylbenzene	mg/kg	0.001		-	-	-	-	-	-	-	-	-	-	-
	n-propylbenzene	mg/kg	0.001		-	-	-	-	-	-	-	-	-	-	-
	p-isopropyltoluene	mg/kg	0.001		-	-	-	-	-	-	-	-	-	-	-
	sec-butylbenzene	mg/kg	0.001		-	-	-	-	-	-	-	-	-	-	-
	Trichloroethene	mg/kg	0.001	120	-	-	-	-	-	-	-	-	-	-	-
	tert-butylbenzene	mg/kg	0.002		-	-	-	-	-	-	-	-	-	-	-
	Tetrachloroethene	mg/kg	0.001	1400	-	-	-	-	-	-	-	-	-	-	-
	trans-1,2-dichloroethene	mg/kg	0.001		-	-	-	-	-	-	-	-	-	-	-
	Trichlorofluoromethane	mg/kg	0.001		-	-	-	-	-	-	-	-	-	-	-
	Vinyl chloride	mg/kg	0.001	3.5	-	-	-	-	-	-	-	-	-	-	-
VOC/SVOC	1,2,3-trichlorobenzene	mg/kg	0.003	1800	-	-	-	-	-	-	-	-	-	-	-
	1,2,4-trichlorobenzene	mg/kg	0.003	15000	-	-	-	-	-	-	-	-	-	-	-
	1,2-dichlorobenzene	mg/kg	0.001	90000	-	-	-	-	-	-	-	-	-	-	-
	1,3-dichlorobenzene	mg/kg	0.001	300	-	-	-	-	-	-	-	-	-	-	-
	1,4-dichlorobenzene	mg/kg	0.001	17000	-	-	-	-	-	-	-	-	-	-	-
	Chlorobenzene	mg/kg	0.001	11000	-	-	-	-	-	-	-	-	-	-	-
	Dichlorobenzene	mg/kg	0.003		-	-	-	-	-	-	-	-	-	-	-
	Hexachlorobutadiene	mg/kg	0.001	25	-	-	-	-	-	-	-	-	-	-	-
	Trichlorobenzene (total)	mg/kg	0.006		-	-	-	-	-	-	-	-	-	-	-
SVOC	4-nitrophenol	mg/kg	0.1		-	-	-	-	-	-	-	-	-	-	-
	Perylene	mg/kg	0.1		-	-	-	-	-	-	-	-	-	-	-
	2,4,5-trichlorophenol	mg/kg	0.1		-	-	-	-	-	-	-	-	-	-	-
	2,4,6-trichlorophenol	mg/kg	0.1		-	-	-	-	-	-	-	-	-	-	-
	2,4-dichlorophenol	mg/kg	0.1		-	-	-	-	-	-	-	-	-	-	-
	2,4-dimethylphenol	mg/kg	0.1		-	-	-	-	-	-	-	-	-	-	-
	2,4-dinitrotoluene	mg/kg	0.1		-	-	-	-	-	-	-	-	-	-	-
	2,6-dinitrotoluene	mg/kg	0.1		-	-	-	-	-	-	-	-	-	-	-
	2-chloronaphthalene	mg/kg	0.1		-	-	-	-	-	-	-	-	-	-	-
	2-chlorophenol	mg/kg	0.1		-	-	-	-	-	-	-	-	-	-	-
	2-methylnaphthalene	mg/kg	0.1		-	-	-	-	-	-	-	-	-	-	-
	2-methylphenol	mg/kg	0.1		-	-	-	-	-	-	-	-	-	-	-
	2-nitrophenol	mg/kg	0.1		-	-	-	-	-	-	-	-	-	-	-
	4-chloro-3-methylphenol	mg/kg	0.1		-	-	-	-	-	-	-	-	-	-	-
	Bis(2-chloroethoxy) methane	mg/kg	0.1		-	-	-	-	-	-	-	-	-	-	-
	Bis(2-chloroethyl)ether	mg/kg	0.1		-	-	-	-	-	-	-	-	-	-	-
	Bis(2-chloroisopropyl) ether	mg/kg	0.1		-	-	-	-	-	-	-	-	-	-	-
	Bis(2-ethylhexyl) phthalate	mg/kg	0.5		-	-	-	-	-	-	-	-	-	-	-
	Butyl benzyl phthalate	mg/kg	0.1		-	-	-	-	-	-	-	-	-	-	-
	Carbazole	mg/kg	0.1		-	-	-	-	-	-	-	-	-	-	-
	Dibenzofuran	mg/kg	0.1		-	-	-	-	-	-	-	-	-	-	-
	Diethylphthalate	mg/kg	0.1		-	-	-	-	-	-	-	-	-	-	-
	Dimethyl phthalate	mg/kg	0.1		-	-	-	-	-	-	-	-	-	-	-
	Di-n-butyl phthalate	mg/kg	0.1		-	-	-	-	-	-	-	-	-	-	-
	Di-n-octyl phthalate	mg/kg	0.5		-	-	-	-	-	-	-	-	-	-	-
	Hexachlorobenzene	mg/kg	0.1	16	-	-	-	-	-	-	-	-	-	-	-
	Hexachlorocyclopentadiene	mg/kg	0.1		-	-	-	-	-	-	-	-	-	-	-
	Hexachloroethane	mg/kg	0.1		-	-	-	-	-	-	-	-	-	-	-
	Isophorone	mg/kg	0.1		-	-	-	-	-	-	-	-	-	-	-
	Nitrobenzene	mg/kg	0.1		-	-	-	-	-	-	-	-	-	-	-
	N-nitrosodi-n-propylamine	mg/kg	0.1		-	-	-	-	-	-	-	-	-	-	-
	Pentachlorophenol	mg/kg	0.1	60	-	-	-	-	-	-	-	-	-	-	-

				Location_Code	WS12004	WS12004	WS12004	WS12004	WS12004	WS12005	WS12005	WS12006	WS12006	WS12006	WS12007
				Sample_Depth_Range (m)	0.05-1.32	0.45-2	0.95-3.49	2.69-2.86	3.48-3.7	0.05	1.1	0.05	1.2-1.29	2.62-2.77	0.05
				Sampled_Date_Time	19/09/2019	19/09/2019	19/09/2019	23/09/2019	23/09/2019	03/10/2019	03/10/2019	12/09/2019	13/09/2019	13/09/2019	13/09/2019
				LQM S4UL Public Open Space (POS) Residential - 1% SOM (GAC)											
Chem_Group	ChemName	output unit	MDL												
Phenolics	3-&4-methylphenol	mg/kg	0.1	--	-	-	-	-	-	-	-	-	-	-	-
	Phenol	mg/kg	0.1	(dir)760[#6]	-	-	-	-	-	-	-	-	-	-	-
	Total Phenols	mg/kg	0.2		<0.2	<0.2	<0.2	<0.2	<0.2	<0.2	<0.2	<0.2	<0.2	<0.2	<0.2
Other	% Moisture at <40C	% w/w	0.1		7.6	8.2	8.1	3	16.8	13	4.2	5.3	10.6	13.6	7.9
	Organic Carbon	percent	0.03		1.33	0.61	0.33	0.03	0.06	1.39	0.19	1.07	0.16	0.08	0.99
	% Stones >10mm	% w/w	0.1		1.6	<0.1	<0.1	44.6	<0.1	1.1	18.7	46.7	<0.1	<0.1	16.7
	pH (Lab)	pH_Units	0.01		7.94	7.97	7.94	8.9	8.2	6.35	6.67	7.48	7.46	7.51	6.25
SVOC TIC	SVOC Tentatively Identified Compounds	mg/kg	0.1		-	-	-	-	-	-	-	-	-	-	-
VOC TIC	VOC Tentatively Identified Compounds	mg/kg	0.001		-	-	-	-	-	-	-	-	-	-	-

Environmental Standards Comments

#1:Criteria presented is for p-xylene. A separate value is presented for o-xylene.
#2:GAC is only presented as speciated chromium. 7.7mg/kg is used for hexavalent. If hexavalent chromium (CrVI) data is available, a value of 1,500mg/kg may be appropriate for the remaining trivalent chromium (CrIII).
#3:C4SL for lead adopted
#4:GAC only presented as speciated mercury. 16mg/kg is used for elemental mercury. If the CSM indicates that elemental mercury is not a CoC and mercury is present in an inorganic form, a value of 120mg/kg for inorganic mercury may be appropriate
#5:Updated S4UL for nickel
#6:S4UL based on a threshold protective of direct skin contact with phenol

Legend

24	Result exceeds GAC
NAD	No asbestos detected
-	Determinand not analysed for in sample

Notes

With the exception of pH, where a result is given as a range the sample has been tested for a determinand twice using two different methods.

				Location_Code	WS12007	WS12007	WS12008	WS12008	WS12009	WS12009	WS12009	WS12009	WS12016	WS12016	WS12021
				Sample_Depth_Range (m)	1	2.36-2.58	0.05	1.5-1.63	0.05	0.4	1	3.8-4.25	0.05	0.45	0.05
				Sampled_Date_Time	13/09/2019	16/09/2019	12/09/2019	16/09/2019	20/09/2019	20/09/2019	20/09/2019	24/09/2019	17/09/2019	17/09/2019	16/09/2019
				LQM S4UL Public Open Space (POS) Residential - 1% SOM (GAC)											
Chem_Group	**ChemName**	**output unit**	**MDL**												
BTEX and MTBE	Benzene	mg/kg	0.001	72	-	-	-	-	-	-	-	-	-	-	-
	Toluene	mg/kg	0.001	56000	-	-	-	-	-	-	-	-	-	-	-
	Ethylbenzene	mg/kg	0.001	24000	-	-	-	-	-	-	-	-	-	-	-
	Xylene (m & p)	mg/kg	0.001	41000[#1]	-	-	-	-	-	-	-	-	-	-	-
	Xylene (o)	mg/kg	0.001	41000	-	-	-	-	-	-	-	-	-	-	-
Metals	Arsenic	mg/kg	1	79	15	2	5	<1	7	7	19	3	7	5	10
	Boron	mg/kg	1	21000	<1	<1	<1	<1	<1	<1	<1	<1	<1	<1	<1
	Cadmium	mg/kg	0.5	120	0.7	0.5	0.6	<0.5	<0.5	<0.5	<0.5	<0.5	0.5	<0.5	0.6
	Chromium (hexavalent)	mg/kg	1	76[#2]	<1	<1	<1	<1	<1	<1	<1	<1	<1	<1	<1
	Chromium (Trivalent)	mg/kg	0.9	1500[#2]	26	30	15	20	20	30	25	31	9	8	12
	Copper	mg/kg	1	12000	4	3	9	2	16	12	6	<1	8	3	10
	Lead	mg/kg	1	630[#3]	4	4	30	3	67	25	10	2	34	14	51
	Mercury	mg/kg	0.17	16[#4]	<0.17	<0.17	<0.17	<0.17	<0.17	<0.17	<0.17	<0.17	<0.17	<0.17	<0.17
	Nickel	mg/kg	1	230[#5]	14	13	10	6	16	20	18	15	5	3	6
	Selenium	mg/kg	1	1100	<1	<1	<1	<1	<1	<1	<1	<1	<1	<1	<1
	Zinc	mg/kg	5	81000	23	27	39	19	136	64	31	21	34	15	33
Asbestos	Anthophyllite	Detect			NAD	NAD	NAD	NAD	NAD	NAD	NAD	NAD	NAD	NAD	NAD
	Asbestos Containing Material	Detect			NAD	NAD	NAD	NAD	NAD	NAD	NAD	NAD	NAD	NAD	NAD
	Asbestos Matrix (microscope)	-			NAD	NAD	NAD	NAD	NAD	NAD	NAD	NAD	NAD	NAD	NAD
	Asbestos Matrix (visual)	-			NAD	NAD	NAD	NAD	NAD	NAD	NAD	NAD	NAD	NAD	NAD
	Asbestos: Actinolite	Detect			NAD	NAD	NAD	NAD	NAD	NAD	NAD	NAD	NAD	NAD	NAD
	Crocidolite Asbestos	Detect			NAD	NAD	NAD	NAD	NAD	NAD	NAD	NAD	NAD	NAD	NAD
	Asbestos Gravimetric Quantification	%	0.001		-	-	-	-	-	-	-	-	-	-	-
	Chrysotile Asbestos	Detect			NAD	NAD	NAD	NAD	NAD	NAD	NAD	NAD	NAD	NAD	NAD
	Amosite Asbestos	Detect			NAD	NAD	NAD	NAD	NAD	NAD	NAD	NAD	NAD	NAD	NAD
	Tremolite	Detect			NAD	NAD	NAD	NAD	NAD	NAD	NAD	NAD	NAD	NAD	NAD
Inorganics	Cyanide (Free)	mg/kg	1		<1	<1	<1	<1	<1	<1	<1	<1	<1	<1	<1
	Cyanide Total	mg/kg	1		<1	<1	2	<1	<1	<1	<1	<1	<1	<1	<1
PAH	Naphthalene	mg/kg	0.03	4900	<0.03	<0.03	<0.03	<0.03	<0.03	<0.03	<0.03	<0.03	<0.03	<0.03	<0.03
	Acenaphthene	mg/kg	0.01	15000	<0.01	<0.01	<0.01	<0.01	0.17	0.07	0.02	<0.01	<0.01	<0.01	<0.01
	Acenaphthylene	mg/kg	0.01	15000	<0.01	<0.01	<0.01	<0.01	0.07	0.03	<0.01	<0.01	<0.01	<0.01	<0.01
	Fluoranthene	mg/kg	0.08	3100	<0.08	<0.08	0.34	<0.08	7.04	2.85	0.46	<0.08	0.08	<0.08	0.12
	Anthracene	mg/kg	0.02	74000	<0.02	<0.02	<0.02	<0.02	0.79	0.37	0.06	<0.02	<0.02	<0.02	<0.02
	Phenanthrene	mg/kg	0.03	3100	<0.03	<0.03	0.13	<0.03	5.02	2.31	0.4	<0.03	<0.03	<0.03	<0.03
	Fluorene	mg/kg	0.01	9900	<0.01	<0.01	<0.01	<0.01	0.27	0.13	0.02	<0.01	<0.01	<0.01	<0.01
	Chrysene	mg/kg	0.06	57	<0.06	<0.06	0.18	<0.06	3.7	1.47	0.24	<0.06	<0.06	<0.06	0.08
	Pyrene	mg/kg	0.07	7400	<0.07	<0.07	0.28	<0.07	6.09	2.47	0.4	<0.07	0.07	<0.07	0.11
	Benzo(a)anthracene	mg/kg	0.04	29	<0.04	<0.04	0.14	<0.04	3.56	1.35	0.21	<0.04	<0.04	<0.04	0.05
	Benzo(b)fluoranthene	mg/kg	0.05	7.1	<0.05	<0.05	0.21	<0.05	4.41	1.55	0.25	<0.05	0.07	<0.05	0.1
	Benzo(k)fluoranthene	mg/kg	0.07	190	<0.07	<0.07	0.07	<0.07	1.43	0.54	0.11	<0.07	<0.07	<0.07	<0.07
	Benzo(a)pyrene	mg/kg	0.04	5.7	<0.04	<0.04	0.16	<0.04	3.1	1.15	0.18	<0.04	0.05	<0.04	0.08
	Dibenz(a,h)anthracene	mg/kg	0.04	0.57	<0.04	<0.04	<0.04	<0.04	0.45	0.19	<0.04	<0.04	<0.04	<0.04	<0.04
	Benzo(g,h,i)perylene	mg/kg	0.05	640	<0.05	<0.05	0.11	<0.05	1.77	0.75	0.11	<0.05	<0.05	<0.05	0.07
	Indeno(1,2,3-c,d)pyrene	mg/kg	0.03	82	<0.03	<0.03	0.13	<0.03	1.9	0.83	0.11	<0.03	0.05	<0.03	0.07
	PAH 16 Total	mg/kg	0.01		<0.08	<0.08	1.75	<0.08	39.8	16.1	2.57	<0.08	0.32	<0.08	0.68
TPH	>C6-C8	mg/kg	5		<5	<5	<5	<5	<5	<5	<5	<5	<5	<5	<5
	>C8-C10	mg/kg	1		<1	<1	<1	<1	<1	<1	<1	<1	<1	<1	<1
	>C10-C12	mg/kg	1		<1	<1	<1	<1	<1	<1	<1	<1	<1	<1	<1
	>C12-C16	mg/kg	2		<2	<2	<2	<2	7	<2	<2	<2	<2	<2	<2
	>C16-C21	mg/kg	2		<2	<2	<2	<2	97	32	2	<2	3	<2	<2
	>C21-C40	mg/kg	5		<5	<5	24	<5	434	172	27	<5	46	11	22
	Total Petroleum Hydrocarbons	mg/kg	5		<5	<5	24	<5	538	204	29	<5	49	11	22

				Location_Code	WS12007	WS12007	WS12008	WS12008	WS12009	WS12009	WS12009	WS12009	WS12016	WS12016	WS12021
				Sample_Depth_Range (m)	1	2.36-2.58	0.05	1.5-1.63	0.05	0.4	1	3.8-4.25	0.05	0.45	0.05
				Sampled_Date_Time	13/09/2019	16/09/2019	12/09/2019	16/09/2019	20/09/2019	20/09/2019	20/09/2019	24/09/2019	17/09/2019	17/09/2019	16/09/2019
				LQM S4UL Public Open Space (POS) Residential - 1% SOM (GAC)											
Chem_Group	ChemName	output unit	MDL												
VOC	cis-1,3-dichloropropene	mg/kg	0.001		-	-	-	-	-	-	-	-	-	-	-
	Styrene	mg/kg	0.001		-	-	-	-	-	-	-	-	-	-	-
	Sum Tetrachloroethene and Trichloroethene	mg/kg	0.002		-	-	-	-	-	-	-	-	-	-	-
	trans-1,3-dichloropropene	mg/kg	0.001		-	-	-	-	-	-	-	-	-	-	-
	1,1,1,2-tetrachloroethane	mg/kg	0.001	1400	-	-	-	-	-	-	-	-	-	-	-
	1,1,1-trichloroethane	mg/kg	0.001	140000	-	-	-	-	-	-	-	-	-	-	-
	1,1,2,2-tetrachloroethane	mg/kg	0.001	1400	-	-	-	-	-	-	-	-	-	-	-
	1,1,2-trichloroethane	mg/kg	0.001		-	-	-	-	-	-	-	-	-	-	-
	1,1-dichloroethane	mg/kg	0.001		-	-	-	-	-	-	-	-	-	-	-
	1,1-dichloroethene	mg/kg	0.001		-	-	-	-	-	-	-	-	-	-	-
	1,1-dichloropropene	mg/kg	0.001		-	-	-	-	-	-	-	-	-	-	-
	1,2,3-trichloropropane	mg/kg	0.001		-	-	-	-	-	-	-	-	-	-	-
	1,2,4-trimethylbenzene	mg/kg	0.001		-	-	-	-	-	-	-	-	-	-	-
	1,2-dibromo-3-chloropropane	mg/kg	0.002		-	-	-	-	-	-	-	-	-	-	-
	1,2-dibromoethane	mg/kg	0.001		-	-	-	-	-	-	-	-	-	-	-
	1,2-dichloroethane	mg/kg	0.002	29	-	-	-	-	-	-	-	-	-	-	-
	1,2-Dichloroethene (cis & trans)	mg/kg	0.002		-	-	-	-	-	-	-	-	-	-	-
	1,2-dichloropropane	mg/kg	0.001		-	-	-	-	-	-	-	-	-	-	-
	1,3,5-trimethylbenzene	mg/kg	0.001		-	-	-	-	-	-	-	-	-	-	-
	1,3-dichloropropane	mg/kg	0.001		-	-	-	-	-	-	-	-	-	-	-
	2,2-dichloropropane	mg/kg	0.001		-	-	-	-	-	-	-	-	-	-	-
	Trihalomethanes	mg/kg	0.004		-	-	-	-	-	-	-	-	-	-	-
	2-chlorotoluene	mg/kg	0.001		-	-	-	-	-	-	-	-	-	-	-
	4-chlorotoluene	mg/kg	0.001		-	-	-	-	-	-	-	-	-	-	-
	Bromobenzene	mg/kg	0.001		-	-	-	-	-	-	-	-	-	-	-
	Bromochloromethane	mg/kg	0.005		-	-	-	-	-	-	-	-	-	-	-
	Bromodichloromethane	mg/kg	0.01		-	-	-	-	-	-	-	-	-	-	-
	Bromoform	mg/kg	0.001		-	-	-	-	-	-	-	-	-	-	-
	Bromomethane	mg/kg	0.001		-	-	-	-	-	-	-	-	-	-	-
	Carbon disulfide	mg/kg	0.001	11000	-	-	-	-	-	-	-	-	-	-	-
	Carbon tetrachloride	mg/kg	0.001	890	-	-	-	-	-	-	-	-	-	-	-
	Chlorodibromomethane	mg/kg	0.003		-	-	-	-	-	-	-	-	-	-	-
	Chloroethane	mg/kg	0.001		-	-	-	-	-	-	-	-	-	-	-
	Chloroform	mg/kg	0.001	2500	-	-	-	-	-	-	-	-	-	-	-
	Chloromethane	mg/kg	0.01		-	-	-	-	-	-	-	-	-	-	-
	cis-1,2-dichloroethene	mg/kg	0.001		-	-	-	-	-	-	-	-	-	-	-
	Dibromomethane	mg/kg	0.001		-	-	-	-	-	-	-	-	-	-	-
	Dichlorodifluoromethane	mg/kg	0.001		-	-	-	-	-	-	-	-	-	-	-
	Dichloromethane	mg/kg	0.005		-	-	-	-	-	-	-	-	-	-	-
	Isopropylbenzene	mg/kg	0.001		-	-	-	-	-	-	-	-	-	-	-
	n-butylbenzene	mg/kg	0.001		-	-	-	-	-	-	-	-	-	-	-
	n-propylbenzene	mg/kg	0.001		-	-	-	-	-	-	-	-	-	-	-
	p-isopropyltoluene	mg/kg	0.001		-	-	-	-	-	-	-	-	-	-	-
	sec-butylbenzene	mg/kg	0.001		-	-	-	-	-	-	-	-	-	-	-
	Trichloroethene	mg/kg	0.001	120	-	-	-	-	-	-	-	-	-	-	-
	tert-butylbenzene	mg/kg	0.002		-	-	-	-	-	-	-	-	-	-	-
	Tetrachloroethene	mg/kg	0.001	1400	-	-	-	-	-	-	-	-	-	-	-
	trans-1,2-dichloroethene	mg/kg	0.001		-	-	-	-	-	-	-	-	-	-	-
	Trichlorofluoromethane	mg/kg	0.001		-	-	-	-	-	-	-	-	-	-	-
	Vinyl chloride	mg/kg	0.001	3.5	-	-	-	-	-	-	-	-	-	-	-
VOC/SVOC	1,2,3-trichlorobenzene	mg/kg	0.003	1800	-	-	-	-	-	-	-	-	-	-	-
	1,2,4-trichlorobenzene	mg/kg	0.003	15000	-	-	-	-	-	-	-	-	-	-	-
	1,2-dichlorobenzene	mg/kg	0.001	90000	-	-	-	-	-	-	-	-	-	-	-
	1,3-dichlorobenzene	mg/kg	0.001	300	-	-	-	-	-	-	-	-	-	-	-
	1,4-dichlorobenzene	mg/kg	0.001	17000	-	-	-	-	-	-	-	-	-	-	-
	Chlorobenzene	mg/kg	0.001	11000	-	-	-	-	-	-	-	-	-	-	-
	Dichlorobenzene	mg/kg	0.003		-	-	-	-	-	-	-	-	-	-	-
	Hexachlorobutadiene	mg/kg	0.001	25	-	-	-	-	-	-	-	-	-	-	-
	Trichlorobenzene (total)	mg/kg	0.006		-	-	-	-	-	-	-	-	-	-	-
SVOC	4-nitrophenol	mg/kg	0.1		-	-	-	-	-	-	-	-	-	-	-
	Perylene	mg/kg	0.1		-	-	-	-	-	-	-	-	-	-	-
	2,4,5-trichlorophenol	mg/kg	0.1		-	-	-	-	-	-	-	-	-	-	-
	2,4,6-trichlorophenol	mg/kg	0.1		-	-	-	-	-	-	-	-	-	-	-
	2,4-dichlorophenol	mg/kg	0.1		-	-	-	-	-	-	-	-	-	-	-
	2,4-dimethylphenol	mg/kg	0.1		-	-	-	-	-	-	-	-	-	-	-
	2,4-dinitrotoluene	mg/kg	0.1		-	-	-	-	-	-	-	-	-	-	-
	2,6-dinitrotoluene	mg/kg	0.1		-	-	-	-	-	-	-	-	-	-	-
	2-chloronaphthalene	mg/kg	0.1		-	-	-	-	-	-	-	-	-	-	-
	2-chlorophenol	mg/kg	0.1		-	-	-	-	-	-	-	-	-	-	-
	2-methylnaphthalene	mg/kg	0.1		-	-	-	-	-	-	-	-	-	-	-
	2-methylphenol	mg/kg	0.1		-	-	-	-	-	-	-	-	-	-	-
	2-nitrophenol	mg/kg	0.1		-	-	-	-	-	-	-	-	-	-	-
	4-chloro-3-methylphenol	mg/kg	0.1		-	-	-	-	-	-	-	-	-	-	-
	Bis(2-chloroethoxy) methane	mg/kg	0.1		-	-	-	-	-	-	-	-	-	-	-
	Bis(2-chloroethyl)ether	mg/kg	0.1		-	-	-	-	-	-	-	-	-	-	-
	Bis(2-chloroisopropyl) ether	mg/kg	0.1		-	-	-	-	-	-	-	-	-	-	-
	Bis(2-ethylhexyl) phthalate	mg/kg	0.5		-	-	-	-	-	-	-	-	-	-	-
	Butyl benzyl phthalate	mg/kg	0.1		-	-	-	-	-	-	-	-	-	-	-
	Carbazole	mg/kg	0.1		-	-	-	-	-	-	-	-	-	-	-
	Dibenzofuran	mg/kg	0.1		-	-	-	-	-	-	-	-	-	-	-
	Diethylphthalate	mg/kg	0.1		-	-	-	-	-	-	-	-	-	-	-
	Dimethyl phthalate	mg/kg	0.1		-	-	-	-	-	-	-	-	-	-	-
	Di-n-butyl phthalate	mg/kg	0.1		-	-	-	-	-	-	-	-	-	-	-
	Di-n-octyl phthalate	mg/kg	0.5		-	-	-	-	-	-	-	-	-	-	-
	Hexachlorobenzene	mg/kg	0.1	16	-	-	-	-	-	-	-	-	-	-	-
	Hexachlorocyclopentadiene	mg/kg	0.1		-	-	-	-	-	-	-	-	-	-	-
	Hexachloroethane	mg/kg	0.1		-	-	-	-	-	-	-	-	-	-	-
	Isophorone	mg/kg	0.1		-	-	-	-	-	-	-	-	-	-	-
	Nitrobenzene	mg/kg	0.1		-	-	-	-	-	-	-	-	-	-	-
	N-nitrosodi-n-propylamine	mg/kg	0.1		-	-	-	-	-	-	-	-	-	-	-
	Pentachlorophenol	mg/kg	0.1	60	-	-	-	-	-	-	-	-	-	-	-

			Location_Code	WS12007	WS12007	WS12008	WS12008	WS12009	WS12009	WS12009	WS12009	WS12016	WS12016	WS12021
			Sample_Depth_Range (m)	1	2.36-2.58	0.05	1.5-1.63	0.05	0.4	1	3.8-4.25	0.05	0.45	0.05
			Sampled_Date_Time	13/09/2019	16/09/2019	12/09/2019	16/09/2019	20/09/2019	20/09/2019	20/09/2019	24/09/2019	17/09/2019	17/09/2019	16/09/2019
			LQM S4UL Public Open Space (POS) Residential - 1% SOM (GAC)											
Chem_Group	ChemName	output unit	MDL											
Phenolics	3-&4-methylphenol	mg/kg	0.1	-	-	-	-	-	-	-	-	-	-	-
	Phenol	mg/kg	0.1	-	-	-	-	-	-	-	-	-	-	-
	Total Phenols	mg/kg	0.2	<0.2	<0.2	<0.2	<0.2	<0.2	<0.2	<0.2	<0.2	<0.2	<0.2	<0.2
Other	% Moisture at <40C	% w/w	0.1	8.7	10.7	8.9	13.1	5.2	7.9	5.7	10.3	7.1	4.3	8
	Organic Carbon	percent	0.03	0.14	0.08	1.01	0.08	1.17	0.51	0.15	0.05	0.99	0.55	1.48
	% Stones >10mm	% w/w	0.1	4.5	<0.1	8.9	<0.1	8.8	15.1	23	<0.1	16.1	<0.1	<0.1
	pH (Lab)	pH Units	0.01	6.91	7.44	7.28	8.33	7.84	8.02	8.31	8.73	7.25	7.92	6.62
SVOC TIC	SVOC Tentatively Identified Compounds	mg/kg	0.1	-	-	-	-	-	-	-	-	-	-	-
VOC TIC	VOC Tentatively Identified Compounds	mg/kg	0.001	-	-	-	-	-	-	-	-	-	-	-

Environmental Standards Comments

#1:Criteria presented is for p-xylene. A separate value is presented for o-xylene.
#2:GAC is only presented as speciated chromium. 7.7mg/kg is used for hexavalent. If hexavalent chromium (CrVI) data is available, a value of 1,500mg/kg may be appropriate for the remaining trivalent chromium (CrIII).
#3:C4SL for lead adopted
#4:GAC only presented as speciated mercury. 16mg/kg is used for elemental mercury. If the CSM indicates that elemental mercury is not a CoC and mercury is present in an inorganic form, a value of 120mg/kg for inorganic mercury may be appropriate
#5:Updated S4UL for nickel
#6:S4UL based on a threshold protective of direct skin contact with phenol

Legend

24	Result exceeds GAC
NAD	No asbestos detected
-	Determinand not analysed for in sample

Notes

With the exception of pH, where a result is given as a range the sample has been tested for a determinand twice using two different methods.

				Location_Code	WS12021	WS13003	WS13003	WS14003	WS14003	
				Sample_Depth_Range (m)	1	0.05-0.1	0.8-0.9	0.5	1.2-1.4	
				Sampled_Date_Time	16/09/2019	11/09/2019	11/09/2019	07/10/2019	08/10/2019	
				LQM S4UL Public Open Space (POS) Residential - 1% SOM (GAC)						
Chem_Group	ChemName	output unit	MDL							Number of Results
BTEX and MTBE	Benzene	mg/kg	0.001	72	-	-	-	-	-	3
	Toluene	mg/kg	0.001	56000	-	-	-	-	-	3
	Ethylbenzene	mg/kg	0.001	24000	-	-	-	-	-	3
	Xylene (m & p)	mg/kg	0.001	41000[#1]	-	-	-	-	-	3
	Xylene (o)	mg/kg	0.001	41000	-	-	-	-	-	3
Metals	Arsenic	mg/kg	1	79	10	5	6	7	7	170
	Boron	mg/kg	1	21000	<1	<1	<1	<1	<1	170
	Cadmium	mg/kg	0.5	120	0.9	0.6	<0.5	0.7	<0.5	170
	Chromium (hexavalent)	mg/kg	1	77[#2]	<1	<1	<1	<1	<1	170
	Chromium (Trivalent)	mg/kg	0.9	1500[#2]	18	14	7	14	7	169
	Copper	mg/kg	1	12000	5	8	<1	6	2	170
	Lead	mg/kg	1	630[#3]	14	29	4	15	4	170
	Mercury	mg/kg	0.17	16[#4]	<0.17	<0.17	<0.17	<0.17	<0.17	170
	Nickel	mg/kg	1	230[#5]	9	10	9	12	8	170
	Selenium	mg/kg	1	1100	<1	<1	<1	<1	<1	170
	Zinc	mg/kg	5	81000	23	41	13	32	13	170
Asbestos	Anthophyllite	Detect			NAD	NAD	NAD	NAD	NAD	0
	Asbestos Containing Material	Detect			NAD	NAD	NAD	NAD	NAD	0
	Asbestos Matrix (microscope)	-			NAD	NAD	NAD	NAD	NAD	0
	Asbestos Matrix (visual)	-			NAD	NAD	NAD	NAD	NAD	0
	Asbestos: Actinolite	Detect			NAD	NAD	NAD	NAD	NAD	0
	Crocidolite Asbestos	Detect			NAD	NAD	NAD	NAD	NAD	0
	Asbestos Gravimetric Quantification	%	0.001		-	-	-	-	-	1
	Chrysotile Asbestos	Detect			NAD	NAD	NAD	NAD	NAD	0
	Amosite Asbestos	Detect			NAD	NAD	NAD	NAD	NAD	0
	Tremolite	Detect			NAD	NAD	NAD	NAD	NAD	0
Inorganics	Cyanide (Free)	mg/kg	1		<1	<1	<1	<1	<1	170
	Cyanide Total	mg/kg	1		<1	<1	<1	<1	<1	170
PAH	Naphthalene	mg/kg	0.03	4900	<0.03	<0.03	<0.03	<0.03	<0.03	170
	Acenaphthene	mg/kg	0.01	15000	<0.01	<0.01	<0.01	<0.01	<0.01	170
	Acenaphthylene	mg/kg	0.01	15000	<0.01	<0.01	<0.01	<0.01	<0.01	170
	Fluoranthene	mg/kg	0.08	3100	<0.08	0.39	<0.08	<0.08	<0.08	170
	Anthracene	mg/kg	0.02	74000	<0.02	<0.02	<0.02	<0.02	<0.02	170
	Phenanthrene	mg/kg	0.03	3100	<0.03	0.13	<0.03	<0.03	<0.03	170
	Fluorene	mg/kg	0.01	9900	<0.01	<0.01	<0.01	<0.01	<0.01	170
	Chrysene	mg/kg	0.06	57	<0.06	0.19	<0.06	<0.06	<0.06	170
	Pyrene	mg/kg	0.07	7400	<0.07	0.33	<0.07	<0.07	<0.07	170
	Benzo(a)anthracene	mg/kg	0.04	29	<0.04	0.15	<0.04	<0.04	<0.04	170
	Benzo(b)fluoranthene	mg/kg	0.05	7.1	<0.05	0.23	<0.05	<0.05	<0.05	170
	Benzo(k)fluoranthene	mg/kg	0.07	190	<0.07	0.09	<0.07	<0.07	<0.07	170
	Benzo(a)pyrene	mg/kg	0.04	5.7	<0.04	0.16	<0.04	<0.04	<0.04	170
	Dibenz(a,h)anthracene	mg/kg	0.04	0.57	<0.04	<0.04	<0.04	<0.04	<0.04	170
	Benzo(g,h,i)perylene	mg/kg	0.05	640	<0.05	0.1	<0.05	<0.05	<0.05	170
	Indeno(1,2,3-c,d)pyrene	mg/kg	0.03	82	<0.03	0.12	<0.03	<0.03	<0.03	170
	PAH 16 Total	mg/kg	0.01		<0.08	1.89	<0.08	<0.08	<0.08	170
TPH	>C6-C8	mg/kg	5		<5	<5	<5	<5	<5	170
	>C8-C10	mg/kg	1		<1	<1	<1	<1	<1	170
	>C10-C12	mg/kg	1		<1	<1	<1	<1	<1	170
	>C12-C16	mg/kg	2		<2	<2	<2	<2	<2	170
	>C16-C21	mg/kg	2		<2	2	<2	<2	<2	170
	>C21-C40	mg/kg	5		<5	36	<5	<5	<5	170
	Total Petroleum Hydrocarbons	mg/kg	5		<5	38	<5	<5	<5	170

				Location_Code	WS12021	WS13003	WS13003	WS14003	WS14003	
				Sample_Depth_Range (m)	1	0.05-0.1	0.8-0.9	0.5	1.2-1.4	
				Sampled_Date_Time	16/09/2019	11/09/2019	11/09/2019	07/10/2019	08/10/2019	
				LQM S4UL Public Open Space (POS) Residential - 1% SOM (GAC)						
Chem_Group	ChemName	output unit	MDL							Number of Results
VOC	cis-1,3-dichloropropene	mg/kg	0.001		-	-	-	-	-	3
	Styrene	mg/kg	0.001		-	-	-	-	-	3
	Sum Tetrachloroethene and Trichloroethene	mg/kg	0.002		-	-	-	-	-	3
	trans-1.3-dichloropropene	mg/kg	0.001		-	-	-	-	-	3
	1,1,1,2-tetrachloroethane	mg/kg	0.001	1400	-	-	-	-	-	3
	1,1,1-trichloroethane	mg/kg	0.001	140000	-	-	-	-	-	3
	1,1,2,2-tetrachloroethane	mg/kg	0.001	1400	-	-	-	-	-	3
	1,1,2-trichloroethane	mg/kg	0.001		-	-	-	-	-	3
	1,1-dichloroethane	mg/kg	0.001		-	-	-	-	-	3
	1,1-dichloroethene	mg/kg	0.001		-	-	-	-	-	3
	1,1-dichloropropene	mg/kg	0.001		-	-	-	-	-	3
	1,2,3-trichloropropane	mg/kg	0.001		-	-	-	-	-	3
	1,2,4-trimethylbenzene	mg/kg	0.001		-	-	-	-	-	3
	1,2-dibromo-3-chloropropane	mg/kg	0.002		-	-	-	-	-	3
	1,2-dibromoethane	mg/kg	0.001		-	-	-	-	-	3
	1,2-dichloroethane	mg/kg	0.002	29	-	-	-	-	-	3
	1,2-Dichloroethene (cis & trans)	mg/kg	0.002		-	-	-	-	-	3
	1,2-dichloropropane	mg/kg	0.001		-	-	-	-	-	3
	1,3,5-trimethylbenzene	mg/kg	0.001		-	-	-	-	-	3
	1,3-dichloropropane	mg/kg	0.001		-	-	-	-	-	3
	2,2-dichloropropane	mg/kg	0.001		-	-	-	-	-	3
	Trihalomethanes	mg/kg	0.004		-	-	-	-	-	3
	2-chlorotoluene	mg/kg	0.001		-	-	-	-	-	3
	4-chlorotoluene	mg/kg	0.001		-	-	-	-	-	3
	Bromobenzene	mg/kg	0.001		-	-	-	-	-	3
	Bromochloromethane	mg/kg	0.005		-	-	-	-	-	3
	Bromodichloromethane	mg/kg	0.01		-	-	-	-	-	3
	Bromoform	mg/kg	0.001		-	-	-	-	-	3
	Bromomethane	mg/kg	0.001		-	-	-	-	-	3
	Carbon disulfide	mg/kg	0.001	11000	-	-	-	-	-	3
	Carbon tetrachloride	mg/kg	0.001	890	-	-	-	-	-	3
	Chlorodibromomethane	mg/kg	0.003		-	-	-	-	-	3
	Chloroethane	mg/kg	0.001		-	-	-	-	-	3
	Chloroform	mg/kg	0.001	2500	-	-	-	-	-	3
	Chloromethane	mg/kg	0.01		-	-	-	-	-	3
	cis-1.2-dichloroethene	mg/kg	0.001		-	-	-	-	-	3
	Dibromomethane	mg/kg	0.001		-	-	-	-	-	3
	Dichlorodifluoromethane	mg/kg	0.001		-	-	-	-	-	3
	Dichloromethane	mg/kg	0.005		-	-	-	-	-	3
	Isopropylbenzene	mg/kg	0.001		-	-	-	-	-	3
	n-butylbenzene	mg/kg	0.001		-	-	-	-	-	3
	n-propylbenzene	mg/kg	0.001		-	-	-	-	-	3
	p-isopropyltoluene	mg/kg	0.001		-	-	-	-	-	3
	sec-butylbenzene	mg/kg	0.001		-	-	-	-	-	3
	Trichloroethene	mg/kg	0.001	120	-	-	-	-	-	3
	tert-butylbenzene	mg/kg	0.002		-	-	-	-	-	3
	Tetrachloroethene	mg/kg	0.001	1400	-	-	-	-	-	3
	trans-1.2-dichloroethene	mg/kg	0.001		-	-	-	-	-	3
	Trichlorofluoromethane	mg/kg	0.001		-	-	-	-	-	3
	Vinyl chloride	mg/kg	0.001	3.5	-	-	-	-	-	3
VOC/SVOC	1,2,3-trichlorobenzene	mg/kg	0.003	1800	-	-	-	-	-	3
	1,2,4-trichlorobenzene	mg/kg	0.003	15000	-	-	-	-	-	3
	1,2-dichlorobenzene	mg/kg	0.001	90000	-	-	-	-	-	3
	1,3-dichlorobenzene	mg/kg	0.001	300	-	-	-	-	-	3
	1,4-dichlorobenzene	mg/kg	0.001	17000	-	-	-	-	-	3
	Chlorobenzene	mg/kg	0.001	11000	-	-	-	-	-	3
	Dichlorobenzene	mg/kg	0.003		-	-	-	-	-	3
	Hexachlorobutadiene	mg/kg	0.001	25	-	-	-	-	-	3
	Trichlorobenzene (total)	mg/kg	0.006		-	-	-	-	-	3
SVOC	4-nitrophenol	mg/kg	0.1		-	-	-	-	-	3
	Perylene	mg/kg	0.1		-	-	-	-	-	3
	2,4,5-trichlorophenol	mg/kg	0.1		-	-	-	-	-	3
	2,4,6-trichlorophenol	mg/kg	0.1		-	-	-	-	-	3
	2,4-dichlorophenol	mg/kg	0.1		-	-	-	-	-	3
	2,4-dimethylphenol	mg/kg	0.1		-	-	-	-	-	3
	2,4-dinitrotoluene	mg/kg	0.1		-	-	-	-	-	3
	2,6-dinitrotoluene	mg/kg	0.1		-	-	-	-	-	3
	2-chloronaphthalene	mg/kg	0.1		-	-	-	-	-	3
	2-chlorophenol	mg/kg	0.1		-	-	-	-	-	3
	2-methylnaphthalene	mg/kg	0.1		-	-	-	-	-	3
	2-methylphenol	mg/kg	0.1		-	-	-	-	-	3
	2-nitrophenol	mg/kg	0.1		-	-	-	-	-	3
	4-chloro-3-methylphenol	mg/kg	0.1		-	-	-	-	-	3
	Bis(2-chloroethoxy) methane	mg/kg	0.1		-	-	-	-	-	3
	Bis(2-chloroethyl)ether	mg/kg	0.1		-	-	-	-	-	3
	Bis(2-chloroisopropyl) ether	mg/kg	0.1		-	-	-	-	-	3
	Bis(2-ethylhexyl) phthalate	mg/kg	0.5		-	-	-	-	-	3
	Butyl benzyl phthalate	mg/kg	0.1		-	-	-	-	-	3
	Carbazole	mg/kg	0.1		-	-	-	-	-	3
	Dibenzofuran	mg/kg	0.1		-	-	-	-	-	3
	Diethylphthalate	mg/kg	0.1		-	-	-	-	-	3
	Dimethyl phthalate	mg/kg	0.1		-	-	-	-	-	3
	Di-n-butyl phthalate	mg/kg	0.1		-	-	-	-	-	3
	Di-n-octyl phthalate	mg/kg	0.5		-	-	-	-	-	3
	Hexachlorobenzene	mg/kg	0.1	16	-	-	-	-	-	3
	Hexachlorocyclopentadiene	mg/kg	0.1		-	-	-	-	-	3
	Hexachloroethane	mg/kg	0.1		-	-	-	-	-	3
	Isophorone	mg/kg	0.1		-	-	-	-	-	3
	Nitrobenzene	mg/kg	0.1		-	-	-	-	-	3
	N-nitrosodi-n-propylamine	mg/kg	0.1		-	-	-	-	-	3
	Pentachlorophenol	mg/kg	0.1	60	-	-	-	-	-	3

				Location_Code	WS12021	WS13003	WS13003	WS14003	WS14003	
				Samole_Depth_Range (m)	1	0.05-0.1	0.8-0.9	0.5	1.2-1.4	
				Sampled_Date_Time	16/09/2019	11/09/2019	11/09/2019	07/10/2019	08/10/2019	
				LQM S4UL Public Open Space (POS) Residential - 1% SOM (GAC)						
Chem_Group	ChemName	output unit	MDL							Number of Results
Phenolics	3-&4-methylphenol	mg/kg	0.1	--	-	-	-	-	-	3
	Phenol	mg/kg	0.1	(dir)760[#6]	-	-	-	-	-	3
	Total Phenols	mg/kg	0.2		<0.2	<0.2	<0.2	<0.2	<0.2	170
Other	% Moisture at <40C	% w/w	0.1		5.7	11.6	3	9.9	6.8	170
	Organic Carbon	percent	0.03		0.35	1.62	0.09	0.34	0.07	170
	% Stones >10mm	% w/w	0.1		<0.1	4.8	8.7	3.2	27.2	170
	pH (Lab)	pH_Units	0.01		7.57	7.8	7.98	7.43	7.89	170
SVOC TIC	SVOC Tentatively Identified Compounds	mg/kg	0.1		-	-	-	-	-	3
VOC TIC	VOC Tentatively Identified Compounds	mg/kg	0.001		-	-	-	-	-	3

Environmental Standards Comments

#1:Criteria presented is for p-xylene. A separate value is presented for o-xylene.
#2:GAC is only presented as speciated chromium. 7.7mg/kg is used for hexavalent. If hexavalent chromium (CrVI) data is available, a value of 1,500mg/kg may be appropriate for the remaining trivalent chromium (CrIII).
#3:C4SL for lead adopted
#4:GAC only presented as speciated mercury. 16mg/kg is used for elemental mercury. If the CSM indicates that elemental mercury is not a CoC and mercury is present in an inorganic form, a value of 120mg/kg for inorganic mercury may be appropriate
#5:Updated S4UL for nickel
#6:S4UL based on a threshold protective of direct skin contact with phenol

Legend

24	Result exceeds GAC
NAD	No asbestos detected
-	Determinand not analysed for in sample

Notes

With the exception of pH, where a result is given as a range the sample has been tested for a determinand twice using two different methods.

Annex C-B Assessment results for soil leachate analysis

Uncontrolled when printed – Copyright © - 2022
National Highways Limited – all rights reserved

					Location_Code	BH09002	BH09002	BH09002	BH09006	BH09006	BH09006	BH09006
					Sample_Depth_Range (m)	0.05-0.1	0.85-0.9	6.55-6.6	0.1-0.15	0.35-0.4	1.55-1.6	5.95-6.0
					Sampled_Date_Time	03/10/2019	03/10/2019	04/10/2019	24/09/2019	24/09/2019	24/09/2019	24/09/2019
				UK Drinking Water Standards (GAC)	UK Freshwater EQS (GAC)							
Chem_Group	ChemName	output unit	MDL									
Metals	Antimony	µg/L	1	5[#1]		2	<1	<1	4	2	<1	<1
	Arsenic	µg/L	1	10[#1]	50[#2]	13	3	<1	9	7	<1	<1
	Boron	µg/L	10	1000[#1]	2000[#3]	53	47	20	49	43	<10	23
	Cadmium	µg/L	0.05	5[#1]	0.08[#4]	<1 - 0.1	<1 - 0.23	<0.05	<0.05	<1 - 0.35	<0.05	<0.05
	Chromium (hexavalent)	µg/L	50		3.4[#5]	<50	<50	<50	<50	<50	<50	<50
	Chromium (Trivalent)	µg/L	50		4.7[#5]	<50	<50	<50	<50	<50	<50	<50
	Cobalt	µg/L	1		3[#7]	<1	<1	<1	<1	1	<1	<1
	Copper	µg/L	1	2000[#1]	1(bio)[#8]	12	5	<1	13	19	2	<1
	Lead	µg/L	1	10[#1]	1.2(bio)[#8]	13	7	<1	3	37	3	<1
	Mercury	µg/L	0.05	1[#1]	0.07(MAC)[#9]	<0.05	<0.05	<0.05	<0.05	<0.05	<0.05	<0.05
	Molybdenum	µg/L	1	70[#10]		3	2	<1	6	5	<1	<1
	Nickel	µg/L	1	20[#1]	4(bio)[#8]	7	2	1	4	9	2	1
	Selenium	µg/L	1	10[#1]		2	2	<1	<1	<1	<1	<1
	Vanadium	µg/L	1		20[#11]	14	6	<1	13	20	1	<1
	Zinc	µg/L	1	3000[#12]	10.9(bio)[#8]	16	8	4	12	50	13	10
Inorganics	Ammoniacal Nitrogen as N	mg/L	0.02		0.6[#13]	<0.02	0.04	<0.02	<0.02	0.08	<0.02	<0.02
	Calcium	mg/L	1			37	33	22	44	34	7	16
	Chloride	mg/L	1	250[#1]	250[#3]	11.3	1.49	11.08	5.07	<1	1.55	5.07
	Cyanide (Free)	µg/L	5	50[#1]	1[#2]	<5	<5	<5	<5	<5	<5	<5
	Cyanide Total	µg/L	5	50[#1]	1[#2]	<5	<5	<5	<5	<5	<5	<5
	Fluoride	µg/L	100	1500[#1]	1000[#14]	850	820	230	760	1080	<100	350
	Magnesium	mg/L	1			2	2	3	3	21	2	1
	Potassium	mg/L	1.2			17	<1	2	15	44	4	4
	Sodium	mg/L	1	200[#1]		2	2	9	3	3	2	6
	Sulphate	mg/L	1	250(SO4)[#15]	400[#3]	15.1	9.34	54.55	8.45	7.62	7.28	15.45
Phenolics	Total Phenols	µg/L	10			<10	<10	<10	<10	<10	<10	<10
Other	Electrical conductivity *(lab)	µS/cm	10			283	169	221	336	122	51	147
	pH (Lab)	pH Units	0.01	6.5-9.5[#1]	6-9(MAC)[#16]	7.53	7.71	6.93	7.63	7.22	6.98	7.28

Environmental Standards Comments

#1:Water Supply (Water Quality) Regulations 2016.
#2:Water Framework Directive (Standards and Classification) Directions (England and Wales) 2015
#3:Operational Targets and EQS. EA, April 2018
#4:Water Framework Directive (Standards & Classification) Directions (England & Wales) 2015. Dissolved fraction. Lowest criteria presented (<40mg/l of $CaCO_3$). See 'further assessment' if criteria exceeded and hardness ($CaCO_3$) data available.
#5:Water Framework Directive (Standards and Classification) Directions (England and Wales) 2015. Dissolved Fraction.
#6:Water Framework Directive (Standards and Classification) Directions (England and Wales) 2015. Dissolved Fraction. If hexavalent chromium (CrVI) data is available, a value of 4.7µg/l may be appropriate for the remaining trivalent chromium (CrIII).
#7:Operational Targets and EQS. EA, April 2018. Dissolved fraction.
#8:Water Framework Directive (Standards & Classification) Directions (England & Wales) 2015. Dissolved & bioavailable (bio) fraction plus background. M-BAT tool to assess: http://wfduk.org/resources/rivers-lakes-metal-bioavailability-assessment-tool-m-bat
#9:Water Framework Directive (Standards and Classification) Directions (England and Wales) 2015. Dissolved Fraction. MAC adopted in absence of AA value.
#10:Guidelines for Drinking-water Quality, 4th Edition. WHO, 2011. Informal value.
#11:Operational Targets and EQS. EA, April 2018. Lowest criteria presented (<200mg/l $CaCO_3$). See 'further assessment' values if criteria exceeded and hardness ($CaCO_3$) data available.
#12:Guidelines for Drinking-water Quality, 4th Edition. WHO, 2011. Based on taste rather than a formal guideline.
#13:Water Framework Directive (Standards and Classification) Directions (England and Wales) 2015. Indicator of 'good' status (90%ile) - Ammonia standard for lakes and rivers (total ammonia as nitrogen).
#14:Operational Targets and EQS. EA, April 2018. Dissolved fraction. Lowest criteria presented (<50 mg/l $CaCO_3$). See 'further assessment' values if criteria exceeded and hardness ($CaCO_3$) data available.
#15:Water Supply (Water Quality) Regulations 2016. As SO_4.
#16:Operational Targets and EQS. EA, April 2018. Maximum Allowable Concentration (MAC) adopted in absence of Annual Average (AA) value.

Legend

7	Result exceeds GAC
<50	Result MDL is greater than GAC
-	Determinand not analysed for in sample

Notes

With the exception of pH, where a result has been given as a range the sample has been tested for a determinand twice using two different methods

						Location_Code	BH09010	BH09010	BH09010	BH09011	BH09011	BH09011	BH10003
						Sample_Depth_Range (m)	0.35-0.4	0.95-1.0	5.9-5.95	0.35-0.4	0.85-0.9	5.6-5.65	0.05-0.3
						Sampled_Date_Time	07/10/2019	07/10/2019	09/10/2019	09/10/2019	09/10/2019	10/10/2019	24/09/2019
				UK Drinking Water Standards (GAC)	UK Freshwater EQS (GAC)								
Chem_Group	**ChemName**	**output unit**	**MDL**										
Metals	Antimony	µg/L	1	5[#1]			<1	<1	<1	2	<1	<1	<1
	Arsenic	µg/L	1	10[#1]	50[#2]		1	1	<1	5	<1	<1	1
	Boron	µg/L	10	1000[#1]	2000[#3]		32	22	27	71	29	27	98
	Cadmium	µg/L	0.05	5[#1]	0.08[#4]		<0.05	<0.05	<0.05	<0.05	<0.05	<0.05	<0.05
	Chromium (hexavalent)	µg/L	50		3.4[#5]		<50	<50	<50	<50	<50	<50	<50
	Chromium (Trivalent)	µg/L	50		4.7[#5]		<50	<50	<50	<50	<50	<50	<50
	Cobalt	µg/L	1		3[#7]		<1	<1	<1	<1	<1	<1	<1
	Copper	µg/L	1	2000[#1]	1(bio)[#8]		3	2	<1	7	<1	1	5
	Lead	µg/L	1	10[#1]	1.2(bio)[#8]		1	2	<1	2	<1	<1	2
	Mercury	µg/L	0.05	1[#1]	0.07(MAC)[#9]		<0.05	<0.05	<0.05	<0.05	<0.05	<0.05	<0.05
	Molybdenum	µg/L	1	70[#10]			8	<1	<1	16	<1	<1	5
	Nickel	µg/L	1	20[#1]	4(bio)[#8]		<1	<1	<1	2	<1	<1	4
	Selenium	µg/L	1	10[#1]			<1	<1	<1	<1	<1	<1	<1
	Vanadium	µg/L	1		20[#11]		2	2	<1	5	1	<1	2
	Zinc	µg/L	1	3000[#12]	10.9(bio)[#8]		4	6	4	9	7	3	8
Inorganics	Ammoniacal Nitrogen as N	mg/L	0.02		0.6[#13]		<0.02	0.02	<0.02	<0.02	<0.02	<0.02	0.06
	Calcium	mg/L	1				15	10	14	22	9	12	52
	Chloride	mg/L	1	250[#1]	250[#3]		2.03	5.18	5.05	1.94	4.25	6.56	11.77
	Cyanide (Free)	µg/L	5	50[#1]	1[#2]		<5	<5	<5	<5	<5	<5	<5
	Cyanide Total	µg/L	5	50[#1]	1[#2]		<5	<5	<5	<5	<5	<5	<5
	Fluoride	µg/L	100	1500[#1]	1000[#14]		690	160	180	1170	200	370	1560
	Magnesium	mg/L	1				2	5	2	2	2	<1	3
	Potassium	mg/L	1.2				2	8	2	7	2	1	6
	Sodium	mg/L	1	200[#1]			3	2	7	3	2	6	9
	Sulphate	mg/L	1	250(SO4)[#15]	400[#3]		6.43	39.21	14.8	4.45	12.31	7.96	35.94
Phenolics	Total Phenols	µg/L	10				<10	<10	<10	<10	<10	<10	<10
Other	Electrical conductivity *(lab)	µS/cm	10				104	52	158	176	87	131	334
	pH (Lab)	pH Units	0.01	6.5-9.5[#1]	6-9(MAC)[#16]		7.09	7.18	6.68	7.49	7.47	6.87	7.72

Environmental Standards Comments

#1:Water Supply (Water Quality) Regulations 2016.
#2:Water Framework Directive (Standards and Classification) Directions (England and Wales) 2015
#3:Operational Targets and EQS. EA, April 2018
#4:Water Framework Directive (Standards & Classification) Directions (England & Wales) 2015. Dissolved fraction. Lowest criteria presented (<40mg/l of $CaCO_3$). See 'further assessment' if criteria exceeded and hardness ($CaCO_3$) data available.
#5:Water Framework Directive (Standards and Classification) Directions (England and Wales) 2015. Dissolved Fraction.
#6:Water Framework Directive (Standards and Classification) Directions (England and Wales) 2015. Dissolved Fraction. If hexavalent chromium (CrVI) data is available, a value of 4.7µg/l may be appropriate for the remaining trivalent chromium (CrIII).
#7:Operational Targets and EQS. EA, April 2018. Dissolved fraction.
#8:Water Framework Directive (Standards & Classification) Directions (England & Wales) 2015. Dissolved & bioavailable (bio) fraction plus background. M-BAT tool to assess: http://wfduk.org/resources/rivers-lakes-metal-bioavailability-assessment-tool-m-bat
#9:Water Framework Directive (Standards and Classification) Directions (England and Wales) 2015. Dissolved Fraction. MAC adopted in absence of AA value.
#10:Guidelines for Drinking-water Quality, 4th Edition. WHO, 2011. Informal value.
#11:Operational Targets and EQS. EA, April 2018. Lowest criteria presented (<200mg/l $CaCO_3$). See 'further assessment' values if criteria exceeded and hardness ($CaCO_3$) data available.
#12:Guidelines for Drinking-water Quality, 4th Edition. WHO, 2011. Based on taste rather than a formal guideline.
#13:Water Framework Directive (Standards and Classification) Directions (England and Wales) 2015. Indicator of 'good' status (90%ile) - Ammonia standard for lakes and rivers (total ammonia as nitrogen).
#14:Operational Targets and EQS. EA, April 2018. Dissolved fraction. Lowest criteria presented (<50 mg/l $CaCO_3$). See 'further assessment' values if criteria exceeded and hardness ($CaCO_3$) data available.
#15:Water Supply (Water Quality) Regulations 2016. As SO_4.
#16:Operational Targets and EQS. EA, April 2018. Maximum Allowable Concentration (MAC) adopted in absence of Annual Average (AA) value.

Legend

7	Result exceeds GAC
<50	Result MDL is greater than GAC
-	Determinand not analysed for in sample

Notes

With the exception of pH, where a result has been given as a range the sample has been tested for a determinand twice using two different methods

					Location_Code	BH10003	BH10003	BH10003	BH10003	BH10003	BH10004	BH10004
					Sample_Depth_Range (m)	0.5	1.45	13.1	3.1	9.1	0.05	1.8
					Sampled_Date_Time	24/09/2019	24/09/2019	26/09/2019	25/09/2019	26/09/2019	30/09/2019	23/10/2019
				UK Drinking Water Standards (GAC)	UK Freshwater EQS (GAC)							
Chem_Group	**ChemName**	**output unit**	**MDL**									
Metals	Antimony	µg/L	1	5[#1]		<1	<1	<1	<1	<1	1	<1
	Arsenic	µg/L	1	10[#1]	50[#2]	<1	<1	<1	<1	<1	2	<1
	Boron	µg/L	10	1000[#1]	2000[#3]	39	46	<10	16	16	108	39
	Cadmium	µg/L	0.05	5[#1]	0.08[#4]	<0.05	<0.05	<0.05	<0.05	<0.05	<0.05	<0.05
	Chromium (hexavalent)	µg/L	50		3.4[#5]	<50	<50	<50	<50	<50	<50	<50
	Chromium (Trivalent)	µg/L	50		4.7[#5]	<50	<50	<50	<50	<50	<50	<50
	Cobalt	µg/L	1		3[#7]	<1	<1	1	<1	5	<1	<1
	Copper	µg/L	1	2000[#1]	1(bio)[#8]	2	3	<1	<1	<1	6	1
	Lead	µg/L	1	10[#1]	1.2(bio)[#8]	2	2	<1	<1	<1	1	<1
	Mercury	µg/L	0.05	1[#1]	0.07(MAC)[#9]	<0.05	<0.05	<0.05	<0.05	<0.05	<0.05	<0.05
	Molybdenum	µg/L	1	70[#10]		3	2	2	8	3	5	2
	Nickel	µg/L	1	20[#1]	4(bio)[#8]	3	3	7	1	17	4	1
	Selenium	µg/L	1	10[#1]		<1	<1	9	<1	48	1	1
	Vanadium	µg/L	1		20[#11]	1	2	<1	1	<1	<1	1
	Zinc	µg/L	1	3000[#12]	10.9(bio)[#8]	5	4	4	6	13	6	5
Inorganics	Ammoniacal Nitrogen as N	mg/L	0.02		0.6[#13]	<0.02	<0.02	<0.02	<0.02	<0.02	0.09	<0.02
	Calcium	mg/L	1			33	37	34	22	84	57	48
	Chloride	mg/L	1	250[#1]	250[#3]	6.36	7.65	8.65	4.73	10.57	17.99	10.49
	Cyanide (Free)	µg/L	5	50[#1]	1[#2]	<5	<5	<5	<5	<5	<5	<5
	Cyanide Total	µg/L	5	50[#1]	1[#2]	<5	<5	<5	<5	<5	<5	<5
	Fluoride	µg/L	100	1500[#1]	1000[#14]	1490	1490	300	1140	<100	1090	700
	Magnesium	mg/L	1			3	3	3	3	9	3	2
	Potassium	mg/L	1.2			<1	<1	2	1	10	16	<1
	Sodium	mg/L	1	200[#1]		7	9	6	7	12	2	10
	Sulphate	mg/L	1	250(SO4)[#15]	400[#3]	17.96	20.95	63.03	11.44	223.17	2.38	22.26
Phenolics	Total Phenols	µg/L	10			<10	<10	<10	<10	<10	<10	<10
Other	Electrical conductivity *(lab)	µS/cm	10			230	250	263	193	580	359	321
	pH (Lab)	pH_Units	0.01	6.5-9.5[#1]	6-9(MAC)[#16]	7.76	7.83	8	7.83	8.23	7.85	7.95

Environmental Standards Comments

#1:Water Supply (Water Quality) Regulations 2016.
#2:Water Framework Directive (Standards and Classification) Directions (England and Wales) 2015
#3:Operational Targets and EQS. EA, April 2018
#4:Water Framework Directive (Standards & Classification) Directions (England & Wales) 2015. Dissolved fraction. Lowest criteria presented (<40mg/l of $CaCO_3$). See 'further assessment' if criteria exceeded and hardness ($CaCO_3$) data available.
#5:Water Framework Directive (Standards and Classification) Directions (England and Wales) 2015. Dissolved Fraction.
#6:Water Framework Directive (Standards and Classification) Directions (England and Wales) 2015. Dissolved Fraction. If hexavalent chromium (CrVI) data is available, a value of 4.7µg/l may be appropriate for the remaining trivalent chromium (CrIII).
#7:Operational Targets and EQS. EA, April 2018. Dissolved fraction.
#8:Water Framework Directive (Standards & Classification) Directions (England & Wales) 2015. Dissolved & bioavailable (bio) fraction plus background. M-BAT tool to assess: http://wfduk.org/resources/rivers-lakes-metal-bioavailability-assessment-tool-m-bat
#9:Water Framework Directive (Standards and Classification) Directions (England and Wales) 2015. Dissolved Fraction. MAC adopted in absence of AA value.
#10:Guidelines for Drinking-water Quality, 4th Edition. WHO, 2011. Informal value.
#11:Operational Targets and EQS. EA, April 2018. Lowest criteria presented (<200mg/l $CaCO_3$). See 'further assessment' values if criteria exceeded and hardness ($CaCO_3$) data available.
#12:Guidelines for Drinking-water Quality, 4th Edition. WHO, 2011. Based on taste rather than a formal guideline.
#13:Water Framework Directive (Standards and Classification) Directions (England and Wales) 2015. Indicator of 'good' status (90%ile) - Ammonia standard for lakes and rivers (total ammonia as nitrogen).
#14:Operational Targets and EQS. EA, April 2018. Dissolved fraction. Lowest criteria presented (<50 mg/l $CaCO_3$). See 'further assessment' values if criteria exceeded and hardness ($CaCO_3$) data available.
#15:Water Supply (Water Quality) Regulations 2016. As SO_4.
#16:Operational Targets and EQS. EA, April 2018. Maximum Allowable Concentration (MAC) adopted in absence of Annual Average (AA) value.

Legend

7	Result exceeds GAC
<50	Result MDL is greater than GAC
-	Determinand not analysed for in sample

Notes

With the exception of pH, where a result has been given as a range the sample has been tested for a determinand twice using two different methods

					Location_Code	BH10004	BH10008	BH10008	BH10008	BH11003	BH11003	BH11004
					Sample_Depth_Range (m)	4.0	0.05-0.1	1.1-1.2	4-4.5	0.05-0.15	0.6-0.7	0.05
					Sampled_Date_Time	02/10/2019	16/09/2019	16/09/2019	19/09/2019	09/09/2019	09/09/2019	11/09/2019
Chem_Group	ChemName	output unit	MDL	UK Drinking Water Standards (GAC)	UK Freshwater EQS (GAC)							
Metals	Antimony	µg/L	1	5[#1]		<1	40	<1	<1	1	<1	4
	Arsenic	µg/L	1	10[#1]	50[#2]	<1	11	3	<1	52	2	14
	Boron	µg/L	10	1000[#1]	2000[#3]	11	77	65	28	96	22	65
	Cadmium	µg/L	0.05	5[#1]	0.08[#4]	<0.05	<1	<1	<1	<1	<1	<1
	Chromium (hexavalent)	µg/L	50		3.4[#5]	<50	<50	<50	<50	<50	<50	<50
	Chromium (Trivalent)	µg/L	50		4.7[#5]	<50	<50	<50	<50	<50	<50	<50
	Cobalt	µg/L	1		3[#7]	<1	1	2	<1	7	<1	2
	Copper	µg/L	1	2000[#1]	1(bio)[#8]	<1	18	7	3	8	2	24
	Lead	µg/L	1	10[#1]	1.2(bio)[#8]	<1	413	11	<1	3	4	35
	Mercury	µg/L	0.05	1[#1]	0.07(MAC)[#9]	<0.05	<0.1	<0.1	<0.1	<0.1	<0.1	<0.1
	Molybdenum	µg/L	1	70[#10]		<1	2	<1	<1	10	2	12
	Nickel	µg/L	1	20[#1]	4(bio)[#8]	<1	8	6	<1	11	2	7
	Selenium	µg/L	1	10[#1]		2	1	1	<1	<1	<1	1
	Vanadium	µg/L	1		20[#11]	<1	12	20	<1	12	5	24
	Zinc	µg/L	1	3000[#12]	10.9(bio)[#8]	3	46	23	6	20	13	42
Inorganics	Ammoniacal Nitrogen as N	mg/L	0.02		0.6[#13]	<0.02	0.19	0.92	<0.02	0.09	0.05	0.47
	Calcium	mg/L	1			22	30	19	18	93	14	29
	Chloride	mg/L	1	250[#1]	250[#3]	11.12	14.19	4.02	6.39	39.5	7.84	17.81
	Cyanide (Free)	µg/L	5	50[#1]	1[#2]	<5	<5	<5	<5	<5	<5	<5
	Cyanide Total	µg/L	5	50[#1]	1[#2]	<5	7	<5	<5	<5	<5	15
	Fluoride	µg/L	100	1500[#1]	1000[#14]	270	380	130	290	160	730	790
	Magnesium	mg/L	1			3	12	16	3	14	7	11
	Potassium	mg/L	1.2			3	24	21	<1	54	12	198
	Sodium	mg/L	1	200[#1]		10	8	4	9	6	<1	3
	Sulphate	mg/L	1	250(SO4)[#15]	400[#3]	21.33	25.64	29.86	23.81	1.21	36.47	65.49
Phenolics	Total Phenols	µg/L	10			<10	<10	<10	<10	<10	<10	<10
Other	Electrical conductivity *(lab)	µS/cm	10			219	177	78	169	693	75	642
	pH (Lab)	pH Units	0.01	6.5-9.5[#1]	6-9(MAC)[#16]	7.12	7.2	7.13	7.05	8.41	8.26	8.12

Environmental Standards Comments

#1:Water Supply (Water Quality) Regulations 2016.
#2:Water Framework Directive (Standards and Classification) Directions (England and Wales) 2015
#3:Operational Targets and EQS. EA, April 2018
#4:Water Framework Directive (Standards & Classification) Directions (England & Wales) 2015. Dissolved fraction. Lowest criteria presented (<40mg/l of $CaCO_3$). See 'further assessment' if criteria exceeded and hardness ($CaCO_3$) data available.
#5:Water Framework Directive (Standards and Classification) Directions (England and Wales) 2015. Dissolved Fraction.
#6:Water Framework Directive (Standards and Classification) Directions (England and Wales) 2015. Dissolved Fraction. If hexavalent chromium (CrVI) data is available, a value of 4.7µg/l may be appropriate for the remaining trivalent chromium (CrIII).
#7:Operational Targets and EQS. EA, April 2018. Dissolved fraction.
#8:Water Framework Directive (Standards & Classification) Directions (England & Wales) 2015. Dissolved & bioavailable (bio) fraction plus background. M-BAT tool to assess: http://wfduk.org/resources/rivers-lakes-metal-bioavailability-assessment-tool-m-bat
#9:Water Framework Directive (Standards and Classification) Directions (England and Wales) 2015. Dissolved Fraction. MAC adopted in absence of AA value.
#10:Guidelines for Drinking-water Quality, 4th Edition. WHO, 2011. Informal value.
#11:Operational Targets and EQS. EA, April 2018. Lowest criteria presented (<200mg/l $CaCO_3$). See 'further assessment' values if criteria exceeded and hardness ($CaCO_3$) data available.
#12:Guidelines for Drinking-water Quality, 4th Edition. WHO, 2011. Based on taste rather than a formal guideline.
#13:Water Framework Directive (Standards and Classification) Directions (England and Wales) 2015. Indicator of 'good' status (90%ile) - Ammonia standard for lakes and rivers (total ammonia as nitrogen).
#14:Operational Targets and EQS. EA, April 2018. Dissolved fraction. Lowest criteria presented (<50 mg/l $CaCO_3$). See 'further assessment' values if criteria exceeded and hardness ($CaCO_3$) data available.
#15:Water Supply (Water Quality) Regulations 2016. As SO_4.
#16:Operational Targets and EQS. EA, April 2018. Maximum Allowable Concentration (MAC) adopted in absence of Annual Average (AA) value.

Legend

7	Result exceeds GAC
<50	Result MDL is greater than GAC
-	Determinand not analysed for in sample

Notes

With the exception of pH, where a result has been given as a range the sample has been tested for a determinand twice using two different methods

						Location_Code	BH11004	BH11007	BH11007	BH11007	BH11007	BH12003	BH12003
						Sample_Depth_Range (m)	2.5-2.95	0.05-0.2	0.4-0.5	16.77-16.92	2.9-3	0-0.05	1.15-1.2
						Sampled_Date_Time	12/09/2019	02/09/2019	02/09/2019	26/09/2019	03/09/2019	23/08/2019	23/08/2019
				UK Drinking Water Standards (GAC)	UK Freshwater EQS (GAC)								
Chem_Group	**ChemName**	**output unit**	**MDL**										
Metals	Antimony	µg/L	1	5[#1]			<1	1	<1	<1	<1	1	<1
	Arsenic	µg/L	1	10[#1]	50[#2]		<1	2	5	<1	<1	4	<1
	Boron	µg/L	10	1000[#1]	2000[#3]		20	87	83	11	15	54	44
	Cadmium	µg/L	0.05	5[#1]	0.08[#4]		<1	<1	<1	<0.05	<1	<1	<1
	Chromium (hexavalent)	µg/L	50		3.4[#5]		<50	<50	<50	<50	<50	<50	<50
	Chromium (Trivalent)	µg/L	50		4.7[#5]		<50	<50	<50	<50	<50	<50	<50
	Cobalt	µg/L	1		3[#7]		<1	<1	2	<1	<1	<1	<1
	Copper	µg/L	1	2000[#1]	1(bio)[#8]		2	6	15	<1	4	5	<1
	Lead	µg/L	1	10[#1]	1.2(bio)[#8]		<1	4	18	<1	<1	1	<1
	Mercury	µg/L	0.05	1[#1]	0.07(MAC)[#9]		<0.1	<0.1	<0.1	<0.05	<0.1	<0.1	<0.1
	Molybdenum	µg/L	1	70[#10]			<1	2	<1	<1	<1	5	<1
	Nickel	µg/L	1	20[#1]	4(bio)[#8]		1	3	10	2	<1	2	<1
	Selenium	µg/L	1	10[#1]			<1	<1	2	<1	<1	<1	<1
	Vanadium	µg/L	1		20[#11]		<1	5	25	<1	<1	3	<1
	Zinc	µg/L	1	3000[#12]	10.9(bio)[#8]		6	11	34	2	5	5	6
Inorganics	Ammoniacal Nitrogen as N	mg/L	0.02		0.6[#13]		0.05	<0.02	<0.02	<0.02	<0.02	<0.02	<0.02
	Calcium	mg/L	1				11	27	67	28	21	58	29
	Chloride	mg/L	1	250[#1]	250[#3]		8.89	8.56	2.14	15.42	2.91	12.74	3.84
	Cyanide (Free)	µg/L	5	50[#1]	1[#2]		<5	<5	<5	<5	<5	<5	<5
	Cyanide Total	µg/L	5	50[#1]	1[#2]		<5	<5	<5	<5	<5	<5	<5
	Fluoride	µg/L	100	1500[#1]	1000[#14]		160	1030	760	110	960	1140	630
	Magnesium	mg/L	1				2	4	71	3	2	2	<1
	Potassium	mg/L	1.2				2	5	99	2	<1	9	<1
	Sodium	mg/L	1	200[#1]			5	5	7	16	9	5	4
	Sulphate	mg/L	1	250(SO4)[#15]	400[#3]		19.65	18.12	9.03	61.93	4.22	4.45	5.3
Phenolics	Total Phenols	µg/L	10				<10	<10	<10	<10	<10	<10	<10
Other	Electrical conductivity *(lab)	µS/cm	10				129	196	100	282	147	29	178
	pH (Lab)	pH_Units	0.01	6.5-9.5[#1]	6-9(MAC)[#16]		6.79	6.94	6.87	7.32	7.63	7.77	7.62

Environmental Standards Comments

#1:Water Supply (Water Quality) Regulations 2016.
#2:Water Framework Directive (Standards and Classification) Directions (England and Wales) 2015
#3:Operational Targets and EQS. EA, April 2018
#4:Water Framework Directive (Standards & Classification) Directions (England & Wales) 2015. Dissolved fraction. Lowest criteria presented (<40mg/l of $CaCO_3$). See 'further assessment' if criteria exceeded and hardness ($CaCO_3$) data available.
#5:Water Framework Directive (Standards and Classification) Directions (England and Wales) 2015. Dissolved Fraction.
#6:Water Framework Directive (Standards and Classification) Directions (England and Wales) 2015. Dissolved Fraction. If hexavalent chromium (CrVI) data is available, a value of 4.7µg/l may be appropriate for the remaining trivalent chromium (CrIII).
#7:Operational Targets and EQS. EA, April 2018. Dissolved fraction.
#8:Water Framework Directive (Standards & Classification) Directions (England & Wales) 2015. Dissolved & bioavailable (bio) fraction plus background. M-BAT tool to assess: http://wfduk.org/resources/rivers-lakes-metal-bioavailability-assessment-tool-m-bat
#9:Water Framework Directive (Standards and Classification) Directions (England and Wales) 2015. Dissolved Fraction. MAC adopted in absence of AA value.
#10:Guidelines for Drinking-water Quality, 4th Edition. WHO, 2011. Informal value.
#11:Operational Targets and EQS. EA, April 2018. Lowest criteria presented (<200mg/l $CaCO_3$). See 'further assessment' values if criteria exceeded and hardness ($CaCO_3$) data available.
#12:Guidelines for Drinking-water Quality, 4th Edition. WHO, 2011. Based on taste rather than a formal guideline.
#13:Water Framework Directive (Standards and Classification) Directions (England and Wales) 2015. Indicator of 'good' status (90%ile) - Ammonia standard for lakes and rivers (total ammonia as nitrogen).
#14:Operational Targets and EQS. EA, April 2018. Dissolved fraction. Lowest criteria presented (<50 mg/l $CaCO_3$). See 'further assessment' values if criteria exceeded and hardness ($CaCO_3$) data available.
#15:Water Supply (Water Quality) Regulations 2016. As SO_4.
#16:Operational Targets and EQS. EA, April 2018. Maximum Allowable Concentration (MAC) adopted in absence of Annual Average (AA) value.

Legend

7	Result exceeds GAC
<50	Result MDL is greater than GAC
-	Determinand not analysed for in sample

Notes

With the exception of pH, where a result has been given as a range the sample has been tested for a determinand twice using two different methods

					Location_Code	BH12003	BH12005	BH12005	BH12005	BH12011	BH12011	BH12011
					Sample_Depth_Range (m)	1.2-1.5	0.15-0.2	1.55-1.6	20.26-20.5	0.05-0.1	0.15-0.2	0.95-1
					Sampled_Date_Time	28/08/2019	02/09/2019	02/09/2019	07/10/2019	27/09/2019	27/09/2019	27/09/2019
				UK Drinking Water Standards (GAC)	UK Freshwater EQS (GAC)							
Chem_Group	**ChemName**	**output unit**	**MDL**									
Metals	Antimony	µg/L	1	5[#1]		<1	1	<1	<1	8	13	25
	Arsenic	µg/L	1	10[#1]	50[#2]	<1	3	<1	1	5	9	13
	Boron	µg/L	10	1000[#1]	2000[#3]	31	52	54	14	138	446	67
	Cadmium	µg/L	0.05	5[#1]	0.08[#4]	<1	<1	<1	<0.05	<0.05	<0.05	<0.05
	Chromium (hexavalent)	µg/L	50		3.4[#5]	<50	<50	<50	<50	<50	<50	<50
	Chromium (Trivalent)	µg/L	50		4.7[#5]	<50	<50	<50	<50	<50	<50	<50
	Cobalt	µg/L	1		3[#7]	<1	<1	<1	2	<1	<1	2
	Copper	µg/L	1	2000[#1]	1(bio)[#8]	1	16	1	<1	12	7	54
	Lead	µg/L	1	10[#1]	1.2(bio)[#8]	<1	6	<1	<1	3	1	<1
	Mercury	µg/L	0.05	1[#1]	0.07(MAC)[#9]	<0.1	<0.1	<0.1	0.18 - 0.2	<0.05	<0.05	<0.05
	Molybdenum	µg/L	1	70[#10]		<1	<1	<1	2	15	35	29
	Nickel	µg/L	1	20[#1]	4(bio)[#8]	<1	8	1	10	4	5	9
	Selenium	µg/L	1	10[#1]		<1	<1	<1	<1	<1	2	6
	Vanadium	µg/L	1		20[#11]	<1	7	<1	<1	9	34	59
	Zinc	µg/L	1	3000[#12]	10.9(bio)[#8]	8	24	9	1	7	4	2
Inorganics	Ammoniacal Nitrogen as N	mg/L	0.02		0.6[#13]	0.06	0.08	<0.02	<0.02	<0.02	0.03	2.97
	Calcium	mg/L	1			42	30	29	45	35	65	200
	Chloride	mg/L	1	250[#1]	250[#3]	9.56	26.16	13.75	12.68	12.45	15.28	82.28
	Cyanide (Free)	µg/L	5	50[#1]	1[#2]	<5	<5	<5	<5	<5	<5	<5
	Cyanide Total	µg/L	5	50[#1]	1[#2]	<5	<5	<5	<5	<5	<5	<5
	Fluoride	µg/L	100	1500[#1]	1000[#14]	820	860	190	<100	770	590	410
	Magnesium	mg/L	1			2	3	1	3	4	3	<1
	Potassium	mg/L	1.2			<1	36	<1	4	6	13	29
	Sodium	mg/L	1	200[#1]		8	4	9	12	20	32	78
	Sulphate	mg/L	1	250(SO4)[#15]	400[#3]	11.01	22.41	18.68	61.5	38.59	177.48	467.29
Phenolics	Total Phenols	µg/L	10			<10	<10	<10	<10	<10	<10	<10
Other	Electrical conductivity *(lab)	µS/cm	10			239	322	241	330	304	527	1207
	pH (Lab)	pH_Units	0.01	6.5-9.5[#1]	6-9(MAC)[#16]	7.77	7.06	7.45	7.75	7.88	7.7	9.51

Environmental Standards Comments

#1:Water Supply (Water Quality) Regulations 2016.
#2:Water Framework Directive (Standards and Classification) Directions (England and Wales) 2015
#3:Operational Targets and EQS. EA, April 2018
#4:Water Framework Directive (Standards & Classification) Directions (England & Wales) 2015. Dissolved fraction. Lowest criteria presented (<40mg/l of $CaCO_3$). See 'further assessment' if criteria exceeded and hardness ($CaCO_3$) data available.
#5:Water Framework Directive (Standards and Classification) Directions (England and Wales) 2015. Dissolved Fraction.
#6:Water Framework Directive (Standards and Classification) Directions (England and Wales) 2015. Dissolved Fraction. If hexavalent chromium (CrVI) data is available, a value of 4.7µg/l may be appropriate for the remaining trivalent chromium (CrIII).
#7:Operational Targets and EQS. EA, April 2018. Dissolved fraction.
#8:Water Framework Directive (Standards & Classification) Directions (England & Wales) 2015. Dissolved & bioavailable (bio) fraction plus background. M-BAT tool to assess: http://wfduk.org/resources/rivers-lakes-metal-bioavailability-assessment-tool-m-bat
#9:Water Framework Directive (Standards and Classification) Directions (England and Wales) 2015. Dissolved Fraction. MAC adopted in absence of AA value.
#10:Guidelines for Drinking-water Quality, 4th Edition. WHO, 2011. Informal value.
#11:Operational Targets and EQS. EA, April 2018. Lowest criteria presented (<200mg/l $CaCO_3$). See 'further assessment' values if criteria exceeded and hardness ($CaCO_3$) data available.
#12:Guidelines for Drinking-water Quality, 4th Edition. WHO, 2011. Based on taste rather than a formal guideline.
#13:Water Framework Directive (Standards and Classification) Directions (England and Wales) 2015. Indicator of 'good' status (90%ile) - Ammonia standard for lakes and rivers (total ammonia as nitrogen).
#14:Operational Targets and EQS. EA, April 2018. Dissolved fraction. Lowest criteria presented (<50 mg/l $CaCO_3$). See 'further assessment' values if criteria exceeded and hardness ($CaCO_3$) data available.
#15:Water Supply (Water Quality) Regulations 2016. As SO_4.
#16:Operational Targets and EQS. EA, April 2018. Maximum Allowable Concentration (MAC) adopted in absence of Annual Average (AA) value.

Legend

7	Result exceeds GAC
<50	Result MDL is greater than GAC
-	Determinand not analysed for in sample

Notes

With the exception of pH, where a result has been given as a range the sample has been tested for a determinand twice using two different methods

					Location_Code	BH12011	BH12011	BH12012	BH12012	BH12012	BH13002	BH13002
					Sample_Depth_Range (m)	1.55-1.6	5.6-5.65	0.15-0.2	0.65-0.7	2.05-2.1	0.15-0.2	0.45-0.5
					Sampled_Date_Time	27/09/2019	27/09/2019	19/09/2019	19/09/2019	20/09/2019	04/09/2019	04/09/2019
Chem_Group	ChemName	output unit	MDL	UK Drinking Water Standards (GAC)	UK Freshwater EQS (GAC)							
Metals	Antimony	µg/L	1	5[#1]		1	<1	1	<1	<1	<1	<1
	Arsenic	µg/L	1	10[#1]	50[#2]	<1	<1	3	4	<1	3	5
	Boron	µg/L	10	1000[#1]	2000[#3]	74	28	25	67	13	59	142
	Cadmium	µg/L	0.05	5[#1]	0.08[#4]	<0.05	<0.05	<1	<1	<1	<1	<1
	Chromium (hexavalent)	µg/L	50		3.4[#5]	<50	<50	<50	<50	<50	<50	<50
	Chromium (Trivalent)	µg/L	50		4.7[#5]	<50	<50	<50	<50	<50	<50	<50
	Cobalt	µg/L	1		3[#7]	<1	1	<1	1	4	<1	2
	Copper	µg/L	1	2000[#1]	1(bio)[#8]	1	<1	11	13	1	17	21
	Lead	µg/L	1	10[#1]	1.2(bio)[#8]	<1	<1	24	33	<1	13	21
	Mercury	µg/L	0.05	1[#1]	0.07(MAC)[#9]	<0.05	<0.05	<0.1	0.2	<0.1	<0.1	<0.1
	Molybdenum	µg/L	1	70[#10]		<1	<1	2	<1	<1	<1	<1
	Nickel	µg/L	1	20[#1]	4(bio)[#8]	<1	5	4	3	14	7	12
	Selenium	µg/L	1	10[#1]		<1	<1	<1	2	<1	<1	<1
	Vanadium	µg/L	1		20[#11]	<1	<1	7	12	<1	6	25
	Zinc	µg/L	1	3000[#12]	10.9(bio)[#8]	2	6	18	18	15	28	167
Inorganics	Ammoniacal Nitrogen as N	mg/L	0.02		0.6[#13]	0.05	<0.02	<0.02	0.49	0.57	0.08	0.05
	Calcium	mg/L	1			98	28	27	24	9	19	73
	Chloride	mg/L	1	250[#1]	250[#3]	54.22	20.41	11.83	51.71	6.98	15.04	11.36
	Cyanide (Free)	µg/L	5	50[#1]	1[#2]	<5	<5	<5	<5	<5	<5	<5
	Cyanide Total	µg/L	5	50[#1]	1[#2]	<5	<5	<5	<5	<5	<5	<5
	Fluoride	µg/L	100	1500[#1]	1000[#14]	210	<100	990	410	<100	310	340
	Magnesium	mg/L	1			7	8	2	10	3	12	95
	Potassium	mg/L	1.2			2	2	22	16	<1	23	148
	Sodium	mg/L	1	200[#1]		50	16	2	4	6	6	11
	Sulphate	mg/L	1	250(SO4)[#15]	400[#3]	185.98	76.95	11.76	201.81	36.56	72.42	45.22
Phenolics	Total Phenols	µg/L	10			<10	<10	<10	<10	<10	<10	<10
Other	Electrical conductivity *(lab)	µS/cm	10			745	303	191	90	143	111	76
	pH (Lab)	pH Units	0.01	6.5-9.5[#1]	6-9(MAC)[#16]	8.1	7.8	6.87	7.02	7.03	6.67	6.72

Environmental Standards Comments

#1:Water Supply (Water Quality) Regulations 2016.
#2:Water Framework Directive (Standards and Classification) Directions (England and Wales) 2015
#3:Operational Targets and EQS. EA, April 2018
#4:Water Framework Directive (Standards & Classification) Directions (England & Wales) 2015. Dissolved fraction. Lowest criteria presented (<40mg/l of $CaCO_3$). See 'further assessment' if criteria exceeded and hardness ($CaCO_3$) data available.
#5:Water Framework Directive (Standards and Classification) Directions (England and Wales) 2015. Dissolved Fraction.
#6:Water Framework Directive (Standards and Classification) Directions (England and Wales) 2015. Dissolved Fraction. If hexavalent chromium (CrVI) data is available, a value of 4.7µg/l may be appropriate for the remaining trivalent chromium (CrIII).
#7:Operational Targets and EQS. EA, April 2018. Dissolved fraction.
#8:Water Framework Directive (Standards & Classification) Directions (England & Wales) 2015. Dissolved & bioavailable (bio) fraction plus background. M-BAT tool to assess: http://wfduk.org/resources/rivers-lakes-metal-bioavailability-assessment-tool-m-bat
#9:Water Framework Directive (Standards and Classification) Directions (England and Wales) 2015. Dissolved Fraction. MAC adopted in absence of AA value.
#10:Guidelines for Drinking-water Quality, 4th Edition. WHO, 2011. Informal value.
#11:Operational Targets and EQS. EA, April 2018. Lowest criteria presented (<200mg/l $CaCO_3$). See 'further assessment' values if criteria exceeded and hardness ($CaCO_3$) data available.
#12:Guidelines for Drinking-water Quality, 4th Edition. WHO, 2011. Based on taste rather than a formal guideline.
#13:Water Framework Directive (Standards and Classification) Directions (England and Wales) 2015. Indicator of 'good' status (90%ile) - Ammonia standard for lakes and rivers (total ammonia as nitrogen).
#14:Operational Targets and EQS. EA, April 2018. Dissolved fraction. Lowest criteria presented (<50 mg/l $CaCO_3$). See 'further assessment' values if criteria exceeded and hardness ($CaCO_3$) data available.
#15:Water Supply (Water Quality) Regulations 2016. As SO_4.
#16:Operational Targets and EQS. EA, April 2018. Maximum Allowable Concentration (MAC) adopted in absence of Annual Average (AA) value.

Legend

7	Result exceeds GAC
<50	Result MDL is greater than GAC
-	Determinand not analysed for in sample

Notes

With the exception of pH, where a result has been given as a range the sample has been tested for a determinand twice using two different methods

					Location_Code	BH13002	BH13002	BH13003	BH13003	BH13003	BH13004	BH13004
					Sample_Depth_Range (m)	18.05-18.1	2.05-2.1	0.1-0.15	0.45-0.5	2.55-2.6	0-0.05	0.5-0.55
					Sampled_Date_Time	13/09/2019	10/09/2019	01/10/2019	01/10/2019	01/10/2019	19/08/2019	19/08/2019
				UK Drinking Water Standards (GAC)	UK Freshwater EQS (GAC)							
Chem_Group	**ChemName**	**output unit**	**MDL**									
Metals	Antimony	µg/L	1	5[#1]		<1	<1	3	<1	<1	3	<1
	Arsenic	µg/L	1	10[#1]	50[#2]	2	2	4	5	<1	6	<1
	Boron	µg/L	10	1000[#1]	2000[#3]	21	26	37	24	20	41	58
	Cadmium	µg/L	0.05	5[#1]	0.08[#4]	<1	<1	<1 - 0.25	<1 - 0.17	<0.05	<1	<1
	Chromium (hexavalent)	µg/L	50		3.4[#5]	<50	<50	<50	<50	<50	<50	<50
	Chromium (Trivalent)	µg/L	50		4.7[#5]	<50	<50	<50	<50	<50	<50	<50
	Cobalt	µg/L	1		3[#7]	<1	<1	<1	1	<1	3	<1
	Copper	µg/L	1	2000[#1]	1(bio)[#8]	7	3	13	9	4	12	6
	Lead	µg/L	1	10[#1]	1.2(bio)[#8]	<1	<1	14	11	<1	2	<1
	Mercury	µg/L	0.05	1[#1]	0.07(MAC)[#9]	<0.1	<0.1	<0.05	<0.05	<0.05	<0.1	<0.1
	Molybdenum	µg/L	1	70[#10]		<1	<1	3	<1	<1	13	6
	Nickel	µg/L	1	20[#1]	4(bio)[#8]	2	2	6	5	1	4	2
	Selenium	µg/L	1	10[#1]		1	1	1	<1	<1	<1	<1
	Vanadium	µg/L	1		20[#11]	4	6	10	11	<1	5	1
	Zinc	µg/L	1	3000[#12]	10.9(bio)[#8]	14	12	18	15	6	19	10
Inorganics	Ammoniacal Nitrogen as N	mg/L	0.02		0.6[#13]	<0.02	<0.02	0.05	0.03	<0.02	0.16	0.14
	Calcium	mg/L	1			12	12	21	7	5	54	26
	Chloride	mg/L	1	250[#1]	250[#3]	5.56	5.28	7.17	1.87	5.15	3.74	<1
	Cyanide (Free)	µg/L	5	50[#1]	1[#2]	<5	<5	<5	<5	<5	<5	<5
	Cyanide Total	µg/L	5	50[#1]	1[#2]	<5	<5	<5	<5	<5	<5	<5
	Fluoride	µg/L	100	1500[#1]	1000[#14]	320	310	750	600	140	1060	920
	Magnesium	mg/L	1			1	2	<1	2	<1	3	1
	Potassium	mg/L	1.2			<1	<1	7	7	3	14	1
	Sodium	mg/L	1	200[#1]		9	9	1	<1	3	4	2
	Sulphate	mg/L	1	250(SO4)[#15]	400[#3]	15.65	13.44	17.46	14.23	18.58	16.04	3.27
Phenolics	Total Phenols	µg/L	10			<10	<10	<10	<10	<10	<10	<10
Other	Electrical conductivity *(lab)	µS/cm	10			123	122	162	45	76	340	159
	pH (Lab)	pH_Units	0.01	6.5-9.5[#1]	6-9(MAC)[#16]	7.1	7.1	6.72	6.73	6.55	8.01	7.66

Environmental Standards Comments

#1:Water Supply (Water Quality) Regulations 2016.
#2:Water Framework Directive (Standards and Classification) Directions (England and Wales) 2015
#3:Operational Targets and EQS. EA, April 2018
#4:Water Framework Directive (Standards & Classification) Directions (England & Wales) 2015. Dissolved fraction. Lowest criteria presented (<40mg/l of $CaCO_3$). See 'further assessment' if criteria exceeded and hardness ($CaCO_3$) data available.
#5:Water Framework Directive (Standards and Classification) Directions (England and Wales) 2015. Dissolved Fraction.
#6:Water Framework Directive (Standards and Classification) Directions (England and Wales) 2015. Dissolved Fraction. If hexavalent chromium (CrVI) data is available, a value of 4.7µg/l may be appropriate for the remaining trivalent chromium (CrIII).
#7:Operational Targets and EQS. EA, April 2018. Dissolved fraction.
#8:Water Framework Directive (Standards & Classification) Directions (England & Wales) 2015. Dissolved & bioavailable (bio) fraction plus background. M-BAT tool to assess: http://wfduk.org/resources/rivers-lakes-metal-bioavailability-assessment-tool-m-bat
#9:Water Framework Directive (Standards and Classification) Directions (England and Wales) 2015. Dissolved Fraction. MAC adopted in absence of AA value.
#10:Guidelines for Drinking-water Quality, 4th Edition. WHO, 2011. Informal value.
#11:Operational Targets and EQS. EA, April 2018. Lowest criteria presented (<200mg/l $CaCO_3$). See 'further assessment' values if criteria exceeded and hardness ($CaCO_3$) data available.
#12:Guidelines for Drinking-water Quality, 4th Edition. WHO, 2011. Based on taste rather than a formal guideline.
#13:Water Framework Directive (Standards and Classification) Directions (England and Wales) 2015. Indicator of 'good' status (90%ile) - Ammonia standard for lakes and rivers (total ammonia as nitrogen).
#14:Operational Targets and EQS. EA, April 2018. Dissolved fraction. Lowest criteria presented (<50 mg/l $CaCO_3$). See 'further assessment' values if criteria exceeded and hardness ($CaCO_3$) data available.
#15:Water Supply (Water Quality) Regulations 2016. As SO_4.
#16:Operational Targets and EQS. EA, April 2018. Maximum Allowable Concentration (MAC) adopted in absence of Annual Average (AA) value.

Legend

7	Result exceeds GAC
<50	Result MDL is greater than GAC
-	Determinand not analysed for in sample

Notes

With the exception of pH, where a result has been given as a range the sample has been tested for a determinand twice using two different methods

					Location_Code	BH13004	BH13007	BH13007	BH13008	BH13009	BH13009	BH13009
					Sample_Depth_Range (m)	3.7-3.8	0-0.2	2.0	0.35-0.4	0.05-0.1	0.45-0.5	0.75-0.8
					Sampled_Date_Time	19/08/2019	20/08/2019	20/08/2019	29/08/2019	05/11/2019	05/11/2019	05/11/2019
				UK Drinking Water Standards (GAC)	UK Freshwater EQS (GAC)							
Chem_Group	**ChemName**	**output unit**	**MDL**									
Metals	Antimony	µg/L	1	5[#1]		<1	2	<1	1	1	<1	<1
	Arsenic	µg/L	1	10[#1]	50[#2]	<1	6	<1	2	5	2	2
	Boron	µg/L	10	1000[#1]	2000[#3]	16	52	25	43	63	65	66
	Cadmium	µg/L	0.05	5[#1]	0.08[#4]	<1	<1	<1	<1	0.42	<0.05	<0.05
	Chromium (hexavalent)	µg/L	50		3.4[#5]	<50	<50	<100	<50	<150	<150	<100
	Chromium (Trivalent)	µg/L	50		4.7[#5]	<50	<50	<100	<50	<150	<150	<100
	Cobalt	µg/L	1		3[#7]	<1	5	<1	<1	<1	<1	<1
	Copper	µg/L	1	2000[#1]	1(bio)[#8]	5	30	3	5	25	7	4
	Lead	µg/L	1	10[#1]	1.2(bio)[#8]	<1	48	<1	5	21	7	3
	Mercury	µg/L	0.05	1[#1]	0.07(MAC)[#9]	<0.1	3.2	<0.1	<0.1	2.98	0.36	<0.05
	Molybdenum	µg/L	1	70[#10]		<1	2	<1	5	<1	<1	<1
	Nickel	µg/L	1	20[#1]	4(bio)[#8]	<1	9	<1	2	8	3	2
	Selenium	µg/L	1	10[#1]		<1	<1	<1	<1	<1	<1	<1
	Vanadium	µg/L	1		20[#11]	<1	10	<1	3	16	7	4
	Zinc	µg/L	1	3000[#12]	10.9(bio)[#8]	17	50	8	10	46	17	10
Inorganics	Ammoniacal Nitrogen as N	mg/L	0.02		0.6[#13]	0.11	0.24	0.18	0.04	0.16	0.22	0.04
	Calcium	mg/L	1			15	22	19	25	61	22	19
	Chloride	mg/L	1	250[#1]	250[#3]	4.92	11.91	5.03	<1	11.04	12.56	8.32
	Cyanide (Free)	µg/L	5	50[#1]	1[#2]	<5	<5	<5	<5	<5	<5	<5
	Cyanide Total	µg/L	5	50[#1]	1[#2]	<5	<5	<5	<5	5	<5	<5
	Fluoride	µg/L	100	1500[#1]	1000[#14]	230	570	170	990	620	230	<100
	Magnesium	mg/L	1			3	9	2	2	68	20	8
	Potassium	mg/L	1.2			<1	29	2	5	126	35	14
	Sodium	mg/L	1	200[#1]		6	4	4	3	7	5	5
	Sulphate	mg/L	1	250(SO4)[#15]	400[#3]	10.54	49.44	8.96	<1	12.27	83.63	36.18
Phenolics	Total Phenols	µg/L	10			<10	<10	<10	<10	<10	<10	<10
Other	Electrical conductivity *(lab)	µS/cm	10			137	137	133	310	91	79	90
	pH (Lab)	pH_Units	0.01	6.5-9.5[#1]	6-9(MAC)[#16]	7.22	7.22	7.31	7.25	6.54	6.77	6.85

Environmental Standards Comments

#1:Water Supply (Water Quality) Regulations 2016.
#2:Water Framework Directive (Standards and Classification) Directions (England and Wales) 2015
#3:Operational Targets and EQS. EA, April 2018
#4:Water Framework Directive (Standards & Classification) Directions (England & Wales) 2015. Dissolved fraction. Lowest criteria presented (<40mg/l of $CaCO_3$). See 'further assessment' if criteria exceeded and hardness ($CaCO_3$) data available.
#5:Water Framework Directive (Standards and Classification) Directions (England and Wales) 2015. Dissolved Fraction.
#6:Water Framework Directive (Standards and Classification) Directions (England and Wales) 2015. Dissolved Fraction. If hexavalent chromium (CrVI) data is available, a value of 4.7µg/l may be appropriate for the remaining trivalent chromium (CrIII).
#7:Operational Targets and EQS. EA, April 2018. Dissolved fraction.
#8:Water Framework Directive (Standards & Classification) Directions (England & Wales) 2015. Dissolved & bioavailable (bio) fraction plus background. M-BAT tool to assess: http://wfduk.org/resources/rivers-lakes-metal-bioavailability-assessment-tool-m-bat
#9:Water Framework Directive (Standards and Classification) Directions (England and Wales) 2015. Dissolved Fraction. MAC adopted in absence of AA value.
#10:Guidelines for Drinking-water Quality, 4th Edition. WHO, 2011. Informal value.
#11:Operational Targets and EQS. EA, April 2018. Lowest criteria presented (<200mg/l $CaCO_3$). See 'further assessment' values if criteria exceeded and hardness ($CaCO_3$) data available.
#12:Guidelines for Drinking-water Quality, 4th Edition. WHO, 2011. Based on taste rather than a formal guideline.
#13:Water Framework Directive (Standards and Classification) Directions (England and Wales) 2015. Indicator of 'good' status (90%ile) - Ammonia standard for lakes and rivers (total ammonia as nitrogen).
#14:Operational Targets and EQS. EA, April 2018. Dissolved fraction. Lowest criteria presented (<50 mg/l $CaCO_3$). See 'further assessment' values if criteria exceeded and hardness ($CaCO_3$) data available.
#15:Water Supply (Water Quality) Regulations 2016. As SO_4.
#16:Operational Targets and EQS. EA, April 2018. Maximum Allowable Concentration (MAC) adopted in absence of Annual Average (AA) value.

Legend

7	Result exceeds GAC
<50	Result MDL is greater than GAC
-	Determinand not analysed for in sample

Notes

With the exception of pH, where a result has been given as a range the sample has been tested for a determinand twice using two different methods

					Location_Code	BH13009	BH13009	BH13015	BH13015	BH13015	BH13015	OH13002
					Sample_Depth_Range (m)	1.25-1.3	4.55-4.6	0.05-0.1	0.35-0.4	1.65-1.7	10.3-10.6	0.4-0.45
					Sampled_Date_Time	16/10/2019	16/10/2019	16/10/2019	16/10/2019	16/10/2019	05/11/2019	27/08/2019
				UK Drinking Water Standards (GAC)	UK Freshwater EQS (GAC)							
Chem_Group	**ChemName**	**output unit**	**MDL**									
Metals	Antimony	µg/L	1	5[#1]		<1	<1	2	<1	<1	<1	1
	Arsenic	µg/L	1	10[#1]	50[#2]	1	<1	5	<1	<1	<1	3
	Boron	µg/L	10	1000[#1]	2000[#3]	16	14	102	48	38	10	25
	Cadmium	µg/L	0.05	5[#1]	0.08[#4]	<0.05	<0.05	<1 - 0.14	<0.05	<0.05	<0.05	<1
	Chromium (hexavalent)	µg/L	50		3.4[#5]	<50	<50	<50	<50	<50	<50	<50
	Chromium (Trivalent)	µg/L	50		4.7[#5]	<50	<50	<50	<50	<50	<50	<50
	Cobalt	µg/L	1		3[#7]	<1	2	<1	<1	<1	<1	<1
	Copper	µg/L	1	2000[#1]	1(bio)[#8]	<1	2	16	2	<1	<1	11
	Lead	µg/L	1	10[#1]	1.2(bio)[#8]	1	<1	37	<1	<1	<1	17
	Mercury	µg/L	0.05	1[#1]	0.07(MAC)[#9]	<0.05	<0.05	<0.05	<0.05	<0.05	<0.05	0.6
	Molybdenum	µg/L	1	70[#10]		<1	<1	4	<1	<1	<1	3
	Nickel	µg/L	1	20[#1]	4(bio)[#8]	1	2	3	<1	<1	<1	4
	Selenium	µg/L	1	10[#1]		<1	2	<1	<1	<1	<1	<1
	Vanadium	µg/L	1		20[#11]	2	<1	9	<1	<1	<1	6
	Zinc	µg/L	1	3000[#12]	10.9(bio)[#8]	3	4	31	4	5	4	18
Inorganics	Ammoniacal Nitrogen as N	mg/L	0.02		0.6[#13]	<0.02	<0.02	0.05	<0.02	<0.02	<0.02	0.04
	Calcium	mg/L	1			9	27	31	30	29	21	25
	Chloride	mg/L	1	250[#1]	250[#3]	2.61	2.19	5.22	<1	13.56	5.07	6.32
	Cyanide (Free)	µg/L	5	50[#1]	1[#2]	<5	<5	<5	<5	<5	<5	<5
	Cyanide Total	µg/L	5	50[#1]	1[#2]	<5	<5	<5	<5	<5	<5	<5
	Fluoride	µg/L	100	1500[#1]	1000[#14]	170	<100	620	1010	370	300	400
	Magnesium	mg/L	1			2	5	6	1	<1	4	10
	Potassium	mg/L	1.2			3	1	29	2	<1	<1	20
	Sodium	mg/L	1	200[#1]		2	9	3	2	8	6	7
	Sulphate	mg/L	1	250(SO4)[#15]	400[#3]	16.98	43.74	24.17	1.91	11.55	13.56	26.04
Phenolics	Total Phenols	µg/L	10			<10	<10	<10	<10	<10	<10	<10
Other	Electrical conductivity *(lab)	µS/cm	10			51	235	227	197	229	182	101
	pH (Lab)	pH Units	0.01	6.5-9.5[#1]	6-9(MAC)[#16]	7.61	6.87	7.3	6.92	7.12	7.36	7.41

Environmental Standards Comments

#1:Water Supply (Water Quality) Regulations 2016.
#2:Water Framework Directive (Standards and Classification) Directions (England and Wales) 2015
#3:Operational Targets and EQS. EA, April 2018
#4:Water Framework Directive (Standards & Classification) Directions (England & Wales) 2015. Dissolved fraction. Lowest criteria presented (<40mg/l of $CaCO_3$). See 'further assessment' if criteria exceeded and hardness ($CaCO_3$) data available.
#5:Water Framework Directive (Standards and Classification) Directions (England and Wales) 2015. Dissolved Fraction.
#6:Water Framework Directive (Standards and Classification) Directions (England and Wales) 2015. Dissolved Fraction. If hexavalent chromium (CrVI) data is available, a value of 4.7µg/l may be appropriate for the remaining trivalent chromium (CrIII).
#7:Operational Targets and EQS. EA, April 2018. Dissolved fraction.
#8:Water Framework Directive (Standards & Classification) Directions (England & Wales) 2015. Dissolved & bioavailable (bio) fraction plus background. M-BAT tool to assess: http://wfduk.org/resources/rivers-lakes-metal-bioavailability-assessment-tool-m-bat
#9:Water Framework Directive (Standards and Classification) Directions (England and Wales) 2015. Dissolved Fraction. MAC adopted in absence of AA value.
#10:Guidelines for Drinking-water Quality, 4th Edition. WHO, 2011. Informal value.
#11:Operational Targets and EQS. EA, April 2018. Lowest criteria presented (<200mg/l $CaCO_3$). See 'further assessment' values if criteria exceeded and hardness ($CaCO_3$) data available.
#12:Guidelines for Drinking-water Quality, 4th Edition. WHO, 2011. Based on taste rather than a formal guideline.
#13:Water Framework Directive (Standards and Classification) Directions (England and Wales) 2015. Indicator of 'good' status (90%ile) - Ammonia standard for lakes and rivers (total ammonia as nitrogen).
#14:Operational Targets and EQS. EA, April 2018. Dissolved fraction. Lowest criteria presented (<50 mg/l $CaCO_3$). See 'further assessment' values if criteria exceeded and hardness ($CaCO_3$) data available.
#15:Water Supply (Water Quality) Regulations 2016. As SO_4.
#16:Operational Targets and EQS. EA, April 2018. Maximum Allowable Concentration (MAC) adopted in absence of Annual Average (AA) value.

Legend

7	Result exceeds GAC
<50	Result MDL is greater than GAC
-	Determinand not analysed for in sample

Notes

With the exception of pH, where a result has been given as a range the sample has been tested for a determinand twice using two different methods

					Location_Code	OH13002	OH13004	TP08002	TP08002	TP09009	TP09009	TP10001
					Sample_Depth_Range (m)	5-5.1	0.05	0.05-0.1	0.35-0.45	0.2-0.3	1.05-1.15	0.05-0.1
					Sampled_Date_Time	27/08/2019	20/08/2019	02/10/2019	02/10/2019	30/09/2019	30/09/2019	25/09/2019
				UK Drinking Water Standards (GAC)	UK Freshwater EQS (GAC)							
Chem_Group	**ChemName**	**output unit**	**MDL**									
Metals	Antimony	µg/L	1	5[#1]		<1	2	2	1	1	<1	4
	Arsenic	µg/L	1	10[#1]	50[#2]	2	5	14	12	4	<1	10
	Boron	µg/L	10	1000[#1]	2000[#3]	22	34	60	16	78	41	73
	Cadmium	µg/L	0.05	5[#1]	0.08[#4]	<1	<1	<1 - 0.11	<0.05	<1 - 0.24	<0.05	<0.05
	Chromium (hexavalent)	µg/L	50		3.4[#5]	<50	<50	<50	<100	<50	<50	<50
	Chromium (Trivalent)	µg/L	50		4.7[#5]	<50	<50	<50	<100	<50	<50	<50
	Cobalt	µg/L	1		3[#7]	1	3	<1	2	<1	<1	<1
	Copper	µg/L	1	2000[#1]	1(bio)[#8]	<1	19	15	15	20	2	11
	Lead	µg/L	1	10[#1]	1.2(bio)[#8]	<1	36	13	5	16	<1	14
	Mercury	µg/L	0.05	1[#1]	0.07(MAC)[#9]	<0.1	2.6	<0.05	<0.1 - 0.08	<0.05	<0.05	<0.05
	Molybdenum	µg/L	1	70[#10]		<1	2	3	<1	6	1	7
	Nickel	µg/L	1	20[#1]	4(bio)[#8]	2	7	5	5	6	<1	2
	Selenium	µg/L	1	10[#1]		<1	<1	<1	<1	<1	<1	<1
	Vanadium	µg/L	1		20[#11]	5	8	48	31	14	<1	9
	Zinc	µg/L	1	3000[#12]	10.9(bio)[#8]	11	39	31	16	25	2	16
Inorganics	Ammoniacal Nitrogen as N	mg/L	0.02		0.6[#13]	<0.02	0.23	0.05	0.08	0.06	<0.02	<0.02
	Calcium	mg/L	1			8	23	24	14	28	20	25
	Chloride	mg/L	1	250[#1]	250[#3]	7.2	8.67	6.09	5.56	4.26	<1	5.6
	Cyanide (Free)	µg/L	5	50[#1]	1[#2]	<5	<5	<5	<5	<5	<5	<5
	Cyanide Total	µg/L	5	50[#1]	1[#2]	<5	<5	<5	<5	<5	<5	<5
	Fluoride	µg/L	100	1500[#1]	1000[#14]	<100	540	210	260	1450	580	1470
	Magnesium	mg/L	1			5	7	4	8	19	1	3
	Potassium	mg/L	1.2			9	20	20	19	26	<1	4
	Sodium	mg/L	1	200[#1]		7	4	2	1	3	2	7
	Sulphate	mg/L	1	250(SO4)[#15]	400[#3]	18.38	30.93	18.7	32.57	36.55	3.3	16.9
Phenolics	Total Phenols	µg/L	10			<10	<10	<10	<10	<10	<10	<10
Other	Electrical conductivity *(lab)	µS/cm	10			84	138	184	67	73	120	182
	pH (Lab)	pH Units	0.01	6.5-9.5[#1]	6-9(MAC)[#16]	7.04	7.29	7.38	7.19	7.6	7.51	7.66

Environmental Standards Comments

#1:Water Supply (Water Quality) Regulations 2016.
#2:Water Framework Directive (Standards and Classification) Directions (England and Wales) 2015
#3:Operational Targets and EQS. EA, April 2018
#4:Water Framework Directive (Standards & Classification) Directions (England & Wales) 2015. Dissolved fraction. Lowest criteria presented (<40mg/l of $CaCO_3$). See 'further assessment' if criteria exceeded and hardness ($CaCO_3$) data available.
#5:Water Framework Directive (Standards and Classification) Directions (England and Wales) 2015. Dissolved Fraction.
#6:Water Framework Directive (Standards and Classification) Directions (England and Wales) 2015. Dissolved Fraction. If hexavalent chromium (CrVI) data is available, a value of 4.7µg/l may be appropriate for the remaining trivalent chromium (CrIII).
#7:Operational Targets and EQS. EA, April 2018. Dissolved fraction.
#8:Water Framework Directive (Standards & Classification) Directions (England & Wales) 2015. Dissolved & bioavailable (bio) fraction plus background. M-BAT tool to assess: http://wfduk.org/resources/rivers-lakes-metal-bioavailability-assessment-tool-m-bat
#9:Water Framework Directive (Standards and Classification) Directions (England and Wales) 2015. Dissolved Fraction. MAC adopted in absence of AA value.
#10:Guidelines for Drinking-water Quality, 4th Edition. WHO, 2011. Informal value.
#11:Operational Targets and EQS. EA, April 2018. Lowest criteria presented (<200mg/l $CaCO_3$). See 'further assessment' values if criteria exceeded and hardness ($CaCO_3$) data available.
#12:Guidelines for Drinking-water Quality, 4th Edition. WHO, 2011. Based on taste rather than a formal guideline.
#13:Water Framework Directive (Standards and Classification) Directions (England and Wales) 2015. Indicator of 'good' status (90%ile) - Ammonia standard for lakes and rivers (total ammonia as nitrogen).
#14:Operational Targets and EQS. EA, April 2018. Dissolved fraction. Lowest criteria presented (<50 mg/l $CaCO_3$). See 'further assessment' values if criteria exceeded and hardness ($CaCO_3$) data available.
#15:Water Supply (Water Quality) Regulations 2016. As SO_4.
#16:Operational Targets and EQS. EA, April 2018. Maximum Allowable Concentration (MAC) adopted in absence of Annual Average (AA) value.

Legend

7	Result exceeds GAC
<50	Result MDL is greater than GAC
-	Determinand not analysed for in sample

Notes

With the exception of pH, where a result has been given as a range the sample has been tested for a determinand twice using two different methods

					Location_Code	TP10001	TP10001	TP10001	TP10002	TP10003	TP10003	TP10004
					Sample_Depth_Range (m)	0.45-0.55	0.65-0.75	1.85-1.95	0-0.05	0.05-0.1	0.4	0.05-0.1
					Sampled_Date_Time	25/09/2019	25/09/2019	25/09/2019	13/09/2019	26/09/2019	26/09/2019	23/09/2019
				UK Drinking Water Standards (GAC)	UK Freshwater EQS (GAC)							
Chem_Group	**ChemName**	**output unit**	**MDL**									
Metals	Antimony	µg/L	1	5[#1]		1	<1	<1	2	<1	<1	1
	Arsenic	µg/L	1	10[#1]	50[#2]	1	1	2	5	<1	<1	2
	Boron	µg/L	10	1000[#1]	2000[#3]	59	34	28	72	68	57	55
	Cadmium	µg/L	0.05	5[#1]	0.08[#4]	<0.05	<0.05	<0.05	<1	<0.05	<0.05	<1
	Chromium (hexavalent)	µg/L	50		3.4[#5]	<50	<50	<50	<50	<50	<50	<50
	Chromium (Trivalent)	µg/L	50		4.7[#5]	<50	<50	<50	<50	<50	<50	<50
	Cobalt	µg/L	1		3[#7]	<1	<1	2	<1	<1	<1	<1
	Copper	µg/L	1	2000[#1]	1(bio)[#8]	4	2	5	20	3	2	6
	Lead	µg/L	1	10[#1]	1.2(bio)[#8]	4	4	6	4	<1	1	<1
	Mercury	µg/L	0.05	1[#1]	0.07(MAC)[#9]	<0.05	<0.05	<0.05	<0.1	<0.05	<0.05	<0.1
	Molybdenum	µg/L	1	70[#10]		12	2	<1	8	2	2	5
	Nickel	µg/L	1	20[#1]	4(bio)[#8]	1	1	4	2	2	3	2
	Selenium	µg/L	1	10[#1]		<1	<1	<1	<1	<1	<1	<1
	Vanadium	µg/L	1		20[#11]	2	3	12	6	1	<1	2
	Zinc	µg/L	1	3000[#12]	10.9(bio)[#8]	5	4	16	6	21	3	5
Inorganics	Ammoniacal Nitrogen as N	mg/L	0.02		0.6[#13]	<0.02	<0.02	<0.02	<0.02	0.02	<0.02	1.21
	Calcium	mg/L	1			20	14	26	30	42	35	46
	Chloride	mg/L	1	250[#1]	250[#3]	<1	1.4	2.75	2.35	12.52	5.46	9.04
	Cyanide (Free)	µg/L	5	50[#1]	1[#2]	<5	<5	<5	<5	<5	<5	<5
	Cyanide Total	µg/L	5	50[#1]	1[#2]	<5	<5	<5	<5	<5	<5	<5
	Fluoride	µg/L	100	1500[#1]	1000[#14]	1350	340	250	1280	1440	2790	1370
	Magnesium	mg/L	1			2	4	20	2	2	3	3
	Potassium	mg/L	1.2			2	6	28	9	6	<1	10
	Sodium	mg/L	1	200[#1]		5	3	5	3	4	7	3
	Sulphate	mg/L	1	250(SO4)[#15]	400[#3]	15.41	28.83	24.82	5.03	19.63	37.39	3.28
Phenolics	Total Phenols	µg/L	10			<10	<10	<10	<10	<10	<10	<10
Other	Electrical conductivity *(lab)	µS/cm	10			134	78	89	199	301	257	329
	pH (Lab)	pH_Units	0.01	6.5-9.5[#1]	6-9(MAC)[#16]	7.5	7.23	7.06	7.66	7.83	7.75	7.76

Environmental Standards Comments

#1:Water Supply (Water Quality) Regulations 2016.
#2:Water Framework Directive (Standards and Classification) Directions (England and Wales) 2015
#3:Operational Targets and EQS. EA, April 2018
#4:Water Framework Directive (Standards & Classification) Directions (England & Wales) 2015. Dissolved fraction. Lowest criteria presented (<40mg/l of $CaCO_3$). See 'further assessment' if criteria exceeded and hardness ($CaCO_3$) data available.
#5:Water Framework Directive (Standards and Classification) Directions (England and Wales) 2015. Dissolved Fraction.
#6:Water Framework Directive (Standards and Classification) Directions (England and Wales) 2015. Dissolved Fraction. If hexavalent chromium (CrVI) data is available, a value of 4.7µg/l may be appropriate for the remaining trivalent chromium (CrIII).
#7:Operational Targets and EQS. EA, April 2018. Dissolved fraction.
#8:Water Framework Directive (Standards & Classification) Directions (England & Wales) 2015. Dissolved & bioavailable (bio) fraction plus background. M-BAT tool to assess: http://wfduk.org/resources/rivers-lakes-metal-bioavailability-assessment-tool-m-bat
#9:Water Framework Directive (Standards and Classification) Directions (England and Wales) 2015. Dissolved Fraction. MAC adopted in absence of AA value.
#10:Guidelines for Drinking-water Quality, 4th Edition. WHO, 2011. Informal value.
#11:Operational Targets and EQS. EA, April 2018. Lowest criteria presented (<200mg/l $CaCO_3$). See 'further assessment' values if criteria exceeded and hardness ($CaCO_3$) data available.
#12:Guidelines for Drinking-water Quality, 4th Edition. WHO, 2011. Based on taste rather than a formal guideline.
#13:Water Framework Directive (Standards and Classification) Directions (England and Wales) 2015. Indicator of 'good' status (90%ile) - Ammonia standard for lakes and rivers (total ammonia as nitrogen).
#14:Operational Targets and EQS. EA, April 2018. Dissolved fraction. Lowest criteria presented (<50 mg/l $CaCO_3$). See 'further assessment' values if criteria exceeded and hardness ($CaCO_3$) data available.
#15:Water Supply (Water Quality) Regulations 2016. As SO_4.
#16:Operational Targets and EQS. EA, April 2018. Maximum Allowable Concentration (MAC) adopted in absence of Annual Average (AA) value.

Legend

7	Result exceeds GAC
<50	Result MDL is greater than GAC
-	Determinand not analysed for in sample

Notes

With the exception of pH, where a result has been given as a range the sample has been tested for a determinand twice using two different methods

					Location_Code	TP10004	TP11001	TP11001	TP11002	TP11002	TP11002	TP11003
					Sample_Depth_Range (m)	2.05-2.15	0.05-0.1	2.75-2.8	0.05-0.1	0.75-0.85	1.85-1.95	0.05-0.1
					Sampled_Date_Time	23/09/2019	17/09/2019	17/09/2019	20/09/2019	20/09/2019	20/09/2019	11/09/2019
				UK Drinking Water Standards (GAC)	UK Freshwater EQS (GAC)							
Chem_Group	**ChemName**	**output unit**	**MDL**									
Metals	Antimony	µg/L	1	5[#1]		<1	<1	<1	<1	<1	<1	1
	Arsenic	µg/L	1	10[#1]	50[#2]	<1	1	<1	1	<1	<1	7
	Boron	µg/L	10	1000[#1]	2000[#3]	<10	46	<10	48	61	18	42
	Cadmium	µg/L	0.05	5[#1]	0.08[#4]	<1	<1	<1	<1	<1	<1	<1
	Chromium (hexavalent)	µg/L	50		3.4[#5]	<50	<50	<50	<50	<50	<50	<50
	Chromium (Trivalent)	µg/L	50		4.7[#5]	<50	<50	<50	<50	<50	<50	<50
	Cobalt	µg/L	1		3[#7]	<1	<1	<1	<1	<1	<1	<1
	Copper	µg/L	1	2000[#1]	1(bio)[#8]	<1	5	<1	4	1	<1	6
	Lead	µg/L	1	10[#1]	1.2(bio)[#8]	<1	2	<1	<1	<1	<1	10
	Mercury	µg/L	0.05	1[#1]	0.07(MAC)[#9]	<0.1	<0.1	<0.1	<0.1	<0.1	<0.1	<0.1
	Molybdenum	µg/L	1	70[#10]		<1	3	<1	2	<1	<1	2
	Nickel	µg/L	1	20[#1]	4(bio)[#8]	<1	1	<1	2	<1	<1	3
	Selenium	µg/L	1	10[#1]		<1	<1	<1	<1	<1	<1	<1
	Vanadium	µg/L	1		20[#11]	<1	2	<1	2	<1	<1	13
	Zinc	µg/L	1	3000[#12]	10.9(bio)[#8]	6	8	5	15	8	4	19
Inorganics	Ammoniacal Nitrogen as N	mg/L	0.02		0.6[#13]	0.79	<0.02	<0.02	<0.02	0.11	0.24	<0.02
	Calcium	mg/L	1			22	33	23	37	21	16	23
	Chloride	mg/L	1	250[#1]	250[#3]	3.41	10.32	10.2	8.02	1.87	<1	3.33
	Cyanide (Free)	µg/L	5	50[#1]	1[#2]	<5	<5	<5	<5	<5	<5	<5
	Cyanide Total	µg/L	5	50[#1]	1[#2]	<5	<5	<5	<5	<5	<5	<5
	Fluoride	µg/L	100	1500[#1]	1000[#14]	900	1490	470	1260	500	950	740
	Magnesium	mg/L	1			<1	2	2	3	<1	1	5
	Potassium	mg/L	1.2			<1	<1	<1	2	<1	<1	12
	Sodium	mg/L	1	200[#1]		4	3	5	8	3	4	4
	Sulphate	mg/L	1	250(SO4)[#15]	400[#3]	6.09	8.82	2.7	34.19	3.64	2.42	11.2
Phenolics	Total Phenols	µg/L	10			<10	<10	<10	<10	<10	<10	<10
Other	Electrical conductivity *(lab)	µS/cm	10			161	207	180	282	163	128	151
	pH (Lab)	pH_Units	0.01	6.5-9.5[#1]	6-9(MAC)[#16]	7.75	7.23	7.27	7.77	7.66	7.66	8.11

Environmental Standards Comments

#1:Water Supply (Water Quality) Regulations 2016.
#2:Water Framework Directive (Standards and Classification) Directions (England and Wales) 2015
#3:Operational Targets and EQS. EA, April 2018
#4:Water Framework Directive (Standards & Classification) Directions (England & Wales) 2015. Dissolved fraction. Lowest criteria presented (<40mg/l of $CaCO_3$). See 'further assessment' if criteria exceeded and hardness ($CaCO_3$) data available.
#5:Water Framework Directive (Standards and Classification) Directions (England and Wales) 2015. Dissolved Fraction.
#6:Water Framework Directive (Standards and Classification) Directions (England and Wales) 2015. Dissolved Fraction. If hexavalent chromium (CrVI) data is available, a value of 4.7µg/l may be appropriate for the remaining trivalent chromium (CrIII).
#7:Operational Targets and EQS. EA, April 2018. Dissolved fraction.
#8:Water Framework Directive (Standards & Classification) Directions (England & Wales) 2015. Dissolved & bioavailable (bio) fraction plus background. M-BAT tool to assess: http://wfduk.org/resources/rivers-lakes-metal-bioavailability-assessment-tool-m-bat
#9:Water Framework Directive (Standards and Classification) Directions (England and Wales) 2015. Dissolved Fraction. MAC adopted in absence of AA value.
#10:Guidelines for Drinking-water Quality, 4th Edition. WHO, 2011. Informal value.
#11:Operational Targets and EQS. EA, April 2018. Lowest criteria presented (<200mg/l $CaCO_3$). See 'further assessment' values if criteria exceeded and hardness ($CaCO_3$) data available.
#12:Guidelines for Drinking-water Quality, 4th Edition. WHO, 2011. Based on taste rather than a formal guideline.
#13:Water Framework Directive (Standards and Classification) Directions (England and Wales) 2015. Indicator of 'good' status (90%ile) - Ammonia standard for lakes and rivers (total ammonia as nitrogen).
#14:Operational Targets and EQS. EA, April 2018. Dissolved fraction. Lowest criteria presented (<50 mg/l $CaCO_3$). See 'further assessment' values if criteria exceeded and hardness ($CaCO_3$) data available.
#15:Water Supply (Water Quality) Regulations 2016. As SO_4.
#16:Operational Targets and EQS. EA, April 2018. Maximum Allowable Concentration (MAC) adopted in absence of Annual Average (AA) value.

Legend

7	Result exceeds GAC
<50	Result MDL is greater than GAC
-	Determinand not analysed for in sample

Notes

With the exception of pH, where a result has been given as a range the sample has been tested for a determinand twice using two different methods

						Location_Code	TP11003	TP11003	TP11004	TP11004	TP11005	TP11005	WS08028
						Sample_Depth_Range (m)	1.4-1.45	3.1-3.2	0-0.05	1.7-1.8	0.05	0.8	0.05
						Sampled_Date_Time	11/09/2019	11/09/2019	12/09/2019	12/09/2019	07/10/2019	07/10/2019	08/10/2019
Chem_Group	ChemName	output unit	MDL	UK Drinking Water Standards (GAC)	UK Freshwater EQS (GAC)								
Metals	Antimony	µg/L	1	5[#1]			<1	<1	5	<1	6	2	2
	Arsenic	µg/L	1	10[#1]	50[#2]		3	<1	30	<1	14	7	16
	Boron	µg/L	10	1000[#1]	2000[#3]		51	15	214	37	99	83	71
	Cadmium	µg/L	0.05	5[#1]	0.08[#4]		<1	<1	<1	<1	<1 - 1	<1 - 0.26	<1 - 0.13
	Chromium (hexavalent)	µg/L	50		3.4[#5]		<50	<50	<50	<50	<50	<50	<50
	Chromium (Trivalent)	µg/L	50		4.7[#5]		<50	<50	<50	<50	<50	<50	<50
	Cobalt	µg/L	1		3[#7]		<1	<1	2	<1	2	3	<1
	Copper	µg/L	1	2000[#1]	1(bio)[#8]		3	<1	20	5	35	23	11
	Lead	µg/L	1	10[#1]	1.2(bio)[#8]		3	<1	5	<1	144	30	13
	Mercury	µg/L	0.05	1[#1]	0.07(MAC)[#9]		<0.1	<0.1	<0.1	<0.1	<0.1 - 0.08	<0.1 - 0.1	<0.05
	Molybdenum	µg/L	1	70[#10]			<1	<1	11	<1	5	9	3
	Nickel	µg/L	1	20[#1]	4(bio)[#8]		2	1	6	<1	16	15	4
	Selenium	µg/L	1	10[#1]			<1	<1	<1	<1	2	2	<1
	Vanadium	µg/L	1		20[#11]		10	<1	17	<1	52	34	44
	Zinc	µg/L	1	3000[#12]	10.9(bio)[#8]		9	7	15	5	172	50	27
Inorganics	Ammoniacal Nitrogen as N	mg/L	0.02		0.6[#13]		0.14	<0.02	0.7	<0.02	0.18	0.17	0.05
	Calcium	mg/L	1				28	9	70	25	24	22	27
	Chloride	mg/L	1	250[#1]	250[#3]		15.56	3.27	40.49	9.61	30.96	32.77	6.95
	Cyanide (Free)	µg/L	5	50[#1]	1[#2]		<5	<5	<5	<5	<5	<5	<5
	Cyanide Total	µg/L	5	50[#1]	1[#2]		<5	<5	7	<5	<5	<5	<5
	Fluoride	µg/L	100	1500[#1]	1000[#14]		<100	<100	<100	180	220	420	210
	Magnesium	mg/L	1				20	<1	13	<1	8	15	7
	Potassium	mg/L	1.2				35	<1	277	3	19	29	26
	Sodium	mg/L	1	200[#1]			4	4	6	12	44	37	2
	Sulphate	mg/L	1	250(SO4)[#15]	400[#3]		85.87	19.34	56.53	31.98	147.53	142.93	27.99
Phenolics	Total Phenols	µg/L	10				<10	<10	<10	<10	<10	<10	<10
Other	Electrical conductivity *(lab)	µS/cm	10				86	97	1325	228	292	245	199
	pH (Lab)	pH_Units	0.01	6.5-9.5[#1]	6-9(MAC)[#16]		8.29	8.69	8.15	7.66	7.71	7.58	7.53

Environmental Standards Comments

#1:Water Supply (Water Quality) Regulations 2016.
#2:Water Framework Directive (Standards and Classification) Directions (England and Wales) 2015
#3:Operational Targets and EQS. EA, April 2018
#4:Water Framework Directive (Standards & Classification) Directions (England & Wales) 2015. Dissolved fraction. Lowest criteria presented (<40mg/l of $CaCO_3$). See 'further assessment' if criteria exceeded and hardness ($CaCO_3$) data available.
#5:Water Framework Directive (Standards and Classification) Directions (England and Wales) 2015. Dissolved Fraction.
#6:Water Framework Directive (Standards and Classification) Directions (England and Wales) 2015. Dissolved Fraction. If hexavalent chromium (CrVI) data is available, a value of 4.7µg/l may be appropriate for the remaining trivalent chromium (CrIII).
#7:Operational Targets and EQS. EA, April 2018. Dissolved fraction.
#8:Water Framework Directive (Standards & Classification) Directions (England & Wales) 2015. Dissolved & bioavailable (bio) fraction plus background. M-BAT tool to assess: http://wfduk.org/resources/rivers-lakes-metal-bioavailability-assessment-tool-m-bat
#9:Water Framework Directive (Standards and Classification) Directions (England and Wales) 2015. Dissolved Fraction. MAC adopted in absence of AA value.
#10:Guidelines for Drinking-water Quality, 4th Edition. WHO, 2011. Informal value.
#11:Operational Targets and EQS. EA, April 2018. Lowest criteria presented (<200mg/l $CaCO_3$). See 'further assessment' values if criteria exceeded and hardness ($CaCO_3$) data available.
#12:Guidelines for Drinking-water Quality, 4th Edition. WHO, 2011. Based on taste rather than a formal guideline.
#13:Water Framework Directive (Standards and Classification) Directions (England and Wales) 2015. Indicator of 'good' status (90%ile) - Ammonia standard for lakes and rivers (total ammonia as nitrogen).
#14:Operational Targets and EQS. EA, April 2018. Dissolved fraction. Lowest criteria presented (<50 mg/l $CaCO_3$). See 'further assessment' values if criteria exceeded and hardness ($CaCO_3$) data available.
#15:Water Supply (Water Quality) Regulations 2016. As SO_4.
#16:Operational Targets and EQS. EA, April 2018. Maximum Allowable Concentration (MAC) adopted in absence of Annual Average (AA) value.

Legend

7	Result exceeds GAC
<50	Result MDL is greater than GAC
-	Determinand not analysed for in sample

Notes

With the exception of pH, where a result has been given as a range the sample has been tested for a determinand twice using two different methods

					Location_Code	WS08028	WS08028	WS08028	WS08038	WS08038	WS08038	WS08038
					Sample_Depth_Range (m)	0.4	1.44-1.64	4.24-4.54	0.05	0.4	1.2	3.8
					Sampled_Date_Time	08/10/2019	09/10/2019	09/10/2019	11/10/2019	11/10/2019	11/10/2019	11/10/2019
				UK Drinking Water Standards (GAC)	UK Freshwater EQS (GAC)							
Chem_Group	**ChemName**	**output unit**	**MDL**									
Metals	Antimony	µg/L	1	5[#1]		<1	<1	<1	1	<1	<1	<1
	Arsenic	µg/L	1	10[#1]	50[#2]	1	<1	<1	4	2	<1	<1
	Boron	µg/L	10	1000[#1]	2000[#3]	72	28	<10	101	82	77	24
	Cadmium	µg/L	0.05	5[#1]	0.08[#4]	<0.05	<0.05	<0.05	<1 - 0.07	<1 - 0.06	<0.05	<0.05
	Chromium (hexavalent)	µg/L	50		3.4[#5]	<50	<50	<50	<50	<50	<50	<50
	Chromium (Trivalent)	µg/L	50		4.7[#5]	<50	<50	<50	<50	<50	<50	<50
	Cobalt	µg/L	1		3[#7]	<1	<1	<1	<1	<1	<1	<1
	Copper	µg/L	1	2000[#1]	1(bio)[#8]	3	<1	<1	11	6	<1	<1
	Lead	µg/L	1	10[#1]	1.2(bio)[#8]	<1	<1	<1	9	5	<1	<1
	Mercury	µg/L	0.05	1[#1]	0.07(MAC)[#9]	<0.05	<0.05	<0.05	<0.05	<0.05	<0.05	<0.05
	Molybdenum	µg/L	1	70[#10]		2	<1	2	4	3	<1	3
	Nickel	µg/L	1	20[#1]	4(bio)[#8]	2	<1	<1	6	3	<1	<1
	Selenium	µg/L	1	10[#1]		<1	<1	<1	<1	<1	<1	<1
	Vanadium	µg/L	1		20[#11]	2	<1	<1	5	4	<1	<1
	Zinc	µg/L	1	3000[#12]	10.9(bio)[#8]	3	2	1	13	10	4	5
Inorganics	Ammoniacal Nitrogen as N	mg/L	0.02		0.6[#13]	<0.02	<0.02	<0.02	<0.02	0.07	<0.02	<0.02
	Calcium	mg/L	1			25	24	19	39	28	36	17
	Chloride	mg/L	1	250[#1]	250[#3]	2.81	6.63	5.51	13.21	5.43	2.59	2.07
	Cyanide (Free)	µg/L	5	50[#1]	1[#2]	<5	<5	<5	<5	<5	<5	<5
	Cyanide Total	µg/L	5	50[#1]	1[#2]	<5	<5	<5	<5	<5	<5	<5
	Fluoride	µg/L	100	1500[#1]	1000[#14]	580	410	150	940	1040	890	160
	Magnesium	mg/L	1			2	1	<1	4	6	2	<1
	Potassium	mg/L	1.2			10	<1	<1	24	13	<1	<1
	Sodium	mg/L	1	200[#1]		3	4	2	2	2	2	1
	Sulphate	mg/L	1	250(SO4)[#15]	400[#3]	7.24	12.85	4.72	29.51	38.92	22.08	5.3
Phenolics	Total Phenols	µg/L	10			<10	<10	<10	<10	<10	<10	<10
Other	Electrical conductivity *(lab)	µS/cm	10			193	174	127	332	192	255	132
	pH (Lab)	pH_Units	0.01	6.5-9.5[#1]	6-9(MAC)[#16]	7.63	7.69	7.71	6.83	6.82	6.8	6.83

Environmental Standards Comments

#1:Water Supply (Water Quality) Regulations 2016.
#2:Water Framework Directive (Standards and Classification) Directions (England and Wales) 2015
#3:Operational Targets and EQS. EA, April 2018
#4:Water Framework Directive (Standards & Classification) Directions (England & Wales) 2015. Dissolved fraction. Lowest criteria presented (<40mg/l of $CaCO_3$). See 'further assessment' if criteria exceeded and hardness ($CaCO_3$) data available.
#5:Water Framework Directive (Standards and Classification) Directions (England and Wales) 2015. Dissolved Fraction.
#6:Water Framework Directive (Standards and Classification) Directions (England and Wales) 2015. Dissolved Fraction. If hexavalent chromium (CrVI) data is available, a value of 4.7µg/l may be appropriate for the remaining trivalent chromium (CrIII).
#7:Operational Targets and EQS. EA, April 2018. Dissolved fraction.
#8:Water Framework Directive (Standards & Classification) Directions (England & Wales) 2015. Dissolved & bioavailable (bio) fraction plus background. M-BAT tool to assess: http://wfduk.org/resources/rivers-lakes-metal-bioavailability-assessment-tool-m-bat
#9:Water Framework Directive (Standards and Classification) Directions (England and Wales) 2015. Dissolved Fraction. MAC adopted in absence of AA value.
#10:Guidelines for Drinking-water Quality, 4th Edition. WHO, 2011. Informal value.
#11:Operational Targets and EQS. EA, April 2018. Lowest criteria presented (<200mg/l $CaCO_3$). See 'further assessment' values if criteria exceeded and hardness ($CaCO_3$) data available.
#12:Guidelines for Drinking-water Quality, 4th Edition. WHO, 2011. Based on taste rather than a formal guideline.
#13:Water Framework Directive (Standards and Classification) Directions (England and Wales) 2015. Indicator of 'good' status (90%ile) - Ammonia standard for lakes and rivers (total ammonia as nitrogen).
#14:Operational Targets and EQS. EA, April 2018. Dissolved fraction. Lowest criteria presented (<50 mg/l $CaCO_3$). See 'further assessment' values if criteria exceeded and hardness ($CaCO_3$) data available.
#15:Water Supply (Water Quality) Regulations 2016. As SO_4.
#16:Operational Targets and EQS. EA, April 2018. Maximum Allowable Concentration (MAC) adopted in absence of Annual Average (AA) value.

Legend

7	Result exceeds GAC
<50	Result MDL is greater than GAC
-	Determinand not analysed for in sample

Notes

With the exception of pH, where a result has been given as a range the sample has been tested for a determinand twice using two different methods

					Location_Code	WS09005	WS09008	WS09008	WS09008	WS09009	WS09009	WS09009
					Sample_Depth_Range (m)	0.4	0.05	0.4	1.35-1.58	0.05	0.8	1.77-1.95
					Sampled_Date_Time	02/10/2019	25/09/2019	25/09/2019	26/09/2019	25/09/2019	25/09/2019	26/09/2019
				UK Drinking Water Standards (GAC)	UK Freshwater EQS (GAC)							
Chem_Group	**ChemName**	**output unit**	**MDL**									
Metals	Antimony	µg/L	1	5[#1]		4	3	2	<1	3	<1	<1
	Arsenic	µg/L	1	10[#1]	50[#2]	12	10	6	2	13	2	3
	Boron	µg/L	10	1000[#1]	2000[#3]	58	97	89	83	75	31	29
	Cadmium	µg/L	0.05	5[#1]	0.08[#4]	<1 - 0.32	<1 - 0.41	<1 - 0.37	<0.05	<1 - 0.06	<0.05	<1 - 0.07
	Chromium (hexavalent)	µg/L	50		3.4[#5]	<50	<50	<50	<50	<50	<50	<50
	Chromium (Trivalent)	µg/L	50		4.7[#5]	<50	<50	<50	<50	<50	<50	<50
	Cobalt	µg/L	1		3[#7]	<1	<1	1	<1	<1	<1	3
	Copper	µg/L	1	2000[#1]	1(bio)[#8]	26	35	32	3	18	3	3
	Lead	µg/L	1	10[#1]	1.2(bio)[#8]	37	61	50	3	16	3	5
	Mercury	µg/L	0.05	1[#1]	0.07(MAC)[#9]	<0.05	<0.05	<0.05	<0.05	<0.05	<0.05	<0.05
	Molybdenum	µg/L	1	70[#10]		<1	<1	<1	<1	4	2	<1
	Nickel	µg/L	1	20[#1]	4(bio)[#8]	8	12	13	2	4	1	4
	Selenium	µg/L	1	10[#1]		<1	<1	<1	<1	<1	<1	<1
	Vanadium	µg/L	1		20[#11]	22	18	17	4	16	3	8
	Zinc	µg/L	1	3000[#12]	10.9(bio)[#8]	58	92	87	6	19	7	12
Inorganics	Ammoniacal Nitrogen as N	mg/L	0.02		0.6[#13]	0.09	0.04	0.07	<0.02	0.02	<0.02	<0.02
	Calcium	mg/L	1			19	25	30	17	23	19	17
	Chloride	mg/L	1	250[#1]	250[#3]	5.85	11.19	6.09	<1	4.78	1.04	<1
	Cyanide (Free)	µg/L	5	50[#1]	1[#2]	<5	<5	<5	<5	<5	<5	<5
	Cyanide Total	µg/L	5	50[#1]	1[#2]	<5	<5	<5	<5	<5	<5	<5
	Fluoride	µg/L	100	1500[#1]	1000[#14]	610	970	930	360	830	500	490
	Magnesium	mg/L	1			16	22	31	9	4	3	13
	Potassium	mg/L	1.2			27	41	50	13	8	4	18
	Sodium	mg/L	1	200[#1]		3	16	5	3	3	2	2
	Sulphate	mg/L	1	250(SO4)[#15]	400[#3]	34.82	23.54	36.32	5.79	13.93	10.2	5.58
Phenolics	Total Phenols	µg/L	10			<10	<10	<10	<10	<10	<10	<10
Other	Electrical conductivity *(lab)	µS/cm	10			85	158	75	96	156	107	52
	pH (Lab)	pH Units	0.01	6.5-9.5[#1]	6-9(MAC)[#16]	6.79	7.27	6.97	7.37	7.19	7.28	7.8

Environmental Standards Comments

#1:Water Supply (Water Quality) Regulations 2016.
#2:Water Framework Directive (Standards and Classification) Directions (England and Wales) 2015
#3:Operational Targets and EQS. EA, April 2018
#4:Water Framework Directive (Standards & Classification) Directions (England & Wales) 2015. Dissolved fraction. Lowest criteria presented (<40mg/l of $CaCO_3$). See 'further assessment' if criteria exceeded and hardness ($CaCO_3$) data available.
#5:Water Framework Directive (Standards and Classification) Directions (England and Wales) 2015. Dissolved Fraction.
#6:Water Framework Directive (Standards and Classification) Directions (England and Wales) 2015. Dissolved Fraction. If hexavalent chromium (CrVI) data is available, a value of 4.7µg/l may be appropriate for the remaining trivalent chromium (CrIII).
#7:Operational Targets and EQS. EA, April 2018. Dissolved fraction.
#8:Water Framework Directive (Standards & Classification) Directions (England & Wales) 2015. Dissolved & bioavailable (bio) fraction plus background. M-BAT tool to assess: http://wfduk.org/resources/rivers-lakes-metal-bioavailability-assessment-tool-m-bat
#9:Water Framework Directive (Standards and Classification) Directions (England and Wales) 2015. Dissolved Fraction. MAC adopted in absence of AA value.
#10:Guidelines for Drinking-water Quality, 4th Edition. WHO, 2011. Informal value.
#11:Operational Targets and EQS. EA, April 2018. Lowest criteria presented (<200mg/l $CaCO_3$). See 'further assessment' values if criteria exceeded and hardness ($CaCO_3$) data available.
#12:Guidelines for Drinking-water Quality, 4th Edition. WHO, 2011. Based on taste rather than a formal guideline.
#13:Water Framework Directive (Standards and Classification) Directions (England and Wales) 2015. Indicator of 'good' status (90%ile) - Ammonia standard for lakes and rivers (total ammonia as nitrogen).
#14:Operational Targets and EQS. EA, April 2018. Dissolved fraction. Lowest criteria presented (<50 mg/l $CaCO_3$). See 'further assessment' values if criteria exceeded and hardness ($CaCO_3$) data available.
#15:Water Supply (Water Quality) Regulations 2016. As SO_4.
#16:Operational Targets and EQS. EA, April 2018. Maximum Allowable Concentration (MAC) adopted in absence of Annual Average (AA) value.

Legend

7	Result exceeds GAC
<50	Result MDL is greater than GAC
-	Determinand not analysed for in sample

Notes

With the exception of pH, where a result has been given as a range the sample has been tested for a determinand twice using two different methods

					Location_Code	WS09010	WS09010	WS09010	WS09010	WS09011	WS09011	WS09012
					Sample_Depth_Range (m)	0.05	0.35	2.08-2.22	3.55-3.85	0.05	0.7	0.05
					Sampled_Date_Time	24/09/2019	24/09/2019	25/09/2019	25/09/2019	14/10/2019	14/10/2019	24/09/2019
				UK Drinking Water Standards (GAC)	UK Freshwater EQS (GAC)							
Chem_Group	**ChemName**	**output unit**	**MDL**									
Metals	Antimony	µg/L	1	5[#1]		1	<1	<1	<1	1	<1	4
	Arsenic	µg/L	1	10[#1]	50[#2]	3	4	<1	<1	5	1	12
	Boron	µg/L	10	1000[#1]	2000[#3]	84	137	44	25	60	70	75
	Cadmium	µg/L	0.05	5[#1]	0.08[#4]	<0.05	<0.05	<0.05	<0.05	<1 - 0.12	<0.05	<0.05
	Chromium (hexavalent)	µg/L	50		3.4[#5]	<50	<50	<50	<50	<50	<50	<50
	Chromium (Trivalent)	µg/L	50		4.7[#5]	<50	<50	<50	<50	<50	<50	<50
	Cobalt	µg/L	1		3[#7]	<1	<1	<1	<1	<1	<1	<1
	Copper	µg/L	1	2000[#1]	1(bio)[#8]	7	5	<1	<1	17	3	19
	Lead	µg/L	1	10[#1]	1.2(bio)[#8]	6	4	<1	<1	17	2	12
	Mercury	µg/L	0.05	1[#1]	0.07(MAC)[#9]	<0.1 - 0.07	<0.1 - 0.07	<0.1 - 0.05	<0.05	3.8 - 3.84	<0.05	<0.05
	Molybdenum	µg/L	1	70[#10]		7	1	<1	<1	<1	2	5
	Nickel	µg/L	1	20[#1]	4(bio)[#8]	8	12	<1	<1	5	1	3
	Selenium	µg/L	1	10[#1]		1	<1	<1	<1	<1	<1	<1
	Vanadium	µg/L	1		20[#11]	3	3	<1	<1	8	2	21
	Zinc	µg/L	1	3000[#12]	10.9(bio)[#8]	11	5	5	2	26	6	19
Inorganics	Ammoniacal Nitrogen as N	mg/L	0.02		0.6[#13]	<0.02	0.52	<0.02	<0.02	0.06	<0.02	0.04
	Calcium	mg/L	1			37	56	32	40	29	18	21
	Chloride	mg/L	1	250[#1]	250[#3]	1.85	12.3	2.57	7.05	7.04	1.77	<1
	Cyanide (Free)	µg/L	5	50[#1]	1[#2]	<5	<5	<5	<5	<5	<5	<5
	Cyanide Total	µg/L	5	50[#1]	1[#2]	<5	<5	<5	<5	<5	<5	<5
	Fluoride	µg/L	100	1500[#1]	1000[#14]	1170	950	530	210	490	680	850
	Magnesium	mg/L	1			4	8	2	3	8	2	3
	Potassium	mg/L	1.2			4	6	<1	<1	14	6	19
	Sodium	mg/L	1	200[#1]		3	8	5	6	2	3	2
	Sulphate	mg/L	1	250(SO4)[#15]	400[#3]	12.46	62.58	22.69	42.53	33.45	7.55	3.79
Phenolics	Total Phenols	µg/L	10			<10	<10	<10	<10	<10	<10	<10
Other	Electrical conductivity *(lab)	µS/cm	10			228	368	233	304	180	150	204
	pH (Lab)	pH Units	0.01	6.5-9.5[#1]	6-9(MAC)[#16]	7.59	7.7	7.73	7.64	6.87	7.28	7.22

Environmental Standards Comments

#1:Water Supply (Water Quality) Regulations 2016.
#2:Water Framework Directive (Standards and Classification) Directions (England and Wales) 2015
#3:Operational Targets and EQS. EA, April 2018
#4:Water Framework Directive (Standards & Classification) Directions (England & Wales) 2015. Dissolved fraction. Lowest criteria presented (<40mg/l of $CaCO_3$). See 'further assessment' if criteria exceeded and hardness ($CaCO_3$) data available.
#5:Water Framework Directive (Standards and Classification) Directions (England and Wales) 2015. Dissolved Fraction.
#6:Water Framework Directive (Standards and Classification) Directions (England and Wales) 2015. Dissolved Fraction. If hexavalent chromium (CrVI) data is available, a value of 4.7µg/l may be appropriate for the remaining trivalent chromium (CrIII).
#7:Operational Targets and EQS. EA, April 2018. Dissolved fraction.
#8:Water Framework Directive (Standards & Classification) Directions (England & Wales) 2015. Dissolved & bioavailable (bio) fraction plus background. M-BAT tool to assess: http://wfduk.org/resources/rivers-lakes-metal-bioavailability-assessment-tool-m-bat
#9:Water Framework Directive (Standards and Classification) Directions (England and Wales) 2015. Dissolved Fraction. MAC adopted in absence of AA value.
#10:Guidelines for Drinking-water Quality, 4th Edition. WHO, 2011. Informal value.
#11:Operational Targets and EQS. EA, April 2018. Lowest criteria presented (<200mg/l $CaCO_3$). See 'further assessment' values if criteria exceeded and hardness ($CaCO_3$) data available.
#12:Guidelines for Drinking-water Quality, 4th Edition. WHO, 2011. Based on taste rather than a formal guideline.
#13:Water Framework Directive (Standards and Classification) Directions (England and Wales) 2015. Indicator of 'good' status (90%ile) - Ammonia standard for lakes and rivers (total ammonia as nitrogen).
#14:Operational Targets and EQS. EA, April 2018. Dissolved fraction. Lowest criteria presented (<50 mg/l $CaCO_3$). See 'further assessment' values if criteria exceeded and hardness ($CaCO_3$) data available.
#15:Water Supply (Water Quality) Regulations 2016. As SO_4.
#16:Operational Targets and EQS. EA, April 2018. Maximum Allowable Concentration (MAC) adopted in absence of Annual Average (AA) value.

Legend

7	Result exceeds GAC
<50	Result MDL is greater than GAC
-	Determinand not analysed for in sample

Notes

With the exception of pH, where a result has been given as a range the sample has been tested for a determinand twice using two different methods

					Location_Code	WS09012	WS09013	WS09013	WS09013	WS10002	WS10002	WS10002
					Sample_Depth_Range (m)	0.45	0.05	1.37-1.64	2.7-3	0.05	0.4	0.8
					Sampled_Date_Time	24/09/2019	02/10/2019	03/10/2019	03/10/2019	04/10/2019	04/10/2019	04/10/2019
				UK Drinking Water Standards (GAC)	UK Freshwater EQS (GAC)							
Chem_Group	ChemName	output unit	MDL									
Metals	Antimony	µg/L	1	5[#1]		1	4	<1	<1	1	<1	<1
	Arsenic	µg/L	1	10[#1]	50[#2]	6	21	4	6	2	<1	<1
	Boron	µg/L	10	1000[#1]	2000[#3]	60	88	150	46	52	43	37
	Cadmium	µg/L	0.05	5[#1]	0.08[#4]	<1 - 0.32	<1 - 0.36	<1 - 0.33	<0.05	<0.05	<0.05	<0.05
	Chromium (hexavalent)	µg/L	50		3.4[#5]	<50	<50	<50	<50	<50	<50	<50
	Chromium (Trivalent)	µg/L	50		4.7[#5]	<50	<50	<50	<50	<50	<50	<50
	Cobalt	µg/L	1		3[#7]	2	1	9	2	<1	<1	<1
	Copper	µg/L	1	2000[#1]	1(bio)[#8]	30	22	8	1	6	1	<1
	Lead	µg/L	1	10[#1]	1.2(bio)[#8]	52	47	10	2	<1	<1	<1
	Mercury	µg/L	0.05	1[#1]	0.07(MAC)[#9]	<0.1 - 0.08	<0.05	<0.05	<0.05	<0.1 - 0.09	<0.05	<0.05
	Molybdenum	µg/L	1	70[#10]		1	6	<1	<1	4	2	<1
	Nickel	µg/L	1	20[#1]	4(bio)[#8]	10	8	5	3	2	<1	<1
	Selenium	µg/L	1	10[#1]		<1	1	8	<1	<1	<1	<1
	Vanadium	µg/L	1		20[#11]	32	28	7	2	4	<1	<1
	Zinc	µg/L	1	3000[#12]	10.9(bio)[#8]	62	55	7	5	4	5	2
Inorganics	Ammoniacal Nitrogen as N	mg/L	0.02		0.6[#13]	0.2	0.03	0.06	<0.02	<0.02	<0.02	<0.02
	Calcium	mg/L	1			21	46	42	44	46	23	18
	Chloride	mg/L	1	250[#1]	250[#3]	9.19	21.83	13.91	28.18	5.58	2.83	2.9
	Cyanide (Free)	µg/L	5	50[#1]	1[#2]	<5	<5	<5	<5	<5	<5	<5
	Cyanide Total	µg/L	5	50[#1]	1[#2]	6	<5	<5	<5	<5	<5	<5
	Fluoride	µg/L	100	1500[#1]	1000[#14]	570	810	730	430	880	490	870
	Magnesium	mg/L	1			18	11	2	1	2	1	<1
	Potassium	mg/L	1.2			37	53	<1	<1	5	<1	1
	Sodium	mg/L	1	200[#1]		3	4	8	9	5	4	3
	Sulphate	mg/L	1	250(SO4)[#15]	400[#3]	90.59	18.17	51.49	41.53	8.16	5.92	11.71
Phenolics	Total Phenols	µg/L	10			<10	<10	<10	<10	<10	<10	<10
Other	Electrical conductivity *(lab)	µS/cm	10			90	374	316	318	324	171	126
	pH (Lab)	pH Units	0.01	6.5-9.5[#1]	6-9(MAC)[#16]	7.18	7.57	7.04	7.57	7.97	7.11	7.24

Environmental Standards Comments

#1:Water Supply (Water Quality) Regulations 2016.
#2:Water Framework Directive (Standards and Classification) Directions (England and Wales) 2015
#3:Operational Targets and EQS. EA, April 2018
#4:Water Framework Directive (Standards & Classification) Directions (England & Wales) 2015. Dissolved fraction. Lowest criteria presented (<40mg/l of $CaCO_3$). See 'further assessment' if criteria exceeded and hardness ($CaCO_3$) data available.
#5:Water Framework Directive (Standards and Classification) Directions (England and Wales) 2015. Dissolved Fraction.
#6:Water Framework Directive (Standards and Classification) Directions (England and Wales) 2015. Dissolved Fraction. If hexavalent chromium (CrVI) data is available, a value of 4.7µg/l may be appropriate for the remaining trivalent chromium (CrIII).
#7:Operational Targets and EQS. EA, April 2018. Dissolved fraction.
#8:Water Framework Directive (Standards & Classification) Directions (England & Wales) 2015. Dissolved & bioavailable (bio) fraction plus background. M-BAT tool to assess: http://wfduk.org/resources/rivers-lakes-metal-bioavailability-assessment-tool-m-bat
#9:Water Framework Directive (Standards and Classification) Directions (England and Wales) 2015. Dissolved Fraction. MAC adopted in absence of AA value.
#10:Guidelines for Drinking-water Quality, 4th Edition. WHO, 2011. Informal value.
#11:Operational Targets and EQS. EA, April 2018. Lowest criteria presented (<200mg/l $CaCO_3$). See 'further assessment' values if criteria exceeded and hardness ($CaCO_3$) data available.
#12:Guidelines for Drinking-water Quality, 4th Edition. WHO, 2011. Based on taste rather than a formal guideline.
#13:Water Framework Directive (Standards and Classification) Directions (England and Wales) 2015. Indicator of 'good' status (90%ile) - Ammonia standard for lakes and rivers (total ammonia as nitrogen).
#14:Operational Targets and EQS. EA, April 2018. Dissolved fraction. Lowest criteria presented (<50 mg/l $CaCO_3$). See 'further assessment' values if criteria exceeded and hardness ($CaCO_3$) data available.
#15:Water Supply (Water Quality) Regulations 2016. As SO_4.
#16:Operational Targets and EQS. EA, April 2018. Maximum Allowable Concentration (MAC) adopted in absence of Annual Average (AA) value.

Legend

7	Result exceeds GAC
<50	Result MDL is greater than GAC
-	Determinand not analysed for in sample

Notes

With the exception of pH, where a result has been given as a range the sample has been tested for a determinand twice using two different methods

					Location_Code	WS10002	WS10003	WS10003	WS10003	WS10006	WS10006	WS11001
					Sample_Depth_Range (m)	1.2-1.51	0.05	0.4	1.2-1.41	0.5	1.41-1.6	0.05
					Sampled_Date_Time	07/10/2019	04/10/2019	04/10/2019	07/10/2019	30/09/2019	02/10/2019	01/10/2019
				UK Drinking Water Standards (GAC)	UK Freshwater EQS (GAC)							
Chem_Group	**ChemName**	**output unit**	**MDL**									
Metals	Antimony	µg/L	1	5[#1]		<1	1	<1	<1	<1	<1	2
	Arsenic	µg/L	1	10[#1]	50[#2]	<1	5	1	<1	<1	<1	5
	Boron	µg/L	10	1000[#1]	2000[#3]	25	37	30	42	24	26	63
	Cadmium	µg/L	0.05	5[#1]	0.08[#4]	<0.05	<0.05	<0.05	<0.05	<0.05	<0.05	<0.05
	Chromium (hexavalent)	µg/L	50		3.4[#5]	<50	<50	<50	<50	<50	<50	<50
	Chromium (Trivalent)	µg/L	50		4.7[#5]	<50	<50	<50	<50	<50	<50	<50
	Cobalt	µg/L	1		3[#7]	<1	<1	<1	<1	<1	<1	<1
	Copper	µg/L	1	2000[#1]	1(bio)[#8]	<1	4	3	1	3	1	7
	Lead	µg/L	1	10[#1]	1.2(bio)[#8]	<1	2	<1	1	1	<1	2
	Mercury	µg/L	0.05	1[#1]	0.07(MAC)[#9]	<0.05	<0.05	<0.05	<0.05	<0.05	<0.05	<0.05
	Molybdenum	µg/L	1	70[#10]		<1	3	5	<1	1	<1	8
	Nickel	µg/L	1	20[#1]	4(bio)[#8]	<1	1	1	<1	2	1	2
	Selenium	µg/L	1	10[#1]		<1	<1	<1	<1	<1	<1	<1
	Vanadium	µg/L	1		20[#11]	1	6	2	<1	<1	<1	6
	Zinc	µg/L	1	3000[#12]	10.9(bio)[#8]	1	6	4	2	4	9	5
Inorganics	Ammoniacal Nitrogen as N	mg/L	0.02		0.6[#13]	<0.02	<0.02	0.02	<0.02	<0.02	<0.02	0.02
	Calcium	mg/L	1			9	26	24	11	53	52	44
	Chloride	mg/L	1	250[#1]	250[#3]	2.63	7.61	2.77	3.05	5.72	5.9	5.01
	Cyanide (Free)	µg/L	5	50[#1]	1[#2]	<5	<5	<5	<5	<5	<5	<5
	Cyanide Total	µg/L	5	50[#1]	1[#2]	<5	<5	<5	<5	<5	<5	<5
	Fluoride	µg/L	100	1500[#1]	1000[#14]	610	1210	1510	390	1380	470	1590
	Magnesium	mg/L	1			2	1	1	<1	1	<1	3
	Potassium	mg/L	1.2			2	2	2	1	<1	3	14
	Sodium	mg/L	1	200[#1]		2	5	3	4	4	5	3
	Sulphate	mg/L	1	250(SO4)[#15]	400[#3]	10.31	10.95	12.16	2.76	50.61	79.97	29.33
Phenolics	Total Phenols	µg/L	10			<10	<10	<10	<10	<10	<10	<10
Other	Electrical conductivity *(lab)	µS/cm	10			61	191	171	82	304	334	294
	pH (Lab)	pH_Units	0.01	6.5-9.5[#1]	6-9(MAC)[#16]	7.21	7.57	7.6	7.2	7.94	8.12	7.62

Environmental Standards Comments

#1:Water Supply (Water Quality) Regulations 2016.
#2:Water Framework Directive (Standards and Classification) Directions (England and Wales) 2015
#3:Operational Targets and EQS. EA, April 2018
#4:Water Framework Directive (Standards & Classification) Directions (England & Wales) 2015. Dissolved fraction. Lowest criteria presented (<40mg/l of $CaCO_3$). See 'further assessment' if criteria exceeded and hardness ($CaCO_3$) data available.
#5:Water Framework Directive (Standards and Classification) Directions (England and Wales) 2015. Dissolved Fraction.
#6:Water Framework Directive (Standards and Classification) Directions (England and Wales) 2015. Dissolved Fraction. If hexavalent chromium (CrVI) data is available, a value of 4.7µg/l may be appropriate for the remaining trivalent chromium (CrIII).
#7:Operational Targets and EQS. EA, April 2018. Dissolved fraction.
#8:Water Framework Directive (Standards & Classification) Directions (England & Wales) 2015. Dissolved & bioavailable (bio) fraction plus background. M-BAT tool to assess: http://wfduk.org/resources/rivers-lakes-metal-bioavailability-assessment-tool-m-bat
#9:Water Framework Directive (Standards and Classification) Directions (England and Wales) 2015. Dissolved Fraction. MAC adopted in absence of AA value.
#10:Guidelines for Drinking-water Quality, 4th Edition. WHO, 2011. Informal value.
#11:Operational Targets and EQS. EA, April 2018. Lowest criteria presented (<200mg/l $CaCO_3$). See 'further assessment' values if criteria exceeded and hardness ($CaCO_3$) data available.
#12:Guidelines for Drinking-water Quality, 4th Edition. WHO, 2011. Based on taste rather than a formal guideline.
#13:Water Framework Directive (Standards and Classification) Directions (England and Wales) 2015. Indicator of 'good' status (90%ile) - Ammonia standard for lakes and rivers (total ammonia as nitrogen).
#14:Operational Targets and EQS. EA, April 2018. Dissolved fraction. Lowest criteria presented (<50 mg/l $CaCO_3$). See 'further assessment' values if criteria exceeded and hardness ($CaCO_3$) data available.
#15:Water Supply (Water Quality) Regulations 2016. As SO_4.
#16:Operational Targets and EQS. EA, April 2018. Maximum Allowable Concentration (MAC) adopted in absence of Annual Average (AA) value.

Legend

7	Result exceeds GAC
<50	Result MDL is greater than GAC
-	Determinand not analysed for in sample

Notes

With the exception of pH, where a result has been given as a range the sample has been tested for a determinand twice using two different methods

					Location_Code	WS11001	WS11001	WS11002	WS11002	WS11002	WS11005	WS11005
					Sample_Depth_Range (m)	0.7	1.5-1.7	0.5	1.1	2.54-2.65	0.05	0.4
					Sampled_Date_Time	01/10/2019	02/10/2019	30/09/2019	30/09/2019	01/10/2019	27/09/2019	27/09/2019
Chem_Group	ChemName	output unit	MDL	UK Drinking Water Standards (GAC)	UK Freshwater EQS (GAC)							
Metals	Antimony	µg/L	1	5[#1]		<1	<1	<1	<1	<1	1	<1
	Arsenic	µg/L	1	10[#1]	50[#2]	<1	<1	4	<1	<1	3	<1
	Boron	µg/L	10	1000[#1]	2000[#3]	52	30	256	113	14	97	60
	Cadmium	µg/L	0.05	5[#1]	0.08[#4]	<0.05	<0.05	<1 - 0.47	<1 - 0.21	<1 - 0.06	<1 - 0.17	<0.05
	Chromium (hexavalent)	µg/L	50		3.4[#5]	<50	<50	<50	<50	<50	<50	<50
	Chromium (Trivalent)	µg/L	50		4.7[#5]	<50	<50	<50	<50	<50	<50	<50
	Cobalt	µg/L	1		3[#7]	<1	<1	4	3	4	<1	<1
	Copper	µg/L	1	2000[#1]	1(bio)[#8]	2	<1	29	6	2	9	<1
	Lead	µg/L	1	10[#1]	1.2(bio)[#8]	<1	<1	11	3	2	8	<1
	Mercury	µg/L	0.05	1[#1]	0.07(MAC)[#9]	<0.05	<0.05	<0.05	<0.05	<0.05	<0.05	<0.05
	Molybdenum	µg/L	1	70[#10]		2	<1	<1	<1	<1	<1	<1
	Nickel	µg/L	1	20[#1]	4(bio)[#8]	<1	<1	43	10	6	4	<1
	Selenium	µg/L	1	10[#1]		<1	<1	<1	<1	<1	<1	<1
	Vanadium	µg/L	1		20[#11]	<1	1	18	<1	<1	7	<1
	Zinc	µg/L	1	3000[#12]	10.9(bio)[#8]	3	3	177	48	31	13	3
Inorganics	Ammoniacal Nitrogen as N	mg/L	0.02		0.6[#13]	0.02	<0.02	0.32	0.83	<0.02	0.05	<0.02
	Calcium	mg/L	1			31	23	26	30	5	23	25
	Chloride	mg/L	1	250[#1]	250[#3]	2.46	2.9	13.55	27.58	1.7	12.25	<1
	Cyanide (Free)	µg/L	5	50[#1]	1[#2]	<5	<5	<5	<5	<5	<5	<5
	Cyanide Total	µg/L	5	50[#1]	1[#2]	<5	<5	6	<5	<5	<5	<5
	Fluoride	µg/L	100	1500[#1]	1000[#14]	1000	1060	880	240	<100	720	510
	Magnesium	mg/L	1			2	<1	6	2	<1	6	<1
	Potassium	mg/L	1.2			4	<1	8	4	2	12	<1
	Sodium	mg/L	1	200[#1]		2	3	14	7	1	3	2
	Sulphate	mg/L	1	250(SO4)[#15]	400[#3]	14.76	3.76	42.93	57.2	15.41	49.21	4.89
Phenolics	Total Phenols	µg/L	10			<10	<10	<10	<10	<10	<10	<10
Other	Electrical conductivity *(lab)	µS/cm	10			188	146	147	264	58	172	158
	pH (Lab)	pH_Units	0.01	6.5-9.5[#1]	6-9(MAC)[#16]	7.63	7.74	6.39	4.39	6.17	6.92	7.45

Environmental Standards Comments

#1:Water Supply (Water Quality) Regulations 2016.
#2:Water Framework Directive (Standards and Classification) Directions (England and Wales) 2015
#3:Operational Targets and EQS. EA, April 2018
#4:Water Framework Directive (Standards & Classification) Directions (England & Wales) 2015. Dissolved fraction. Lowest criteria presented (<40mg/l of $CaCO_3$). See 'further assessment' if criteria exceeded and hardness ($CaCO_3$) data available.
#5:Water Framework Directive (Standards and Classification) Directions (England and Wales) 2015. Dissolved Fraction.
#6:Water Framework Directive (Standards and Classification) Directions (England and Wales) 2015. Dissolved Fraction. If hexavalent chromium (CrVI) data is available, a value of 4.7µg/l may be appropriate for the remaining trivalent chromium (CrIII).
#7:Operational Targets and EQS. EA, April 2018. Dissolved fraction.
#8:Water Framework Directive (Standards & Classification) Directions (England & Wales) 2015. Dissolved & bioavailable (bio) fraction plus background. M-BAT tool to assess: http://wfduk.org/resources/rivers-lakes-metal-bioavailability-assessment-tool-m-bat
#9:Water Framework Directive (Standards and Classification) Directions (England and Wales) 2015. Dissolved Fraction. MAC adopted in absence of AA value.
#10:Guidelines for Drinking-water Quality, 4th Edition. WHO, 2011. Informal value.
#11:Operational Targets and EQS. EA, April 2018. Lowest criteria presented (<200mg/l $CaCO_3$). See 'further assessment' values if criteria exceeded and hardness ($CaCO_3$) data available.
#12:Guidelines for Drinking-water Quality, 4th Edition. WHO, 2011. Based on taste rather than a formal guideline.
#13:Water Framework Directive (Standards and Classification) Directions (England and Wales) 2015. Indicator of 'good' status (90%ile) - Ammonia standard for lakes and rivers (total ammonia as nitrogen).
#14:Operational Targets and EQS. EA, April 2018. Dissolved fraction. Lowest criteria presented (<50 mg/l $CaCO_3$). See 'further assessment' values if criteria exceeded and hardness ($CaCO_3$) data available.
#15:Water Supply (Water Quality) Regulations 2016. As SO_4.
#16:Operational Targets and EQS. EA, April 2018. Maximum Allowable Concentration (MAC) adopted in absence of Annual Average (AA) value.

Legend

7	Result exceeds GAC
<50	Result MDL is greater than GAC
-	Determinand not analysed for in sample

Notes

With the exception of pH, where a result has been given as a range the sample has been tested for a determinand twice using two different methods

					Location_Code	WS11005	WS11008	WS11008	WS12004	WS12004	WS12004	WS12004
					Sample_Depth_Range (m)	1.5-1.75	0.05	1.23-1.35	0.05-1.32	0.45-2	0.95-3.49	2.69-2.86
					Sampled_Date_Time	30/09/2019	13/09/2019	17/09/2019	19/09/2019	19/09/2019	19/09/2019	23/09/2019
				UK Drinking Water Standards (GAC)	UK Freshwater EQS (GAC)							
Chem_Group	**ChemName**	**output unit**	**MDL**									
Metals	Antimony	µg/L	1	5[#1]		<1	1	<1	2	<1	<1	<1
	Arsenic	µg/L	1	10[#1]	50[#2]	<1	11	4	9	2	3	1
	Boron	µg/L	10	1000[#1]	2000[#3]	23	81	44	36	44	51	<10
	Cadmium	µg/L	0.05	5[#1]	0.08[#4]	<0.05	<1	<1	<1	<1	<1	<1
	Chromium (hexavalent)	µg/L	50		3.4[#5]	<50	<50	<100	<50	<50	<50	<50
	Chromium (Trivalent)	µg/L	50		4.7[#5]	<50	<50	<100	<50	<50	<50	<50
	Cobalt	µg/L	1		3[#7]	<1	<1	2	<1	<1	1	1
	Copper	µg/L	1	2000[#1]	1(bio)[#8]	<1	17	12	9	13	21	2
	Lead	µg/L	1	10[#1]	1.2(bio)[#8]	<1	8	6	5	7	9	2
	Mercury	µg/L	0.05	1[#1]	0.07(MAC)[#9]	<0.05	<0.1	<0.1	<0.1	<0.1	<0.1	<0.1
	Molybdenum	µg/L	1	70[#10]		<1	5	<1	4	2	<1	<1
	Nickel	µg/L	1	20[#1]	4(bio)[#8]	<1	6	14	2	3	4	1
	Selenium	µg/L	1	10[#1]		<1	<1	2	<1	<1	<1	<1
	Vanadium	µg/L	1		20[#11]	<1	16	11	9	8	15	2
	Zinc	µg/L	1	3000[#12]	10.9(bio)[#8]	5	22	31	12	19	31	6
Inorganics	Ammoniacal Nitrogen as N	mg/L	0.02		0.6[#13]	<0.02	0.02	0.11	<0.02	0.1	0.27	0.15
	Calcium	mg/L	1			25	28	31	29	28	43	6
	Chloride	mg/L	1	250[#1]	250[#3]	<1	19.03	21.58	11.79	8.25	3.19	2.45
	Cyanide (Free)	µg/L	5	50[#1]	1[#2]	<5	<5	<5	<5	<5	<5	<5
	Cyanide Total	µg/L	5	50[#1]	1[#2]	<5	<5	<5	<5	<5	6	<5
	Fluoride	µg/L	100	1500[#1]	1000[#14]	380	590	<100	1160	730	700	380
	Magnesium	mg/L	1			<1	6	49	3	15	23	5
	Potassium	mg/L	1.2			<1	30	70	14	29	37	7
	Sodium	mg/L	1	200[#1]		3	3	6	3	4	6	2
	Sulphate	mg/L	1	250(SO4)[#15]	400[#3]	4.24	17.94	153.46	12.01	82.83	24.75	30.68
Phenolics	Total Phenols	µg/L	10			<10	<10	<10	<10	<10	<10	<10
Other	Electrical conductivity *(lab)	µS/cm	10			165	240	120	198	120	147	39
	pH (Lab)	pH_Units	0.01	6.5-9.5[#1]	6-9(MAC)[#16]	7.45	7.47	6.6	7	6.97	6.85	7.45

Environmental Standards Comments

#1:Water Supply (Water Quality) Regulations 2016.
#2:Water Framework Directive (Standards and Classification) Directions (England and Wales) 2015
#3:Operational Targets and EQS. EA, April 2018
#4:Water Framework Directive (Standards & Classification) Directions (England & Wales) 2015. Dissolved fraction. Lowest criteria presented (<40mg/l of $CaCO_3$). See 'further assessment' if criteria exceeded and hardness ($CaCO_3$) data available.
#5:Water Framework Directive (Standards and Classification) Directions (England and Wales) 2015. Dissolved Fraction.
#6:Water Framework Directive (Standards and Classification) Directions (England and Wales) 2015. Dissolved Fraction. If hexavalent chromium (CrVI) data is available, a value of 4.7µg/l may be appropriate for the remaining trivalent chromium (CrIII).
#7:Operational Targets and EQS. EA, April 2018. Dissolved fraction.
#8:Water Framework Directive (Standards & Classification) Directions (England & Wales) 2015. Dissolved & bioavailable (bio) fraction plus background. M-BAT tool to assess: http://wfduk.org/resources/rivers-lakes-metal-bioavailability-assessment-tool-m-bat
#9:Water Framework Directive (Standards and Classification) Directions (England and Wales) 2015. Dissolved Fraction. MAC adopted in absence of AA value.
#10:Guidelines for Drinking-water Quality, 4th Edition. WHO, 2011. Informal value.
#11:Operational Targets and EQS. EA, April 2018. Lowest criteria presented (<200mg/l $CaCO_3$). See 'further assessment' values if criteria exceeded and hardness ($CaCO_3$) data available.
#12:Guidelines for Drinking-water Quality, 4th Edition. WHO, 2011. Based on taste rather than a formal guideline.
#13:Water Framework Directive (Standards and Classification) Directions (England and Wales) 2015. Indicator of 'good' status (90%ile) - Ammonia standard for lakes and rivers (total ammonia as nitrogen).
#14:Operational Targets and EQS. EA, April 2018. Dissolved fraction. Lowest criteria presented (<50 mg/l $CaCO_3$). See 'further assessment' values if criteria exceeded and hardness ($CaCO_3$) data available.
#15:Water Supply (Water Quality) Regulations 2016. As SO_4.
#16:Operational Targets and EQS. EA, April 2018. Maximum Allowable Concentration (MAC) adopted in absence of Annual Average (AA) value.

Legend

7	Result exceeds GAC
<50	Result MDL is greater than GAC
-	Determinand not analysed for in sample

Notes

With the exception of pH, where a result has been given as a range the sample has been tested for a determinand twice using two different methods

					Location_Code	WS12004	WS12005	WS12005	WS12006	WS12006	WS12006	WS12007
					Sample_Depth_Range (m)	3.48-3.7	0.05	1.1	0.05	1.2-1.29	2.62-2.77	0.05
					Sampled_Date_Time	23/09/2019	03/10/2019	03/10/2019	12/09/2019	13/09/2019	13/09/2019	13/09/2019
Chem_Group	ChemName	output unit	MDL	UK Drinking Water Standards (GAC)	UK Freshwater EQS (GAC)							
Metals	Antimony	µg/L	1	5[#1]		<1	1	<1	1	<1	<1	<1
	Arsenic	µg/L	1	10[#1]	50[#2]	1	6	3	4	2	1	3
	Boron	µg/L	10	1000[#1]	2000[#3]	22	113	36	50	95	61	46
	Cadmium	µg/L	0.05	5[#1]	0.08[#4]	<1	<1 - 0.89	<1 - 0.11	<1	<1	<1	<1
	Chromium (hexavalent)	µg/L	50		3.4[#5]	<50	<50	<50	<50	<50	<50	<50
	Chromium (Trivalent)	µg/L	50		4.7[#5]	<50	<50	<50	<50	<50	<50	<50
	Cobalt	µg/L	1		3[#7]	1	2	1	<1	<1	<1	2
	Copper	µg/L	1	2000[#1]	1(bio)[#8]	2	28	7	12	6	4	17
	Lead	µg/L	1	10[#1]	1.2(bio)[#8]	1	72	10	14	3	1	24
	Mercury	µg/L	0.05	1[#1]	0.07(MAC)[#9]	<0.1	<0.05	<0.05	<0.1	<0.1	<0.1	0.3
	Molybdenum	µg/L	1	70[#10]		<1	<1	<1	2	<1	<1	<1
	Nickel	µg/L	1	20[#1]	4(bio)[#8]	3	13	4	5	3	3	7
	Selenium	µg/L	1	10[#1]		<1	<1	<1	<1	<1	<1	<1
	Vanadium	µg/L	1		20[#11]	12	22	7	10	3	2	9
	Zinc	µg/L	1	3000[#12]	10.9(bio)[#8]	10	91	18	22	9	8	22
Inorganics	Ammoniacal Nitrogen as N	mg/L	0.02		0.6[#13]	0.44	0.06	0.04	0.04	0.02	<0.02	0.15
	Calcium	mg/L	1			10	20	5	15	12	12	17
	Chloride	mg/L	1	250[#1]	250[#3]	2.68	13.68	2.86	6.17	7.33	5.63	11.3
	Cyanide (Free)	µg/L	5	50[#1]	1[#2]	<5	<5	<5	<5	<5	<5	<5
	Cyanide Total	µg/L	5	50[#1]	1[#2]	<5	<5	<5	<5	<5	<5	<5
	Fluoride	µg/L	100	1500[#1]	1000[#14]	560	760	140	900	140	200	430
	Magnesium	mg/L	1			4	9	2	3	<1	1	7
	Potassium	mg/L	1.2			3	14	3	16	5	2	20
	Sodium	mg/L	1	200[#1]		4	6	<1	4	5	5	3
	Sulphate	mg/L	1	250(SO4)[#15]	400[#3]	9.75	58.57	18.97	33.46	41.61	15.89	35.48
Phenolics	Total Phenols	µg/L	10			<10	<10	<10	<10	<10	<10	<10
Other	Electrical conductivity *(lab)	µS/cm	10			95	123	33	126	124	114	122
	pH (Lab)	pH_Units	0.01	6.5-9.5[#1]	6-9(MAC)[#16]	7.4	6.16	6.21	7.08	7.27	6.52	6.72

Environmental Standards Comments

#1:Water Supply (Water Quality) Regulations 2016.
#2:Water Framework Directive (Standards and Classification) Directions (England and Wales) 2015
#3:Operational Targets and EQS. EA, April 2018
#4:Water Framework Directive (Standards & Classification) Directions (England & Wales) 2015. Dissolved fraction. Lowest criteria presented (<40mg/l of $CaCO_3$). See 'further assessment' if criteria exceeded and hardness ($CaCO_3$) data available.
#5:Water Framework Directive (Standards and Classification) Directions (England and Wales) 2015. Dissolved Fraction.
#6:Water Framework Directive (Standards and Classification) Directions (England and Wales) 2015. Dissolved Fraction. If hexavalent chromium (CrVI) data is available, a value of 4.7µg/l may be appropriate for the remaining trivalent chromium (CrIII).
#7:Operational Targets and EQS. EA, April 2018. Dissolved fraction.
#8:Water Framework Directive (Standards & Classification) Directions (England & Wales) 2015. Dissolved & bioavailable (bio) fraction plus background. M-BAT tool to assess: http://wfduk.org/resources/rivers-lakes-metal-bioavailability-assessment-tool-m-bat
#9:Water Framework Directive (Standards and Classification) Directions (England and Wales) 2015. Dissolved Fraction. MAC adopted in absence of AA value.
#10:Guidelines for Drinking-water Quality, 4th Edition. WHO, 2011. Informal value.
#11:Operational Targets and EQS. EA, April 2018. Lowest criteria presented (<200mg/l $CaCO_3$). See 'further assessment' values if criteria exceeded and hardness ($CaCO_3$) data available.
#12:Guidelines for Drinking-water Quality, 4th Edition. WHO, 2011. Based on taste rather than a formal guideline.
#13:Water Framework Directive (Standards and Classification) Directions (England and Wales) 2015. Indicator of 'good' status (90%ile) - Ammonia standard for lakes and rivers (total ammonia as nitrogen).
#14:Operational Targets and EQS. EA, April 2018. Dissolved fraction. Lowest criteria presented (<50 mg/l $CaCO_3$). See 'further assessment' values if criteria exceeded and hardness ($CaCO_3$) data available.
#15:Water Supply (Water Quality) Regulations 2016. As SO_4.
#16:Operational Targets and EQS. EA, April 2018. Maximum Allowable Concentration (MAC) adopted in absence of Annual Average (AA) value.

Legend

7	Result exceeds GAC
<50	Result MDL is greater than GAC
-	Determinand not analysed for in sample

Notes

With the exception of pH, where a result has been given as a range the sample has been tested for a determinand twice using two different methods

					Location_Code	WS12007	WS12007	WS12008	WS12008	WS12009	WS12009	WS12009
					Sample_Depth_Range (m)	1.0	2.36-2.58	0.05	1.5-1.63	0.05	0.4	1.0
					Sampled_Date_Time	13/09/2019	16/09/2019	12/09/2019	16/09/2019	20/09/2019	20/09/2019	20/09/2019
				UK Drinking Water Standards (GAC)	UK Freshwater EQS (GAC)							
Chem_Group	ChemName	output unit	MDL									
Metals	Antimony	µg/L	1	5[#1]		<1	<1	1	<1	2	1	<1
	Arsenic	µg/L	1	10[#1]	50[#2]	10	9	5	3	9	16	9
	Boron	µg/L	10	1000[#1]	2000[#3]	38	48	48	38	34	77	39
	Cadmium	µg/L	0.05	5[#1]	0.08[#4]	<1	<1	<1	<1	<1	<1	<1
	Chromium (hexavalent)	µg/L	50		3.4[#5]	<50	<50	<100	<50	<50	<50	<50
	Chromium (Trivalent)	µg/L	50		4.7[#5]	<50	<50	<100	<50	<50	<50	<50
	Cobalt	µg/L	1		3[#7]	6	8	<1	<1	<1	11	10
	Copper	µg/L	1	2000[#1]	1(bio)[#8]	13	22	23	7	13	42	19
	Lead	µg/L	1	10[#1]	1.2(bio)[#8]	14	11	30	2	28	72	23
	Mercury	µg/L	0.05	1[#1]	0.07(MAC)[#9]	0.2	<0.1	<0.1	<0.1	<0.1	<0.1	<0.1
	Molybdenum	µg/L	1	70[#10]		<1	<1	<1	<1	2	2	1
	Nickel	µg/L	1	20[#1]	4(bio)[#8]	10	12	10	4	3	33	20
	Selenium	µg/L	1	10[#1]		1	4	<1	1	<1	2	1
	Vanadium	µg/L	1		20[#11]	26	30	9	18	12	105	46
	Zinc	µg/L	1	3000[#12]	10.9(bio)[#8]	15	48	45	18	70	207	56
Inorganics	Ammoniacal Nitrogen as N	mg/L	0.02		0.6[#13]	<0.02	<0.02	0.08	<0.02	0.03	0.6	<0.02
	Calcium	mg/L	1			9	14	18	7	26	19	13
	Chloride	mg/L	1	250[#1]	250[#3]	4.42	2.36	17.57	2.85	2.91	1.86	<1
	Cyanide (Free)	µg/L	5	50[#1]	1[#2]	<5	<5	<5	<5	<5	<5	<5
	Cyanide Total	µg/L	5	50[#1]	1[#2]	<5	<5	<5	<5	<5	<5	<5
	Fluoride	µg/L	100	1500[#1]	1000[#14]	140	110	650	130	280	350	810
	Magnesium	mg/L	1			6	11	5	1	7	14	10
	Potassium	mg/L	1.2			7	17	12	2	28	110	84
	Sodium	mg/L	1	200[#1]		4	5	4	4	1	9	5
	Sulphate	mg/L	1	250(SO4)[#15]	400[#3]	22.18	11.34	49.31	11.5	21.13	5.17	2.35
Phenolics	Total Phenols	µg/L	10			<10	<10	<10	<10	<10	<10	<10
Other	Electrical conductivity *(lab)	µS/cm	10			53	92	125	76	138	330	257
	pH (Lab)	pH_Units	0.01	6.5-9.5[#1]	6-9(MAC)[#16]	6.87	6.65	6.02	7.19	7.07	7.6	7.5

Environmental Standards Comments

#1:Water Supply (Water Quality) Regulations 2016.
#2:Water Framework Directive (Standards and Classification) Directions (England and Wales) 2015
#3:Operational Targets and EQS. EA, April 2018
#4:Water Framework Directive (Standards & Classification) Directions (England & Wales) 2015. Dissolved fraction. Lowest criteria presented (<40mg/l of $CaCO_3$). See 'further assessment' if criteria exceeded and hardness ($CaCO_3$) data available.
#5:Water Framework Directive (Standards and Classification) Directions (England and Wales) 2015. Dissolved Fraction.
#6:Water Framework Directive (Standards and Classification) Directions (England and Wales) 2015. Dissolved Fraction. If hexavalent chromium (CrVI) data is available, a value of 4.7µg/l may be appropriate for the remaining trivalent chromium (CrIII).
#7:Operational Targets and EQS. EA, April 2018. Dissolved fraction.
#8:Water Framework Directive (Standards & Classification) Directions (England & Wales) 2015. Dissolved & bioavailable (bio) fraction plus background. M-BAT tool to assess: http://wfduk.org/resources/rivers-lakes-metal-bioavailability-assessment-tool-m-bat
#9:Water Framework Directive (Standards and Classification) Directions (England and Wales) 2015. Dissolved Fraction. MAC adopted in absence of AA value.
#10:Guidelines for Drinking-water Quality, 4th Edition. WHO, 2011. Informal value.
#11:Operational Targets and EQS. EA, April 2018. Lowest criteria presented (<200mg/l $CaCO_3$). See 'further assessment' values if criteria exceeded and hardness ($CaCO_3$) data available.
#12:Guidelines for Drinking-water Quality, 4th Edition. WHO, 2011. Based on taste rather than a formal guideline.
#13:Water Framework Directive (Standards and Classification) Directions (England and Wales) 2015. Indicator of 'good' status (90%ile) - Ammonia standard for lakes and rivers (total ammonia as nitrogen).
#14:Operational Targets and EQS. EA, April 2018. Dissolved fraction. Lowest criteria presented (<50 mg/l $CaCO_3$). See 'further assessment' values if criteria exceeded and hardness ($CaCO_3$) data available.
#15:Water Supply (Water Quality) Regulations 2016. As SO_4.
#16:Operational Targets and EQS. EA, April 2018. Maximum Allowable Concentration (MAC) adopted in absence of Annual Average (AA) value.

Legend

7	Result exceeds GAC
<50	Result MDL is greater than GAC
-	Determinand not analysed for in sample

Notes

With the exception of pH, where a result has been given as a range the sample has been tested for a determinand twice using two different methods

					Location_Code	WS12009	WS12016	WS12016	WS12021	WS12021	WS13003	WS13003
					Sample_Depth_Range (m)	3.8-4.25	0.05	0.45	0.05	1.0	0.05-0.1	0.8-0.9
					Sampled_Date_Time	24/09/2019	17/09/2019	17/09/2019	16/09/2019	16/09/2019	11/09/2019	11/09/2019
				UK Drinking Water Standards (GAC)	UK Freshwater EQS (GAC)							
Chem_Group	**ChemName**	**output unit**	**MDL**									
Metals	Antimony	µg/L	1	5[#1]		<1	2	1	1	<1	1	<1
	Arsenic	µg/L	1	10[#1]	50[#2]	7	8	8	3	<1	4	1
	Boron	µg/L	10	1000[#1]	2000[#3]	19	45	17	37	32	37	21
	Cadmium	µg/L	0.05	5[#1]	0.08[#4]	<0.05	<1	<1	<1	<1	<1	<1
	Chromium (hexavalent)	µg/L	50		3.4[#5]	<50	<50	<50	<50	<50	<50	<100
	Chromium (Trivalent)	µg/L	50		4.7[#5]	<50	<50	<50	<50	<50	<50	<100
	Cobalt	µg/L	1		3[#7]	2	<1	<1	<1	<1	<1	1
	Copper	µg/L	1	2000[#1]	1(bio)[#8]	3	14	7	44	3	4	<1
	Lead	µg/L	1	10[#1]	1.2(bio)[#8]	2	42	18	26	<1	3	5
	Mercury	µg/L	0.05	1[#1]	0.07(MAC)[#9]	<0.1 - 0.1	<0.1	<0.1	<0.1	<0.1	<0.1	<0.1
	Molybdenum	µg/L	1	70[#10]		<1	1	<1	2	<1	6	<1
	Nickel	µg/L	1	20[#1]	4(bio)[#8]	6	5	2	3	1	2	2
	Selenium	µg/L	1	10[#1]		2	<1	<1	<1	<1	<1	<1
	Vanadium	µg/L	1		20[#11]	14	18	10	6	2	6	3
	Zinc	µg/L	1	3000[#12]	10.9(bio)[#8]	24	36	17	14	4	9	9
Inorganics	Ammoniacal Nitrogen as N	mg/L	0.02		0.6[#13]	<0.02	0.05	0.04	<0.02	<0.02	<0.02	0.03
	Calcium	mg/L	1			21	14	24	26	21	41	9
	Chloride	mg/L	1	250[#1]	250[#3]	18.77	6.78	4.85	8.76	2.63	5.73	6.19
	Cyanide (Free)	µg/L	5	50[#1]	1[#2]	<5	<5	<5	<5	<5	<5	<5
	Cyanide Total	µg/L	5	50[#1]	1[#2]	<5	7	<5	13	7	<5	<5
	Fluoride	µg/L	100	1500[#1]	1000[#14]	<100	550	810	1020	410	1450	290
	Magnesium	mg/L	1			55	6	6	4	<1	2	4
	Potassium	mg/L	1.2			81	24	14	7	2	23	9
	Sodium	mg/L	1	200[#1]		9	2	2	2	3	2	1
	Sulphate	mg/L	1	250(SO4)[#15]	400[#3]	116.47	38.17	30.91	18.72	3.81	3.1	36.85
Phenolics	Total Phenols	µg/L	10			<10	<10	<10	<10	<10	<10	<10
Other	Electrical conductivity *(lab)	µS/cm	10			188	106	111	155	128	361	52
	pH (Lab)	pH_Units	0.01	6.5-9.5[#1]	6-9(MAC)[#16]	8.02	6.82	7.01	6.95	7.47	7.91	8.69

Environmental Standards Comments

#1:Water Supply (Water Quality) Regulations 2016.
#2:Water Framework Directive (Standards and Classification) Directions (England and Wales) 2015
#3:Operational Targets and EQS. EA, April 2018
#4:Water Framework Directive (Standards & Classification) Directions (England & Wales) 2015. Dissolved fraction. Lowest criteria presented (<40mg/l of $CaCO_3$). See 'further assessment' if criteria exceeded and hardness ($CaCO_3$) data available.
#5:Water Framework Directive (Standards and Classification) Directions (England and Wales) 2015. Dissolved Fraction.
#6:Water Framework Directive (Standards and Classification) Directions (England and Wales) 2015. Dissolved Fraction. If hexavalent chromium (CrVI) data is available, a value of 4.7µg/l may be appropriate for the remaining trivalent chromium (CrIII).
#7:Operational Targets and EQS. EA, April 2018. Dissolved fraction.
#8:Water Framework Directive (Standards & Classification) Directions (England & Wales) 2015. Dissolved & bioavailable (bio) fraction plus background. M-BAT tool to assess: http://wfduk.org/resources/rivers-lakes-metal-bioavailability-assessment-tool-m-bat
#9:Water Framework Directive (Standards and Classification) Directions (England and Wales) 2015. Dissolved Fraction. MAC adopted in absence of AA value.
#10:Guidelines for Drinking-water Quality, 4th Edition. WHO, 2011. Informal value.
#11:Operational Targets and EQS. EA, April 2018. Lowest criteria presented (<200mg/l $CaCO_3$). See 'further assessment' values if criteria exceeded and hardness ($CaCO_3$) data available.
#12:Guidelines for Drinking-water Quality, 4th Edition. WHO, 2011. Based on taste rather than a formal guideline.
#13:Water Framework Directive (Standards and Classification) Directions (England and Wales) 2015. Indicator of 'good' status (90%ile) - Ammonia standard for lakes and rivers (total ammonia as nitrogen).
#14:Operational Targets and EQS. EA, April 2018. Dissolved fraction. Lowest criteria presented (<50 mg/l $CaCO_3$). See 'further assessment' values if criteria exceeded and hardness ($CaCO_3$) data available.
#15:Water Supply (Water Quality) Regulations 2016. As SO_4.
#16:Operational Targets and EQS. EA, April 2018. Maximum Allowable Concentration (MAC) adopted in absence of Annual Average (AA) value.

Legend

7	Result exceeds GAC
<50	Result MDL is greater than GAC
-	Determinand not analysed for in sample

Notes

With the exception of pH, where a result has been given as a range the sample has been tested for a determinand twice using two different methods

						Location_Code	WS14003	WS14003	
						Sample_Depth_Range (m)	0.5	1.2-1.4	
						Sampled_Date_Time	07/10/2019	08/10/2019	
				UK Drinking Water Standards (GAC)	UK Freshwater EQS (GAC)				
Chem_Group	**ChemName**	**output unit**	**MDL**						Number of Results
Metals	Antimony	µg/L	1	5[#1]		<1	<1		170
	Arsenic	µg/L	1	10[#1]	50[#2]	2	<1		170
	Boron	µg/L	10	1000[#1]	2000[#3]	28	23		170
	Cadmium	µg/L	0.05	5[#1]	0.08[#4]	<0.05	<0.05		170
	Chromium (hexavalent)	µg/L	50		3.4[#5]	<50	<50		170
	Chromium (Trivalent)	µg/L	50		4.7[#5]	<50	<50		170
	Cobalt	µg/L	1		3[#7]	<1	<1		170
	Copper	µg/L	1	2000[#1]	1(bio)[#8]	6	2		170
	Lead	µg/L	1	10[#1]	1.2(bio)[#8]	7	1		170
	Mercury	µg/L	0.05	1[#1]	0.07(MAC)[#9]	0.3 - 0.31	<0.05		170
	Molybdenum	µg/L	1	70[#10]		2	3		170
	Nickel	µg/L	1	20[#1]	4(bio)[#8]	2	2		170
	Selenium	µg/L	1	10[#1]		<1	<1		170
	Vanadium	µg/L	1		20[#11]	5	1		170
	Zinc	µg/L	1	3000[#12]	10.9(bio)[#8]	14	5		170
Inorganics	Ammoniacal Nitrogen as N	mg/L	0.02		0.6[#13]	0.03	<0.02		170
	Calcium	mg/L	1			12	15		170
	Chloride	mg/L	1	250[#1]	250[#3]	3.25	2.29		170
	Cyanide (Free)	µg/L	5	50[#1]	1[#2]	<5	<5		170
	Cyanide Total	µg/L	5	50[#1]	1[#2]	<5	<5		170
	Fluoride	µg/L	100	1500[#1]	1000[#14]	1010	360		170
	Magnesium	mg/L	1			4	2		170
	Potassium	mg/L	1.2			9	5		170
	Sodium	mg/L	1	200[#1]		2	2		170
	Sulphate	mg/L	1	250(SO4)[#15]	400[#3]	28.35	12.3		170
Phenolics	Total Phenols	µg/L	10			<10	<10		170
Other	Electrical conductivity *(lab)	µS/cm	10			80	100		170
	pH (Lab)	pH_Units	0.01	6.5-9.5[#1]	6-9(MAC)[#16]	7.12	7.06		170

Environmental Standards Comments

#1:Water Supply (Water Quality) Regulations 2016.
#2:Water Framework Directive (Standards and Classification) Directions (England and Wales) 2015
#3:Operational Targets and EQS. EA, April 2018
#4:Water Framework Directive (Standards & Classification) Directions (England & Wales) 2015. Dissolved fraction. Lowest criteria presented (<40mg/l of $CaCO_3$). See 'further assessment' if criteria exceeded and hardness ($CaCO_3$) data available.
#5:Water Framework Directive (Standards and Classification) Directions (England and Wales) 2015. Dissolved Fraction.
#6:Water Framework Directive (Standards and Classification) Directions (England and Wales) 2015. Dissolved Fraction. If hexavalent chromium (CrVI) data is available, a value of 4.7µg/l may be appropriate for the remaining trivalent chromium (CrIII).
#7:Operational Targets and EQS. EA, April 2018. Dissolved fraction.
#8:Water Framework Directive (Standards & Classification) Directions (England & Wales) 2015. Dissolved & bioavailable (bio) fraction plus background. M-BAT tool to assess: http://wfduk.org/resources/rivers-lakes-metal-bioavailability-assessment-tool-m-bat
#9:Water Framework Directive (Standards and Classification) Directions (England and Wales) 2015. Dissolved Fraction. MAC adopted in absence of AA value.
#10:Guidelines for Drinking-water Quality, 4th Edition. WHO, 2011. Informal value.
#11:Operational Targets and EQS. EA, April 2018. Lowest criteria presented (<200mg/l $CaCO_3$). See 'further assessment' values if criteria exceeded and hardness ($CaCO_3$) data available.
#12:Guidelines for Drinking-water Quality, 4th Edition. WHO, 2011. Based on taste rather than a formal guideline.
#13:Water Framework Directive (Standards and Classification) Directions (England and Wales) 2015. Indicator of 'good' status (90%ile) - Ammonia standard for lakes and rivers (total ammonia as nitrogen).
#14:Operational Targets and EQS. EA, April 2018. Dissolved fraction. Lowest criteria presented (<50 mg/l $CaCO_3$). See 'further assessment' values if criteria exceeded and hardness ($CaCO_3$) data available.
#15:Water Supply (Water Quality) Regulations 2016. As SO_4.
#16:Operational Targets and EQS. EA, April 2018. Maximum Allowable Concentration (MAC) adopted in absence of Annual Average (AA) value.

Legend

7	Result exceeds GAC
<50	Result MDL is greater than GAC
-	Determinand not analysed for in sample

Notes

With the exception of pH, where a result has been given as a range the sample has been tested for a determinand twice using two different methods

Annex C-C Soil leachate samples recording exceedances for three or more determinands

Uncontrolled when printed – Copyright © - 2022
National Highways Limited – all rights reserved

Exploratory hole ID	Sample depth range (m)	Sample Date	Number of Exceedances	Geology
BH09002	0.05-0.10	03/10/2019	5	Topsoil
BH09002	0.85-0.90	03/10/2019	2	Alluvium
BH09006	0.10-0.15	24/09/2019	4	Topsoil
BH09006	0.35-0.40	24/09/2019	7	River Terrace Deposits
BH09006	1.55-1.60	24/09/2019	3	River Terrace Deposits
BH09010	0.35-0.40	07/10/2019	1	Head Deposits
BH09010	0.95-1.00	07/10/2019	2	River Terrace Deposits
BH09011	0.35-0.40	09/10/2019	3	Head Deposits
BH09011	5.60-5.65	10/10/2019	1	Thanet Formation
BH10003	0.05-0.30	24/09/2019	4	Topsoil
BH10003	0.50-0.50	24/09/2019	3	Head Deposits
BH10003	1.45-1.45	24/09/2019	3	River Terrace Deposits
BH10003	13.10-13.10	26/09/2019	1	White Chalk
BH10003	3.10-3.10	25/09/2019	1	Thanet Formation
BH10003	9.10-9.10	26/09/2019	4	Thanet Formation
BH10004	0.05-0.05	30/09/2019	3	Topsoil
BH10004	1.80-1.80	23/10/2019	1	Alluvium
BH10008	0.05-0.10	16/09/2019	7	Topsoil
BH10008	1.10-1.20	16/09/2019	7	Not Classified
BH10008	4.00-4.50	19/09/2019	1	Not Classified
BH11003	0.05-0.15	09/09/2019	6	Made Ground
BH11003	0.60-0.70	09/09/2019	3	Not Classified
BH11004	0.05-0.05	11/09/2019	7	Topsoil
BH11004	2.50-2.95	12/09/2019	1	River Terrace Deposits
BH11007	0.05-0.20	02/09/2019	4	Topsoil
BH11007	0.40-0.50	02/09/2019	6	Head Deposits
BH11007	2.90-3.00	03/09/2019	1	River Terrace Deposits
BH12003	0.00-0.05	23/08/2019	2	Topsoil
BH12003	1.20-1.50	28/08/2019	1	Thanet Formation
BH12005	0.15-0.20	02/09/2019	4	Topsoil
BH12005	1.55-1.60	02/09/2019	1	Thanet Formation
BH12005	20.26-20.50	07/10/2019	1	White Chalk
BH12011	0.05-0.10	27/09/2019	4	Made Ground
BH12011	0.15-0.20	27/09/2019	4	Made Ground
BH12011	0.95-1.00	27/09/2019	8	Made Ground
BH12011	1.55-1.60	27/09/2019	1	Not Classified
BH12011	5.60-5.65	27/09/2019	1	Thanet Formation
BH12012	0.15-0.20	19/09/2019	4	Topsoil
BH12012	0.65-0.70	19/09/2019	5	Head Deposits
BH12012	2.05-2.10	20/09/2019	4	Lambeth Group

Exploratory hole ID	Sample depth range (m)	Sample Date	Number of Exceedances	Geology
BH13002	0.15-0.20	04/09/2019	4	Topsoil
BH13002	0.45-0.50	04/09/2019	6	Head Deposits
BH13002	18.05-18.10	13/09/2019	2	White Chalk
BH13002	2.05-2.10	10/09/2019	3	Thanet Formation
BH13003	0.10-0.15	01/10/2019	4	Topsoil
BH13003	0.45-0.50	01/10/2019	5	River Terrace Deposits
BH13003	2.55-2.60	01/10/2019	1	Thanet Formation
BH13004	0.00-0.05	19/08/2019	6	Topsoil
BH13004	0.50-0.55	19/08/2019	1	Head Deposits
BH13004	3.70-3.80	19/08/2019	2	Thanet Formation
BH13007	0.00-0.20	20/08/2019	6	Topsoil
BH13007	2.00-2.00	20/08/2019	1	Not Classified
BH13008	0.35-0.40	29/08/2019	2	Made Ground
BH13009	0.05-0.10	05/11/2019	8	Topsoil
BH13009	0.45-0.50	05/11/2019	4	Head Deposits
BH13009	0.75-0.80	05/11/2019	2	Not Classified
BH13009	4.55-4.60	16/10/2019	1	Lambeth Group
BH13015	0.05-0.10	16/10/2019	3	Topsoil
BH13015	0.35-0.40	16/10/2019	2	Head Deposits
OH13002	0.40-0.45	27/08/2019	5	Head Deposits
OH13002	5.00-5.10	27/08/2019	1	Thanet Formation
OH13004	0.05-0.05	20/08/2019	6	Topsoil
TP08002	0.05-0.10	02/10/2019	6	Topsoil
TP08002	0.35-0.45	02/10/2019	6	River Terrace Deposits
TP09009	0.20-0.30	30/09/2019	6	Head Deposits
TP09009	1.05-1.15	30/09/2019	1	River Terrace Deposits
TP10001	0.05-0.10	25/09/2019	5	Made Ground
TP10001	0.45-0.55	25/09/2019	3	Head Deposits
TP10001	0.65-0.75	25/09/2019	2	River Terrace Deposits
TP10001	1.85-1.95	25/09/2019	5	River Terrace Deposits
TP10002	0.00-0.05	13/09/2019	3	Topsoil
TP10003	0.05-0.10	26/09/2019	3	Topsoil
TP10003	0.40-0.40	26/09/2019	2	Alluvium
TP10004	0.05-0.10	23/09/2019	3	Topsoil
TP10004	2.05-2.15	23/09/2019	1	Not Classified
TP11001	0.05-0.10	17/09/2019	3	Topsoil
TP11002	0.05-0.10	20/09/2019	3	Topsoil
TP11002	0.75-0.85	20/09/2019	1	Not Classified
TP11003	0.05-0.10	11/09/2019	3	Topsoil
TP11003	1.40-1.45	11/09/2019	2	River Terrace Deposits

Exploratory hole ID	Sample depth range (m)	Sample Date	Number of Exceedances	Geology
TP11004	0.00-0.05	12/09/2019	8	Made Ground
TP11004	1.70-1.80	12/09/2019	1	Thanet Formation
TP11005	0.05-0.05	07/10/2019	8	Topsoil
TP11005	0.80-0.80	07/10/2019	7	Head Deposits
WS08028	0.05-0.05	08/10/2019	6	Made Ground
WS08028	0.40-0.40	08/10/2019	1	Head Deposits
WS08038	0.05-0.05	11/10/2019	4	Made Ground
WS08038	0.40-0.40	11/10/2019	3	River Terrace Deposits
WS09005	0.40-0.40	02/10/2019	7	River Terrace Deposits
WS09008	0.05-0.05	25/09/2019	5	Topsoil
WS09008	0.40-0.40	25/09/2019	5	Head Deposits
WS09008	1.35-1.58	26/09/2019	2	River Terrace Deposits
WS09009	0.05-0.05	25/09/2019	5	Topsoil
WS09009	0.80-0.80	25/09/2019	2	River Terrace Deposits
WS09009	1.77-1.95	26/09/2019	5	River Terrace Deposits
WS09010	0.05-0.05	24/09/2019	5	Made Ground
WS09010	0.35-0.35	24/09/2019	3	Head Deposits
WS09011	0.05-0.05	14/10/2019	4	Topsoil
WS09011	0.70-0.70	14/10/2019	2	River Terrace Deposits
WS09012	0.05-0.05	24/09/2019	5	Topsoil
WS09012	0.45-0.45	24/09/2019	7	River Terrace Deposits
WS09013	0.05-0.05	02/10/2019	7	Topsoil
WS09013	1.37-1.64	03/10/2019	4	Head Deposits
WS09013	2.70-3.00	03/10/2019	3	River Terrace Deposits
WS10002	0.05-0.05	04/10/2019	1	Made Ground
WS10002	0.40-0.40	04/10/2019	1	Head Deposits
WS10003	0.05-0.05	04/10/2019	3	Made Ground
WS10003	0.40-0.40	04/10/2019	2	Head Deposits
WS10003	1.20-1.41	07/10/2019	1	River Terrace Deposits
WS10006	0.50-0.50	30/09/2019	2	Head Deposits
WS10006	1.41-1.60	02/10/2019	1	River Terrace Deposits
WS11001	0.05-0.05	01/10/2019	3	Topsoil
WS11001	0.70-0.70	01/10/2019	2	Not Classified
WS11001	1.50-1.70	02/10/2019	1	Not Classified
WS11002	0.50-0.50	30/09/2019	7	Head Deposits
WS11002	1.10-1.10	30/09/2019	6	Not Classified
WS11002	2.54-2.65	01/10/2019	5	River Terrace Deposits
WS11005	0.05-0.05	27/09/2019	4	Topsoil
WS11008	0.05-0.05	13/09/2019	5	Made Ground
WS11008	1.23-1.35	17/09/2019	5	Thanet Formation

Exploratory hole ID	Sample depth range (m)	Sample Date	Number of Exceedances	Geology
WS12004	0.05-1.32	19/09/2019	4	Topsoil
WS12004	0.45-2.00	19/09/2019	3	Head Deposits
WS12004	0.95-3.49	19/09/2019	5	Not Classified
WS12004	2.69-2.86	23/09/2019	2	River Terrace Deposits
WS12004	3.48-3.70	23/09/2019	2	Thanet Formation
WS12005	0.05-0.05	03/10/2019	6	Topsoil
WS12005	1.10-1.10	03/10/2019	5	River Terrace Deposits
WS12006	0.05-0.05	12/09/2019	4	Topsoil
WS12006	1.20-1.29	13/09/2019	2	River Terrace Deposits
WS12006	2.62-2.77	13/09/2019	1	Thanet Formation
WS12007	0.05-0.05	13/09/2019	5	Topsoil
WS12007	1.00-1.00	13/09/2019	9	River Terrace Deposits
WS12007	2.36-2.58	16/09/2019	7	Thanet Formation
WS12008	0.05-0.05	12/09/2019	4	Topsoil
WS12008	1.50-1.63	16/09/2019	5	Thanet Formation
WS12009	0.05-0.05	20/09/2019	3	Made Ground
WS12009	0.40-0.40	20/09/2019	9	Not Classified
WS12009	1.00-1.00	20/09/2019	7	Not Classified
WS12009	3.80-4.25	24/09/2019	5	Thanet Formation
WS12016	0.05-0.05	17/09/2019	5	Topsoil
WS12016	0.45-0.45	17/09/2019	3	Not Classified
WS12021	0.05-0.05	16/09/2019	5	Topsoil
WS12021	1.00-1.00	16/09/2019	2	Not Classified
WS13003	0.05-0.10	11/09/2019	3	Topsoil
WS13003	0.80-0.90	11/09/2019	1	River Terrace Deposits
WS14003	0.50-0.50	07/10/2019	4	Not Classified
WS14003	1.20-1.40	08/10/2019	1	Not Classified

Annex C-D Assessment results for groundwater analysis

Uncontrolled when printed – Copyright © - 2022
National Highways Limited – all rights reserved

					Investigation Phase	GI	GI	GI	GI	LTM	LTM	LTM	LTM	LTM	GI	GI	GI	GI	LTM	LTM	LTM	LTM	LTM
					Location_Code	BH09002	BH09002	BH09002	BH09002	BH09002	BH09002	BH09002	BH09002	BH09002	BH09006	BH09006	BH09006	BH09006	BH09006	BH09006	BH09006	BH09006	BH09006
					Sampled_Date	14/11/2019	25/11/2019	15/01/2020	26/02/2020	02/04/2020	15/04/2020	24/06/2020	22/09/2020	05/01/2021	07/11/2019	25/11/2019	15/01/2020	25/02/2020	03/04/2020	03/04/2020	17/04/2020	20/05/2020	25/06/2020
					Sample_Depth	2.22	2.5	1.96	5	5	7	7	3.55	4.645	7.25	6.2	4.57	15	15	15	15	14.5	16
Chem_Group	**ChemName**	**output unit**	**EQL**	**UK Drinking Water Standards**	**UK Freshwater EQS**																	
Metals	Antimony	µg/L	4	5[#1]		-	-	-	<4	-	-	-	-	-	-	-	-	<4	-	-	-	-	-
	Arsenic	µg/L	1	10[#1]	50[#2]	2	-	1	<2	<2	<2	<2	<2	-	<1	-	1	<2	<2	<2	<2	<2	<2
	Arsenic (Filtered)	µg/L	0.5	10[#1]	50[#2]	1	-	<1	<0.5	<0.5	<0.5	<0.5	<0.5	-	<1	-	<1	0.633	<0.5	<0.5	0.516	0.707	0.588
	Boron	µg/L	10	1000[#1]	2000[#3]	98	-	96	116	80.4	81.7	74.8	107	-	71	-	70	94.9	47.5	45.3 - 47.5	59.8	77.4	66.3
	Boron (Filtered)	µg/L	10	1000[#1]	2000[#3]	99	-	-	101	-	-	-	-	-	78	-	-	78.4	-	-	-	-	-
	Cadmium	µg/L	0.05	5[#1]	0.08[#4]	<0.05	-	<0.05	<0.5	<0.5	<0.5	<0.5	<0.5	-	<0.2 - 0.18	-	0.21	<0.5	<0.5	<0.5	<0.5	<0.5	<0.5
	Cadmium (Filtered)	µg/L	0.05	5[#1]	0.08[#4]	<0.05	-	<0.05	<0.08	<0.08	<0.08	<0.08	<0.08	-	0.24	-	0.09	0.176	0.195	0.195 -	0.217	0.211	0.25
	Chromium (hexavalent)	µg/L	10		3.4[#5]	-	-	-	-	-	-	-	-	-	-	-	-	-	-	-	-	-	-
	Chromium (hexavalent) (Filtered)	µg/L	3		3.4[#5]	<10	-	<10	<3	<3	<3	<3	<3	-	<10	-	<10	<3	<3	<3	<3	<3	<3
	Chromium	µg/L	1	50[#1]	3.4[#6]	1	-	8	<3	<3	<3	<3	<3	-	<1	-	7	<3	<3	<3	<3	<3	<3
	Chromium (Filtered)	µg/L	1	50[#1]	3.4[#6]	<1	-	<1	<1	<1	<1	<1	<1	-	<1	-	<1	<1	<1	<1	<1	<1	<1
	Chromium (Trivalent)	µg/L	10		4.7[#5]	-	-	-	-	-	-	-	-	-	-	-	-	-	-	-	-	-	-
	Chromium (Trivalent) (Filtered)	µg/L	3		4.7[#5]	<10	-	<10	<3	<3	<3	<3	<3	-	<10	-	<10	<3	<3	<3	<3	<3	<3
	Cobalt	µg/L	1		3[#7]	-	-	-	-	-	-	-	-	-	-	-	-	-	-	-	-	-	-
	Cobalt (Filtered)	µg/L	0.5		3[#7]	1	-	<1	<0.5	<0.5	<0.5	<0.5	<0.5	-	3	-	2	1.12	2.62	2.62 - 2.66	2.59	2.42	2.84
	Copper	µg/L	1	2000[#1]	1(bio)[#8]	3	-	5	1.06	-	1.81	2.31	<1	-	5	-	4	2.63	<1	<1	1.22	1.8	1.01
	Copper (Filtered)	µg/L	0.3	2000[#1]	1(bio)[#8]	2	-	<1	0.611	-	0.628	0.902	3.9	-	2	-	1	1.27	3.6	0.464 - 3.6	0.719	0.926	0.798
	Iron	µg/L	10	200[#1]	1000[#2]	-	-	-	-	-	-	-	-	-	-	-	-	-	-	-	-	-	-
	Iron (Filtered)	µg/L	10	200[#1]	1000[#2]	15	-	<10	<19	<19	<19	187	51.6	26	18	-	<10	<19	<19	<19	<19	<19	<19
	Lead	µg/L	1	10[#1]	1.2(bio)[#8]	-	-	-	-	-	-	-	-	-	-	-	-	-	-	-	-	-	-
	Lead (Filtered)	µg/L	0.2	10[#1]	1.2(bio)[#8]	<1	-	<1	<0.2	<0.2	<0.2	0.29	0.897	-	<1	-	<1	<0.2	<0.2	<0.2	0.234	<0.2	<0.2
	Manganese	µg/L	1	50[#1]	123(bio)[#9]	334	-	1440	43.1	383	283	177	42	-	925	-	803	657	863	863 - 866	779	983	913
	Manganese (Filtered)	µg/L	1	50[#1]	123(bio)[#9]	606	-	84	4.09	9.99	<3	9.23	3.57	5.87	805	-	732	655	840	840 - 846	812	854	967
	Mercury	µg/L	0.02	1[#1]	0.07(MAC)[#10]	<0.05	-	<0.05	<0.02	<0.02	<0.02	0.0375	0.741	-	<0.05	-	<0.05	<0.02	<0.02	<0.02	<0.02	<0.02	<0.02
	Mercury (Filtered)	µg/L	0.01	1[#1]	0.07(MAC)[#10]	<0.05	-	<0.05	<0.01	<0.01	<0.01	<0.01	<0.01	-	<0.05	-	<0.05	<0.01	<0.01	<0.01	<0.01	<0.01	<0.01
	Molybdenum	µg/L	9	70[#11]		-	-	-	<9	-	-	-	-	-	-	-	-	<9	-	-	-	-	-
	Nickel	µg/L	1	20[#1]	4(bio)[#8]	11	-	6	1.84	3.38	2.78	3.4	1.35	-	15	-	9	8.04	8.59	8.43 - 8.59	9.2	10.9	8.97
	Nickel (Filtered)	µg/L	0.4	20[#1]	4(bio)[#8]	11	-	3	1.28	2.11	0.874	1.28	1.3	-	13	-	8	7.29	9.63	7.89 - 9.63	9.36	10	9.72
	Selenium	µg/L	1	10[#1]		<1	-	2	3.48	2.57	2.32	2.7	1.93	-	<1	-	<1	<1	<1	<1	<1	<1	<1
	Selenium (Filtered)	µg/L	1	10[#1]		<1	-	-	3.14	-	-	-	-	-	<1	-	-	<1	-	-	-	-	-
	Vanadium	µg/L	5		20[#12]	-	-	-	<5	-	-	-	-	-	-	-	-	<5	-	-	-	-	-
	Zinc	µg/L	1	3000[#13]	10.9(bio)[#8]	16	-	14	6.75	8.76	10.6	7.92	<5	-	24	-	15	21.2	7.22	7.22 - 9.4	8.46	9.28	16
	Zinc (Filtered)	µg/L	1	3000[#13]	10.9(bio)[#8]	5	-	-	1.28	-	-	-	-	-	19	-	-	13.1	-	-	-	-	-
Inorganics	Alkalinity (Carbonate as CaCO3) (Filtered)	mg/L	15			-	-	-	-	-	-	-	-	-	-	-	-	-	-	-	-	-	-
	Total Hardness	mg/l	0.35			-	-	-	603	617	611	557	583	650	-	-	-	789	860	860 - 874	921	970	901
	Total Hardness (Filtered)	mg/l	2			325	-	597	-	-	-	-	-	-	917	-	984	-	-	-	-	-	-
	Alkalinity (Bicarbonate as CaCO3)	mg/L	2			-	-	-	260	232	175	207	245	293	-	-	-	170	-	121 - 124	125	128	127
	Alkalinity (Bicarbonate as CaCO3) (Filtered)	mg/L	15			290	-	225	-	-	-	-	-	-	145	-	165	-	-	-	-	-	-
	Alkalinity (Bicarbonate) as HCO3	mg/L	2			-	-	-	317	283	214	252	299	-	-	-	-	207	148	148 - 151	153	156	155
	Alkalinity (total) as CaCO3	mg/L	2			-	-	-	-	232	175	207	245	240	-	-	-	-	121	124	125	128	127
	Alkalinity (total) as CaCO3 (Filtered)	mg/L	15			280	-	224 - 225	-	-	-	-	-	-	122	-	165 - 172	-	-	-	-	-	-
	Ammonia as N (Filtered)	mg/L	0.000036		0.6[#14]	-	-	-	-	-	-	-	-	-	-	-	-	-	-	-	-	-	-
	Ammoniacal Nitrogen as N	mg/L	0.02		0.6[#14]	-	-	-	-	-	-	-	-	-	-	-	-	-	-	-	-	-	-
	Ammoniacal Nitrogen as N (Filtered)	mg/L	0.01		0.6[#14]	0.09	-	0.04	0.0248	0.02	0.022	0.0398	-	-	0.05	-	0.04	0.0223	0.124	0.061 -	0.047	0.0305	0.0477
	Ammoniacal Nitrogen as NH3 (Filtered)	mg/L	0.01			-	-	-	-	-	-	-	-	0.0449	-	-	-	-	-	-	-	-	-
	Calcium	mg/L	1			-	-	-	-	-	-	-	-	-	-	-	-	-	-	-	-	-	-
	Calcium (Filtered)	mg/L	0.2			102	-	211	196	206	199	211	202	206	300	-	328	260	260	255 - 260	286	326	297
	Chloride	mg/L	1	250[#1]	250[#3]	-	-	-	-	-	-	-	-	-	-	-	-	-	-	-	-	-	-
	Chloride (Filtered)	mg/L	1	250[#1]	250[#3]	81	-	71	75	78.8	70.2	73.5	81.6	80.4	97	-	91	88.4	91	91 - 91.2	96.2	94.6	93.8
	Cyanide (Free)	µg/L	5	50[#1]	1[#2]	-	-	-	-	-	-	-	-	-	-	-	-	-	-	-	-	-	-
	Cyanide (Free) (Filtered)	µg/L	2.5	50[#1]	1[#2]	<5	-	<5	<2.5	<2.5	<2.5	5.41	<2.5	-	<5	-	<5	<2.5	<2.5	<2.5	<2.5	<2.5	<2.5
	Cyanide Total	µg/L	5	50[#1]	1[#2]	-	-	-	-	-	-	-	-	-	-	-	-	-	-	-	-	-	-
	Cyanide Total (Filtered)	µg/L	5	50[#1]	1[#2]	<5	-	<5	<5	<5	<5	84.3	<5	-	<5	-	<5	<5	<5	<5	<5	<5	<5
	cyanides-complex (Filtered)	µg/L	5	50[#1]	1[#2]	-	-	-	<5	<5	<5	78.9	<5	-	-	-	-	<5	<5	<5	<5	<5	<5
	Fluoride	µg/L	100	1500[#1]	1000[#15]	-	-	-	-	-	-	-	-	-	-	-	-	-	-	-	-	-	-
	Fluoride (Filtered)	µg/L	100	1500[#1]	1000[#15]	550	-	<100	<500	<500	<500	<500	-	-	<100	-	<100	<500	<500	<500	<500	<500	<500
	Magnesium	mg/L	1			-	-	-	-	-	-	-	-	-	-	-	-	-	-	-	-	-	-
	Magnesium (Filtered)	mg/L	0.036			17	-	17	17.5	17	16.3	16.5	16	16.7	41	-	40	37.1	38.5	38.4 - 38.5	44.7	46.1	40.7
	Nitrate (as N) (Filtered)	mg/L	0.022			-	-	68.735	-	-	-	-	-	-	-	-	118.95	-	-	-	-	-	-
	Nitrate (as NO3-)	mg/L	0.1	50(NO3)[#16]		-	-	-	-	-	-	-	-	-	-	-	-	-	-	-	-	-	-
	Nitrate (as NO3-) (Filtered)	mg/L	0.1	50(NO3)[#16]		78.4	-	-	230	240	252	249	232	233	426	-	-	371	467	454 - 467	472	451	445
	Phosphorus	µg/L	20			-	-	215	106	139	138	173	-	-	-	-	274	258	175	175 - 180	212	232	184
	Phosphorus (Filtered)	µg/L	10			-	-	53	87.4	91	57	103	-	-	-	-	168	215	160	149 - 160	173	159	196
	Potassium	mg/L	1.2			-	-	-	-	-	-	-	-	-	-	-	-	-	-	-	-	-	-
	Potassium (Filtered)	mg/L	0.2			6	-	2	3.22	3.01	3.01	3.8	2.36	2.94	7	-	7	7.62	7.55	7.52 - 7.55	7.15	8.22	7.04
	Sodium	mg/L	1	200[#1]		-	-	-	-	-	-	-	-	-	-	-	-	-	-	-	-	-	-
	Sodium (Filtered)	mg/L	0.076	200[#1]		76.6 - 77	-	33	32	30	27.5	28.1	35.7	32.9	71 - 71.3	-	88	84.1	75.7	75.7 - 77.5	76	72	67.7
	Sulphate	mg/L	1	250(SO4)[#17]	400[#3]	-	-	-	-	-	-	-	-	-	-	-	-	-	-	-	-	-	-
	Sulphate (Filtered)	mg/L	1	250(SO4)[#17]	400[#3]	112	-	157	155	151	153	148	137	138	509	-	523	483	493	447 - 493	476	504	467
PAH	Naphthalene	µg/L	0.01		2[#2]	-	-	-	<0.01	<0.01	<0.01	0.0129	<0.02	-	-	-	-	0.0758	0.0483	0.0483 -	0.0619	0.0394	0.0222
	Naphthalene (Filtered)	µg/L	0.01		2[#2]	<0.01	-	<0.01	-	-	-	-	-	-	0	<0.01	0.07	-	-	-	-	-	-
	Acenaphthene	µg/L	0.005		No UK EQS	-	-	-	<0.005	<0.005	<0.005	<0.005	<0.01	-	-	-	-	<0.005	<0.005	<0.005	<0.005	<0.005	<0.005
	Acenaphthene (Filtered)	µg/L	0.01		No UK EQS	<0.01	-	<0.01	-	-	-	-	-	-	0	<0.01	<0.01	-	-	-	-	-	-
	Acenaphthylene	µg/L	0.005		No UK EQS	-	-	-	<0.005	<0.005	<0.005	<0.005	<0.01	-	-	-	-	<0.005	<0.005	<0.005	<0.005	<0.005	<0.005
	Acenaphthylene (Filtered)	µg/L	0.01		No UK EQS	<0.01	-	<0.01	-	-	-	-	-	-	0	<0.01	<0.01	-	-	-	-	-	-
	Fluoranthene	µg/L	0.005		0.0063[#2]	-	-	-	<0.005	0.00587	<0.005	<0.005	<0.01	-	-	-	-	0.00854	<0.005	<0.005	<0.005	<0.005	<0.005
	Fluoranthene (Filtered)	µg/L	0.01		0.0063[#2]	0.05	-	<0.01	-	-	-	-	-	-	0	<0.01	<0.01	-	-	-	-	-	-
	Anthracene	µg/L	0.005		0.1[#2]	-	-	-	<0.005	<0.005	<0.005	<0.005	<0.01	-	-	-	-	<0.005	<0.005	<0.005	<0.005	<0.005	<0.005
	Anthracene (Filtered)	µg/L	0.01		0.1[#2]	<0.01	-	<0.01	-	-	-	-	-	-	0	<0.01	<0.01	-	-	-	-	-	-
	Phenanthrene	µg/L	0.005		No UK EQS	-	-	-	<0.005	<0.005	<0.005	<0.005	<0.01	-	-	-	-	<0.005	0.00851	0.00851 -	0.00695	<0.005	<0.005
	Phenanthrene (Filtered)	µg/L	0.01		No UK EQS	<0.01	-	<0.01	-	-	-	-	-	-	0	<0.01	<0.01	-	-	-	-	-	-

					Investigation Phase	GI	GI	GI	GI	LTM	LTM	LTM	LTM	LTM	GI	GI	GI	GI	LTM	LTM	LTM	LTM	LTM	LTM
					Location_Code	BH09002	BH09002	BH09002	BH09002	BH09002	BH09002	BH09002	BH09002	BH09002	BH09006	BH09006	BH09006	BH09006	BH09006	BH09006	BH09006	BH09006	BH09006	BH09006
					Sampled_Date	14/11/2019	25/11/2019	15/01/2020	26/02/2020	02/04/2020	15/04/2020	24/06/2020	22/09/2020	05/01/2021	07/11/2019	25/11/2019	15/01/2020	25/02/2020	03/04/2020	03/04/2020	17/04/2020	20/05/2020	25/06/2020
					Sample_Depth	2.22	2.5	1.96	5	5	7	7	3.55	4.645	7.25	6.2	4.57	15	15	15	15	14.5	16
Chem_Group	**ChemName**	**output unit**	**EQL**	**UK Drinking Water Standards**	**UK Freshwater EQS**																		
	Fluorene	µg/L	0.005		No UK EQS	-	-	-	<0.005	<0.005	<0.005	<0.005	<0.01	-	-	-	-	<0.005	<0.005	<0.005	<0.005	<0.005	<0.005
	Fluorene (Filtered)	µg/L	0.01		No UK EQS	<0.01	-	<0.01	-	-	-	-	-	-	0	<0.01	<0.01	-	-	-	-	-	-
	Chrysene	µg/L	0.005		No UK EQS	-	-	-	<0.005	<0.005	<0.005	<0.005	<0.01	-	-	-	-	<0.005	<0.005	<0.005	<0.005	<0.005	<0.005
	Chrysene (Filtered)	µg/L	0.01		No UK EQS	0.03	-	<0.01	-	-	-	-	-	-	0	<0.01	<0.01	-	-	-	-	-	-
	Pyrene	µg/L	0.005		No UK EQS	-	-	-	<0.005	0.00957	<0.005	<0.005	<0.01	-	-	-	-	0.0119	<0.005	<0.005	<0.005	<0.005	<0.005
	Pyrene (Filtered)	µg/L	0.01		No UK EQS	0.04	-	<0.01	-	-	-	-	-	-	0	<0.01	<0.01	-	-	-	-	-	-
	Benzo(a)anthracene	µg/L	0.005		No UK EQS	-	-	-	<0.005	<0.005	<0.005	<0.005	<0.01	-	-	-	-	<0.005	<0.005	<0.005	<0.005	<0.005	<0.005
	Benzo(a)anthracene (Filtered)	µg/L	0.01		No UK EQS	0.02	-	<0.01	-	-	-	-	-	-	0	<0.01	<0.01	-	-	-	-	-	-
	Benzo(b)fluoranthene	µg/L	0.005	0.025[#18]	See BaP[#19]	-	-	-	<0.005	<0.005	<0.005	<0.005	<0.01	-	-	-	-	0.0115	<0.005	<0.005	<0.005	<0.005	<0.005
	Benzo(b)fluoranthene (Filtered)	µg/L	0.01	0.025[#18]	See BaP[#19]	0.03	-	<0.01	-	-	-	-	-	-	0	<0.01	<0.01	-	-	-	-	-	-
	Benzo(k)fluoranthene	µg/L	0.005	0.025[#18]	See BaP[#19]	-	-	-	<0.005	<0.005	<0.005	<0.005	<0.01	-	-	-	-	0.0074	<0.005	<0.005	<0.005	<0.005	<0.005
	Benzo(k)fluoranthene (Filtered)	µg/L	0.01	0.025[#18]	See BaP[#19]	0.01	-	<0.01	-	-	-	-	-	-	0	<0.01	<0.01	-	-	-	-	-	-
	Benzo(a)pyrene	µg/L	0.002	0.01[#1]	0.00017[#19]	-	-	-	<0.002	<0.002	<0.002	<0.002	<0.004	-	-	-	-	0.00873	<0.002	<0.002	<0.002	<0.002	<0.002
	Benzo(a)pyrene (Filtered)	µg/L	0.01	0.01[#1]	0.00017[#19]	0.02	-	<0.01	-	-	-	-	-	-	0	<0.01	<0.01	-	-	-	-	-	-
	Dibenz(a,h)anthracene	µg/L	0.005		No UK EQS	-	-	-	<0.005	<0.005	<0.005	<0.005	<0.01	-	-	-	-	<0.005	<0.005	<0.005	<0.005	<0.005	<0.005
	Dibenz(a,h)anthracene (Filtered)	µg/L	0.01		No UK EQS	<0.01	-	<0.01	-	-	-	-	-	-	0	<0.01	<0.01	-	-	-	-	-	-
	Benzo(g,h,i)perylene	µg/L	0.005	0.025[#18]	See BaP[#19]	-	-	-	<0.005	<0.005	<0.005	<0.005	<0.01	-	-	-	-	<0.005	<0.005	<0.005	<0.005	<0.005	<0.005
	Benzo(g,h,i)perylene (Filtered)	µg/L	0.01	0.025[#18]	See BaP[#19]	0.02	-	<0.01	-	-	-	-	-	-	0	<0.01	<0.01	-	-	-	-	-	-
	Indeno(1,2,3-c,d)pyrene	µg/L	0.005	0.025[#18]	See BaP[#19]	-	-	-	<0.005	<0.005	<0.005	<0.005	<0.01	-	-	-	-	<0.005	<0.005	<0.005	<0.005	<0.005	<0.005
	Indeno(1,2,3-c,d)pyrene (Filtered)	µg/L	0.01	0.025[#18]	See BaP[#19]	0.02	-	<0.01	-	-	-	-	-	-	0	<0.01	<0.01	-	-	-	-	-	-
	PAH 16 Total	µg/L	0.01			-	-	-	<0.082	<0.082	<0.082	<0.082	<0.164	-	-	-	-	0.124	<0.082	<0.082	<0.082	<0.082	<0.082
	PAH 16 Total (Filtered)	µg/L	0.01			0.24	-	<0.01	-	-	-	-	-	-	<0.01	<0.01	0.07	-	-	-	-	-	-
TPH CWG	>C5-C6 Aliphatics	µg/L	1	See TPH	See TPH	-	-	-	<10	<10	<10	<10	-	-	-	-	-	<10	<10	<10	<10	<10	<10
	>C5-C6 Aliphatics (Filtered)	µg/L	1	See TPH	See TPH	<1	-	<1	-	-	-	-	-	-	<1	-	<1	-	-	-	-	-	-
	>C6-C8 Aliphatics	µg/L	1	See TPH	See TPH	-	-	-	<10	<10	<10	<10	-	-	-	-	-	<10	<10	<10	<10	<10	<10
	>C6-C8 Aliphatics (Filtered)	µg/L	1	See TPH	See TPH	<1	-	<1	-	-	-	-	-	-	<1	-	<1	-	-	-	-	-	-
	>C8-C10 Aliphatics	µg/L	5	See TPH	See TPH	-	-	-	<10	<10	<10	<10	-	-	-	-	-	<10	<10	<10	<10	<10	<10
	>C8-C10 Aliphatics (Filtered)	µg/L	5	See TPH	See TPH	<5	-	<5	-	-	-	-	-	-	<5	-	<5	-	-	-	-	-	-
	>C10-C12 Aliphatics	µg/L	5	See TPH	See TPH	-	-	-	<10	<10	<10	<10	-	-	-	-	-	<10	<10	<10	<10	<10	<10
	>C10-C12 Aliphatics (Filtered)	µg/L	5	See TPH	See TPH	<5	-	<5	-	-	-	-	-	-	<5	-	<5	-	-	-	-	-	-
	>C12-C16 Aliphatics	µg/L	5	See TPH	See TPH	-	-	-	<10	<10	<10	<10	-	-	-	-	-	<10	<10	<10	<10	<10	<10
	>C12-C16 Aliphatics (Filtered)	µg/L	5	See TPH	See TPH	<5	-	<5	-	-	-	-	-	-	<5	-	<5	-	-	-	-	-	-
	>C16-C21 Aliphatics	µg/L	5	See TPH	See TPH	-	-	-	<10	<10	<10	<10	-	-	-	-	-	<10	<10	<10	<10	<10	<10
	>C16-C21 Aliphatics (Filtered)	µg/L	5	See TPH	See TPH	<5	-	<5	-	-	-	-	-	-	<5	-	<5	-	-	-	-	-	-
	>C21-C35 Aliphatics	µg/L	5	See TPH	See TPH	-	-	-	<10	<10	<10	<10	-	-	-	-	-	<10	<10	<10	<10	<10	<10
	>C21-C35 Aliphatics (Filtered)	µg/L	5	See TPH	See TPH	<5	-	<5	-	-	-	-	-	-	<5	-	<5	-	-	-	-	-	-
	>C16-C35 Aliphatics	µg/L	10			-	-	-	<10	<10	<10	<10	-	-	-	-	-	<10	<10	<10	<10	<10	<10
	Total >C5-C35 Aliphatics	µg/L	5	See TPH	See TPH	-	-	-	-	-	-	-	-	-	-	-	-	-	-	-	-	-	-
	Total >C5-C35 Aliphatics (Filtered)	µg/L	5	See TPH	See TPH	<5	-	<5	-	-	-	-	-	-	<5	-	<5	-	-	-	-	-	-
	Total Aliphatics >C12-C35	µg/L	10			-	-	-	<10	<10	<10	<10	-	-	-	-	-	<10	<10	<10	<10	<10	<10
	>EC5-EC7 Aromatics	µg/L	1	See TPH	See TPH	-	-	-	-	-	-	-	-	-	-	-	-	-	-	-	-	-	-
	>EC5-EC7 Aromatics (Filtered)	µg/L	1	See TPH	See TPH	<1	-	<1	-	-	-	-	-	-	<1	-	<1	-	-	-	-	-	-
	>EC6-EC7 Aromatics	µg/L	10			-	-	-	<10	<10	<10	<10	-	-	-	-	-	<10	<10	<10	<10	<10	<10
	>EC7-EC8 Aromatics	µg/L	1	See TPH	See TPH	-	-	-	<10	<10	<10	<10	-	-	-	-	-	<10	<10	<10	<10	<10	<10
	>EC7-EC8 Aromatics (Filtered)	µg/L	1	See TPH	See TPH	<1	-	<1	-	-	-	-	-	-	<1	-	<1	-	-	-	-	-	-
	>EC8-EC10 Aromatics	µg/L	5	See TPH	See TPH	-	-	-	<10	<10	<10	<10	-	-	-	-	-	<10	<10	<10	<10	<10	<10
	>EC8-EC10 Aromatics (Filtered)	µg/L	5	See TPH	See TPH	<5	-	<5	-	-	-	-	-	-	<5	-	<5	-	-	-	-	-	-
	>EC10-EC12 Aromatics	µg/L	5	See TPH	See TPH	-	-	-	<10	<10	<10	<10	-	-	-	-	-	<10	<10	<10	<10	<10	<10
	>EC10-EC12 Aromatics (Filtered)	µg/L	5	See TPH	See TPH	<5	-	5	-	-	-	-	-	-	<5	-	8	-	-	-	-	-	-
	>EC12-EC16 Aromatics	µg/L	5	See TPH	See TPH	-	-	-	<10	<10	<10	<10	-	-	-	-	-	<10	<10	<10	<10	<10	<10
	>EC12-EC16 Aromatics (Filtered)	µg/L	5	See TPH	See TPH	<5	-	13	-	-	-	-	-	-	<5	-	16	-	-	-	-	-	-
	>EC16-EC21 Aromatics	µg/L	5	See TPH	See TPH	-	-	-	<10	<10	<10	<10	-	-	-	-	-	<10	<10	<10	<10	<10	<10
	>EC16-EC21 Aromatics (Filtered)	µg/L	5	See TPH	See TPH	<5	-	<5	-	-	-	-	-	-	<5	-	<5	-	-	-	-	-	-
	>EC21-EC35 Aromatics	µg/L	10	See TPH	See TPH	-	-	-	<10	<10	<10	<10	-	-	-	-	-	<10	<10	<10	<10	<10	<10
	>EC21-EC35 Aromatics (Filtered)	µg/L	10	See TPH	See TPH	<10	-	<10	-	-	-	-	-	-	<10	-	<10	-	-	-	-	-	-
	Total Aromatics >EC12-EC35	µg/L	10			-	-	-	<10	<10	<10	<10	-	-	-	-	-	<10	<10	<10	<10	<10	<10
	Total >EC5-EC35 Aromatics	µg/L	10	See TPH	See TPH	-	-	-	-	-	-	-	-	-	-	-	-	-	-	-	-	-	-
	Total >EC5-EC35 Aromatics (Filtered)	µg/L	10	See TPH	See TPH	<10	-	18	-	-	-	-	-	-	<10	-	24	-	-	-	-	-	-
	TPH >C5-C35 Aliphatics/Aromatics	µg/L	10	I10[#20]	I50[#21]	-	-	-	<10	<10	<10	<10	-	-	-	-	-	<10	<10	<10	<10	12	<10
	TPH >C5-C35 Aliphatics/Aromatics (Filtered)	µg/L	10	I10[#20]	I50[#21]	<10	-	18	-	-	-	-	-	-	<10	-	24	-	-	-	-	-	-
TPH	>C5-C6	µg/L	10			-	-	-	-	-	-	-	<10	-	-	-	-	-	-	-	-	-	-
	>C6-C7	µg/L	10			-	-	-	-	-	-	-	<10	-	-	-	-	-	-	-	-	-	-
	>C7-C8	µg/L	10			-	-	-	-	-	-	-	<10	-	-	-	-	-	-	-	-	-	-
	>C6-C8	µg/L	10			-	-	-	-	-	-	-	-	-	-	-	-	-	-	-	-	-	-
	>C6-C8 (Filtered)	µg/L	10			-	-	-	-	-	-	-	-	-	-	-	-	-	-	-	-	-	-
	>C8-C10	µg/L	5			-	-	-	-	-	-	-	<10	-	-	-	-	-	-	-	-	-	-
	>C8-C10 (Filtered)	µg/L	5			-	-	-	-	-	-	-	-	-	-	-	-	-	-	-	-	-	-
	>C10-C12	µg/L	5			-	-	-	-	-	-	-	<10	-	-	-	-	-	-	-	-	-	-
	>C10-C12 (Filtered)	µg/L	5			-	-	-	-	-	-	-	-	-	-	-	-	-	-	-	-	-	-
	>C12-C16	µg/L	10			-	-	-	-	-	-	-	<200	-	-	-	-	-	-	-	-	-	-
	>C12-C16 (Filtered)	µg/L	10			-	-	-	-	-	-	-	-	-	-	-	-	-	-	-	-	-	-
	>C16-C21	µg/L	20			-	-	-	-	-	-	-	<200	-	-	-	-	-	-	-	-	-	-
	>C16-C21 (Filtered)	µg/L	20			-	-	-	-	-	-	-	-	-	-	-	-	-	-	-	-	-	-
	>C21-C28	µg/L	100			-	-	-	-	-	-	-	<200	-	-	-	-	-	-	-	-	-	-
	>C28-C35	µg/L	100			-	-	-	-	-	-	-	<200	-	-	-	-	-	-	-	-	-	-
	>C21-C40	µg/L	20			-	-	-	-	-	-	-	-	-	-	-	-	-	-	-	-	-	-
	>C21-C40 (Filtered)	µg/L	20			-	-	-	-	-	-	-	-	-	-	-	-	-	-	-	-	-	-
	>C35-C40	µg/L	100			-	-	-	-	-	-	-	<200	-	-	-	-	-	-	-	-	-	-
	EPH >C10-40	µg/L	100			-	-	-	-	-	-	-	<200	-	-	-	-	-	-	-	-	-	-
	Total EPH C6-40	µg/L	100			-	-	-	-	-	-	-	<100	-	-	-	-	-	-	-	-	-	-
	GRO >C5-12	µg/L	50			-	-	-	<50	<50	<50	<50	<50	-	-	-	-	<50	<50	<50	<50	<50	<50

						Investigation Phase	GI	GI	GI	GI	LTM	LTM	LTM	LTM	LTM	GI	GI	GI	GI	LTM	LTM	LTM	LTM	LTM
						Location_Code	BH09002	BH09002	BH09002	BH09002	BH09002	BH09002	BH09002	BH09002	BH09002	BH09006	BH09006	BH09006	BH09006	BH09006	BH09006	BH09006	BH09006	BH09006
						Sampled_Date	14/11/2019	25/11/2019	15/01/2020	26/02/2020	02/04/2020	15/04/2020	24/06/2020	22/09/2020	05/01/2021	07/11/2019	25/11/2019	15/01/2020	25/02/2020	03/04/2020	03/04/2020	17/04/2020	20/05/2020	25/06/2020
						Sample_Depth	2.22	2.5	1.96	5	5	7	7	3.55	4.645	7.25	6.2	4.57	15	15	15	15	14.5	16
Chem_Group	**ChemName**	**output unit**	**EQL**	**UK Drinking Water Standards**	**UK Freshwater EQS**																			
	Total Petroleum Hydrocarbons	µg/L	10	10[#20]	50[#21]	-	-	-	-	-	-	-	-	-	-	-	-	-	-	-	-	-	-
	Total Petroleum Hydrocarbons (Filtered)	µg/L	10	10[#20]	50[#21]	-	-	-	-	-	-	-	-	-	-	-	-	-	-	-	-	-	-
BTEX and MTBE	Benzene	µg/L	1	1[#1]	10[#2]	-	-	-	<7	<7	<7	<7	<7	-	-	-	-	<7	<7	<7	<7	<7	<7
	Benzene (Filtered)	µg/L	1	1[#1]	10[#2]	<1	-	<1	-	-	-	-	-	-	<1	-	<1	-	-	-	-	-	-
	Toluene	µg/L	1	700[#22]	74[#2]	-	-	-	<4	<4	<4	<4	<4	-	-	-	-	<4	<4	<4	<4	<7	<4
	Toluene (Filtered)	µg/L	1	700[#22]	74[#2]	<1	-	<1	-	-	-	-	-	-	<1	-	<1	-	-	-	-	-	-
	Ethylbenzene	µg/L	1	300[#22]	20[#23]	-	-	-	<5	<5	<5	<5	<5	-	-	-	-	<5	<5	<5	<5	<5	<5
	Ethylbenzene (Filtered)	µg/L	1	300[#22]	20[#23]	<1	-	<1	-	-	-	-	-	-	<1	-	<1	-	-	-	-	-	-
	Xylene (m & p)	µg/L	1	250[#24]	15[#25]	-	-	-	<8	<8	<8	<8	<8	-	-	-	-	<8	<8	<8	<8	<8	<8
	Xylene (m & p) (Filtered)	µg/L	1	250[#24]	15[#25]	<1	-	<1	-	-	-	-	-	-	<1	-	<1	-	-	-	-	-	-
	Xylene (o)	µg/L	1	250[#24]	15[#25]	-	-	-	<3	<3	<3	<3	<3	-	-	-	-	<3	<3	<3	<3	<3	<3
	Xylene (o) (Filtered)	µg/L	1	250[#24]	15[#25]	<1	-	<1	-	-	-	-	-	-	<1	-	<1	-	-	-	-	-	-
	Xylene Total	µg/L	2	500[#22]	30[#3]	-	-	-	<11	<11	<11	<11	<11	-	-	-	-	<11	<11	<11	<11	<11	<11
	MTBE	µg/L	1	15[#26]	15[#27]	-	-	-	<3	<3	<3	<3	<3	-	-	-	-	<3	<3	<3	<3	<3	<3
	MTBE (Filtered)	µg/L	1	15[#26]	15[#27]	<1	-	<1	-	-	-	-	-	-	<1	-	<1	-	-	-	-	-	-
	Total BTEX	µg/L	28			-	-	-	<28	<28	<28	<28	<28	-	-	-	-	<28	<28	<28	<28	<28	<28
VOC	Styrene	µg/L	1		50[#3]	-	-	-	-	-	-	-	-	-	-	-	-	-	-	-	-	-	-
	Styrene (Filtered)	µg/L	1		50[#3]	-	-	-	-	-	-	-	-	-	-	-	-	-	-	-	-	-	-
	cis-1,3-dichloropropene	µg/L	1			-	-	-	-	-	-	-	-	-	-	-	-	-	-	-	-	-	-
	cis-1,3-dichloropropene (Filtered)	µg/L	1			-	-	-	-	-	-	-	-	-	-	-	-	-	-	-	-	-	-
	trans-1,3-dichloropropene	µg/L	1			-	-	-	-	-	-	-	-	-	-	-	-	-	-	-	-	-	-
	trans-1,3-dichloropropene (Filtered)	µg/L	1			-	-	-	-	-	-	-	-	-	-	-	-	-	-	-	-	-	-
	1,1,1,2-tetrachloroethane	µg/L	1		70[#28]	-	-	-	-	-	-	-	-	-	-	-	-	-	-	-	-	-	-
	1,1,1,2-tetrachloroethane (Filtered)	µg/L	1		70[#28]	-	-	-	-	-	-	-	-	-	-	-	-	-	-	-	-	-	-
	1,1,1-trichloroethane	µg/L	1	2000[#29]	100[#3]	-	-	-	-	-	-	-	-	-	-	-	-	-	-	-	-	-	-
	1,1,1-trichloroethane (Filtered)	µg/L	1	2000[#29]	100[#3]	-	-	-	-	-	-	-	-	-	-	-	-	-	-	-	-	-	-
	1,1,2,2-tetrachloroethane	µg/L	1		70[#28]	-	-	-	-	-	-	-	-	-	-	-	-	-	-	-	-	-	-
	1,1,2,2-tetrachloroethane (Filtered)	µg/L	1		70[#28]	-	-	-	-	-	-	-	-	-	-	-	-	-	-	-	-	-	-
	1,1,2-trichloroethane	µg/L	1		400[#3]	-	-	-	-	-	-	-	-	-	-	-	-	-	-	-	-	-	-
	1,1,2-trichloroethane (Filtered)	µg/L	1		400[#3]	-	-	-	-	-	-	-	-	-	-	-	-	-	-	-	-	-	-
	1,1-dichloroethane	µg/L	1	2.8[#30]		-	-	-	-	-	-	-	-	-	-	-	-	-	-	-	-	-	-
	1,1-dichloroethane (Filtered)	µg/L	1	2.8[#30]		-	-	-	-	-	-	-	-	-	-	-	-	-	-	-	-	-	-
	1,1-dichloroethene	µg/L	1	140[#31]		-	-	-	-	-	-	-	-	-	-	-	-	-	-	-	-	-	-
	1,1-dichloroethene (Filtered)	µg/L	1	140[#31]		-	-	-	-	-	-	-	-	-	-	-	-	-	-	-	-	-	-
	1,1-dichloropropene	µg/L	1			-	-	-	-	-	-	-	-	-	-	-	-	-	-	-	-	-	-
	1,1-dichloropropene (Filtered)	µg/L	1			-	-	-	-	-	-	-	-	-	-	-	-	-	-	-	-	-	-
	1,2,3-trichloropropane	µg/L	1			-	-	-	-	-	-	-	-	-	-	-	-	-	-	-	-	-	-
	1,2,3-trichloropropane (Filtered)	µg/L	1			-	-	-	-	-	-	-	-	-	-	-	-	-	-	-	-	-	-
	1,2,4-trimethylbenzene	µg/L	1			-	-	-	-	-	-	-	-	-	-	-	-	-	-	-	-	-	-
	1,2,4-trimethylbenzene (Filtered)	µg/L	1			-	-	-	-	-	-	-	-	-	-	-	-	-	-	-	-	-	-
	1,2-dibromo-3-chloropropane	µg/L	1			-	-	-	-	-	-	-	-	-	-	-	-	-	-	-	-	-	-
	1,2-dibromo-3-chloropropane (Filtered)	µg/L	2			-	-	-	-	-	-	-	-	-	-	-	-	-	-	-	-	-	-
	1,2-dibromoethane	µg/L	1			-	-	-	-	-	-	-	-	-	-	-	-	-	-	-	-	-	-
	1,2-dibromoethane (Filtered)	µg/L	1			-	-	-	-	-	-	-	-	-	-	-	-	-	-	-	-	-	-
	1,2-dichloroethane	µg/L	1	3[#1]	10[#2]	-	-	-	-	-	-	-	-	-	-	-	-	-	-	-	-	-	-
	1,2-dichloroethane (Filtered)	µg/L	2	3[#1]	10[#2]	-	-	-	-	-	-	-	-	-	-	-	-	-	-	-	-	-	-
	1,2-dichloropropane	µg/L	1			-	-	-	-	-	-	-	-	-	-	-	-	-	-	-	-	-	-
	1,2-dichloropropane (Filtered)	µg/L	1			-	-	-	-	-	-	-	-	-	-	-	-	-	-	-	-	-	-
	1,3,5-trimethylbenzene	µg/L	1			-	-	-	-	-	-	-	-	-	-	-	-	-	-	-	-	-	-
	1,3,5-trimethylbenzene (Filtered)	µg/L	1			-	-	-	-	-	-	-	-	-	-	-	-	-	-	-	-	-	-
	1,3-dichloropropane	µg/L	1			-	-	-	-	-	-	-	-	-	-	-	-	-	-	-	-	-	-
	1,3-dichloropropane (Filtered)	µg/L	1			-	-	-	-	-	-	-	-	-	-	-	-	-	-	-	-	-	-
	2,2-dichloropropane	µg/L	1			-	-	-	-	-	-	-	-	-	-	-	-	-	-	-	-	-	-
	2,2-dichloropropane (Filtered)	µg/L	1			-	-	-	-	-	-	-	-	-	-	-	-	-	-	-	-	-	-
	2-chlorotoluene	µg/L	1			-	-	-	-	-	-	-	-	-	-	-	-	-	-	-	-	-	-
	2-chlorotoluene (Filtered)	µg/L	1			-	-	-	-	-	-	-	-	-	-	-	-	-	-	-	-	-	-
	4-chlorotoluene	µg/L	1			-	-	-	-	-	-	-	-	-	-	-	-	-	-	-	-	-	-
	4-chlorotoluene (Filtered)	µg/L	1			-	-	-	-	-	-	-	-	-	-	-	-	-	-	-	-	-	-
	Bromobenzene	µg/L	1			-	-	-	-	-	-	-	-	-	-	-	-	-	-	-	-	-	-
	Bromobenzene (Filtered)	µg/L	1			-	-	-	-	-	-	-	-	-	-	-	-	-	-	-	-	-	-
	Bromochloromethane	µg/L	1			-	-	-	-	-	-	-	-	-	-	-	-	-	-	-	-	-	-
	Bromochloromethane (Filtered)	µg/L	5			-	-	-	-	-	-	-	-	-	-	-	-	-	-	-	-	-	-
	Bromodichloromethane	µg/L	1	25[#32]		-	-	-	-	-	-	-	-	-	-	-	-	-	-	-	-	-	-
	Bromodichloromethane (Filtered)	µg/L	10	25[#32]		-	-	-	-	-	-	-	-	-	-	-	-	-	-	-	-	-	-
	Bromoform	µg/L	1	25[#32]		-	-	-	-	-	-	-	-	-	-	-	-	-	-	-	-	-	-
	Bromoform (Filtered)	µg/L	1	25[#32]		-	-	-	-	-	-	-	-	-	-	-	-	-	-	-	-	-	-
	Bromomethane	µg/L	1			-	-	-	-	-	-	-	-	-	-	-	-	-	-	-	-	-	-
	Bromomethane (Filtered)	µg/L	1			-	-	-	-	-	-	-	-	-	-	-	-	-	-	-	-	-	-
	Carbon disulfide	µg/L	1			-	-	-	-	-	-	-	-	-	-	-	-	-	-	-	-	-	-
	Carbon disulfide (Filtered)	µg/L	1			-	-	-	-	-	-	-	-	-	-	-	-	-	-	-	-	-	-
	Carbon tetrachloride	µg/L	1	3[#1]	12[#2]	-	-	-	-	-	-	-	-	-	-	-	-	-	-	-	-	-	-
	Carbon tetrachloride (Filtered)	µg/L	1	3[#1]	12[#2]	-	-	-	-	-	-	-	-	-	-	-	-	-	-	-	-	-	-
	Chlorodibromomethane	µg/L	1	25[#32]		-	-	-	-	-	-	-	-	-	-	-	-	-	-	-	-	-	-
	Chlorodibromomethane (Filtered)	µg/L	3	25[#32]		-	-	-	-	-	-	-	-	-	-	-	-	-	-	-	-	-	-
	Chloroethane	µg/L	1			-	-	-	-	-	-	-	-	-	-	-	-	-	-	-	-	-	-
	Chloroethane (Filtered)	µg/L	1			-	-	-	-	-	-	-	-	-	-	-	-	-	-	-	-	-	-
	Chloroform	µg/L	1	25[#32]	2.5[#2]	-	-	-	-	-	-	-	-	-	-	-	-	-	-	-	-	-	-
	Chloroform (Filtered)	µg/L	1	25[#32]	2.5[#2]	-	-	-	-	-	-	-	-	-	-	-	-	-	-	-	-	-	-
	Chloromethane	µg/L	1			-	-	-	-	-	-	-	-	-	-	-	-	-	-	-	-	-	-
	Chloromethane (Filtered)	µg/L	10			-	-	-	-	-	-	-	-	-	-	-	-	-	-	-	-	-	-
	cis-1,2-dichloroethene	µg/L	1	25[#33]		-	-	-	-	-	-	-	-	-	-	-	-	-	-	-	-	-	-

					Investigation Phase	GI	GI	GI	GI	LTM	LTM	LTM	LTM	LTM	GI	GI	GI	GI	LTM	LTM	LTM	LTM	LTM
					Location_Code	BH09002	BH09002	BH09002	BH09002	BH09002	BH09002	BH09002	BH09002	BH09002	BH09006	BH09006	BH09006	BH09006	BH09006	BH09006	BH09006	BH09006	BH09006
					Sampled_Date	14/11/2019	25/11/2019	15/01/2020	26/02/2020	02/04/2020	15/04/2020	24/06/2020	22/09/2020	05/01/2021	07/11/2019	25/11/2019	15/01/2020	25/02/2020	03/04/2020	03/04/2020	17/04/2020	20/05/2020	25/06/2020
					Sample_Depth	2.22	2.5	1.96	5	5	7	7	3.55	4.645	7.25	6.2	4.57	15	15	15	15	14.5	16
Chem_Group	**ChemName**	**output unit**	**EQL**	**UK Drinking Water Standards**	**UK Freshwater EQS**																		
	cis-1,2-dichloroethene (Filtered)	µg/L	1	25[#33]		-	-	-	-	-	-	-	-	-	-	-	-	-	-	-	-	-	-
	Dibromomethane	µg/L	1			-	-	-	-	-	-	-	-	-	-	-	-	-	-	-	-	-	-
	Dibromomethane (Filtered)	µg/L	1			-	-	-	-	-	-	-	-	-	-	-	-	-	-	-	-	-	-
	Dichlorodifluoromethane	µg/L	1			-	-	-	-	-	-	-	-	-	-	-	-	-	-	-	-	-	-
	Dichlorodifluoromethane (Filtered)	µg/L	1			-	-	-	-	-	-	-	-	-	-	-	-	-	-	-	-	-	-
	Dichloromethane	µg/L	3		20[#2]	-	-	-	-	-	-	-	-	-	-	-	-	-	-	-	-	-	-
	Dichloromethane (Filtered)	µg/L	5		20[#2]	-	-	-	-	-	-	-	-	-	-	-	-	-	-	-	-	-	-
	Isopropylbenzene	µg/L	1			-	-	-	-	-	-	-	-	-	-	-	-	-	-	-	-	-	-
	Isopropylbenzene (Filtered)	µg/L	1			-	-	-	-	-	-	-	-	-	-	-	-	-	-	-	-	-	-
	n-butylbenzene	µg/L	1			-	-	-	-	-	-	-	-	-	-	-	-	-	-	-	-	-	-
	n-butylbenzene (Filtered)	µg/L	1			-	-	-	-	-	-	-	-	-	-	-	-	-	-	-	-	-	-
	n-propylbenzene	µg/L	1			-	-	-	-	-	-	-	-	-	-	-	-	-	-	-	-	-	-
	n-propylbenzene (Filtered)	µg/L	1			-	-	-	-	-	-	-	-	-	-	-	-	-	-	-	-	-	-
	p-isopropyltoluene	µg/L	1			-	-	-	-	-	-	-	-	-	-	-	-	-	-	-	-	-	-
	p-isopropyltoluene (Filtered)	µg/L	1			-	-	-	-	-	-	-	-	-	-	-	-	-	-	-	-	-	-
	sec-butylbenzene	µg/L	1			-	-	-	-	-	-	-	-	-	-	-	-	-	-	-	-	-	-
	sec-butylbenzene (Filtered)	µg/L	1			-	-	-	-	-	-	-	-	-	-	-	-	-	-	-	-	-	-
	Trichloroethene	µg/L	1	5[#34]	10[#2]	-	-	-	-	-	-	-	-	-	-	-	-	-	-	-	-	-	-
	Trichloroethene (Filtered)	µg/L	1	5[#34]	10[#2]	-	-	-	-	-	-	-	-	-	-	-	-	-	-	-	-	-	-
	tert-butylbenzene	µg/L	1			-	-	-	-	-	-	-	-	-	-	-	-	-	-	-	-	-	-
	tert-butylbenzene (Filtered)	µg/L	2			-	-	-	-	-	-	-	-	-	-	-	-	-	-	-	-	-	-
	Tetrachloroethene	µg/L	1	5[#34]	10[#2]	-	-	-	-	-	-	-	-	-	-	-	-	-	-	-	-	-	-
	Tetrachloroethene (Filtered)	µg/L	1	5[#34]	10[#2]	-	-	-	-	-	-	-	-	-	-	-	-	-	-	-	-	-	-
	trans-1,2-dichloroethene	µg/L	1	25[#33]		-	-	-	-	-	-	-	-	-	-	-	-	-	-	-	-	-	-
	trans-1,2-dichloroethene (Filtered)	µg/L	1	25[#33]		-	-	-	-	-	-	-	-	-	-	-	-	-	-	-	-	-	-
	Trichlorofluoromethane	µg/L	1			-	-	-	-	-	-	-	-	-	-	-	-	-	-	-	-	-	-
	Trichlorofluoromethane (Filtered)	µg/L	1			-	-	-	-	-	-	-	-	-	-	-	-	-	-	-	-	-	-
	Vinyl chloride	µg/L	1	0.5[#1]		-	-	-	-	-	-	-	-	-	-	-	-	-	-	-	-	-	-
	Vinyl chloride (Filtered)	µg/L	1	0.5[#1]		-	-	-	-	-	-	-	-	-	-	-	-	-	-	-	-	-	-
	tert-Amyl methyl ether	µg/L	1			-	-	-	-	-	-	-	-	-	-	-	-	-	-	-	-	-	-
VOC/SVOC	1,2,3-trichlorobenzene	µg/L	0.01		0.13[#35]	-	-	-	-	-	-	-	-	-	-	-	-	-	-	-	-	-	-
	1,2,3-trichlorobenzene (Filtered)	µg/L	0.01		0.13[#35]	-	-	-	-	-	-	-	-	-	-	-	-	-	-	-	-	-	-
	1,2,4-trichlorobenzene	µg/L	0.01		0.13[#35]	-	-	-	-	-	-	-	-	-	-	-	-	-	-	-	-	-	-
	1,2,4-trichlorobenzene (Filtered)	µg/L	0.01		0.13[#35]	-	-	-	-	-	-	-	-	-	-	-	-	-	-	-	-	-	-
	1,2-dichlorobenzene	µg/L	1		6.7[#36]	-	-	-	-	-	-	-	-	-	-	-	-	-	-	-	-	-	-
	1,2-dichlorobenzene (Filtered)	µg/L	1		6.7[#36]	-	-	-	-	-	-	-	-	-	-	-	-	-	-	-	-	-	-
	1,3,5-Trichlorobenzene	µg/L	0.01		0.13[#35]	-	-	-	-	-	-	-	-	-	-	-	-	-	-	-	-	-	-
	1,3,5-Trichlorobenzene (Filtered)	µg/L	0.01		0.13[#35]	-	-	-	-	-	-	-	-	-	-	-	-	-	-	-	-	-	-
	1,3-dichlorobenzene	µg/L	1		6.7[#36]	-	-	-	-	-	-	-	-	-	-	-	-	-	-	-	-	-	-
	1,3-dichlorobenzene (Filtered)	µg/L	1		6.7[#36]	-	-	-	-	-	-	-	-	-	-	-	-	-	-	-	-	-	-
	1,4-dichlorobenzene	µg/L	1		6.7[#36]	-	-	-	-	-	-	-	-	-	-	-	-	-	-	-	-	-	-
	1,4-dichlorobenzene (Filtered)	µg/L	1		6.7[#36]	-	-	-	-	-	-	-	-	-	-	-	-	-	-	-	-	-	-
	Chlorobenzene	µg/L	1	100[#37]		-	-	-	-	-	-	-	-	-	-	-	-	-	-	-	-	-	-
	Chlorobenzene (Filtered)	µg/L	1	100[#37]		-	-	-	-	-	-	-	-	-	-	-	-	-	-	-	-	-	-
	Hexachlorobutadiene	µg/L	0.01		0.6(MAC)[#10]	-	-	-	-	-	-	-	-	-	-	-	-	-	-	-	-	-	-
	Hexachlorobutadiene (Filtered)	µg/L	0.01		0.6(MAC)[#10]	-	-	-	-	-	-	-	-	-	-	-	-	-	-	-	-	-	-
SVOC	4-bromophenyl phenyl ether	µg/L	1			-	-	-	-	-	-	-	-	-	-	-	-	-	-	-	-	-	-
	4-bromophenyl phenyl ether (Filtered)	µg/L	1			-	-	-	-	-	-	-	-	-	-	-	-	-	-	-	-	-	-
	4-nitroaniline	µg/L	1			-	-	-	-	-	-	-	-	-	-	-	-	-	-	-	-	-	-
	4-nitrophenol	µg/L	1			-	-	-	-	-	-	-	-	-	-	-	-	-	-	-	-	-	-
	4-nitrophenol (Filtered)	µg/L	1			-	-	-	-	-	-	-	-	-	-	-	-	-	-	-	-	-	-
	Perylene (Filtered)	µg/L	1			-	-	-	-	-	-	-	-	-	-	-	-	-	-	-	-	-	-
	2,4,5-trichlorophenol	µg/L	1			-	-	-	-	-	-	-	-	-	-	-	-	-	-	-	-	-	-
	2,4,5-trichlorophenol (Filtered)	µg/L	1			-	-	-	-	-	-	-	-	-	-	-	-	-	-	-	-	-	-
	2,4,6-trichlorophenol	µg/L	1			-	-	-	-	-	-	-	-	-	-	-	-	-	-	-	-	-	-
	2,4,6-trichlorophenol (Filtered)	µg/L	1			-	-	-	-	-	-	-	-	-	-	-	-	-	-	-	-	-	-
	2,4-dichlorophenol	µg/L	1		4.2[#2]	-	-	-	-	-	-	-	-	-	-	-	-	-	-	-	-	-	-
	2,4-dichlorophenol (Filtered)	µg/L	1		4.2[#2]	-	-	-	-	-	-	-	-	-	-	-	-	-	-	-	-	-	-
	2,4-dimethylphenol	µg/L	1			-	-	-	-	-	-	-	-	-	-	-	-	-	-	-	-	-	-
	2,4-dimethylphenol (Filtered)	µg/L	1			-	-	-	-	-	-	-	-	-	-	-	-	-	-	-	-	-	-
	2,4-dinitrotoluene	µg/L	1			-	-	-	-	-	-	-	-	-	-	-	-	-	-	-	-	-	-
	2,4-dinitrotoluene (Filtered)	µg/L	1			-	-	-	-	-	-	-	-	-	-	-	-	-	-	-	-	-	-
	2,6-dinitrotoluene	µg/L	1			-	-	-	-	-	-	-	-	-	-	-	-	-	-	-	-	-	-
	2,6-dinitrotoluene (Filtered)	µg/L	1			-	-	-	-	-	-	-	-	-	-	-	-	-	-	-	-	-	-
	2-chloronaphthalene	µg/L	1			-	-	-	-	-	-	-	-	-	-	-	-	-	-	-	-	-	-
	2-chloronaphthalene (Filtered)	µg/L	1			-	-	-	-	-	-	-	-	-	-	-	-	-	-	-	-	-	-
	2-chlorophenol	µg/L	1		50[#3]	-	-	-	-	-	-	-	-	-	-	-	-	-	-	-	-	-	-
	2-chlorophenol (Filtered)	µg/L	1		50[#3]	-	-	-	-	-	-	-	-	-	-	-	-	-	-	-	-	-	-
	2-methylnaphthalene	µg/L	1			-	-	-	-	-	-	-	-	-	-	-	-	-	-	-	-	-	-
	2-methylnaphthalene (Filtered)	µg/L	1			-	-	-	-	-	-	-	-	-	-	-	-	-	-	-	-	-	-
	2-methylphenol	µg/L	1			-	-	-	-	-	-	-	-	-	-	-	-	-	-	-	-	-	-
	2-methylphenol (Filtered)	µg/L	1			-	-	-	-	-	-	-	-	-	-	-	-	-	-	-	-	-	-
	2-nitroaniline	µg/L	1			-	-	-	-	-	-	-	-	-	-	-	-	-	-	-	-	-	-
	2-nitrophenol	µg/L	1			-	-	-	-	-	-	-	-	-	-	-	-	-	-	-	-	-	-
	2-nitrophenol (Filtered)	µg/L	1			-	-	-	-	-	-	-	-	-	-	-	-	-	-	-	-	-	-
	3-nitroaniline	µg/L	1			-	-	-	-	-	-	-	-	-	-	-	-	-	-	-	-	-	-
	4,6-Dinitro-2-methylphenol	µg/L				-	-	-	-	-	-	-	-	-	-	-	-	-	-	-	-	-	-
	4-chloro-3-methylphenol	µg/L	1		40[#3]	-	-	-	-	-	-	-	-	-	-	-	-	-	-	-	-	-	-
	4-chloro-3-methylphenol (Filtered)	µg/L	1		40[#3]	-	-	-	-	-	-	-	-	-	-	-	-	-	-	-	-	-	-
	4-chloroaniline	µg/L	1			-	-	-	-	-	-	-	-	-	-	-	-	-	-	-	-	-	-
	4-chlorophenyl phenyl ether	µg/L	1			-	-	-	-	-	-	-	-	-	-	-	-	-	-	-	-	-	-

					Investigation Phase	GI	GI	GI	GI	LTM	LTM	LTM	LTM	LTM	GI	GI	GI	GI	LTM	LTM	LTM	LTM	LTM
					Location_Code	BH09002	BH09002	BH09002	BH09002	BH09002	BH09002	BH09002	BH09002	BH09002	BH09006	BH09006	BH09006	BH09006	BH09006	BH09006	BH09006	BH09006	BH09006
					Sampled_Date	14/11/2019	25/11/2019	15/01/2020	26/02/2020	02/04/2020	15/04/2020	24/06/2020	22/09/2020	05/01/2021	07/11/2019	25/11/2019	15/01/2020	25/02/2020	03/04/2020	03/04/2020	17/04/2020	20/05/2020	25/06/2020
					Sample_Depth	2.22	2.5	1.96	5	5	7	7	3.55	4.645	7.25	6.2	4.57	15	15	15	15	14.5	16
Chem_Group	**ChemName**	**output unit**	**EQL**	**UK Drinking Water Standards**	**UK Freshwater EQS**																		
	4-methylphenol	µg/L	1			-	-	-	-	-	-	-	-	-	-	-	-	-	-	-	-	-	-
	Azobenzene	µg/L	1			-	-	-	-	-	-	-	-	-	-	-	-	-	-	-	-	-	-
	Bis(2-chloroethoxy) methane	µg/L	1			-	-	-	-	-	-	-	-	-	-	-	-	-	-	-	-	-	-
	Bis(2-chloroethoxy) methane (Filtered)	µg/L	1			-	-	-	-	-	-	-	-	-	-	-	-	-	-	-	-	-	-
	Bis(2-chloroethyl)ether	µg/L	1			-	-	-	-	-	-	-	-	-	-	-	-	-	-	-	-	-	-
	Bis(2-chloroethyl)ether (Filtered)	µg/L	1			-	-	-	-	-	-	-	-	-	-	-	-	-	-	-	-	-	-
	Bis(2-chloroisopropyl) ether (Filtered)	µg/L	1			-	-	-	-	-	-	-	-	-	-	-	-	-	-	-	-	-	-
	Bis(2-ethylhexyl) phthalate	µg/L	2		1.3[#2]	-	-	-	-	-	-	-	-	-	-	-	-	-	-	-	-	-	-
	Bis(2-ethylhexyl) phthalate (Filtered)	µg/L	10		1.3[#2]	-	-	-	-	-	-	-	-	-	-	-	-	-	-	-	-	-	-
	Butyl benzyl phthalate	µg/L	1		7.5[#2]	-	-	-	-	-	-	-	-	-	-	-	-	-	-	-	-	-	-
	Butyl benzyl phthalate (Filtered)	µg/L	1		7.5[#2]	-	-	-	-	-	-	-	-	-	-	-	-	-	-	-	-	-	-
	Carbazole	µg/L	1			-	-	-	-	-	-	-	-	-	-	-	-	-	-	-	-	-	-
	Carbazole (Filtered)	µg/L	1			-	-	-	-	-	-	-	-	-	-	-	-	-	-	-	-	-	-
	Dibenzofuran	µg/L	1			-	-	-	-	-	-	-	-	-	-	-	-	-	-	-	-	-	-
	Dibenzofuran (Filtered)	µg/L	1			-	-	-	-	-	-	-	-	-	-	-	-	-	-	-	-	-	-
	Diethylphthalate	µg/L	1		200[#3]	-	-	-	-	-	-	-	-	-	-	-	-	-	-	-	-	-	-
	Diethylphthalate (Filtered)	µg/L	1		200[#3]	-	-	-	-	-	-	-	-	-	-	-	-	-	-	-	-	-	-
	Dimethyl phthalate	µg/L	1		800[#3]	-	-	-	-	-	-	-	-	-	-	-	-	-	-	-	-	-	-
	Dimethyl phthalate (Filtered)	µg/L	1		800[#3]	-	-	-	-	-	-	-	-	-	-	-	-	-	-	-	-	-	-
	Di-n-butyl phthalate	µg/L	1		8[#3]	-	-	-	-	-	-	-	-	-	-	-	-	-	-	-	-	-	-
	Di-n-butyl phthalate (Filtered)	µg/L	1		8[#3]	-	-	-	-	-	-	-	-	-	-	-	-	-	-	-	-	-	-
	Di-n-octyl phthalate	µg/L	5		20[#3]	-	-	-	-	-	-	-	-	-	-	-	-	-	-	-	-	-	-
	Di-n-octyl phthalate (Filtered)	µg/L	10		20[#3]	-	-	-	-	-	-	-	-	-	-	-	-	-	-	-	-	-	-
	Hexachlorobenzene	µg/L	0.01		0.05(MAC)[#10]	-	-	-	-	-	-	-	-	-	-	-	-	-	-	-	-	-	-
	Hexachlorobenzene (Filtered)	µg/L	0.01		0.05(MAC)[#10]	-	-	-	-	-	-	-	-	-	-	-	-	-	-	-	-	-	-
	Hexachlorocyclopentadiene	µg/L	1			-	-	-	-	-	-	-	-	-	-	-	-	-	-	-	-	-	-
	Hexachlorocyclopentadiene (Filtered)	µg/L	1			-	-	-	-	-	-	-	-	-	-	-	-	-	-	-	-	-	-
	Hexachloroethane	µg/L	1			-	-	-	-	-	-	-	-	-	-	-	-	-	-	-	-	-	-
	Hexachloroethane (Filtered)	µg/L	1			-	-	-	-	-	-	-	-	-	-	-	-	-	-	-	-	-	-
	Isophorone	µg/L	1			-	-	-	-	-	-	-	-	-	-	-	-	-	-	-	-	-	-
	Isophorone (Filtered)	µg/L	1			-	-	-	-	-	-	-	-	-	-	-	-	-	-	-	-	-	-
	Nitrobenzene	µg/L	1			-	-	-	-	-	-	-	-	-	-	-	-	-	-	-	-	-	-
	Nitrobenzene (Filtered)	µg/L	1			-	-	-	-	-	-	-	-	-	-	-	-	-	-	-	-	-	-
	N-nitrosodi-n-propylamine	µg/L	1			-	-	-	-	-	-	-	-	-	-	-	-	-	-	-	-	-	-
	N-nitrosodi-n-propylamine (Filtered)	µg/L	1			-	-	-	-	-	-	-	-	-	-	-	-	-	-	-	-	-	-
	Pentachlorobenzene	µg/L	0.01		0.007[#2]	-	-	-	-	-	-	-	-	-	-	-	-	-	-	-	-	-	-
	Pentachlorobenzene (Filtered)	µg/L	0.01		0.007[#2]	-	-	-	-	-	-	-	-	-	-	-	-	-	-	-	-	-	-
	Pentachloronitrobenzene	µg/L	0.01			-	-	-	-	-	-	-	-	-	-	-	-	-	-	-	-	-	-
	Pentachloronitrobenzene (Filtered)	µg/L	0.01			-	-	-	-	-	-	-	-	-	-	-	-	-	-	-	-	-	-
	Pentachlorophenol	µg/L	1		0.4[#2]	-	-	-	-	-	-	-	-	-	-	-	-	-	-	-	-	-	-
	Pentachlorophenol (Filtered)	µg/L	0.02		0.4[#2]	-	-	-	-	-	-	-	-	-	-	-	-	-	-	-	-	-	-
PCB	Heptachlorobiphenyl, 2,3,3,4,4,5,5- (PCB 189)	µg/L	0.015			-	-	-	-	-	-	-	-	-	-	-	-	-	-	-	-	-	-
	Heptachlorobiphenyl, 2,3,3,4,4,5,5- (PCB 189) (Filtered)	µg/L	0.001			-	-	-	-	-	-	-	-	-	-	-	-	-	-	-	-	-	-
	Hexachlorobiphenyl, 2,3,3,4,4,5- (PCB 156)	µg/L	0.015			-	-	-	-	-	-	-	-	-	-	-	-	-	-	-	-	-	-
	Hexachlorobiphenyl, 2,3,3,4,4,5- (PCB 156) (Filtered)	µg/L	0.001			-	-	-	-	-	-	-	-	-	-	-	-	-	-	-	-	-	-
	Hexachlorobiphenyl, 2,3,3,4,4,5- (PCB 157)	µg/L	0.015			-	-	-	-	-	-	-	-	-	-	-	-	-	-	-	-	-	-
	Hexachlorobiphenyl, 2,3,3,4,4,5- (PCB 157) (Filtered)	µg/L	0.001			-	-	-	-	-	-	-	-	-	-	-	-	-	-	-	-	-	-
	Hexachlorobiphenyl, 2,3,4,4,5,5- (PCB 167)	µg/L	0.015			-	-	-	-	-	-	-	-	-	-	-	-	-	-	-	-	-	-
	Hexachlorobiphenyl, 2,3,4,4,5,5- (PCB 167) (Filtered)	µg/L	0.001			-	-	-	-	-	-	-	-	-	-	-	-	-	-	-	-	-	-
	Hexachlorobiphenyl, 3,3,4,4,5,5- (PCB 169)	µg/L	0.015			-	-	-	-	-	-	-	-	-	-	-	-	-	-	-	-	-	-
	Hexachlorobiphenyl, 3,3,4,4,5,5- (PCB 169) (Filtered)	µg/L	0.001			-	-	-	-	-	-	-	-	-	-	-	-	-	-	-	-	-	-
	PCB 101	µg/L	0.015			-	-	-	-	-	-	-	-	-	-	-	-	-	-	-	-	-	-
	PCB 101 (Filtered)	µg/L	0.001			-	-	-	-	-	-	-	-	-	-	-	-	-	-	-	-	-	-
	PCB 118	µg/L	0.015			-	-	-	-	-	-	-	-	-	-	-	-	-	-	-	-	-	-
	PCB 118 (Filtered)	µg/L	0.002			-	-	-	-	-	-	-	-	-	-	-	-	-	-	-	-	-	-
	PCB 138	µg/L	0.015			-	-	-	-	-	-	-	-	-	-	-	-	-	-	-	-	-	-
	PCB 138 (Filtered)	µg/L	0.001			-	-	-	-	-	-	-	-	-	-	-	-	-	-	-	-	-	-
	PCB 153	µg/L	0.015			-	-	-	-	-	-	-	-	-	-	-	-	-	-	-	-	-	-
	PCB 153 (Filtered)	µg/L	0.001			-	-	-	-	-	-	-	-	-	-	-	-	-	-	-	-	-	-
	PCB 180	µg/L	0.015			-	-	-	-	-	-	-	-	-	-	-	-	-	-	-	-	-	-
	PCB 180 (Filtered)	µg/L	0.001			-	-	-	-	-	-	-	-	-	-	-	-	-	-	-	-	-	-
	PCB 28	µg/L	0.015			-	-	-	-	-	-	-	-	-	-	-	-	-	-	-	-	-	-
	PCB 28 (Filtered)	µg/L	0.001			-	-	-	-	-	-	-	-	-	-	-	-	-	-	-	-	-	-
	PCB 52	µg/L	0.015			-	-	-	-	-	-	-	-	-	-	-	-	-	-	-	-	-	-
	PCB 52 (Filtered)	µg/L	0.001			-	-	-	-	-	-	-	-	-	-	-	-	-	-	-	-	-	-
	Pentachlorobiphenyl, 2,3,3,4,4- (PCB 105)	µg/L	0.015			-	-	-	-	-	-	-	-	-	-	-	-	-	-	-	-	-	-
	Pentachlorobiphenyl, 2,3,3,4,4- (PCB 105) (Filtered)	µg/L	0.001			-	-	-	-	-	-	-	-	-	-	-	-	-	-	-	-	-	-
	Pentachlorobiphenyl, 2,3,4,4,5- (PCB 114)	µg/L	0.015			-	-	-	-	-	-	-	-	-	-	-	-	-	-	-	-	-	-
	Pentachlorobiphenyl, 2,3,4,4,5- (PCB 114) (Filtered)	µg/L	0.001			-	-	-	-	-	-	-	-	-	-	-	-	-	-	-	-	-	-
	Pentachlorobiphenyl, 2,3,4,4,5- (PCB 123)	µg/L	0.015			-	-	-	-	-	-	-	-	-	-	-	-	-	-	-	-	-	-
	Pentachlorobiphenyl, 2,3,4,4,5- (PCB 123) (Filtered)	µg/L	0.001			-	-	-	-	-	-	-	-	-	-	-	-	-	-	-	-	-	-
	Pentachlorobiphenyl, 3,3,4,4,5- (PCB 126)	µg/L	0.015			-	-	-	-	-	-	-	-	-	-	-	-	-	-	-	-	-	-
	Pentachlorobiphenyl, 3,3,4,4,5- (PCB 126) (Filtered)	µg/L	0.001			-	-	-	-	-	-	-	-	-	-	-	-	-	-	-	-	-	-
	Tetrachlorobiphenyl, 3,3,4,4- (PCB 77)	µg/L	0.015			-	-	-	-	-	-	-	-	-	-	-	-	-	-	-	-	-	-
	Tetrachlorobiphenyl, 3,3,4,4- (PCB 77) (Filtered)	µg/L	0.001			-	-	-	-	-	-	-	-	-	-	-	-	-	-	-	-	-	-
	Tetrachlorobiphenyl, 3,4,4,5- (PCB 81)	µg/L	0.015			-	-	-	-	-	-	-	-	-	-	-	-	-	-	-	-	-	-
	Tetrachlorobiphenyl, 3,4,4,5- (PCB 81) (Filtered)	µg/L	0.001			-	-	-	-	-	-	-	-	-	-	-	-	-	-	-	-	-	-
	Total PCB 7 Congeners	µg/L	0.105			-	-	-	-	-	-	-	-	-	-	-	-	-	-	-	-	-	-
	Total PCB 7 Congeners and WHO 12 (Filtered)	µg/l	0.001			-	-	-	-	-	-	-	-	-	-	-	-	-	-	-	-	-	-
Phenolics	Xylenols (Filtered)	µg/L	0.5			-	-	-	<0.5	<0.5	<0.5	<0.5	<0.5	-	-	-	-	<0.5	<0.5	<0.5	<0.5	<0.5	1.67
	3-&4-methylphenol (Filtered)	µg/L	1			-	-	-	-	-	-	-	-	-	-	-	-	-	-	-	-	-	-

						Investigation Phase	GI	GI	GI	GI	LTM	LTM	LTM	LTM	LTM	GI	GI	GI	GI	LTM	LTM	LTM	LTM	LTM
						Location_Code	BH09002	BH09002	BH09002	BH09002	BH09002	BH09002	BH09002	BH09002	BH09002	BH09006	BH09006	BH09006	BH09006	BH09006	BH09006	BH09006	BH09006	BH09006	BH09006
						Sampled_Date	14/11/2019	25/11/2019	15/01/2020	26/02/2020	02/04/2020	15/04/2020	24/06/2020	22/09/2020	05/01/2021	07/11/2019	25/11/2019	15/01/2020	25/02/2020	03/04/2020	03/04/2020	17/04/2020	20/05/2020	25/06/2020
						Sample_Depth	2.22	2.5	1.96	5	5	7	7	3.55	4.645	7.25	6.2	4.57	15	15	15	15	14.5	16
Chem_Group	**ChemName**	**output unit**	**EQL**	**UK Drinking Water Standards**	**UK Freshwater EQS**																			
	Cresol Total (Filtered)	µg/L	0.5			-	-	-	<0.5	<0.5	<0.5	<0.5	<0.5	-	-	-	-	<0.5	<0.5	<0.5	<0.5	<0.5	<0.5
	Phenol	µg/L	1	5800[#30]	7.7[#2]	-	-	-	-	-	-	-	-	-	-	-	-	-	-	-	-	-	-
	Phenol (Filtered)	µg/L	0.5	5800[#30]	7.7[#2]	-	-	-	<0.5	<0.5	<0.5	<0.5	<0.5	-	-	-	-	<0.5	<0.5	<0.5	<0.5	<0.5	<0.5
	Total Phenols	µg/L	10			-	-	-	-	-	-	-	-	-	-	-	-	-	-	-	-	-	-
	Total Phenols (Filtered)	µg/L	10			<10	-	<10	-	-	-	-	-	-	<10	-	<10	-	-	-	-	-	-
	Phenols Monohydric (Filtered)	µg/L	0.5			-	-	-	<0.5	<0.5	<0.5	<0.5	<0.5	-	-	-	-	<0.5	<0.5	<0.5	<0.5	<0.5	1.67
Organotins	Dibutyltin (Filtered)	µg/L	0.05			-	-	-	-	-	-	-	-	-	-	-	-	-	-	-	-	-	-
	Monobutyltin (Filtered)	µg/L	0.05			-	-	-	-	-	-	-	-	-	-	-	-	-	-	-	-	-	-
	Tetrabutyltin (Filtered)	µg/L	0.001			-	-	-	-	-	-	-	-	-	-	-	-	-	-	-	-	-	-
	Tributyltin	µg/L	0.001		0.0002[#2]	-	-	-	-	-	-	-	-	-	-	-	-	-	-	-	-	-	-
	Tributyltin (Filtered)	µg/L	0.05		0.0002[#2]	-	-	-	-	-	-	-	-	-	-	-	-	-	-	-	-	-	-
	Triphenyltin (Filtered)	µg/L	0.05		0.02(MAC)[#38]	-	-	-	-	-	-	-	-	-	-	-	-	-	-	-	-	-	-
Pesticides	1-(3.4-Dichlorophenyl) urea (DCPU)	µg/l				-	-	-	-	-	-	-	-	-	-	-	-	-	-	-	-	-	-
	2-(4-Chlorophenoxy)propionic acid, 4-CPP	µg/l				-	-	-	-	-	-	-	-	-	-	-	-	-	-	-	-	-	-
	2-amino-N-(isopropyl)benzamide	µg/l				-	-	-	-	-	-	-	-	-	-	-	-	-	-	-	-	-	-
	2-Chloro-2.6-diethylacetanilide	µg/l				-	-	-	-	-	-	-	-	-	-	-	-	-	-	-	-	-	-
	Acibenzolar-S-methyl	µg/l				-	-	-	-	-	-	-	-	-	-	-	-	-	-	-	-	-	-
	Aminopyralid	µg/l				-	-	-	-	-	-	-	-	-	-	-	-	-	-	-	-	-	-
	Azoxystrobin	µg/L				-	-	-	-	-	-	-	-	-	-	-	-	-	-	-	-	-	-
	BAM	µg/l				-	-	-	-	-	-	-	-	-	-	-	-	-	-	-	-	-	-
	Benalaxyl	µg/l				-	-	-	-	-	-	-	-	-	-	-	-	-	-	-	-	-	-
	Bentazone methyl	µg/l				-	-	-	-	-	-	-	-	-	-	-	-	-	-	-	-	-	-
	Bifenox	µg/L				-	-	-	-	-	-	-	-	-	-	-	-	-	-	-	-	-	-
	Bitertanol	µg/l				-	-	-	-	-	-	-	-	-	-	-	-	-	-	-	-	-	-
	Boscalid	µg/l				-	-	-	-	-	-	-	-	-	-	-	-	-	-	-	-	-	-
	Cadusafos	µg/l				-	-	-	-	-	-	-	-	-	-	-	-	-	-	-	-	-	-
	Carfentrazone-ethyl	µg/L				-	-	-	-	-	-	-	-	-	-	-	-	-	-	-	-	-	-
	Chloridazon-desphenyl	µg/l				-	-	-	-	-	-	-	-	-	-	-	-	-	-	-	-	-	-
	Chloridazon-methyl desphenyl	µg/l				-	-	-	-	-	-	-	-	-	-	-	-	-	-	-	-	-	-
	Chlorotoluron-desmethyl	µg/l				-	-	-	-	-	-	-	-	-	-	-	-	-	-	-	-	-	-
	Chlorpropham	µg/L			10[#3]	-	-	-	-	-	-	-	-	-	-	-	-	-	-	-	-	-	-
	Clodinafop	µg/l				-	-	-	-	-	-	-	-	-	-	-	-	-	-	-	-	-	-
	Clomeprop	µg/l				-	-	-	-	-	-	-	-	-	-	-	-	-	-	-	-	-	-
	Crimidine	µg/l				-	-	-	-	-	-	-	-	-	-	-	-	-	-	-	-	-	-
	Cybutryne (Irgarol)	µg/l				-	-	-	-	-	-	-	-	-	-	-	-	-	-	-	-	-	-
	Cyprazine	µg/l				-	-	-	-	-	-	-	-	-	-	-	-	-	-	-	-	-	-
	Cyprodinil	µg/L				-	-	-	-	-	-	-	-	-	-	-	-	-	-	-	-	-	-
	Dichlofenthion	µg/l				-	-	-	-	-	-	-	-	-	-	-	-	-	-	-	-	-	-
	Dichlormid	µg/l				-	-	-	-	-	-	-	-	-	-	-	-	-	-	-	-	-	-
	Diethofencarb	µg/l				-	-	-	-	-	-	-	-	-	-	-	-	-	-	-	-	-	-
	Difenacoum	µg/l				-	-	-	-	-	-	-	-	-	-	-	-	-	-	-	-	-	-
	Dimefuron	µg/l				-	-	-	-	-	-	-	-	-	-	-	-	-	-	-	-	-	-
	Dimefuron (Filtered)	µg/l	0.05			-	-	-	-	-	-	-	-	-	-	-	-	-	-	-	-	-	-
	Dimethachlo	µg/l				-	-	-	-	-	-	-	-	-	-	-	-	-	-	-	-	-	-
	Dimethenamid	µg/l				-	-	-	-	-	-	-	-	-	-	-	-	-	-	-	-	-	-
	Dimethomorph	µg/l				-	-	-	-	-	-	-	-	-	-	-	-	-	-	-	-	-	-
	Dinoterb	µg/l				-	-	-	-	-	-	-	-	-	-	-	-	-	-	-	-	-	-
	Diuron desmethyl (DCPMU)	µg/l				-	-	-	-	-	-	-	-	-	-	-	-	-	-	-	-	-	-
	Epoxiconazole	µg/l				-	-	-	-	-	-	-	-	-	-	-	-	-	-	-	-	-	-
	Etrimphos	µg/L	0.01			-	-	-	-	-	-	-	-	-	-	-	-	-	-	-	-	-	-
	Etrimphos (Filtered)	µg/L	0.01			-	-	-	-	-	-	-	-	-	-	-	-	-	-	-	-	-	-
	Fenoxaprop	µg/l				-	-	-	-	-	-	-	-	-	-	-	-	-	-	-	-	-	-
	Fenpropidin	µg/l				-	-	-	-	-	-	-	-	-	-	-	-	-	-	-	-	-	-
	Fenuron	µg/l				-	-	-	-	-	-	-	-	-	-	-	-	-	-	-	-	-	-
	Fipronil	µg/L				-	-	-	-	-	-	-	-	-	-	-	-	-	-	-	-	-	-
	Florasulam	µg/l				-	-	-	-	-	-	-	-	-	-	-	-	-	-	-	-	-	-
	Fluazifop	µg/l				-	-	-	-	-	-	-	-	-	-	-	-	-	-	-	-	-	-
	Fluazifop-P-butyl	µg/L				-	-	-	-	-	-	-	-	-	-	-	-	-	-	-	-	-	-
	Foramsulfuron	µg/l				-	-	-	-	-	-	-	-	-	-	-	-	-	-	-	-	-	-
	Furathiocarb	µg/l				-	-	-	-	-	-	-	-	-	-	-	-	-	-	-	-	-	-
	Haloxyfop	µg/l				-	-	-	-	-	-	-	-	-	-	-	-	-	-	-	-	-	-
	Haloxyfop-p-methyl	µg/l				-	-	-	-	-	-	-	-	-	-	-	-	-	-	-	-	-	-
	Heptachlor epoxide	µg/L	0.01	0.03[#1]		-	-	-	-	-	-	-	-	-	-	-	-	-	-	-	-	-	-
	Heptachlor epoxide (Filtered)	µg/L	0.01	0.03[#1]		-	-	-	-	-	-	-	-	-	-	-	-	-	-	-	-	-	-
	Imazamox	µg/l				-	-	-	-	-	-	-	-	-	-	-	-	-	-	-	-	-	-
	Indoxacarb	µg/L				-	-	-	-	-	-	-	-	-	-	-	-	-	-	-	-	-	-
	Isoproturon-desmethyl	µg/l				-	-	-	-	-	-	-	-	-	-	-	-	-	-	-	-	-	-
	Isoproturon-monodesmethyl	µg/l				-	-	-	-	-	-	-	-	-	-	-	-	-	-	-	-	-	-
	Isopyrazam	µg/l				-	-	-	-	-	-	-	-	-	-	-	-	-	-	-	-	-	-
	Kresoxim-methyl	µg/l				-	-	-	-	-	-	-	-	-	-	-	-	-	-	-	-	-	-
	Malaoxon	µg/l				-	-	-	-	-	-	-	-	-	-	-	-	-	-	-	-	-	-
	Mandipropamid	µg/l				-	-	-	-	-	-	-	-	-	-	-	-	-	-	-	-	-	-
	Mecarbam	µg/l				-	-	-	-	-	-	-	-	-	-	-	-	-	-	-	-	-	-
	Mesotrione	µg/l				-	-	-	-	-	-	-	-	-	-	-	-	-	-	-	-	-	-
	Metconazole	µg/l				-	-	-	-	-	-	-	-	-	-	-	-	-	-	-	-	-	-
	Metribuzin-desamino	µg/l				-	-	-	-	-	-	-	-	-	-	-	-	-	-	-	-	-	-
	Naptalam	µg/l				-	-	-	-	-	-	-	-	-	-	-	-	-	-	-	-	-	-
	Nicosulfuron	µg/l				-	-	-	-	-	-	-	-	-	-	-	-	-	-	-	-	-	-
	Nuarimol	µg/l				-	-	-	-	-	-	-	-	-	-	-	-	-	-	-	-	-	-
	Oxadixyl	µg/l				-	-	-	-	-	-	-	-	-	-	-	-	-	-	-	-	-	-
	Paraoxon-ethyl	µg/l				-	-	-	-	-	-	-	-	-	-	-	-	-	-	-	-	-	-

					Investigation Phase	GI	GI	GI	GI	LTM	LTM	LTM	LTM	LTM	GI	GI	GI	GI	LTM	LTM	LTM	LTM	LTM
					Location_Code	BH09002	BH09002	BH09002	BH09002	BH09002	BH09002	BH09002	BH09002	BH09002	BH09006	BH09006	BH09006	BH09006	BH09006	BH09006	BH09006	BH09006	BH09006
					Sampled_Date	14/11/2019	25/11/2019	15/01/2020	26/02/2020	02/04/2020	15/04/2020	24/06/2020	22/09/2020	05/01/2021	07/11/2019	25/11/2019	15/01/2020	25/02/2020	03/04/2020	03/04/2020	17/04/2020	20/05/2020	25/06/2020
					Sample_Depth	2.22	2.5	1.96	5	5	7	7	3.55	4.645	7.25	6.2	4.57	15	15	15	15	14.5	16
Chem_Group	**ChemName**	**output unit**	**EQL**	**UK Drinking Water Standards**	**UK Freshwater EQS**																		
	Parathion-ethyl	µg/l				-	-	-	-	-	-	-	-	-	-	-	-	-	-	-	-	-	-
	Penconazole	µg/l				-	-	-	-	-	-	-	-	-	-	-	-	-	-	-	-	-	-
	Pencycuron	µg/l				-	-	-	-	-	-	-	-	-	-	-	-	-	-	-	-	-	-
	Pencycuron (Filtered)	µg/l	0.05			-	-	-	-	-	-	-	-	-	-	-	-	-	-	-	-	-	-
	Phosphamidon I (Z) (Filtered)	µg/l	0.01			-	-	-	-	-	-	-	-	-	-	-	-	-	-	-	-	-	-
	Phosphamidon II (E)	µg/l	0.01			-	-	-	-	-	-	-	-	-	-	-	-	-	-	-	-	-	-
	Phosphamidon II (E) (Filtered)	µg/l	0.01			-	-	-	-	-	-	-	-	-	-	-	-	-	-	-	-	-	-
	Pretilachlor	µg/l				-	-	-	-	-	-	-	-	-	-	-	-	-	-	-	-	-	-
	Primisulfuron-methyl	µg/l				-	-	-	-	-	-	-	-	-	-	-	-	-	-	-	-	-	-
	Prodiamine	µg/l				-	-	-	-	-	-	-	-	-	-	-	-	-	-	-	-	-	-
	Propaquizafop	µg/l				-	-	-	-	-	-	-	-	-	-	-	-	-	-	-	-	-	-
	Propetamphos	µg/L	0.01		0.03[#3]	-	-	-	-	-	-	-	-	-	-	-	-	-	-	-	-	-	-
	Propetamphos (Filtered)	µg/L	0.01		0.03[#3]	-	-	-	-	-	-	-	-	-	-	-	-	-	-	-	-	-	-
	Prosulfocarb	µg/l				-	-	-	-	-	-	-	-	-	-	-	-	-	-	-	-	-	-
	Prothioconazole	µg/l				-	-	-	-	-	-	-	-	-	-	-	-	-	-	-	-	-	-
	Pyribenzoxim	µg/l				-	-	-	-	-	-	-	-	-	-	-	-	-	-	-	-	-	-
	Quinmerac	µg/l				-	-	-	-	-	-	-	-	-	-	-	-	-	-	-	-	-	-
	Quizalofop	µg/l				-	-	-	-	-	-	-	-	-	-	-	-	-	-	-	-	-	-
	Rimsulfuron	µg/l				-	-	-	-	-	-	-	-	-	-	-	-	-	-	-	-	-	-
	Sebuthylazine	µg/l				-	-	-	-	-	-	-	-	-	-	-	-	-	-	-	-	-	-
	Siduron (Filtered)	µg/l	10			-	-	-	-	-	-	-	-	-	-	-	-	-	-	-	-	-	-
	Simazine-2-hydroxy	µg/l				-	-	-	-	-	-	-	-	-	-	-	-	-	-	-	-	-	-
	Sodium Acifluorfen	µg/L				-	-	-	-	-	-	-	-	-	-	-	-	-	-	-	-	-	-
	Sulfosulfuron	µg/l				-	-	-	-	-	-	-	-	-	-	-	-	-	-	-	-	-	-
	Tecnazene	µg/L	0.01		1[#3]	-	-	-	-	-	-	-	-	-	-	-	-	-	-	-	-	-	-
	Tecnazene (Filtered)	µg/L	0.01		1[#3]	-	-	-	-	-	-	-	-	-	-	-	-	-	-	-	-	-	-
	Teflubenzuron	µg/l				-	-	-	-	-	-	-	-	-	-	-	-	-	-	-	-	-	-
	Terbuthylazine-desethyl	µg/l				-	-	-	-	-	-	-	-	-	-	-	-	-	-	-	-	-	-
	Terbuthylazine-desethyl-2-hydroxy	µg/l				-	-	-	-	-	-	-	-	-	-	-	-	-	-	-	-	-	-
	Terbuthylazine-hydroxy	µg/l				-	-	-	-	-	-	-	-	-	-	-	-	-	-	-	-	-	-
	Thiabendazole	µg/L			5[#3]	-	-	-	-	-	-	-	-	-	-	-	-	-	-	-	-	-	-
	Thiamethoxam	µg/L				-	-	-	-	-	-	-	-	-	-	-	-	-	-	-	-	-	-
	Thidiazuron (Filtered)	µg/l	10			-	-	-	-	-	-	-	-	-	-	-	-	-	-	-	-	-	-
	Tribenuron-methyl	µg/L				-	-	-	-	-	-	-	-	-	-	-	-	-	-	-	-	-	-
	Trietazine	µg/L	0.01			-	-	-	-	-	-	-	-	-	-	-	-	-	-	-	-	-	-
	Trietazine (Filtered)	µg/L	0.01			-	-	-	-	-	-	-	-	-	-	-	-	-	-	-	-	-	-
	Trifloxysulfuron-sodium	µg/l				-	-	-	-	-	-	-	-	-	-	-	-	-	-	-	-	-	-
	Triflusulfuron-methyl	µg/l				-	-	-	-	-	-	-	-	-	-	-	-	-	-	-	-	-	-
	Triforine	µg/l				-	-	-	-	-	-	-	-	-	-	-	-	-	-	-	-	-	-
	Triticonazole	µg/l				-	-	-	-	-	-	-	-	-	-	-	-	-	-	-	-	-	-
	Desmetryn	mg/L				-	-	-	-	-	-	-	-	-	-	-	-	-	-	-	-	-	-
	Simetryn	mg/L				-	-	-	-	-	-	-	-	-	-	-	-	-	-	-	-	-	-
	Simetryn (Filtered)	mg/L	0.00002			-	-	-	-	-	-	-	-	-	-	-	-	-	-	-	-	-	-
	Clothianidin	µg/L				-	-	-	-	-	-	-	-	-	-	-	-	-	-	-	-	-	-
	Cymoxanil	µg/L				-	-	-	-	-	-	-	-	-	-	-	-	-	-	-	-	-	-
	Flamprop (Filtered)	µg/L	0.02			-	-	-	-	-	-	-	-	-	-	-	-	-	-	-	-	-	-
	Fluazifop-butyl	µg/L				-	-	-	-	-	-	-	-	-	-	-	-	-	-	-	-	-	-
	Imazamethabenz-methyl	µg/L				-	-	-	-	-	-	-	-	-	-	-	-	-	-	-	-	-	-
	Mesosulfuron-methyl	µg/L				-	-	-	-	-	-	-	-	-	-	-	-	-	-	-	-	-	-
	Metamitron	µg/L				-	-	-	-	-	-	-	-	-	-	-	-	-	-	-	-	-	-
	Metobromuron	µg/L				-	-	-	-	-	-	-	-	-	-	-	-	-	-	-	-	-	-
	Monuron	µg/L				-	-	-	-	-	-	-	-	-	-	-	-	-	-	-	-	-	-
	Monuron (Filtered)	µg/L	0.05			-	-	-	-	-	-	-	-	-	-	-	-	-	-	-	-	-	-
	Secbumeton	µg/L				-	-	-	-	-	-	-	-	-	-	-	-	-	-	-	-	-	-
	Spiroxamine	µg/L				-	-	-	-	-	-	-	-	-	-	-	-	-	-	-	-	-	-
	Clomazon	µg/L				-	-	-	-	-	-	-	-	-	-	-	-	-	-	-	-	-	-
	Flamprop-isopropyl (Filtered)	µg/L	0.02			-	-	-	-	-	-	-	-	-	-	-	-	-	-	-	-	-	-
	Metazachlor	µg/L	0.01			-	-	-	-	-	-	-	-	-	-	-	-	-	-	-	-	-	-
	Metazachlor (Filtered)	µg/L	0.01			-	-	-	-	-	-	-	-	-	-	-	-	-	-	-	-	-	-
	Methabenzthiazuran	µg/L				-	-	-	-	-	-	-	-	-	-	-	-	-	-	-	-	-	-
	Methabenzthiazuran (Filtered)	µg/L	0.05			-	-	-	-	-	-	-	-	-	-	-	-	-	-	-	-	-	-
	Iprovalicarb	µg/L				-	-	-	-	-	-	-	-	-	-	-	-	-	-	-	-	-	-
	Chloroxuron	µg/L				-	-	-	-	-	-	-	-	-	-	-	-	-	-	-	-	-	-
	Chloroxuron (Filtered)	µg/L	0.05			-	-	-	-	-	-	-	-	-	-	-	-	-	-	-	-	-	-
	Neburon	µg/L				-	-	-	-	-	-	-	-	-	-	-	-	-	-	-	-	-	-
	Metribuzin	µg/L				-	-	-	-	-	-	-	-	-	-	-	-	-	-	-	-	-	-
	2,3,6-Trichlorobenzoic Acid (Tba)	µg/L				-	-	-	-	-	-	-	-	-	-	-	-	-	-	-	-	-	-
	2,3,6-Trichlorobenzoic Acid (Tba) (Filtered)	µg/L	0.02			-	-	-	-	-	-	-	-	-	-	-	-	-	-	-	-	-	-
	2,4,5-Trichlorophenoxy Acetic Acid	µg/L				-	-	-	-	-	-	-	-	-	-	-	-	-	-	-	-	-	-
	2,4,5-Trichlorophenoxy Acetic Acid (Filtered)	µg/L	0.02			-	-	-	-	-	-	-	-	-	-	-	-	-	-	-	-	-	-
	2,4,5-TP (Silvex)	µg/L				-	-	-	-	-	-	-	-	-	-	-	-	-	-	-	-	-	-
	2,4,5-TP (Silvex) (Filtered)	µg/L	0.02			-	-	-	-	-	-	-	-	-	-	-	-	-	-	-	-	-	-
	Pyrimethanil	µg/L				-	-	-	-	-	-	-	-	-	-	-	-	-	-	-	-	-	-
	Hedonal	µg/L			0.3[#2]	-	-	-	-	-	-	-	-	-	-	-	-	-	-	-	-	-	-
	Hedonal (Filtered)	µg/L	0.02		0.3[#2]	-	-	-	-	-	-	-	-	-	-	-	-	-	-	-	-	-	-
	2,4-DDT	µg/L	0.01		0.00625[#39]	-	-	-	-	-	-	-	-	-	-	-	-	-	-	-	-	-	-
	2,4-DDT (Filtered)	µg/L	0.01		0.00625[#39]	-	-	-	-	-	-	-	-	-	-	-	-	-	-	-	-	-	-
	Propachlor	µg/L	0.01			-	-	-	-	-	-	-	-	-	-	-	-	-	-	-	-	-	-
	Propachlor (Filtered)	µg/L	0.02			-	-	-	-	-	-	-	-	-	-	-	-	-	-	-	-	-	-
	Propamocarb	µg/L				-	-	-	-	-	-	-	-	-	-	-	-	-	-	-	-	-	-
	2,4-Dichlorprop	µg/L				-	-	-	-	-	-	-	-	-	-	-	-	-	-	-	-	-	-

					Investigation Phase	GI	GI	GI	GI	LTM	LTM	LTM	LTM	LTM	GI	GI	GI	GI	LTM	LTM	LTM	LTM	LTM
					Location_Code	BH09002	BH09002	BH09002	BH09002	BH09002	BH09002	BH09002	BH09002	BH09002	BH09006	BH09006	BH09006	BH09006	BH09006	BH09006	BH09006	BH09006	BH09006
					Sampled_Date	14/11/2019	25/11/2019	15/01/2020	26/02/2020	02/04/2020	15/04/2020	24/06/2020	22/09/2020	05/01/2021	07/11/2019	25/11/2019	15/01/2020	25/02/2020	03/04/2020	03/04/2020	17/04/2020	20/05/2020	25/06/2020
					Sample_Depth	2.22	2.5	1.96	5	5	7	7	3.55	4.645	7.25	6.2	4.57	15	15	15	15	14.5	16
Chem_Group	**ChemName**	**output unit**	**EQL**	**UK Drinking Water Standards**	**UK Freshwater EQS**																		
	2,4-Dichlorprop (Filtered)	µg/L	0.02			-	-	-	-	-	-	-	-	-	-	-	-	-	-	-	-	-	-
	3-Hydroxy Carbofuran	µg/L				-	-	-	-	-	-	-	-	-	-	-	-	-	-	-	-	-	-
	4-(2,4-Dichlorophenoxy)butyric Acid (2,4-DB)	µg/L				-	-	-	-	-	-	-	-	-	-	-	-	-	-	-	-	-	-
	4-(2,4-Dichlorophenoxy)butyric Acid (2,4-DB) (Filtered)	µg/L	0.02			-	-	-	-	-	-	-	-	-	-	-	-	-	-	-	-	-	-
	4,4-DDE	µg/L	0.01		0.00625[#39]	-	-	-	-	-	-	-	-	-	-	-	-	-	-	-	-	-	-
	4,4-DDE (Filtered)	µg/L	0.01		0.00625[#39]	-	-	-	-	-	-	-	-	-	-	-	-	-	-	-	-	-	-
	Cypermethrins(total) (Filtered)	µg/L	0.01		0.0001[#3]	-	-	-	-	-	-	-	-	-	-	-	-	-	-	-	-	-	-
	Cyproconazole	µg/L				-	-	-	-	-	-	-	-	-	-	-	-	-	-	-	-	-	-
	Cyromazine	µg/L				-	-	-	-	-	-	-	-	-	-	-	-	-	-	-	-	-	-
	d-BHC	µg/L	0.01			-	-	-	-	-	-	-	-	-	-	-	-	-	-	-	-	-	-
	d-BHC (Filtered)	µg/L	0.01			-	-	-	-	-	-	-	-	-	-	-	-	-	-	-	-	-	-
	DDD	µg/L	0.01		0.00625[#39]	-	-	-	-	-	-	-	-	-	-	-	-	-	-	-	-	-	-
	DDD (Filtered)	µg/L	0.01		0.00625[#39]	-	-	-	-	-	-	-	-	-	-	-	-	-	-	-	-	-	-
	DDT	µg/L	0.01		0.01[#41]	-	-	-	-	-	-	-	-	-	-	-	-	-	-	-	-	-	-
	DDT (Filtered)	µg/L	0.01		0.01[#41]	-	-	-	-	-	-	-	-	-	-	-	-	-	-	-	-	-	-
	Deisopropylatrazine	µg/L				-	-	-	-	-	-	-	-	-	-	-	-	-	-	-	-	-	-
	Chlorothalonil	µg/L	0.01		0.035[#2]	-	-	-	-	-	-	-	-	-	-	-	-	-	-	-	-	-	-
	Chlorothalonil (Filtered)	µg/L	0.01		0.035[#2]	-	-	-	-	-	-	-	-	-	-	-	-	-	-	-	-	-	-
	Deethylatrazine	µg/L				-	-	-	-	-	-	-	-	-	-	-	-	-	-	-	-	-	-
	Demeton-S-methyl	µg/L	0.01			-	-	-	-	-	-	-	-	-	-	-	-	-	-	-	-	-	-
	Demeton-S-methyl (Filtered)	µg/L	0.01			-	-	-	-	-	-	-	-	-	-	-	-	-	-	-	-	-	-
	Diazinon	µg/L	0.01		0.01[#2]	-	-	-	-	-	-	-	-	-	-	-	-	-	-	-	-	-	-
	Diazinon (Filtered)	µg/L	0.01		0.01[#2]	-	-	-	-	-	-	-	-	-	-	-	-	-	-	-	-	-	-
	Dicamba	µg/L				-	-	-	-	-	-	-	-	-	-	-	-	-	-	-	-	-	-
	Dicamba (Filtered)	µg/L	0.02			-	-	-	-	-	-	-	-	-	-	-	-	-	-	-	-	-	-
	Dichlobenil	µg/L	0.01			-	-	-	-	-	-	-	-	-	-	-	-	-	-	-	-	-	-
	Dichlobenil (Filtered)	µg/L	0.01			-	-	-	-	-	-	-	-	-	-	-	-	-	-	-	-	-	-
	cis-Permethrin (Filtered)	µg/L	0.01			-	-	-	-	-	-	-	-	-	-	-	-	-	-	-	-	-	-
	Dichlorvos	µg/L	0.01		0.001[#3]	-	-	-	-	-	-	-	-	-	-	-	-	-	-	-	-	-	-
	Dichlorvos (Filtered)	µg/L	0.01		0.001[#3]	-	-	-	-	-	-	-	-	-	-	-	-	-	-	-	-	-	-
	Diclofop	µg/L				-	-	-	-	-	-	-	-	-	-	-	-	-	-	-	-	-	-
	Diclofop (Filtered)	µg/L	0.02			-	-	-	-	-	-	-	-	-	-	-	-	-	-	-	-	-	-
	Dieldrin	µg/L	0.01	0.03[#1]	0.0025[#40]	-	-	-	-	-	-	-	-	-	-	-	-	-	-	-	-	-	-
	Dieldrin (Filtered)	µg/L	0.01	0.03[#1]	0.0025[#40]	-	-	-	-	-	-	-	-	-	-	-	-	-	-	-	-	-	-
	Difenoconazole	µg/L				-	-	-	-	-	-	-	-	-	-	-	-	-	-	-	-	-	-
	Difenoxuron	µg/L				-	-	-	-	-	-	-	-	-	-	-	-	-	-	-	-	-	-
	Diflubenzuron	µg/L			0.001[#3]	-	-	-	-	-	-	-	-	-	-	-	-	-	-	-	-	-	-
	Diflubenzuron (Filtered)	µg/L	0.05		0.001[#3]	-	-	-	-	-	-	-	-	-	-	-	-	-	-	-	-	-	-
	Diflufenican	µg/L				-	-	-	-	-	-	-	-	-	-	-	-	-	-	-	-	-	-
	Dimethoate	µg/L	0.01		0.48[#2]	-	-	-	-	-	-	-	-	-	-	-	-	-	-	-	-	-	-
	Dimethoate (Filtered)	µg/L	0.01		0.48[#2]	-	-	-	-	-	-	-	-	-	-	-	-	-	-	-	-	-	-
	Dinoseb	µg/L				-	-	-	-	-	-	-	-	-	-	-	-	-	-	-	-	-	-
	Disulfoton	µg/L	0.01			-	-	-	-	-	-	-	-	-	-	-	-	-	-	-	-	-	-
	Disulfoton (Filtered)	µg/L	0.01			-	-	-	-	-	-	-	-	-	-	-	-	-	-	-	-	-	-
	Diuron	µg/L			0.2[#2]	-	-	-	-	-	-	-	-	-	-	-	-	-	-	-	-	-	-
	Diuron (Filtered)	µg/L	0.05		0.2[#2]	-	-	-	-	-	-	-	-	-	-	-	-	-	-	-	-	-	-
	Endosulfan I	µg/L	0.01			-	-	-	-	-	-	-	-	-	-	-	-	-	-	-	-	-	-
	Endosulfan I (Filtered)	µg/L	0.01			-	-	-	-	-	-	-	-	-	-	-	-	-	-	-	-	-	-
	Endosulfan II	µg/L	0.02			-	-	-	-	-	-	-	-	-	-	-	-	-	-	-	-	-	-
	Endosulfan II (Filtered)	µg/L	0.02			-	-	-	-	-	-	-	-	-	-	-	-	-	-	-	-	-	-
	Endosulfan sulphate	µg/L	0.02			-	-	-	-	-	-	-	-	-	-	-	-	-	-	-	-	-	-
	Endosulfan sulphate (Filtered)	µg/L	0.02			-	-	-	-	-	-	-	-	-	-	-	-	-	-	-	-	-	-
	Endrin	µg/L	0.01		0.0025[#40]	-	-	-	-	-	-	-	-	-	-	-	-	-	-	-	-	-	-
	Endrin (Filtered)	µg/L	0.01		0.0025[#40]	-	-	-	-	-	-	-	-	-	-	-	-	-	-	-	-	-	-
	s-Ethyl dipropylthiocarbamate	µg/L				-	-	-	-	-	-	-	-	-	-	-	-	-	-	-	-	-	-
	Ethiofencarb	µg/L				-	-	-	-	-	-	-	-	-	-	-	-	-	-	-	-	-	-
	Ethion	µg/L	0.01			-	-	-	-	-	-	-	-	-	-	-	-	-	-	-	-	-	-
	Ethion (Filtered)	µg/L	0.01			-	-	-	-	-	-	-	-	-	-	-	-	-	-	-	-	-	-
	Ethoprop	µg/L				-	-	-	-	-	-	-	-	-	-	-	-	-	-	-	-	-	-
	Ethofumesate	µg/L				-	-	-	-	-	-	-	-	-	-	-	-	-	-	-	-	-	-
	Etridiazole	µg/L	0.01			-	-	-	-	-	-	-	-	-	-	-	-	-	-	-	-	-	-
	Etridiazole (Filtered)	µg/L	0.01			-	-	-	-	-	-	-	-	-	-	-	-	-	-	-	-	-	-
	Fenamiphos	µg/L				-	-	-	-	-	-	-	-	-	-	-	-	-	-	-	-	-	-
	Fenarimol	µg/L				-	-	-	-	-	-	-	-	-	-	-	-	-	-	-	-	-	-
	Fenitrothion	µg/L	0.01		0.01[#3]	-	-	-	-	-	-	-	-	-	-	-	-	-	-	-	-	-	-
	Fenitrothion (Filtered)	µg/L	0.01		0.01[#3]	-	-	-	-	-	-	-	-	-	-	-	-	-	-	-	-	-	-
	Fensulfothion	µg/L				-	-	-	-	-	-	-	-	-	-	-	-	-	-	-	-	-	-
	Fenhexamid	µg/L				-	-	-	-	-	-	-	-	-	-	-	-	-	-	-	-	-	-
	Fenoxycarb	µg/L				-	-	-	-	-	-	-	-	-	-	-	-	-	-	-	-	-	-
	Fenthion	µg/L	0.01			-	-	-	-	-	-	-	-	-	-	-	-	-	-	-	-	-	-
	Fenthion (Filtered)	µg/L	0.01			-	-	-	-	-	-	-	-	-	-	-	-	-	-	-	-	-	-
	Fenpropimorf	µg/L				-	-	-	-	-	-	-	-	-	-	-	-	-	-	-	-	-	-
	Fluometuron (Filtered)	µg/L	10			-	-	-	-	-	-	-	-	-	-	-	-	-	-	-	-	-	-
	Fluroxypyr	µg/L				-	-	-	-	-	-	-	-	-	-	-	-	-	-	-	-	-	-
	Fluroxypyr (Filtered)	µg/L	0.02			-	-	-	-	-	-	-	-	-	-	-	-	-	-	-	-	-	-
	Flutolanil	µg/L				-	-	-	-	-	-	-	-	-	-	-	-	-	-	-	-	-	-
	Fonofos	µg/L				-	-	-	-	-	-	-	-	-	-	-	-	-	-	-	-	-	-
	g-BHC (Lindane)	µg/L	0.01			-	-	-	-	-	-	-	-	-	-	-	-	-	-	-	-	-	-
	g-BHC (Lindane) (Filtered)	µg/L	0.01			-	-	-	-	-	-	-	-	-	-	-	-	-	-	-	-	-	-
	Haloxyfop-methyl	µg/L				-	-	-	-	-	-	-	-	-	-	-	-	-	-	-	-	-	-
	Thifensulfuron	µg/L				-	-	-	-	-	-	-	-	-	-	-	-	-	-	-	-	-	-

					Investigation Phase	GI	GI	GI	GI	LTM	LTM	LTM	LTM	LTM	GI	GI	GI	GI	LTM	LTM	LTM	LTM	LTM
					Location_Code	BH09002	BH09002	BH09002	BH09002	BH09002	BH09002	BH09002	BH09002	BH09002	BH09006	BH09006	BH09006	BH09006	BH09006	BH09006	BH09006	BH09006	BH09006
					Sampled_Date	14/11/2019	25/11/2019	15/01/2020	26/02/2020	02/04/2020	15/04/2020	24/06/2020	22/09/2020	05/01/2021	07/11/2019	25/11/2019	15/01/2020	25/02/2020	03/04/2020	03/04/2020	17/04/2020	20/05/2020	25/06/2020
					Sample_Depth	2.22	2.5	1.96	5	5	7	7	3.55	4.645	7.25	6.2	4.57	15	15	15	15	14.5	16
Chem_Group	**ChemName**	**output unit**	**EQL**	**UK Drinking Water Standards**	**UK Freshwater EQS**																		
	Heptachlor	µg/L	0.01	0.03[#1]		-	-	-	-	-	-	-	-	-	-	-	-	-	-	-	-	-	-
	Heptachlor (Filtered)	µg/L	0.01	0.03[#1]		-	-	-	-	-	-	-	-	-	-	-	-	-	-	-	-	-	-
	Hexaconazole	µg/L				-	-	-	-	-	-	-	-	-	-	-	-	-	-	-	-	-	-
	Hexazinone	µg/L				-	-	-	-	-	-	-	-	-	-	-	-	-	-	-	-	-	-
	Hydroxyatrazine	µg/L				-	-	-	-	-	-	-	-	-	-	-	-	-	-	-	-	-	-
	Iprodione	µg/L				-	-	-	-	-	-	-	-	-	-	-	-	-	-	-	-	-	-
	Isodrin	µg/L	0.01		0.0025[#40]	-	-	-	-	-	-	-	-	-	-	-	-	-	-	-	-	-	-
	Isodrin (Filtered)	µg/L	0.01		0.0025[#40]	-	-	-	-	-	-	-	-	-	-	-	-	-	-	-	-	-	-
	Isoproturon	µg/L			0.3[#2]	-	-	-	-	-	-	-	-	-	-	-	-	-	-	-	-	-	-
	Isoproturon (Filtered)	µg/L	0.05		0.3[#2]	-	-	-	-	-	-	-	-	-	-	-	-	-	-	-	-	-	-
	Linuron	µg/L			0.5[#2]	-	-	-	-	-	-	-	-	-	-	-	-	-	-	-	-	-	-
	Linuron (Filtered)	µg/L	0.05		0.5[#2]	-	-	-	-	-	-	-	-	-	-	-	-	-	-	-	-	-	-
	Malathion	µg/L	0.01		0.01[#3]	-	-	-	-	-	-	-	-	-	-	-	-	-	-	-	-	-	-
	Malathion (Filtered)	µg/L	0.01		0.01[#3]	-	-	-	-	-	-	-	-	-	-	-	-	-	-	-	-	-	-
	2-Methyl-4-chlorophenoxyacetic acid	µg/L				-	-	-	-	-	-	-	-	-	-	-	-	-	-	-	-	-	-
	2-Methyl-4-chlorophenoxyacetic acid (Filtered)	µg/L	0.02			-	-	-	-	-	-	-	-	-	-	-	-	-	-	-	-	-	-
	2-Methyl-4-Chlorophenoxy Butanoic Acid	µg/L				-	-	-	-	-	-	-	-	-	-	-	-	-	-	-	-	-	-
	2-Methyl-4-Chlorophenoxy Butanoic Acid (Filtered)	µg/L	0.02			-	-	-	-	-	-	-	-	-	-	-	-	-	-	-	-	-	-
	Mecoprop	µg/L			18[#2]	-	-	-	-	-	-	-	-	-	-	-	-	-	-	-	-	-	-
	Mecoprop (Filtered)	µg/L	0.02		18[#2]	-	-	-	-	-	-	-	-	-	-	-	-	-	-	-	-	-	-
	Mefenpyr-diethyl	µg/L				-	-	-	-	-	-	-	-	-	-	-	-	-	-	-	-	-	-
	Metachlor	µg/L	0.01		0.3[#2]	-	-	-	-	-	-	-	-	-	-	-	-	-	-	-	-	-	-
	Metachlor (Filtered)	µg/L	0.01		0.3[#2]	-	-	-	-	-	-	-	-	-	-	-	-	-	-	-	-	-	-
	Metalaxyl	µg/L				-	-	-	-	-	-	-	-	-	-	-	-	-	-	-	-	-	-
	Methamidophos	µg/L				-	-	-	-	-	-	-	-	-	-	-	-	-	-	-	-	-	-
	Methidathion	µg/L				-	-	-	-	-	-	-	-	-	-	-	-	-	-	-	-	-	-
	Methiocarb	µg/L			0.01[#3]	-	-	-	-	-	-	-	-	-	-	-	-	-	-	-	-	-	-
	Methomyl	µg/L				-	-	-	-	-	-	-	-	-	-	-	-	-	-	-	-	-	-
	Methoxychlor	µg/L	0.01			-	-	-	-	-	-	-	-	-	-	-	-	-	-	-	-	-	-
	Methoxychlor (Filtered)	µg/L	0.01			-	-	-	-	-	-	-	-	-	-	-	-	-	-	-	-	-	-
	Methoxyfenozide	µg/L				-	-	-	-	-	-	-	-	-	-	-	-	-	-	-	-	-	-
	Methyl parathion	µg/L	0.01			-	-	-	-	-	-	-	-	-	-	-	-	-	-	-	-	-	-
	Methyl parathion (Filtered)	µg/L	0.01			-	-	-	-	-	-	-	-	-	-	-	-	-	-	-	-	-	-
	Metolachlor	µg/L				-	-	-	-	-	-	-	-	-	-	-	-	-	-	-	-	-	-
	Metoxuron	µg/L				-	-	-	-	-	-	-	-	-	-	-	-	-	-	-	-	-	-
	Metoxuron (Filtered)	µg/L	0.05			-	-	-	-	-	-	-	-	-	-	-	-	-	-	-	-	-	-
	Metsulfuron Methyl	µg/L				-	-	-	-	-	-	-	-	-	-	-	-	-	-	-	-	-	-
	Mevinphos (Phosdrin)	µg/L	0.01		0.02(MAC)[#38]	-	-	-	-	-	-	-	-	-	-	-	-	-	-	-	-	-	-
	Mevinphos (Phosdrin) (Filtered)	µg/L	0.01		0.02(MAC)[#38]	-	-	-	-	-	-	-	-	-	-	-	-	-	-	-	-	-	-
	Molinate	µg/L				-	-	-	-	-	-	-	-	-	-	-	-	-	-	-	-	-	-
	Monlinuran	µg/L				-	-	-	-	-	-	-	-	-	-	-	-	-	-	-	-	-	-
	Monlinuran (Filtered)	µg/L	0.05			-	-	-	-	-	-	-	-	-	-	-	-	-	-	-	-	-	-
	Monocrotophos	µg/L				-	-	-	-	-	-	-	-	-	-	-	-	-	-	-	-	-	-
	Napropamide	µg/L				-	-	-	-	-	-	-	-	-	-	-	-	-	-	-	-	-	-
	Flusilazole (NuStar)	µg/L				-	-	-	-	-	-	-	-	-	-	-	-	-	-	-	-	-	-
	o,p-DDD	µg/L	0.01			-	-	-	-	-	-	-	-	-	-	-	-	-	-	-	-	-	-
	o,p-DDD (Filtered)	µg/L	0.01			-	-	-	-	-	-	-	-	-	-	-	-	-	-	-	-	-	-
	o,p'-DDE	µg/L	0.01			-	-	-	-	-	-	-	-	-	-	-	-	-	-	-	-	-	-
	o,p'-DDE (Filtered)	µg/L	0.01			-	-	-	-	-	-	-	-	-	-	-	-	-	-	-	-	-	-
	o,p-Methoxychlor	µg/L	0.01			-	-	-	-	-	-	-	-	-	-	-	-	-	-	-	-	-	-
	o,p-Methoxychlor (Filtered)	µg/L	0.01			-	-	-	-	-	-	-	-	-	-	-	-	-	-	-	-	-	-
	Omethoate	µg/L	0.01		0.01[#3]	-	-	-	-	-	-	-	-	-	-	-	-	-	-	-	-	-	-
	Omethoate (Filtered)	µg/L	0.01		0.01[#3]	-	-	-	-	-	-	-	-	-	-	-	-	-	-	-	-	-	-
	Oxamyl	µg/L				-	-	-	-	-	-	-	-	-	-	-	-	-	-	-	-	-	-
	Paclobutrazol	µg/L				-	-	-	-	-	-	-	-	-	-	-	-	-	-	-	-	-	-
	Methyl Paraoxon	µg/L				-	-	-	-	-	-	-	-	-	-	-	-	-	-	-	-	-	-
	Parathion	µg/L	0.01			-	-	-	-	-	-	-	-	-	-	-	-	-	-	-	-	-	-
	Parathion (Filtered)	µg/L	0.01			-	-	-	-	-	-	-	-	-	-	-	-	-	-	-	-	-	-
	Pendimethalin	µg/L	0.01		0.3[#2]	-	-	-	-	-	-	-	-	-	-	-	-	-	-	-	-	-	-
	Pendimethalin (Filtered)	µg/L	0.01		0.3[#2]	-	-	-	-	-	-	-	-	-	-	-	-	-	-	-	-	-	-
	Imidacloprid	µg/L				-	-	-	-	-	-	-	-	-	-	-	-	-	-	-	-	-	-
	Permethrin	µg/L	0.01		0.001[#3]	-	-	-	-	-	-	-	-	-	-	-	-	-	-	-	-	-	-
	Permethrin II	µg/L	0.01			-	-	-	-	-	-	-	-	-	-	-	-	-	-	-	-	-	-
	Permethrin II (Filtered)	µg/L	0.01			-	-	-	-	-	-	-	-	-	-	-	-	-	-	-	-	-	-
	Phorate	µg/L	0.01			-	-	-	-	-	-	-	-	-	-	-	-	-	-	-	-	-	-
	Phorate (Filtered)	µg/L	0.01			-	-	-	-	-	-	-	-	-	-	-	-	-	-	-	-	-	-
	Phosmet	µg/L				-	-	-	-	-	-	-	-	-	-	-	-	-	-	-	-	-	-
	Lenacil	µg/L				-	-	-	-	-	-	-	-	-	-	-	-	-	-	-	-	-	-
	Picloram	µg/L				-	-	-	-	-	-	-	-	-	-	-	-	-	-	-	-	-	-
	Picloram (Filtered)	µg/L	0.02			-	-	-	-	-	-	-	-	-	-	-	-	-	-	-	-	-	-
	Picoxystrobin	µg/L				-	-	-	-	-	-	-	-	-	-	-	-	-	-	-	-	-	-
	Pirimicarb	µg/L			1[#3]	-	-	-	-	-	-	-	-	-	-	-	-	-	-	-	-	-	-
	Pirimiphos-methyl	µg/L	0.01		0.015[#3]	-	-	-	-	-	-	-	-	-	-	-	-	-	-	-	-	-	-
	Pirimiphos-methyl (Filtered)	µg/L	0.01		0.015[#3]	-	-	-	-	-	-	-	-	-	-	-	-	-	-	-	-	-	-
	Pirimphos-ethyl	µg/L				-	-	-	-	-	-	-	-	-	-	-	-	-	-	-	-	-	-
	Pirimphos-ethyl (Filtered)	µg/L	0.01			-	-	-	-	-	-	-	-	-	-	-	-	-	-	-	-	-	-
	Prochloraz	µg/L			4[#3]	-	-	-	-	-	-	-	-	-	-	-	-	-	-	-	-	-	-
	Profenofos	µg/L				-	-	-	-	-	-	-	-	-	-	-	-	-	-	-	-	-	-
	Promecarb	µg/L				-	-	-	-	-	-	-	-	-	-	-	-	-	-	-	-	-	-
	Prometon	µg/L				-	-	-	-	-	-	-	-	-	-	-	-	-	-	-	-	-	-
	Prometon (Filtered)	µg/L	0.02			-	-	-	-	-	-	-	-	-	-	-	-	-	-	-	-	-	-

					Investigation Phase	GI	GI	GI	GI	LTM	LTM	LTM	LTM	LTM	GI	GI	GI	GI	LTM	LTM	LTM	LTM	LTM
					Location_Code	BH09002	BH09002	BH09002	BH09002	BH09002	BH09002	BH09002	BH09002	BH09002	BH09006	BH09006	BH09006	BH09006	BH09006	BH09006	BH09006	BH09006	BH09006
					Sampled_Date	14/11/2019	25/11/2019	15/01/2020	26/02/2020	02/04/2020	15/04/2020	24/06/2020	22/09/2020	05/01/2021	07/11/2019	25/11/2019	15/01/2020	25/02/2020	03/04/2020	03/04/2020	17/04/2020	20/05/2020	25/06/2020
					Sample_Depth	2.22	2.5	1.96	5	5	7	7	3.55	4.645	7.25	6.2	4.57	15	15	15	15	14.5	16
Chem_Group	**ChemName**	**output unit**	**EQL**	**UK Drinking Water Standards**	**UK Freshwater EQS**																		
	Prometryn	µg/L	0.01			-	-	-	-	-	-	-	-	-	-	-	-	-	-	-	-	-	-
	Prometryn (Filtered)	µg/L	0.02			-	-	-	-	-	-	-	-	-	-	-	-	-	-	-	-	-	-
	Pronamide	µg/L	0.01		100[#3]	-	-	-	-	-	-	-	-	-	-	-	-	-	-	-	-	-	-
	Pronamide (Filtered)	µg/L	0.01		100[#3]	-	-	-	-	-	-	-	-	-	-	-	-	-	-	-	-	-	-
	Propanil	µg/L				-	-	-	-	-	-	-	-	-	-	-	-	-	-	-	-	-	-
	Propazine	µg/L	0.01			-	-	-	-	-	-	-	-	-	-	-	-	-	-	-	-	-	-
	Propazine (Filtered)	µg/L	0.02			-	-	-	-	-	-	-	-	-	-	-	-	-	-	-	-	-	-
	Propham	µg/L				-	-	-	-	-	-	-	-	-	-	-	-	-	-	-	-	-	-
	Propiconazole	µg/L				-	-	-	-	-	-	-	-	-	-	-	-	-	-	-	-	-	-
	Propoxycarbazone-sodium	µg/L				-	-	-	-	-	-	-	-	-	-	-	-	-	-	-	-	-	-
	Pursuit	µg/L				-	-	-	-	-	-	-	-	-	-	-	-	-	-	-	-	-	-
	Pyriproxyfen	µg/L				-	-	-	-	-	-	-	-	-	-	-	-	-	-	-	-	-	-
	Quinclorac	µg/L				-	-	-	-	-	-	-	-	-	-	-	-	-	-	-	-	-	-
	Quinoxyfen	µg/L				-	-	-	-	-	-	-	-	-	-	-	-	-	-	-	-	-	-
	Ronnel (Filtered)	µg/L	0.01		0.03[#3]	-	-	-	-	-	-	-	-	-	-	-	-	-	-	-	-	-	-
	Savey	µg/L				-	-	-	-	-	-	-	-	-	-	-	-	-	-	-	-	-	-
	Sethoxydim	µg/L				-	-	-	-	-	-	-	-	-	-	-	-	-	-	-	-	-	-
	Simazine	µg/L	0.01		1[#2]	-	-	-	-	-	-	-	-	-	-	-	-	-	-	-	-	-	-
	Simazine (Filtered)	µg/L	0.02		1[#2]	-	-	-	-	-	-	-	-	-	-	-	-	-	-	-	-	-	-
	Tebuthiuron	µg/L				-	-	-	-	-	-	-	-	-	-	-	-	-	-	-	-	-	-
	Tebuthiuron (Filtered)	µg/L	10			-	-	-	-	-	-	-	-	-	-	-	-	-	-	-	-	-	-
	Terbutryn	µg/L	0.01			-	-	-	-	-	-	-	-	-	-	-	-	-	-	-	-	-	-
	Terbutryn (Filtered)	µg/L	0.02			-	-	-	-	-	-	-	-	-	-	-	-	-	-	-	-	-	-
	Terbutylazine	µg/L				-	-	-	-	-	-	-	-	-	-	-	-	-	-	-	-	-	-
	Terbutylazine (Filtered)	µg/L	0.02			-	-	-	-	-	-	-	-	-	-	-	-	-	-	-	-	-	-
	Phosalone	µg/L	0.01			-	-	-	-	-	-	-	-	-	-	-	-	-	-	-	-	-	-
	Phosalone (Filtered)	µg/L	0.01			-	-	-	-	-	-	-	-	-	-	-	-	-	-	-	-	-	-
	Phosphamidon	µg/L	0.01			-	-	-	-	-	-	-	-	-	-	-	-	-	-	-	-	-	-
	Phosphamidon (Filtered)	µg/L	0.01			-	-	-	-	-	-	-	-	-	-	-	-	-	-	-	-	-	-
	Thiobencarb	µg/L				-	-	-	-	-	-	-	-	-	-	-	-	-	-	-	-	-	-
	Thiophanate-methyl	µg/L				-	-	-	-	-	-	-	-	-	-	-	-	-	-	-	-	-	-
	Triadimefon	µg/L	0.01			-	-	-	-	-	-	-	-	-	-	-	-	-	-	-	-	-	-
	Triadimefon (Filtered)	µg/L	0.01			-	-	-	-	-	-	-	-	-	-	-	-	-	-	-	-	-	-
	Triadimenol	µg/L				-	-	-	-	-	-	-	-	-	-	-	-	-	-	-	-	-	-
	Triallate	µg/L	0.01		0.25[#3]	-	-	-	-	-	-	-	-	-	-	-	-	-	-	-	-	-	-
	Triallate (Filtered)	µg/L	0.01		0.25[#3]	-	-	-	-	-	-	-	-	-	-	-	-	-	-	-	-	-	-
	Triasulfuron	µg/L				-	-	-	-	-	-	-	-	-	-	-	-	-	-	-	-	-	-
	Tributyl phosphate (Filtered)	µg/L	0.01		50[#3]	-	-	-	-	-	-	-	-	-	-	-	-	-	-	-	-	-	-
	Triclopyr	µg/L				-	-	-	-	-	-	-	-	-	-	-	-	-	-	-	-	-	-
	Triclopyr (Filtered)	µg/L	0.02			-	-	-	-	-	-	-	-	-	-	-	-	-	-	-	-	-	-
	Triclosan	µg/L				-	-	-	-	-	-	-	-	-	-	-	-	-	-	-	-	-	-
	Trifluralin	µg/L	0.01		0.03[#2]	-	-	-	-	-	-	-	-	-	-	-	-	-	-	-	-	-	-
	Trifluralin (Filtered)	µg/L	0.01		0.03[#2]	-	-	-	-	-	-	-	-	-	-	-	-	-	-	-	-	-	-
	Tebuconazole	µg/L				-	-	-	-	-	-	-	-	-	-	-	-	-	-	-	-	-	-
	Telodrin	µg/L	0.01			-	-	-	-	-	-	-	-	-	-	-	-	-	-	-	-	-	-
	Telodrin (Filtered)	µg/L	0.01			-	-	-	-	-	-	-	-	-	-	-	-	-	-	-	-	-	-
	Triazophos	µg/L	0.01		0.005[#3]	-	-	-	-	-	-	-	-	-	-	-	-	-	-	-	-	-	-
	Triazophos (Filtered)	µg/L	0.01		0.005[#3]	-	-	-	-	-	-	-	-	-	-	-	-	-	-	-	-	-	-
	Tricyclazole	µg/L				-	-	-	-	-	-	-	-	-	-	-	-	-	-	-	-	-	-
Surrogate	Surrogate Value	%				-	-	-	-	-	-	-	-	-	-	-	-	-	-	-	-	-	-
SVOC TIC	SVOC TICS - Detect	Detect				-	-	-	-	-	-	-	-	-	-	-	-	-	-	-	-	-	-
	SVOC Tentatively Identified Compounds	µg/L	10			-	-	-	-	-	-	-	-	-	-	-	-	-	-	-	-	-	-
	SVOC Tentatively Identified Compounds (Filtered)	µg/L	1			-	-	-	-	-	-	-	-	-	-	-	-	-	-	-	-	-	-
VOC TIC	VOC TICs - Detect	Detect				-	-	-	-	-	-	-	-	-	-	-	-	-	-	-	-	-	-
	VOC Tentatively Identified Compounds	µg/l	10			-	-	-	-	-	-	-	-	-	-	-	-	-	-	-	-	-	-
	VOC Tentatively Identified Compounds (Filtered)	µg/l	1			-	-	-	-	-	-	-	-	-	-	-	-	-	-	-	-	-	-
Other	Biochemical Oxygen Demand (5-day test)	µg/L	1000			-	-	-	-	-	-	-	-	-	-	-	-	-	-	-	-	-	-
	Redox	mV				-	-	-	-	-	-	-	-	-	-	-	-	-	-	-	-	-	-
	Conductivity @ 20oC	µS/cm	5			-	-	-	1150	1150	1110	1130	1150	1080	-	-	-	1720	1750	1740 - 1750	1780	1750	1780
	Conductivity @ 20oC (Filtered)	µS/cm	10			965	-	1160	-	-	-	-	-	-	18	-	1792	-	-	-	-	-	-
	Biological Oxygen Demand	mg/L	1			-	-	-	<1	<1	<1	<1	-	-	-	-	-	<1	<1	<1	<1	<1	<1
	Biological Oxygen Demand (Filtered)	mg/L	1			-	<1	2	-	-	-	-	-	-	-	<1	<1	-	-	-	-	-	-
	Chemical Oxygen Demand	mg/L	5			-	-	-	<7	15.2	8.76	<7	-	-	-	-	-	16.2	11.7	11.7 - 14.4	9.36	19.2	<7
	Chemical Oxygen Demand (Filtered)	mg/L	5			<5	-	18	-	-	-	-	-	-	<5	-	20	-	-	-	-	-	-
	Dissolved Organic Carbon	µg/L	200			-	-	-	-	-	-	-	-	-	-	-	-	-	-	-	-	-	-
	Dissolved Organic Carbon (Filtered)	µg/L	200			1400	-	1100	3320	<3000	<3000	3200	3360	-	5600	-	1000	4530	4090	3990 - 4090	4590	4730	5870
	pH (Lab)	pH_Units	0.01	6.5-9.5[#1]	6-9(MAC)[#38]	-	-	-	7.73	7.04	7.24	7.27	7.22	-	-	-	-	7.63	6.42	6.42 - 6.59	6.45	6.9	6.94
	pH (Lab) (Filtered)	pH_Units	0.01	6.5-9.5[#1]	6-9(MAC)[#38]	7.77	-	7.68	-	-	-	-	-	-	7.26	-	6.91	-	-	-	-	-	-

					Investigation Phase	LTM	GI	GI	GI	GI	LTM	LTM	LTM	LTM	LTM	LTM	LTM	LTM	LTM	LTM	LTM	GI	GI
					Location_Code	BH09006	BH09010	BH09010	BH09010	BH09010	BH09010	BH09010	BH09010	BH09010	BH09011	BH09011	BH09011	BH09011	BH09011	BH09011	BH09011	BH10003	BH10003
					Sampled_Date	08/09/2020	14/11/2019	25/11/2019	15/01/2020	25/02/2020	07/04/2020	17/04/2020	25/06/2020	08/09/2020	07/04/2020	28/04/2020	20/05/2020	25/06/2020	08/09/2020	04/11/2020	05/01/2021	24/10/2019	06/11/2019
					Sample_Depth	5.44	6.49	6.74	6.35	46.5	36	45	26	6.99	2.5	4	4	5.5	4.3	4.83	4.345	0.22	0.3
Chem_Group	**ChemName**	**output unit**	**EQL**	**UK Drinking Water Standards**	**UK Freshwater EQS**																		
Metals	Antimony	µg/L	4	5[#1]		-	-	-	<4	-	-	-	-	-	-	-	-	-	-	<4	-	-
	Arsenic	µg/L	1	10[#1]	50[#2]	<2	<1	-	1	<2	<2	<2	<2	<2	2	4.4	<2	<2	<2	-	<2	2	-
	Arsenic (Filtered)	µg/L	0.5	10[#1]	50[#2]	0.666	<1	-	<1	<0.5	<0.5	0.598	0.506	1.03	0.816	0.947	1.61	0.916	0.795	-	0.831	1	-
	Boron	µg/L	10	1000[#1]	2000[#3]	68.4	45	-	31	45.9	39.8	37.6	38.5	31	84.9	88.3	101	80.7	87.1	-	95	34	-
	Boron (Filtered)	µg/L	10	1000[#1]	2000[#3]	-	47	-	-	40.6	-	-	-	-	-	-	-	-	-	-	-	37	-
	Cadmium	µg/L	0.05	5[#1]	0.08[#4]	<0.5	<0.05	-	<0.05	<0.5	<0.5	<0.5	<0.5	<0.5	<0.5	<0.5	<0.5	<0.5	<0.5	-	<0.5	<0.05	-
	Cadmium (Filtered)	µg/L	0.05	5[#1]	0.08[#4]	0.266	<0.05	-	<0.05	<0.08	<0.08	<0.08	<0.08	<0.08	<0.08	<0.08	<0.08	<0.08	<0.08	-	<0.08	<0.05	-
	Chromium (hexavalent)	µg/L	10		3.4[#5]	-	-	-	-	-	-	-	-	-	-	-	-	-	-	-	-	-	-
	Chromium (hexavalent) (Filtered)	µg/L	3		3.4[#5]	<3	<10	-	<10	<3	<3	<3	<3	<3	<3	<3	<3	<3	<3	-	<3	<10	-
	Chromium	µg/L	1	50[#1]	3.4[#6]	<3	1	-	9	<3	<3	<3	<3	<3	3.75	13.4	3.88	<3	<3	-	<3	<1	-
	Chromium (Filtered)	µg/L	1	50[#1]	3.4[#6]	<1	<1	-	<1	<1	<1	<1	<1	<1	<1	<1	3.79	<1	<1	-	<1	<1	-
	Chromium (Trivalent)	µg/L	10		4.7[#5]	-	-	-	-	-	-	-	-	-	-	-	-	-	-	-	-	-	-
	Chromium (Trivalent) (Filtered)	µg/L	3		4.7[#5]	<3	<10	-	<10	<3	<3	<3	<3	<3	<3	<3	3.79	<3	<3	-	-	<10	-
	Cobalt	µg/L	1		3[#7]	-	-	-	-	-	-	-	-	-	-	-	-	-	-	-	-	-	-
	Cobalt (Filtered)	µg/L	0.5		3[#7]	2.8	2	-	<1	<0.5	<0.5	<0.5	0.889	<0.5	<0.5	<0.5	1.47	<0.5	<0.5	-	<0.5	1	-
	Copper	µg/L	1	2000[#1]	1(bio)[#8]	<1	6	-	9	1.44	1.75	3.6	1.73	<1	5.24	11.6	4.98	3.22	2.59	-	2.49	3	-
	Copper (Filtered)	µg/L	0.3	2000[#1]	1(bio)[#8]	0.77	3	-	3	0.843	-	0.645	0.565	1.9	-	-	4.37	2.56	2.68	-	2.83	<1	-
	Iron	µg/L	10	200[#1]	1000[#2]	-	-	-	-	-	-	-	-	-	-	-	-	-	-	-	-	-	-
	Iron (Filtered)	µg/L	10	200[#1]	1000[#2]	<19	19	-	20	<19	<19	<19	<19	25.6	<19	23.4	2550	<19	<19	<19	43.1	1260	-
	Lead	µg/L	1	10[#1]	1.2(bio)[#8]	-	-	-	-	-	-	-	-	-	-	-	-	-	-	-	-	-	-
	Lead (Filtered)	µg/L	0.2	10[#1]	1.2(bio)[#8]	<0.2	<1	-	<1	<0.2	<0.2	0.263	<0.2	<0.2	<0.2	0.243	2.18	<0.2	<0.2	-	0.634	<1	-
	Manganese	µg/L	1	50[#1]	123(bio)[#9]	878	192	-	114	33.6	54.8	90.5	157	67.1	63.7	172	145	72.3	36.9	-	6.24	132	-
	Manganese (Filtered)	µg/L	1	50[#1]	123(bio)[#9]	915	147	-	66	28.1	66.8	69.2	149	61.9	20.3	54.9	129	54.6	28.2	33.1	6.18	120	-
	Mercury	µg/L	0.02	1[#1]	0.07(MAC)[#10]	<0.02	0.13	-	<0.05	<0.02	<0.02	<0.02	<0.02	<0.02	<0.02	0.0301	<0.02	<0.02	<0.02	-	<0.02	<0.05	-
	Mercury (Filtered)	µg/L	0.01	1[#1]	0.07(MAC)[#10]	<0.01	<0.05	-	<0.05	<0.01	<0.01	<0.01	<0.01	<0.01	<0.01	<0.01	<0.01	<0.01	<0.01	-	<0.01	<0.05	-
	Molybdenum	µg/L	9	70[#11]		-	-	-	-	<9	-	-	-	-	-	-	-	-	-	-	<9	-	-
	Nickel	µg/L	1	20[#1]	4(bio)[#8]	10.2	10	-	6	3.21	4.43	3.58	7	1.92	5.66	14.9	7.68	4	2.54	-	2.13	3	-
	Nickel (Filtered)	µg/L	0.4	20[#1]	4(bio)[#8]	9.53	8	-	5	3.05	3.02	2.56	5.85	2.1	2.63	4.31	7.57	2.43	2.29	-	2.05	1	-
	Selenium	µg/L	1	10[#1]		<1	<1	-	<1	<1	<1	<1	<1	<1	3.69	3.25	2.41	2.23	2.5	-	5.3	<1	-
	Selenium (Filtered)	µg/L	1	10[#1]		-	<1	-	-	<1	-	-	-	-	-	-	-	-	-	-	-	<1	-
	Vanadium	µg/L	5		20[#12]	-	-	-	-	<5	-	-	-	-	-	-	-	-	-	-	<5	-	-
	Zinc	µg/L	1	3000[#13]	10.9(bio)[#8]	8.69	50	-	77	42.3	32.3	29.7	26	5.61	18.8	41.7	13.4	11.9	5.7	-	5.94	11	-
	Zinc (Filtered)	µg/L	1	3000[#13]	10.9(bio)[#8]	-	37	-	-	35	-	-	-	-	-	-	-	-	-	-	-	2	-
Inorganics	Alkalinity (Carbonate as CaCO3) (Filtered)	mg/L	15			-	-	-	-	-	-	-	-	-	-	-	-	-	-	-	-	-	-
	Total Hardness	mg/l	0.35			945	-	-	-	263	286	287	271	263	632	594	619	543	586	594	648	-	-
	Total Hardness (Filtered)	mg/l	2			-	302	-	263	-	-	-	-	-	-	-	-	-	-	-	-	339	-
	Alkalinity (Bicarbonate as CaCO3)	mg/L	2			116	-	-	-	195	210	205	201	175	335	335	328	327	312	394	397	-	-
	Alkalinity (Bicarbonate as CaCO3) (Filtered)	mg/L	15			-	235	-	200	-	-	-	-	-	-	-	-	-	-	-	-	365	-
	Alkalinity (Bicarbonate) as HCO3	mg/L	2			141	-	-	-	238	256	250	245	214	409	409	400	399	381	-	-	-	-
	Alkalinity (total) as CaCO3	mg/L	2			116	-	-	-	-	210	205	201	175	335	335	328	327	312	323	325	-	-
	Alkalinity (total) as CaCO3 (Filtered)	mg/L	15			-	196	-	200 - 235	-	-	-	-	-	-	-	-	-	-	-	-	170	-
	Ammonia as N (Filtered)	mg/L	0.000036		0.6[#14]	-	-	-	-	-	-	-	-	-	-	-	-	-	-	-	-	-	-
	Ammoniacal Nitrogen as N	mg/L	0.02		0.6[#14]	-	-	-	-	-	-	-	-	-	-	-	-	-	-	-	-	-	-
	Ammoniacal Nitrogen as N (Filtered)	mg/L	0.01		0.6[#14]	0.0396	0.08	-	0.06	0.039	0.102	0.109	0.115	0.0444	0.032	0.0957	0.0819	0.073	0.0776	-	-	0.03	-
	Ammoniacal Nitrogen as NH3 (Filtered)	mg/L	0.01			-	-	-	-	-	-	-	-	-	-	-	-	-	-	0.0326	0.709	-	-
	Calcium	mg/L	1			-	-	-	-	-	-	-	-	-	-	-	-	-	-	-	-	-	-
	Calcium (Filtered)	mg/L	0.2			279	97	-	84	82.5	79	75.7	84.4	78.9	198	215	243	225	221	229	212	111	-
	Chloride	mg/L	1	250[#1]	250[#3]	-	-	-	-	-	-	-	-	-	-	-	-	-	-	-	-	-	-
	Chloride (Filtered)	mg/L	1	250[#1]	250[#3]	97.1	44	-	45	44.6	39.7	39.8	49	44.1	35.7	39.8	45.6	45.4	43.7	43.9	33.7	61	-
	Cyanide (Free)	µg/L	5	50[#1]	1[#2]	-	-	-	-	-	-	-	-	-	-	-	-	-	-	-	-	-	-
	Cyanide (Free) (Filtered)	µg/L	2.5	50[#1]	1[#2]	<2.5	<5	-	<5	<2.5	<2.5	<2.5	<2.5	<2.5	<2.5	<2.5	<2.5	<2.5	<2.5	-	<2.5	<5	-
	Cyanide Total	µg/L	5	50[#1]	1[#2]	-	-	-	-	-	-	-	-	-	-	-	-	-	-	-	-	-	-
	Cyanide Total (Filtered)	µg/L	5	50[#1]	1[#2]	<5	<5	-	<5	8.42	<5	<5	<5	<5	<5	<5	<5	<5	<5	-	<5	<5	-
	cyanides-complex (Filtered)	µg/L	5	50[#1]	1[#2]	<5	-	-	-	6.04	<5	<5	<5	<5	<5	<5	<5	<5	<5	-	<5	-	-
	Fluoride	µg/L	100	1500[#1]	1000[#15]	-	-	-	-	-	-	-	-	-	-	-	-	-	-	-	-	-	-
	Fluoride (Filtered)	µg/L	100	1500[#1]	1000[#15]	<500	500	-	360	<500	<500	2930	<500	<500	<500	<500	<500	<500	<500	-	-	340	-
	Magnesium	mg/L	1			-	-	-	-	-	-	-	-	-	-	-	-	-	-	-	-	-	-
	Magnesium (Filtered)	mg/L	0.036			38.3	15	-	13	13.1	13.3	13.5	14.2	12	12.4	11.7	12.9	10.8	9	9.37	8.6	15	-
	Nitrate (as N) (Filtered)	mg/L	0.022			-	-	-	4.591	-	-	-	-	-	-	-	-	-	-	-	-	-	-
	Nitrate (as NO3-)	mg/L	0.1	50(NO3)[#16]		-	-	-	-	-	-	-	-	-	-	-	-	-	-	-	-	-	-
	Nitrate (as NO3-) (Filtered)	mg/L	0.1	50(NO3)[#16]		443	34.9	-	-	9.7	3.25	2.85	15.6	6.61	240	245	265	288	285	267	249	<0.1	-
	Phosphorus	µg/L	20			184	<20	-	140	104	118	101	52.7	58.9	168	334	165	137	109	-	-	-	-
	Phosphorus (Filtered)	µg/L	10			168	<20	-	72	88.8	58.9	38.8	25.4	59.5	68.8	98.9	151	89.9	90.7	-	-	-	-
	Potassium	mg/L	1.2			-	-	-	-	-	-	-	-	-	-	-	-	-	-	-	-	-	-
	Potassium (Filtered)	mg/L	0.2			6.76	5	-	4	4.86	5.05	4.53	5.05	4.41	5.49	5.42	6.25	5.03	3.82	3.7	3.5	6	-
	Sodium	mg/L	1	200[#1]		-	-	-	-	-	-	-	-	-	-	-	-	-	-	-	-	-	-
	Sodium (Filtered)	mg/L	0.076	200[#1]		59.7	24	-	33	28.4	27.5	25.7	25.5	16.7	24.4	28.1	37.2	30.5	26.5	26.3	20.5	23.8 - 24	-
	Sulphate	mg/L	1	250(SO4)[#17]	400[#3]	-	-	-	-	-	-	-	-	-	-	-	-	-	-	-	-	-	-
	Sulphate (Filtered)	mg/L	1	250(SO4)[#17]	400[#3]	469	73	-	68	62	47.2	54.3	62.3	60.4	75.4	68	62.4	57.8	55.5	62.2	76	135	-
PAH	Naphthalene	µg/L	0.01		2[#2]	0.0693	-	-	-	0.105	0.318	0.205	0.101	0.0611	<0.01	<0.01	0.0125	0.0418	0.0661	-	<0.02	-	-
	Naphthalene (Filtered)	µg/L	0.01		2[#2]	-	<0.01	-	<0.01	-	-	-	-	-	-	-	-	-	-	-	-	<0.01	-
	Acenaphthene	µg/L	0.005		No UK EQS	<0.005	-	-	-	<0.005	<0.005	0.00675	<0.005	<0.005	<0.005	<0.005	<0.005	<0.01	<0.01	-	<0.01	-	-
	Acenaphthene (Filtered)	µg/L	0.01		No UK EQS	-	<0.01	-	<0.01	-	-	-	-	-	-	-	-	-	-	-	-	<0.01	-
	Acenaphthylene	µg/L	0.005		No UK EQS	<0.005	-	-	-	<0.005	<0.005	<0.005	<0.005	<0.005	<0.005	<0.005	<0.005	<0.01	<0.01	-	<0.01	-	-
	Acenaphthylene (Filtered)	µg/L	0.01		No UK EQS	-	<0.01	-	<0.01	-	-	-	-	-	-	-	-	-	-	-	-	<0.01	-
	Fluoranthene	µg/L	0.005		0.0063[#2]	<0.005	-	-	-	0.00974	0.0121	0.00567	<0.005	<0.005	0.00704	0.0309	<0.005	<0.01	<0.01	-	<0.01	-	-
	Fluoranthene (Filtered)	µg/L	0.01		0.0063[#2]	-	<0.01	-	<0.01	-	-	-	-	-	-	-	-	-	-	-	-	<0.01	-
	Anthracene	µg/L	0.005		0.1[#2]	<0.005	-	-	-	<0.005	<0.005	<0.005	<0.005	<0.005	<0.005	<0.005	<0.005	<0.01	<0.01	-	<0.01	-	-
	Anthracene (Filtered)	µg/L	0.01		0.1[#2]	-	<0.01	-	<0.01	-	-	-	-	-	-	-	-	-	-	-	-	<0.01	-
	Phenanthrene	µg/L	0.005		No UK EQS	0.00977	-	-	-	<0.005	<0.005	<0.005	<0.005	<0.005	<0.005	<0.005	<0.005	<0.01	<0.01	-	<0.01	-	-
	Phenanthrene (Filtered)	µg/L	0.01		No UK EQS	-	<0.01	-	<0.01	-	-	-	-	-	-	-	-	-	-	-	-	<0.01	-

						Investigation Phase	LTM	GI	GI	GI	GI	LTM	LTM	LTM	LTM	LTM	LTM	LTM	LTM	LTM	LTM	LTM	GI	GI
						Location_Code	BH09006	BH09010	BH09010	BH09010	BH09010	BH09010	BH09010	BH09010	BH09010	BH09011	BH09011	BH09011	BH09011	BH09011	BH09011	BH09011	BH10003	BH10003
						Sampled_Date	08/09/2020	14/11/2019	25/11/2019	15/01/2020	25/02/2020	07/04/2020	17/04/2020	25/06/2020	08/09/2020	07/04/2020	28/04/2020	20/05/2020	25/06/2020	08/09/2020	04/11/2020	05/01/2021	24/10/2019	06/11/2019
						Sample_Depth	5.44	6.49	6.74	6.35	46.5	36	45	26	6.99	2.5	4	4	5.5	4.3	4.83	4.345	0.22	0.3
Chem_Group	**ChemName**	**output unit**	**EQL**	**UK Drinking Water Standards**	**UK Freshwater EQS**																			
	Fluorene	µg/L	0.005		No UK EQS	<0.005	-	-	-	<0.005	<0.005	<0.005	<0.005	<0.005	<0.005	<0.005	<0.005	<0.01	<0.01	-	<0.01	-	-
	Fluorene (Filtered)	µg/L	0.01		No UK EQS	-	<0.01	-	<0.01	-	-	-	-	-	-	-	-	-	-	-	-	<0.01	-
	Chrysene	µg/L	0.005		No UK EQS	<0.005	-	-	-	<0.005	<0.005	<0.005	<0.005	<0.005	<0.005	0.0187	<0.005	<0.01	<0.01	-	<0.01	-	-
	Chrysene (Filtered)	µg/L	0.01		No UK EQS	-	<0.01	-	<0.01	-	-	-	-	-	-	-	-	-	-	-	-	<0.01	-
	Pyrene	µg/L	0.005		No UK EQS	<0.005	-	-	-	0.00989	0.0138	0.00747	<0.005	<0.005	0.00678	0.0291	<0.005	<0.01	<0.01	-	<0.01	-	-
	Pyrene (Filtered)	µg/L	0.01		No UK EQS	-	<0.01	-	<0.01	-	-	-	-	-	-	-	-	-	-	-	-	<0.01	-
	Benzo(a)anthracene	µg/L	0.005		No UK EQS	<0.005	-	-	-	<0.005	<0.005	<0.005	<0.005	<0.005	<0.005	0.0179	<0.005	<0.01	<0.01	-	<0.01	-	-
	Benzo(a)anthracene (Filtered)	µg/L	0.01		No UK EQS	-	<0.01	-	<0.01	-	-	-	-	-	-	-	-	-	-	-	-	<0.01	-
	Benzo(b)fluoranthene	µg/L	0.005	0.025[#18]	See BaP[#19]	<0.005	-	-	-	<0.005	0.0122	<0.005	<0.005	<0.005	0.00832	0.0509	<0.005	<0.01	<0.01	-	<0.01	-	-
	Benzo(b)fluoranthene (Filtered)	µg/L	0.01	0.025[#18]	See BaP[#19]	-	<0.01	-	<0.01	-	-	-	-	-	-	-	-	-	-	-	-	<0.01	-
	Benzo(k)fluoranthene	µg/L	0.005	0.025[#18]	See BaP[#19]	<0.005	-	-	-	<0.005	<0.005	<0.005	<0.005	<0.005	<0.005	0.0185	<0.005	<0.01	<0.01	-	<0.01	-	-
	Benzo(k)fluoranthene (Filtered)	µg/L	0.01	0.025[#18]	See BaP[#19]	-	<0.01	-	<0.01	-	-	-	-	-	-	-	-	-	-	-	-	<0.01	-
	Benzo(a)pyrene	µg/L	0.002	0.01[#1]	0.00017[#19]	<0.002	-	-	-	<0.002	0.00737	<0.002	<0.002	<0.002	0.00442	0.0287	<0.002	<0.004	<0.004	-	<0.004	-	-
	Benzo(a)pyrene (Filtered)	µg/L	0.01	0.01[#1]	0.00017[#19]	-	<0.01	-	<0.01	-	-	-	-	-	-	-	-	-	-	-	-	<0.01	-
	Dibenz(a,h)anthracene	µg/L	0.005		No UK EQS	<0.005	-	-	-	<0.005	<0.005	<0.005	<0.005	<0.005	<0.005	<0.005	<0.005	<0.01	<0.01	-	<0.01	-	-
	Dibenz(a,h)anthracene (Filtered)	µg/L	0.01		No UK EQS	-	<0.01	-	<0.01	-	-	-	-	-	-	-	-	-	-	-	-	<0.01	-
	Benzo(g,h,i)perylene	µg/L	0.005	0.025[#18]	See BaP[#19]	<0.005	-	-	-	<0.005	<0.005	<0.005	<0.005	<0.005	<0.005	0.0261	<0.005	<0.01	<0.01	-	<0.01	-	-
	Benzo(g,h,i)perylene (Filtered)	µg/L	0.01	0.025[#18]	See BaP[#19]	-	<0.01	-	<0.01	-	-	-	-	-	-	-	-	-	-	-	-	<0.01	-
	Indeno(1,2,3-c,d)pyrene	µg/L	0.005	0.025[#18]	See BaP[#19]	<0.005	-	-	-	<0.005	<0.005	<0.005	<0.005	<0.005	<0.005	0.0302	<0.005	<0.01	<0.01	-	<0.01	-	-
	Indeno(1,2,3-c,d)pyrene (Filtered)	µg/L	0.01	0.025[#18]	See BaP[#19]	-	<0.01	-	<0.01	-	-	-	-	-	-	-	-	-	-	-	-	<0.01	-
	PAH 16 Total	µg/L	0.01			<0.082	-	-	-	0.124	0.364	0.225	0.101	<0.082	<0.082	0.251	<0.082	<0.164	<0.164	-	<0.164	-	-
	PAH 16 Total (Filtered)	µg/L	0.01			-	<0.01	-	<0.01	-	-	-	-	-	-	-	-	-	-	-	-	<0.01	-
TPH CWG	>C5-C6 Aliphatics	µg/L	1	See TPH	See TPH	<10	-	-	-	<10	<10	<10	<10	<10	<10	<10	<10	<10	<10	-	<10	-	-
	>C5-C6 Aliphatics (Filtered)	µg/L	1	See TPH	See TPH	-	<1	-	<1	-	-	-	-	-	-	-	-	-	-	-	-	<1	-
	>C6-C8 Aliphatics	µg/L	1	See TPH	See TPH	<10	-	-	-	<10	<10	<10	<10	<10	<10	<10	<10	<10	<10	-	<10	-	-
	>C6-C8 Aliphatics (Filtered)	µg/L	1	See TPH	See TPH	-	<1	-	<1	-	-	-	-	-	-	-	-	-	-	-	-	<1	-
	>C8-C10 Aliphatics	µg/L	5	See TPH	See TPH	<10	-	-	-	<10	<10	<10	<10	<10	<10	<10	<10	<10	<10	-	<10	-	-
	>C8-C10 Aliphatics (Filtered)	µg/L	5	See TPH	See TPH	-	<5	-	<5	-	-	-	-	-	-	-	-	-	-	-	-	<5	-
	>C10-C12 Aliphatics	µg/L	5	See TPH	See TPH	<10	-	-	-	<10	<10	<10	<10	<10	<10	<10	<10	<10	<10	-	<10	-	-
	>C10-C12 Aliphatics (Filtered)	µg/L	5	See TPH	See TPH	-	<5	-	<5	-	-	-	-	-	-	-	-	-	-	-	-	<5	-
	>C12-C16 Aliphatics	µg/L	5	See TPH	See TPH	<10	-	-	-	<10	<10	<10	<10	<10	<10	<10	<10	<20	<10	-	<20	-	-
	>C12-C16 Aliphatics (Filtered)	µg/L	5	See TPH	See TPH	-	<5	-	<5	-	-	-	-	-	-	-	-	-	-	-	-	<5	-
	>C16-C21 Aliphatics	µg/L	5	See TPH	See TPH	<10	-	-	-	<10	<10	<10	<10	<10	<10	<10	<10	<20	<10	-	<20	-	-
	>C16-C21 Aliphatics (Filtered)	µg/L	5	See TPH	See TPH	-	<5	-	<5	-	-	-	-	-	-	-	-	-	-	-	-	<5	-
	>C21-C35 Aliphatics	µg/L	5	See TPH	See TPH	<10	-	-	-	<10	<10	<10	<10	<10	<10	<10	<10	<20	<10	-	<20	-	-
	>C21-C35 Aliphatics (Filtered)	µg/L	5	See TPH	See TPH	-	<5	-	12	-	-	-	-	-	-	-	-	-	-	-	-	<5	-
	>C16-C35 Aliphatics	µg/L	10			<10	-	-	-	<10	<10	<10	<10	<10	<10	<10	<10	<20	<10	-	<20	-	-
	Total >C5-C35 Aliphatics	µg/L	5	See TPH	See TPH	-	-	-	-	-	-	-	-	-	-	-	-	-	-	-	-	-	-
	Total >C5-C35 Aliphatics (Filtered)	µg/L	5	See TPH	See TPH	-	<5	-	12	-	-	-	-	-	-	-	-	-	-	-	-	<5	-
	Total Aliphatics >C12-C35	µg/L	10			<10	-	-	-	<10	<10	<10	<10	<10	<10	<10	<10	<20	<10	-	<20	-	-
	>EC5-EC7 Aromatics	µg/L	1	See TPH	See TPH	-	-	-	-	-	-	-	-	-	-	-	-	-	-	-	-	-	-
	>EC5-EC7 Aromatics (Filtered)	µg/L	1	See TPH	See TPH	-	<1	-	<1	-	-	-	-	-	-	-	-	-	-	-	-	<1	-
	>EC6-EC7 Aromatics	µg/L	10			<10	-	-	-	<10	<10	<10	<10	<10	<10	<10	<10	<10	<10	-	<10	-	-
	>EC7-EC8 Aromatics	µg/L	1	See TPH	See TPH	<10	-	-	-	<10	<10	<10	<10	<10	<10	<10	<10	<10	<10	-	<10	-	-
	>EC7-EC8 Aromatics (Filtered)	µg/L	1	See TPH	See TPH	-	<1	-	<1	-	-	-	-	-	-	-	-	-	-	-	-	<1	-
	>EC8-EC10 Aromatics	µg/L	5	See TPH	See TPH	<10	-	-	-	<10	<10	<10	<10	<10	<10	<10	<10	<10	<10	-	<10	-	-
	>EC8-EC10 Aromatics (Filtered)	µg/L	5	See TPH	See TPH	-	<5	-	<5	-	-	-	-	-	-	-	-	-	-	-	-	<5	-
	>EC10-EC12 Aromatics	µg/L	5	See TPH	See TPH	<10	-	-	-	<10	<10	<10	<10	<10	<10	<10	<10	<10	<10	-	<10	-	-
	>EC10-EC12 Aromatics (Filtered)	µg/L	5	See TPH	See TPH	-	<5	-	8	-	-	-	-	-	-	-	-	-	-	-	-	<5	-
	>EC12-EC16 Aromatics	µg/L	5	See TPH	See TPH	<10	-	-	-	<10	<10	<10	<10	<10	<10	<10	<10	<20	<10	-	<20	-	-
	>EC12-EC16 Aromatics (Filtered)	µg/L	5	See TPH	See TPH	-	<5	-	15	-	-	-	-	-	-	-	-	-	-	-	-	<5	-
	>EC16-EC21 Aromatics	µg/L	5	See TPH	See TPH	<10	-	-	-	<10	<10	<10	<10	<10	<10	<10	<10	<20	<10	-	<20	-	-
	>EC16-EC21 Aromatics (Filtered)	µg/L	5	See TPH	See TPH	-	<5	-	<5	-	-	-	-	-	-	-	-	-	-	-	-	<5	-
	>EC21-EC35 Aromatics	µg/L	10	See TPH	See TPH	<10	-	-	-	<10	<10	<10	<10	<10	<10	<10	<10	<20	<10	-	<20	-	-
	>EC21-EC35 Aromatics (Filtered)	µg/L	10	See TPH	See TPH	-	<10	-	22	-	-	-	-	-	-	-	-	-	-	-	-	<10	-
	Total Aromatics >EC12-EC35	µg/L	10			<10	-	-	-	<10	<10	<10	<10	<10	<10	<10	<10	<20	<10	-	<20	-	-
	Total >EC5-EC35 Aromatics	µg/L	10	See TPH	See TPH	-	-	-	-	-	-	-	-	-	-	-	-	-	-	-	-	-	-
	Total >EC5-EC35 Aromatics (Filtered)	µg/L	10	See TPH	See TPH	-	<10	-	45	-	-	-	-	-	-	-	-	-	-	-	-	<10	-
	TPH >C5-C35 Aliphatics/Aromatics	µg/L	10	I10[#20]	I50[#21]	<10	-	-	-	<10	<10	<10	<10	<10	<10	<10	12	<20	<10	-	<20	-	-
	TPH >C5-C35 Aliphatics/Aromatics (Filtered)	µg/L	10	I10[#20]	I50[#21]	-	<10	-	57	-	-	-	-	-	-	-	-	-	-	-	-	<10	-
TPH	>C5-C6	µg/L	10			<10	-	-	-	-	-	-	-	<10	-	-	-	-	<10	-	-	-	-
	>C6-C7	µg/L	10			<10	-	-	-	-	-	-	-	<10	-	-	-	-	<10	-	-	-	-
	>C7-C8	µg/L	10			<10	-	-	-	-	-	-	-	<10	-	-	-	-	<10	-	-	-	-
	>C6-C8	µg/L	10			-	-	-	-	-	-	-	-	-	-	-	-	-	-	-	-	-	-
	>C6-C8 (Filtered)	µg/L	10			-	-	-	-	-	-	-	-	-	-	-	-	-	-	-	-	-	-
	>C8-C10	µg/L	5			<10	-	-	-	-	-	-	-	<10	-	-	-	-	<10	-	-	-	-
	>C8-C10 (Filtered)	µg/L	5			-	-	-	-	-	-	-	-	-	-	-	-	-	-	-	-	-	-
	>C10-C12	µg/L	5			<10	-	-	-	-	-	-	-	<10	-	-	-	-	<10	-	-	-	-
	>C10-C12 (Filtered)	µg/L	5			-	-	-	-	-	-	-	-	-	-	-	-	-	-	-	-	-	-
	>C12-C16	µg/L	10			<100	-	-	-	-	-	-	-	<200	-	-	-	-	<100	-	-	-	-
	>C12-C16 (Filtered)	µg/L	10			-	-	-	-	-	-	-	-	-	-	-	-	-	-	-	-	-	-
	>C16-C21	µg/L	20			<100	-	-	-	-	-	-	-	<200	-	-	-	-	<100	-	-	-	-
	>C16-C21 (Filtered)	µg/L	20			-	-	-	-	-	-	-	-	-	-	-	-	-	-	-	-	-	-
	>C21-C28	µg/L	100			<100	-	-	-	-	-	-	-	<200	-	-	-	-	<100	-	-	-	-
	>C28-C35	µg/L	100			<100	-	-	-	-	-	-	-	<200	-	-	-	-	<100	-	-	-	-
	>C21-C40	µg/L	20			-	-	-	-	-	-	-	-	-	-	-	-	-	-	-	-	-	-
	>C21-C40 (Filtered)	µg/L	20			-	-	-	-	-	-	-	-	-	-	-	-	-	-	-	-	-	-
	>C35-C40	µg/L	100			<100	-	-	-	-	-	-	-	<200	-	-	-	-	<100	-	-	-	-
	EPH >C10-40	µg/L	100			<100	-	-	-	-	-	-	-	<200	-	-	-	-	<100	-	-	-	-
	Total EPH C6-40	µg/L	100			<100	-	-	-	-	-	-	-	<100	-	-	-	-	<100	-	-	-	-
	GRO >C5-12	µg/L	50			<50	-	-	-	<50	<50	<50	<50	<50	<50	<50	<50	<50	<50	-	<50	-	-

						Investigation Phase	LTM	GI	GI	GI	GI	LTM	LTM	LTM	LTM	LTM	LTM	LTM	LTM	LTM	LTM	LTM	GI	GI
						Location_Code	BH09006	BH09010	BH09010	BH09010	BH09010	BH09010	BH09010	BH09010	BH09010	BH09011	BH09011	BH09011	BH09011	BH09011	BH09011	BH09011	BH09011	BH10003	BH10003
						Sampled_Date	08/09/2020	14/11/2019	25/11/2019	15/01/2020	25/02/2020	07/04/2020	17/04/2020	25/06/2020	08/09/2020	07/04/2020	28/04/2020	20/05/2020	25/06/2020	08/09/2020	04/11/2020	05/01/2021	24/10/2019	06/11/2019
						Sample_Depth	5.44	6.49	6.74	6.35	46.5	36	45	26	6.99	2.5	4	4	5.5	4.3	4.83	4.345	0.22	0.3
Chem_Group	**ChemName**	**output unit**	**EQL**	**UK Drinking Water Standards**	**UK Freshwater EQS**																			
	Total Petroleum Hydrocarbons	µg/L	10	10[#20]	50[#21]	-	-	-	-	-	-	-	-	-	-	-	-	-	-	-	-	-	-
	Total Petroleum Hydrocarbons (Filtered)	µg/L	10	10[#20]	50[#21]	-	-	-	-	-	-	-	-	-	-	-	-	-	-	-	-	-	-
BTEX and MTBE	Benzene	µg/L	1	1[#1]	10[#2]	<7	-	-	-	<7	<7	<7	<7	<7	<7	<7	<7	<7	<7	-	<7	-	-
	Benzene (Filtered)	µg/L	1	1[#1]	10[#2]	-	<1	-	<1	-	-	-	-	-	-	-	-	-	-	-	-	<1	-
	Toluene	µg/L	1	700[#22]	74[#2]	<4	-	-	-	<4	<4	<4	<4	<4	<4	<4	<4	<7	<4	<4	-	<4	-	-
	Toluene (Filtered)	µg/L	1	700[#22]	74[#2]	-	<1	-	<1	-	-	-	-	-	-	-	-	-	-	-	-	<1	-
	Ethylbenzene	µg/L	1	300[#22]	20[#23]	<5	-	-	-	<5	<5	<5	<5	<5	<5	<5	<5	<5	<5	<5	-	<5	-	-
	Ethylbenzene (Filtered)	µg/L	1	300[#22]	20[#23]	-	<1	-	<1	-	-	-	-	-	-	-	-	-	-	-	-	<1	-
	Xylene (m & p)	µg/L	1	250[#24]	15[#25]	<8	-	-	-	<8	<8	<8	<8	<8	<8	<8	<8	<8	<8	<8	-	<8	-	-
	Xylene (m & p) (Filtered)	µg/L	1	250[#24]	15[#25]	-	<1	-	<1	-	-	-	-	-	-	-	-	-	-	-	-	<1	-
	Xylene (o)	µg/L	1	250[#24]	15[#25]	<3	-	-	-	<3	<3	<3	<3	<3	<3	<3	<3	<3	<3	<3	-	<3	-	-
	Xylene (o) (Filtered)	µg/L	1	250[#24]	15[#25]	-	<1	-	<1	-	-	-	-	-	-	-	-	-	-	-	-	<1	-
	Xylene Total	µg/L	2	500[#22]	30[#3]	<11	-	-	-	<11	<11	<11	<11	<11	<11	<11	<11	<11	<11	<11	-	<11	-	-
	MTBE	µg/L	1	15[#26]	15[#27]	<3	-	-	-	<3	<3	<3	<3	<3	<3	<3	<3	<3	<3	<3	-	<3	-	-
	MTBE (Filtered)	µg/L	1	15[#26]	15[#27]	-	<1	-	<1	-	-	-	-	-	-	-	-	-	-	-	-	<1	-
	Total BTEX	µg/L	28			<28	-	-	-	<28	<28	<28	<28	<28	<28	<28	<28	<28	<28	<28	-	<28	-	-
VOC	Styrene	µg/L	1		50[#3]	-	-	-	-	-	-	-	-	-	-	-	-	-	-	-	-	-	-	-
	Styrene (Filtered)	µg/L	1		50[#3]	-	-	-	-	-	-	-	-	-	-	-	-	-	-	-	-	-	-	-
	cis-1,3-dichloropropene	µg/L	1			-	-	-	-	-	-	-	-	-	-	-	-	-	-	-	-	-	-	-
	cis-1,3-dichloropropene (Filtered)	µg/L	1			-	-	-	-	-	-	-	-	-	-	-	-	-	-	-	-	-	-	-
	trans-1,3-dichloropropene	µg/L	1			-	-	-	-	-	-	-	-	-	-	-	-	-	-	-	-	-	-	-
	trans-1,3-dichloropropene (Filtered)	µg/L	1			-	-	-	-	-	-	-	-	-	-	-	-	-	-	-	-	-	-	-
	1,1,1,2-tetrachloroethane	µg/L	1		70[#28]	-	-	-	-	-	-	-	-	-	-	-	-	-	-	-	-	-	-	-
	1,1,1,2-tetrachloroethane (Filtered)	µg/L	1		70[#28]	-	-	-	-	-	-	-	-	-	-	-	-	-	-	-	-	-	-	-
	1,1,1-trichloroethane	µg/L	1	2000[#29]	100[#3]	-	-	-	-	-	-	-	-	-	-	-	-	-	-	-	-	-	-	-
	1,1,1-trichloroethane (Filtered)	µg/L	1	2000[#29]	100[#3]	-	-	-	-	-	-	-	-	-	-	-	-	-	-	-	-	-	-	-
	1,1,2,2-tetrachloroethane	µg/L	1		70[#28]	-	-	-	-	-	-	-	-	-	-	-	-	-	-	-	-	-	-	-
	1,1,2,2-tetrachloroethane (Filtered)	µg/L	1		70[#28]	-	-	-	-	-	-	-	-	-	-	-	-	-	-	-	-	-	-	-
	1,1,2-trichloroethane	µg/L	1		400[#3]	-	-	-	-	-	-	-	-	-	-	-	-	-	-	-	-	-	-	-
	1,1,2-trichloroethane (Filtered)	µg/L	1		400[#3]	-	-	-	-	-	-	-	-	-	-	-	-	-	-	-	-	-	-	-
	1,1-dichloroethane	µg/L	1	2.8[#30]		-	-	-	-	-	-	-	-	-	-	-	-	-	-	-	-	-	-	-
	1,1-dichloroethane (Filtered)	µg/L	1	2.8[#30]		-	-	-	-	-	-	-	-	-	-	-	-	-	-	-	-	-	-	-
	1,1-dichloroethene	µg/L	1	140[#31]		-	-	-	-	-	-	-	-	-	-	-	-	-	-	-	-	-	-	-
	1,1-dichloroethene (Filtered)	µg/L	1	140[#31]		-	-	-	-	-	-	-	-	-	-	-	-	-	-	-	-	-	-	-
	1,1-dichloropropene	µg/L	1			-	-	-	-	-	-	-	-	-	-	-	-	-	-	-	-	-	-	-
	1,1-dichloropropene (Filtered)	µg/L	1			-	-	-	-	-	-	-	-	-	-	-	-	-	-	-	-	-	-	-
	1,2,3-trichloropropane	µg/L	1			-	-	-	-	-	-	-	-	-	-	-	-	-	-	-	-	-	-	-
	1,2,3-trichloropropane (Filtered)	µg/L	1			-	-	-	-	-	-	-	-	-	-	-	-	-	-	-	-	-	-	-
	1,2,4-trimethylbenzene	µg/L	1			-	-	-	-	-	-	-	-	-	-	-	-	-	-	-	-	-	-	-
	1,2,4-trimethylbenzene (Filtered)	µg/L	1			-	-	-	-	-	-	-	-	-	-	-	-	-	-	-	-	-	-	-
	1,2-dibromo-3-chloropropane	µg/L	1			-	-	-	-	-	-	-	-	-	-	-	-	-	-	-	-	-	-	-
	1,2-dibromo-3-chloropropane (Filtered)	µg/L	2			-	-	-	-	-	-	-	-	-	-	-	-	-	-	-	-	-	-	-
	1,2-dibromoethane	µg/L	1			-	-	-	-	-	-	-	-	-	-	-	-	-	-	-	-	-	-	-
	1,2-dibromoethane (Filtered)	µg/L	1			-	-	-	-	-	-	-	-	-	-	-	-	-	-	-	-	-	-	-
	1,2-dichloroethane	µg/L	1	3[#1]	10[#2]	-	-	-	-	-	-	-	-	-	-	-	-	-	-	-	-	-	-	-
	1,2-dichloroethane (Filtered)	µg/L	2	3[#1]	10[#2]	-	-	-	-	-	-	-	-	-	-	-	-	-	-	-	-	-	-	-
	1,2-dichloropropane	µg/L	1			-	-	-	-	-	-	-	-	-	-	-	-	-	-	-	-	-	-	-
	1,2-dichloropropane (Filtered)	µg/L	1			-	-	-	-	-	-	-	-	-	-	-	-	-	-	-	-	-	-	-
	1,3,5-trimethylbenzene	µg/L	1			-	-	-	-	-	-	-	-	-	-	-	-	-	-	-	-	-	-	-
	1,3,5-trimethylbenzene (Filtered)	µg/L	1			-	-	-	-	-	-	-	-	-	-	-	-	-	-	-	-	-	-	-
	1,3-dichloropropane	µg/L	1			-	-	-	-	-	-	-	-	-	-	-	-	-	-	-	-	-	-	-
	1,3-dichloropropane (Filtered)	µg/L	1			-	-	-	-	-	-	-	-	-	-	-	-	-	-	-	-	-	-	-
	2,2-dichloropropane	µg/L	1			-	-	-	-	-	-	-	-	-	-	-	-	-	-	-	-	-	-	-
	2,2-dichloropropane (Filtered)	µg/L	1			-	-	-	-	-	-	-	-	-	-	-	-	-	-	-	-	-	-	-
	2-chlorotoluene	µg/L	1			-	-	-	-	-	-	-	-	-	-	-	-	-	-	-	-	-	-	-
	2-chlorotoluene (Filtered)	µg/L	1			-	-	-	-	-	-	-	-	-	-	-	-	-	-	-	-	-	-	-
	4-chlorotoluene	µg/L	1			-	-	-	-	-	-	-	-	-	-	-	-	-	-	-	-	-	-	-
	4-chlorotoluene (Filtered)	µg/L	1			-	-	-	-	-	-	-	-	-	-	-	-	-	-	-	-	-	-	-
	Bromobenzene	µg/L	1			-	-	-	-	-	-	-	-	-	-	-	-	-	-	-	-	-	-	-
	Bromobenzene (Filtered)	µg/L	1			-	-	-	-	-	-	-	-	-	-	-	-	-	-	-	-	-	-	-
	Bromochloromethane	µg/L	1			-	-	-	-	-	-	-	-	-	-	-	-	-	-	-	-	-	-	-
	Bromochloromethane (Filtered)	µg/L	5			-	-	-	-	-	-	-	-	-	-	-	-	-	-	-	-	-	-	-
	Bromodichloromethane	µg/L	1	25[#32]		-	-	-	-	-	-	-	-	-	-	-	-	-	-	-	-	-	-	-
	Bromodichloromethane (Filtered)	µg/L	10	25[#32]		-	-	-	-	-	-	-	-	-	-	-	-	-	-	-	-	-	-	-
	Bromoform	µg/L	1	25[#32]		-	-	-	-	-	-	-	-	-	-	-	-	-	-	-	-	-	-	-
	Bromoform (Filtered)	µg/L	1	25[#32]		-	-	-	-	-	-	-	-	-	-	-	-	-	-	-	-	-	-	-
	Bromomethane	µg/L	1			-	-	-	-	-	-	-	-	-	-	-	-	-	-	-	-	-	-	-
	Bromomethane (Filtered)	µg/L	1			-	-	-	-	-	-	-	-	-	-	-	-	-	-	-	-	-	-	-
	Carbon disulfide	µg/L	1			-	-	-	-	-	-	-	-	-	-	-	-	-	-	-	-	-	-	-
	Carbon disulfide (Filtered)	µg/L	1			-	-	-	-	-	-	-	-	-	-	-	-	-	-	-	-	-	-	-
	Carbon tetrachloride	µg/L	1	3[#1]	12[#2]	-	-	-	-	-	-	-	-	-	-	-	-	-	-	-	-	-	-	-
	Carbon tetrachloride (Filtered)	µg/L	1	3[#1]	12[#2]	-	-	-	-	-	-	-	-	-	-	-	-	-	-	-	-	-	-	-
	Chlorodibromomethane	µg/L	1	25[#32]		-	-	-	-	-	-	-	-	-	-	-	-	-	-	-	-	-	-	-
	Chlorodibromomethane (Filtered)	µg/L	3	25[#32]		-	-	-	-	-	-	-	-	-	-	-	-	-	-	-	-	-	-	-
	Chloroethane	µg/L	1			-	-	-	-	-	-	-	-	-	-	-	-	-	-	-	-	-	-	-
	Chloroethane (Filtered)	µg/L	1			-	-	-	-	-	-	-	-	-	-	-	-	-	-	-	-	-	-	-
	Chloroform	µg/L	1	25[#32]	2.5[#2]	-	-	-	-	-	-	-	-	-	-	-	-	-	-	-	-	-	-	-
	Chloroform (Filtered)	µg/L	1	25[#32]	2.5[#2]	-	-	-	-	-	-	-	-	-	-	-	-	-	-	-	-	-	-	-
	Chloromethane	µg/L	1			-	-	-	-	-	-	-	-	-	-	-	-	-	-	-	-	-	-	-
	Chloromethane (Filtered)	µg/L	10			-	-	-	-	-	-	-	-	-	-	-	-	-	-	-	-	-	-	-
	cis-1,2-dichloroethene	µg/L	1	25[#33]		-	-	-	-	-	-	-	-	-	-	-	-	-	-	-	-	-	-	-

					Investigation Phase	LTM	GI	GI	GI	GI	LTM	LTM	LTM	LTM	LTM	LTM	LTM	LTM	LTM	LTM	LTM	GI	GI
					Location_Code	BH09006	BH09010	BH09010	BH09010	BH09010	BH09010	BH09010	BH09010	BH09010	BH09011	BH09011	BH09011	BH09011	BH09011	BH09011	BH09011	BH10003	BH10003
					Sampled_Date	08/09/2020	14/11/2019	25/11/2019	15/01/2020	25/02/2020	07/04/2020	17/04/2020	25/06/2020	08/09/2020	07/04/2020	28/04/2020	20/05/2020	25/06/2020	08/09/2020	04/11/2020	05/01/2021	24/10/2019	06/11/2019
					Sample_Depth	5.44	6.49	6.74	6.35	46.5	36	45	26	6.99	2.5	4	4	5.5	4.3	4.83	4.345	0.22	0.3
Chem_Group	**ChemName**	**output unit**	**EQL**	**UK Drinking Water Standards**	**UK Freshwater EQS**																		
	cis-1,2-dichloroethene (Filtered)	µg/L	1	25[#33]		-	-	-	-	-	-	-	-	-	-	-	-	-	-	-	-	-	-
	Dibromomethane	µg/L	1			-	-	-	-	-	-	-	-	-	-	-	-	-	-	-	-	-	-
	Dibromomethane (Filtered)	µg/L	1			-	-	-	-	-	-	-	-	-	-	-	-	-	-	-	-	-	-
	Dichlorodifluoromethane	µg/L	1			-	-	-	-	-	-	-	-	-	-	-	-	-	-	-	-	-	-
	Dichlorodifluoromethane (Filtered)	µg/L	1			-	-	-	-	-	-	-	-	-	-	-	-	-	-	-	-	-	-
	Dichloromethane	µg/L	3		20[#2]	-	-	-	-	-	-	-	-	-	-	-	-	-	-	-	-	-	-
	Dichloromethane (Filtered)	µg/L	5		20[#2]	-	-	-	-	-	-	-	-	-	-	-	-	-	-	-	-	-	-
	Isopropylbenzene	µg/L	1			-	-	-	-	-	-	-	-	-	-	-	-	-	-	-	-	-	-
	Isopropylbenzene (Filtered)	µg/L	1			-	-	-	-	-	-	-	-	-	-	-	-	-	-	-	-	-	-
	n-butylbenzene	µg/L	1			-	-	-	-	-	-	-	-	-	-	-	-	-	-	-	-	-	-
	n-butylbenzene (Filtered)	µg/L	1			-	-	-	-	-	-	-	-	-	-	-	-	-	-	-	-	-	-
	n-propylbenzene	µg/L	1			-	-	-	-	-	-	-	-	-	-	-	-	-	-	-	-	-	-
	n-propylbenzene (Filtered)	µg/L	1			-	-	-	-	-	-	-	-	-	-	-	-	-	-	-	-	-	-
	p-isopropyltoluene	µg/L	1			-	-	-	-	-	-	-	-	-	-	-	-	-	-	-	-	-	-
	p-isopropyltoluene (Filtered)	µg/L	1			-	-	-	-	-	-	-	-	-	-	-	-	-	-	-	-	-	-
	sec-butylbenzene	µg/L	1			-	-	-	-	-	-	-	-	-	-	-	-	-	-	-	-	-	-
	sec-butylbenzene (Filtered)	µg/L	1			-	-	-	-	-	-	-	-	-	-	-	-	-	-	-	-	-	-
	Trichloroethene	µg/L	1	5[#34]	10[#2]	-	-	-	-	-	-	-	-	-	-	-	-	-	-	-	-	-	-
	Trichloroethene (Filtered)	µg/L	1	5[#34]	10[#2]	-	-	-	-	-	-	-	-	-	-	-	-	-	-	-	-	-	-
	tert-butylbenzene	µg/L	1			-	-	-	-	-	-	-	-	-	-	-	-	-	-	-	-	-	-
	tert-butylbenzene (Filtered)	µg/L	2			-	-	-	-	-	-	-	-	-	-	-	-	-	-	-	-	-	-
	Tetrachloroethene	µg/L	1	5[#34]	10[#2]	-	-	-	-	-	-	-	-	-	-	-	-	-	-	-	-	-	-
	Tetrachloroethene (Filtered)	µg/L	1	5[#34]	10[#2]	-	-	-	-	-	-	-	-	-	-	-	-	-	-	-	-	-	-
	trans-1,2-dichloroethene	µg/L	1	25[#33]		-	-	-	-	-	-	-	-	-	-	-	-	-	-	-	-	-	-
	trans-1,2-dichloroethene (Filtered)	µg/L	1	25[#33]		-	-	-	-	-	-	-	-	-	-	-	-	-	-	-	-	-	-
	Trichlorofluoromethane	µg/L	1			-	-	-	-	-	-	-	-	-	-	-	-	-	-	-	-	-	-
	Trichlorofluoromethane (Filtered)	µg/L	1			-	-	-	-	-	-	-	-	-	-	-	-	-	-	-	-	-	-
	Vinyl chloride	µg/L	1	0.5[#1]		-	-	-	-	-	-	-	-	-	-	-	-	-	-	-	-	-	-
	Vinyl chloride (Filtered)	µg/L	1	0.5[#1]		-	-	-	-	-	-	-	-	-	-	-	-	-	-	-	-	-	-
	tert-Amyl methyl ether	µg/L	1			-	-	-	-	-	-	-	-	-	-	-	-	-	-	-	-	-	-
VOC/SVOC	1,2,3-trichlorobenzene	µg/L	0.01		0.13[#35]	-	-	-	-	-	-	-	-	-	-	-	-	-	-	-	-	-	-
	1,2,3-trichlorobenzene (Filtered)	µg/L	0.01		0.13[#35]	-	-	-	-	-	-	-	-	-	-	-	-	-	-	-	-	-	-
	1,2,4-trichlorobenzene	µg/L	0.01		0.13[#35]	-	-	-	-	-	-	-	-	-	-	-	-	-	-	-	-	-	-
	1,2,4-trichlorobenzene (Filtered)	µg/L	0.01		0.13[#35]	-	-	-	-	-	-	-	-	-	-	-	-	-	-	-	-	-	-
	1,2-dichlorobenzene	µg/L	1		6.7[#36]	-	-	-	-	-	-	-	-	-	-	-	-	-	-	-	-	-	-
	1,2-dichlorobenzene (Filtered)	µg/L	1		6.7[#36]	-	-	-	-	-	-	-	-	-	-	-	-	-	-	-	-	-	-
	1,3,5-Trichlorobenzene	µg/L	0.01		0.13[#35]	-	-	-	-	-	-	-	-	-	-	-	-	-	-	-	-	-	-
	1,3,5-Trichlorobenzene (Filtered)	µg/L	0.01		0.13[#35]	-	-	-	-	-	-	-	-	-	-	-	-	-	-	-	-	-	-
	1,3-dichlorobenzene	µg/L	1		6.7[#36]	-	-	-	-	-	-	-	-	-	-	-	-	-	-	-	-	-	-
	1,3-dichlorobenzene (Filtered)	µg/L	1		6.7[#36]	-	-	-	-	-	-	-	-	-	-	-	-	-	-	-	-	-	-
	1,4-dichlorobenzene	µg/L	1		6.7[#36]	-	-	-	-	-	-	-	-	-	-	-	-	-	-	-	-	-	-
	1,4-dichlorobenzene (Filtered)	µg/L	1		6.7[#36]	-	-	-	-	-	-	-	-	-	-	-	-	-	-	-	-	-	-
	Chlorobenzene	µg/L	1	100[#37]		-	-	-	-	-	-	-	-	-	-	-	-	-	-	-	-	-	-
	Chlorobenzene (Filtered)	µg/L	1	100[#37]		-	-	-	-	-	-	-	-	-	-	-	-	-	-	-	-	-	-
	Hexachlorobutadiene	µg/L	0.01		0.6(MAC)[#10]	-	-	-	-	-	-	-	-	-	-	-	-	-	-	-	-	-	-
	Hexachlorobutadiene (Filtered)	µg/L	0.01		0.6(MAC)[#10]	-	-	-	-	-	-	-	-	-	-	-	-	-	-	-	-	-	-
SVOC	4-bromophenyl phenyl ether	µg/L	1			-	-	-	-	-	-	-	-	-	-	-	-	-	-	-	-	-	-
	4-bromophenyl phenyl ether (Filtered)	µg/L	1			-	-	-	-	-	-	-	-	-	-	-	-	-	-	-	-	-	-
	4-nitroaniline	µg/L	1			-	-	-	-	-	-	-	-	-	-	-	-	-	-	-	-	-	-
	4-nitrophenol	µg/L	1			-	-	-	-	-	-	-	-	-	-	-	-	-	-	-	-	-	-
	4-nitrophenol (Filtered)	µg/L	1			-	-	-	-	-	-	-	-	-	-	-	-	-	-	-	-	-	-
	Perylene (Filtered)	µg/L	1			-	-	-	-	-	-	-	-	-	-	-	-	-	-	-	-	-	-
	2,4,5-trichlorophenol	µg/L	1			-	-	-	-	-	-	-	-	-	-	-	-	-	-	-	-	-	-
	2,4,5-trichlorophenol (Filtered)	µg/L	1			-	-	-	-	-	-	-	-	-	-	-	-	-	-	-	-	-	-
	2,4,6-trichlorophenol	µg/L	1			-	-	-	-	-	-	-	-	-	-	-	-	-	-	-	-	-	-
	2,4,6-trichlorophenol (Filtered)	µg/L	1			-	-	-	-	-	-	-	-	-	-	-	-	-	-	-	-	-	-
	2,4-dichlorophenol	µg/L	1		4.2[#2]	-	-	-	-	-	-	-	-	-	-	-	-	-	-	-	-	-	-
	2,4-dichlorophenol (Filtered)	µg/L	1		4.2[#2]	-	-	-	-	-	-	-	-	-	-	-	-	-	-	-	-	-	-
	2,4-dimethylphenol	µg/L	1			-	-	-	-	-	-	-	-	-	-	-	-	-	-	-	-	-	-
	2,4-dimethylphenol (Filtered)	µg/L	1			-	-	-	-	-	-	-	-	-	-	-	-	-	-	-	-	-	-
	2,4-dinitrotoluene	µg/L	1			-	-	-	-	-	-	-	-	-	-	-	-	-	-	-	-	-	-
	2,4-dinitrotoluene (Filtered)	µg/L	1			-	-	-	-	-	-	-	-	-	-	-	-	-	-	-	-	-	-
	2,6-dinitrotoluene	µg/L	1			-	-	-	-	-	-	-	-	-	-	-	-	-	-	-	-	-	-
	2,6-dinitrotoluene (Filtered)	µg/L	1			-	-	-	-	-	-	-	-	-	-	-	-	-	-	-	-	-	-
	2-chloronaphthalene	µg/L	1			-	-	-	-	-	-	-	-	-	-	-	-	-	-	-	-	-	-
	2-chloronaphthalene (Filtered)	µg/L	1			-	-	-	-	-	-	-	-	-	-	-	-	-	-	-	-	-	-
	2-chlorophenol	µg/L	1		50[#3]	-	-	-	-	-	-	-	-	-	-	-	-	-	-	-	-	-	-
	2-chlorophenol (Filtered)	µg/L	1		50[#3]	-	-	-	-	-	-	-	-	-	-	-	-	-	-	-	-	-	-
	2-methylnaphthalene	µg/L	1			-	-	-	-	-	-	-	-	-	-	-	-	-	-	-	-	-	-
	2-methylnaphthalene (Filtered)	µg/L	1			-	-	-	-	-	-	-	-	-	-	-	-	-	-	-	-	-	-
	2-methylphenol	µg/L	1			-	-	-	-	-	-	-	-	-	-	-	-	-	-	-	-	-	-
	2-methylphenol (Filtered)	µg/L	1			-	-	-	-	-	-	-	-	-	-	-	-	-	-	-	-	-	-
	2-nitroaniline	µg/L	1			-	-	-	-	-	-	-	-	-	-	-	-	-	-	-	-	-	-
	2-nitrophenol	µg/L	1			-	-	-	-	-	-	-	-	-	-	-	-	-	-	-	-	-	-
	2-nitrophenol (Filtered)	µg/L	1			-	-	-	-	-	-	-	-	-	-	-	-	-	-	-	-	-	-
	3-nitroaniline	µg/L	1			-	-	-	-	-	-	-	-	-	-	-	-	-	-	-	-	-	-
	4,6-Dinitro-2-methylphenol	µg/L				-	-	-	-	-	-	-	-	-	-	-	-	-	-	-	-	-	-
	4-chloro-3-methylphenol	µg/L	1		40[#3]	-	-	-	-	-	-	-	-	-	-	-	-	-	-	-	-	-	-
	4-chloro-3-methylphenol (Filtered)	µg/L	1		40[#3]	-	-	-	-	-	-	-	-	-	-	-	-	-	-	-	-	-	-
	4-chloroaniline	µg/L	1			-	-	-	-	-	-	-	-	-	-	-	-	-	-	-	-	-	-
	4-chlorophenyl phenyl ether	µg/L	1			-	-	-	-	-	-	-	-	-	-	-	-	-	-	-	-	-	-

					Investigation Phase	LTM	GI	GI	GI	GI	LTM	LTM	LTM	LTM	LTM	LTM	LTM	LTM	LTM	LTM	LTM	GI	GI
					Location_Code	BH09006	BH09010	BH09010	BH09010	BH09010	BH09010	BH09010	BH09010	BH09010	BH09011	BH09011	BH09011	BH09011	BH09011	BH09011	BH09011	BH10003	BH10003
					Sampled_Date	08/09/2020	14/11/2019	25/11/2019	15/01/2020	25/02/2020	07/04/2020	17/04/2020	25/06/2020	08/09/2020	07/04/2020	28/04/2020	20/05/2020	25/06/2020	08/09/2020	04/11/2020	05/01/2021	24/10/2019	06/11/2019
					Sample_Depth	5.44	6.49	6.74	6.35	46.5	36	45	26	6.99	2.5	4	4	5.5	4.3	4.83	4.345	0.22	0.3
Chem_Group	**ChemName**	**output unit**	**EQL**	**UK Drinking Water Standards**	**UK Freshwater EQS**																		
	4-methylphenol	µg/L	1			-	-	-	-	-	-	-	-	-	-	-	-	-	-	-	-	-	-
	Azobenzene	µg/L	1			-	-	-	-	-	-	-	-	-	-	-	-	-	-	-	-	-	-
	Bis(2-chloroethoxy) methane	µg/L	1			-	-	-	-	-	-	-	-	-	-	-	-	-	-	-	-	-	-
	Bis(2-chloroethoxy) methane (Filtered)	µg/L	1			-	-	-	-	-	-	-	-	-	-	-	-	-	-	-	-	-	-
	Bis(2-chloroethyl)ether	µg/L	1			-	-	-	-	-	-	-	-	-	-	-	-	-	-	-	-	-	-
	Bis(2-chloroethyl)ether (Filtered)	µg/L	1			-	-	-	-	-	-	-	-	-	-	-	-	-	-	-	-	-	-
	Bis(2-chloroisopropyl) ether (Filtered)	µg/L	1			-	-	-	-	-	-	-	-	-	-	-	-	-	-	-	-	-	-
	Bis(2-ethylhexyl) phthalate	µg/L	2		1.3[#2]	-	-	-	-	-	-	-	-	-	-	-	-	-	-	-	-	-	-
	Bis(2-ethylhexyl) phthalate (Filtered)	µg/L	10		1.3[#2]	-	-	-	-	-	-	-	-	-	-	-	-	-	-	-	-	-	-
	Butyl benzyl phthalate	µg/L	1		7.5[#2]	-	-	-	-	-	-	-	-	-	-	-	-	-	-	-	-	-	-
	Butyl benzyl phthalate (Filtered)	µg/L	1		7.5[#2]	-	-	-	-	-	-	-	-	-	-	-	-	-	-	-	-	-	-
	Carbazole	µg/L	1			-	-	-	-	-	-	-	-	-	-	-	-	-	-	-	-	-	-
	Carbazole (Filtered)	µg/L	1			-	-	-	-	-	-	-	-	-	-	-	-	-	-	-	-	-	-
	Dibenzofuran	µg/L	1			-	-	-	-	-	-	-	-	-	-	-	-	-	-	-	-	-	-
	Dibenzofuran (Filtered)	µg/L	1			-	-	-	-	-	-	-	-	-	-	-	-	-	-	-	-	-	-
	Diethylphthalate	µg/L	1		200[#3]	-	-	-	-	-	-	-	-	-	-	-	-	-	-	-	-	-	-
	Diethylphthalate (Filtered)	µg/L	1		200[#3]	-	-	-	-	-	-	-	-	-	-	-	-	-	-	-	-	-	-
	Dimethyl phthalate	µg/L	1		800[#3]	-	-	-	-	-	-	-	-	-	-	-	-	-	-	-	-	-	-
	Dimethyl phthalate (Filtered)	µg/L	1		800[#3]	-	-	-	-	-	-	-	-	-	-	-	-	-	-	-	-	-	-
	Di-n-butyl phthalate	µg/L	1		8[#3]	-	-	-	-	-	-	-	-	-	-	-	-	-	-	-	-	-	-
	Di-n-butyl phthalate (Filtered)	µg/L	1		8[#3]	-	-	-	-	-	-	-	-	-	-	-	-	-	-	-	-	-	-
	Di-n-octyl phthalate	µg/L	5		20[#3]	-	-	-	-	-	-	-	-	-	-	-	-	-	-	-	-	-	-
	Di-n-octyl phthalate (Filtered)	µg/L	10		20[#3]	-	-	-	-	-	-	-	-	-	-	-	-	-	-	-	-	-	-
	Hexachlorobenzene	µg/L	0.01		0.05(MAC)[#10]	-	-	-	-	-	-	-	-	-	-	-	-	-	-	-	-	-	-
	Hexachlorobenzene (Filtered)	µg/L	0.01		0.05(MAC)[#10]	-	-	-	-	-	-	-	-	-	-	-	-	-	-	-	-	-	-
	Hexachlorocyclopentadiene	µg/L	1			-	-	-	-	-	-	-	-	-	-	-	-	-	-	-	-	-	-
	Hexachlorocyclopentadiene (Filtered)	µg/L	1			-	-	-	-	-	-	-	-	-	-	-	-	-	-	-	-	-	-
	Hexachloroethane	µg/L	1			-	-	-	-	-	-	-	-	-	-	-	-	-	-	-	-	-	-
	Hexachloroethane (Filtered)	µg/L	1			-	-	-	-	-	-	-	-	-	-	-	-	-	-	-	-	-	-
	Isophorone	µg/L	1			-	-	-	-	-	-	-	-	-	-	-	-	-	-	-	-	-	-
	Isophorone (Filtered)	µg/L	1			-	-	-	-	-	-	-	-	-	-	-	-	-	-	-	-	-	-
	Nitrobenzene	µg/L	1			-	-	-	-	-	-	-	-	-	-	-	-	-	-	-	-	-	-
	Nitrobenzene (Filtered)	µg/L	1			-	-	-	-	-	-	-	-	-	-	-	-	-	-	-	-	-	-
	N-nitrosodi-n-propylamine	µg/L	1			-	-	-	-	-	-	-	-	-	-	-	-	-	-	-	-	-	-
	N-nitrosodi-n-propylamine (Filtered)	µg/L	1			-	-	-	-	-	-	-	-	-	-	-	-	-	-	-	-	-	-
	Pentachlorobenzene	µg/L	0.01		0.007[#2]	-	-	-	-	-	-	-	-	-	-	-	-	-	-	-	-	-	-
	Pentachlorobenzene (Filtered)	µg/L	0.01		0.007[#2]	-	-	-	-	-	-	-	-	-	-	-	-	-	-	-	-	-	-
	Pentachloronitrobenzene	µg/L	0.01			-	-	-	-	-	-	-	-	-	-	-	-	-	-	-	-	-	-
	Pentachloronitrobenzene (Filtered)	µg/L	0.01			-	-	-	-	-	-	-	-	-	-	-	-	-	-	-	-	-	-
	Pentachlorophenol	µg/L	1		0.4[#2]	-	-	-	-	-	-	-	-	-	-	-	-	-	-	-	-	-	-
	Pentachlorophenol (Filtered)	µg/L	0.02		0.4[#2]	-	-	-	-	-	-	-	-	-	-	-	-	-	-	-	-	-	-
PCB	Heptachlorobiphenyl, 2,3,3,4,4,5,5- (PCB 189)	µg/L	0.015			-	-	-	-	-	-	-	-	-	-	-	-	-	-	-	-	-	-
	Heptachlorobiphenyl, 2,3,3,4,4,5,5- (PCB 189) (Filtered)	µg/L	0.001			-	-	-	-	-	-	-	-	-	-	-	-	-	-	-	-	-	-
	Hexachlorobiphenyl, 2,3,3,4,4,5- (PCB 156)	µg/L	0.015			-	-	-	-	-	-	-	-	-	-	-	-	-	-	-	-	-	-
	Hexachlorobiphenyl, 2,3,3,4,4,5- (PCB 156) (Filtered)	µg/L	0.001			-	-	-	-	-	-	-	-	-	-	-	-	-	-	-	-	-	-
	Hexachlorobiphenyl, 2,3,3,4,4,5- (PCB 157)	µg/L	0.015			-	-	-	-	-	-	-	-	-	-	-	-	-	-	-	-	-	-
	Hexachlorobiphenyl, 2,3,3,4,4,5- (PCB 157) (Filtered)	µg/L	0.001			-	-	-	-	-	-	-	-	-	-	-	-	-	-	-	-	-	-
	Hexachlorobiphenyl, 2,3,4,4,5,5- (PCB 167)	µg/L	0.015			-	-	-	-	-	-	-	-	-	-	-	-	-	-	-	-	-	-
	Hexachlorobiphenyl, 2,3,4,4,5,5- (PCB 167) (Filtered)	µg/L	0.001			-	-	-	-	-	-	-	-	-	-	-	-	-	-	-	-	-	-
	Hexachlorobiphenyl, 3,3,4,4,5,5- (PCB 169)	µg/L	0.015			-	-	-	-	-	-	-	-	-	-	-	-	-	-	-	-	-	-
	Hexachlorobiphenyl, 3,3,4,4,5,5- (PCB 169) (Filtered)	µg/L	0.001			-	-	-	-	-	-	-	-	-	-	-	-	-	-	-	-	-	-
	PCB 101	µg/L	0.015			-	-	-	-	-	-	-	-	-	-	-	-	-	-	-	-	-	-
	PCB 101 (Filtered)	µg/L	0.001			-	-	-	-	-	-	-	-	-	-	-	-	-	-	-	-	-	-
	PCB 118	µg/L	0.015			-	-	-	-	-	-	-	-	-	-	-	-	-	-	-	-	-	-
	PCB 118 (Filtered)	µg/L	0.002			-	-	-	-	-	-	-	-	-	-	-	-	-	-	-	-	-	-
	PCB 138	µg/L	0.015			-	-	-	-	-	-	-	-	-	-	-	-	-	-	-	-	-	-
	PCB 138 (Filtered)	µg/L	0.001			-	-	-	-	-	-	-	-	-	-	-	-	-	-	-	-	-	-
	PCB 153	µg/L	0.015			-	-	-	-	-	-	-	-	-	-	-	-	-	-	-	-	-	-
	PCB 153 (Filtered)	µg/L	0.001			-	-	-	-	-	-	-	-	-	-	-	-	-	-	-	-	-	-
	PCB 180	µg/L	0.015			-	-	-	-	-	-	-	-	-	-	-	-	-	-	-	-	-	-
	PCB 180 (Filtered)	µg/L	0.001			-	-	-	-	-	-	-	-	-	-	-	-	-	-	-	-	-	-
	PCB 28	µg/L	0.015			-	-	-	-	-	-	-	-	-	-	-	-	-	-	-	-	-	-
	PCB 28 (Filtered)	µg/L	0.001			-	-	-	-	-	-	-	-	-	-	-	-	-	-	-	-	-	-
	PCB 52	µg/L	0.015			-	-	-	-	-	-	-	-	-	-	-	-	-	-	-	-	-	-
	PCB 52 (Filtered)	µg/L	0.001			-	-	-	-	-	-	-	-	-	-	-	-	-	-	-	-	-	-
	Pentachlorobiphenyl, 2,3,3,4,4- (PCB 105)	µg/L	0.015			-	-	-	-	-	-	-	-	-	-	-	-	-	-	-	-	-	-
	Pentachlorobiphenyl, 2,3,3,4,4- (PCB 105) (Filtered)	µg/L	0.001			-	-	-	-	-	-	-	-	-	-	-	-	-	-	-	-	-	-
	Pentachlorobiphenyl, 2,3,4,4,5- (PCB 114)	µg/L	0.015			-	-	-	-	-	-	-	-	-	-	-	-	-	-	-	-	-	-
	Pentachlorobiphenyl, 2,3,4,4,5- (PCB 114) (Filtered)	µg/L	0.001			-	-	-	-	-	-	-	-	-	-	-	-	-	-	-	-	-	-
	Pentachlorobiphenyl, 2,3,4,4,5- (PCB 123)	µg/L	0.015			-	-	-	-	-	-	-	-	-	-	-	-	-	-	-	-	-	-
	Pentachlorobiphenyl, 2,3,4,4,5- (PCB 123) (Filtered)	µg/L	0.001			-	-	-	-	-	-	-	-	-	-	-	-	-	-	-	-	-	-
	Pentachlorobiphenyl, 3,3,4,4,5- (PCB 126)	µg/L	0.015			-	-	-	-	-	-	-	-	-	-	-	-	-	-	-	-	-	-
	Pentachlorobiphenyl, 3,3,4,4,5- (PCB 126) (Filtered)	µg/L	0.001			-	-	-	-	-	-	-	-	-	-	-	-	-	-	-	-	-	-
	Tetrachlorobiphenyl, 3,3,4,4- (PCB 77)	µg/L	0.015			-	-	-	-	-	-	-	-	-	-	-	-	-	-	-	-	-	-
	Tetrachlorobiphenyl, 3,3,4,4- (PCB 77) (Filtered)	µg/L	0.001			-	-	-	-	-	-	-	-	-	-	-	-	-	-	-	-	-	-
	Tetrachlorobiphenyl, 3,4,4,5- (PCB 81)	µg/L	0.015			-	-	-	-	-	-	-	-	-	-	-	-	-	-	-	-	-	-
	Tetrachlorobiphenyl, 3,4,4,5- (PCB 81) (Filtered)	µg/L	0.001			-	-	-	-	-	-	-	-	-	-	-	-	-	-	-	-	-	-
	Total PCB 7 Congeners	µg/L	0.105			-	-	-	-	-	-	-	-	-	-	-	-	-	-	-	-	-	-
	Total PCB 7 Congeners and WHO 12 (Filtered)	µg/l	0.001			-	-	-	-	-	-	-	-	-	-	-	-	-	-	-	-	-	-
Phenolics	Xylenols (Filtered)	µg/L	0.5			0.52	-	-	-	<0.5	<0.5	<0.5	0.82	0.95	<0.5	<0.5	<0.5	1.92	1.35	-	<0.5	-	-
	3-&4-methylphenol (Filtered)	µg/L	1			-	-	-	-	-	-	-	-	-	-	-	-	-	-	-	-	-	-

					Investigation Phase	LTM	GI	GI	GI	GI	LTM	LTM	LTM	LTM	LTM	LTM	LTM	LTM	LTM	LTM	LTM	GI	GI
					Location_Code	BH09006	BH09010	BH09010	BH09010	BH09010	BH09010	BH09010	BH09010	BH09010	BH09011	BH09011	BH09011	BH09011	BH09011	BH09011	BH09011	BH10003	BH10003
					Sampled_Date	08/09/2020	14/11/2019	25/11/2019	15/01/2020	25/02/2020	07/04/2020	17/04/2020	25/06/2020	08/09/2020	07/04/2020	28/04/2020	20/05/2020	25/06/2020	08/09/2020	04/11/2020	05/01/2021	24/10/2019	06/11/2019
					Sample_Depth	5.44	6.49	6.74	6.35	46.5	36	45	26	6.99	2.5	4	4	5.5	4.3	4.83	4.345	0.22	0.3
Chem_Group	**ChemName**	**output unit**	**EQL**	**UK Drinking Water Standards**	**UK Freshwater EQS**																		
	Cresol Total (Filtered)	µg/L	0.5			<0.5	-	-	-	<0.5	<0.5	<0.5	<0.5	<0.5	<0.5	<0.5	<0.5	<0.5	<0.5	-	<0.5	-	-
	Phenol	µg/L	1	5800[#30]	7.7[#2]	-	-	-	-	-	-	-	-	-	-	-	-	-	-	-	-	-	-
	Phenol (Filtered)	µg/L	0.5	5800[#30]	7.7[#2]	<0.5	-	-	-	<0.5	<0.5	<0.5	<0.5	<0.5	<0.5	<0.5	<0.5	<0.5	<0.5	-	<0.5	-	-
	Total Phenols	µg/L	10			-	-	-	-	-	-	-	-	-	-	-	-	-	-	-	-	-	-
	Total Phenols (Filtered)	µg/L	10			-	<10	-	<10	-	-	-	-	-	-	-	-	-	-	-	-	<10	-
	Phenols Monohydric (Filtered)	µg/L	0.5			0.52	-	-	-	<0.5	<0.5	<0.5	0.82	0.95	<0.5	<0.5	<0.5	1.92	1.35	-	<0.5	-	-
Organotins	Dibutyltin (Filtered)	µg/L	0.05			-	-	-	-	-	-	-	-	-	-	-	-	-	-	-	-	-	-
	Monobutyltin (Filtered)	µg/L	0.05			-	-	-	-	-	-	-	-	-	-	-	-	-	-	-	-	-	-
	Tetrabutyltin (Filtered)	µg/L	0.001			-	-	-	-	-	-	-	-	-	-	-	-	-	-	-	-	-	-
	Tributyltin	µg/L	0.001		0.0002[#2]	-	-	-	-	-	-	-	-	-	-	-	-	-	-	-	-	-	-
	Tributyltin (Filtered)	µg/L	0.05		0.0002[#2]	-	-	-	-	-	-	-	-	-	-	-	-	-	-	-	-	-	-
	Triphenyltin (Filtered)	µg/L	0.05		0.02(MAC)[#38]	-	-	-	-	-	-	-	-	-	-	-	-	-	-	-	-	-	-
Pesticides	1-(3.4-Dichlorophenyl) urea (DCPU)	µg/l				-	-	-	-	-	-	-	-	-	-	-	-	-	-	-	-	-	-
	2-(4-Chlorophenoxy)propionic acid, 4-CPP	µg/l				-	-	-	-	-	-	-	-	-	-	-	-	-	-	-	-	-	-
	2-amino-N-(isopropyl)benzamide	µg/l				-	-	-	-	-	-	-	-	-	-	-	-	-	-	-	-	-	-
	2-Chloro-2.6-diethylacetanilide	µg/l				-	-	-	-	-	-	-	-	-	-	-	-	-	-	-	-	-	-
	Acibenzolar-S-methyl	µg/l				-	-	-	-	-	-	-	-	-	-	-	-	-	-	-	-	-	-
	Aminopyralid	µg/l				-	-	-	-	-	-	-	-	-	-	-	-	-	-	-	-	-	-
	Azoxystrobin	µg/L				-	-	-	-	-	-	-	-	-	-	-	-	-	-	-	-	-	-
	BAM	µg/l				-	-	-	-	-	-	-	-	-	-	-	-	-	-	-	-	-	-
	Benalaxyl	µg/l				-	-	-	-	-	-	-	-	-	-	-	-	-	-	-	-	-	-
	Bentazone methyl	µg/l				-	-	-	-	-	-	-	-	-	-	-	-	-	-	-	-	-	-
	Bifenox	µg/L				-	-	-	-	-	-	-	-	-	-	-	-	-	-	-	-	-	-
	Bitertanol	µg/l				-	-	-	-	-	-	-	-	-	-	-	-	-	-	-	-	-	-
	Boscalid	µg/l				-	-	-	-	-	-	-	-	-	-	-	-	-	-	-	-	-	-
	Cadusafos	µg/l				-	-	-	-	-	-	-	-	-	-	-	-	-	-	-	-	-	-
	Carfentrazone-ethyl	µg/L				-	-	-	-	-	-	-	-	-	-	-	-	-	-	-	-	-	-
	Chloridazon-desphenyl	µg/l				-	-	-	-	-	-	-	-	-	-	-	-	-	-	-	-	-	-
	Chloridazon-methyl desphenyl	µg/l				-	-	-	-	-	-	-	-	-	-	-	-	-	-	-	-	-	-
	Chlorotoluron-desmethyl	µg/l				-	-	-	-	-	-	-	-	-	-	-	-	-	-	-	-	-	-
	Chlorpropham	µg/L			10[#3]	-	-	-	-	-	-	-	-	-	-	-	-	-	-	-	-	-	-
	Clodinafop	µg/l				-	-	-	-	-	-	-	-	-	-	-	-	-	-	-	-	-	-
	Clomeprop	µg/l				-	-	-	-	-	-	-	-	-	-	-	-	-	-	-	-	-	-
	Crimidine	µg/l				-	-	-	-	-	-	-	-	-	-	-	-	-	-	-	-	-	-
	Cybutryne (Irgarol)	µg/l				-	-	-	-	-	-	-	-	-	-	-	-	-	-	-	-	-	-
	Cyprazine	µg/l				-	-	-	-	-	-	-	-	-	-	-	-	-	-	-	-	-	-
	Cyprodinil	µg/L				-	-	-	-	-	-	-	-	-	-	-	-	-	-	-	-	-	-
	Dichlofenthion	µg/l				-	-	-	-	-	-	-	-	-	-	-	-	-	-	-	-	-	-
	Dichlormid	µg/l				-	-	-	-	-	-	-	-	-	-	-	-	-	-	-	-	-	-
	Diethofencarb	µg/l				-	-	-	-	-	-	-	-	-	-	-	-	-	-	-	-	-	-
	Difenacoum	µg/l				-	-	-	-	-	-	-	-	-	-	-	-	-	-	-	-	-	-
	Dimefuron	µg/l				-	-	-	-	-	-	-	-	-	-	-	-	-	-	-	-	-	-
	Dimefuron (Filtered)	µg/l	0.05			-	-	-	-	-	-	-	-	-	-	-	-	-	-	-	-	-	-
	Dimethachlo	µg/l				-	-	-	-	-	-	-	-	-	-	-	-	-	-	-	-	-	-
	Dimethenamid	µg/l				-	-	-	-	-	-	-	-	-	-	-	-	-	-	-	-	-	-
	Dimethomorph	µg/l				-	-	-	-	-	-	-	-	-	-	-	-	-	-	-	-	-	-
	Dinoterb	µg/l				-	-	-	-	-	-	-	-	-	-	-	-	-	-	-	-	-	-
	Diuron desmethyl (DCPMU)	µg/l				-	-	-	-	-	-	-	-	-	-	-	-	-	-	-	-	-	-
	Epoxiconazole	µg/l				-	-	-	-	-	-	-	-	-	-	-	-	-	-	-	-	-	-
	Etrimphos	µg/L	0.01			-	-	-	-	-	-	-	-	-	-	-	-	-	-	-	-	-	-
	Etrimphos (Filtered)	µg/L	0.01			-	-	-	-	-	-	-	-	-	-	-	-	-	-	-	-	-	-
	Fenoxaprop	µg/l				-	-	-	-	-	-	-	-	-	-	-	-	-	-	-	-	-	-
	Fenpropidin	µg/l				-	-	-	-	-	-	-	-	-	-	-	-	-	-	-	-	-	-
	Fenuron	µg/l				-	-	-	-	-	-	-	-	-	-	-	-	-	-	-	-	-	-
	Fipronil	µg/L				-	-	-	-	-	-	-	-	-	-	-	-	-	-	-	-	-	-
	Florasulam	µg/l				-	-	-	-	-	-	-	-	-	-	-	-	-	-	-	-	-	-
	Fluazifop	µg/l				-	-	-	-	-	-	-	-	-	-	-	-	-	-	-	-	-	-
	Fluazifop-P-butyl	µg/L				-	-	-	-	-	-	-	-	-	-	-	-	-	-	-	-	-	-
	Foramsulfuron	µg/l				-	-	-	-	-	-	-	-	-	-	-	-	-	-	-	-	-	-
	Furathiocarb	µg/l				-	-	-	-	-	-	-	-	-	-	-	-	-	-	-	-	-	-
	Haloxyfop	µg/l				-	-	-	-	-	-	-	-	-	-	-	-	-	-	-	-	-	-
	Haloxyfop-p-methyl	µg/l				-	-	-	-	-	-	-	-	-	-	-	-	-	-	-	-	-	-
	Heptachlor epoxide	µg/L	0.01	0.03[#1]		-	-	-	-	-	-	-	-	-	-	-	-	-	-	-	-	-	-
	Heptachlor epoxide (Filtered)	µg/L	0.01	0.03[#1]		-	-	-	-	-	-	-	-	-	-	-	-	-	-	-	-	-	-
	Imazamox	µg/l				-	-	-	-	-	-	-	-	-	-	-	-	-	-	-	-	-	-
	Indoxacarb	µg/L				-	-	-	-	-	-	-	-	-	-	-	-	-	-	-	-	-	-
	Isoproturon-desmethyl	µg/l				-	-	-	-	-	-	-	-	-	-	-	-	-	-	-	-	-	-
	Isoproturon-monodesmethyl	µg/l				-	-	-	-	-	-	-	-	-	-	-	-	-	-	-	-	-	-
	Isopyrazam	µg/l				-	-	-	-	-	-	-	-	-	-	-	-	-	-	-	-	-	-
	Kresoxim-methyl	µg/l				-	-	-	-	-	-	-	-	-	-	-	-	-	-	-	-	-	-
	Malaoxon	µg/l				-	-	-	-	-	-	-	-	-	-	-	-	-	-	-	-	-	-
	Mandipropamid	µg/l				-	-	-	-	-	-	-	-	-	-	-	-	-	-	-	-	-	-
	Mecarbam	µg/l				-	-	-	-	-	-	-	-	-	-	-	-	-	-	-	-	-	-
	Mesotrione	µg/l				-	-	-	-	-	-	-	-	-	-	-	-	-	-	-	-	-	-
	Metconazole	µg/l				-	-	-	-	-	-	-	-	-	-	-	-	-	-	-	-	-	-
	Metribuzin-desamino	µg/l				-	-	-	-	-	-	-	-	-	-	-	-	-	-	-	-	-	-
	Naptalam	µg/l				-	-	-	-	-	-	-	-	-	-	-	-	-	-	-	-	-	-
	Nicosulfuron	µg/l				-	-	-	-	-	-	-	-	-	-	-	-	-	-	-	-	-	-
	Nuarimol	µg/l				-	-	-	-	-	-	-	-	-	-	-	-	-	-	-	-	-	-
	Oxadixyl	µg/l				-	-	-	-	-	-	-	-	-	-	-	-	-	-	-	-	-	-
	Paraoxon-ethyl	µg/l				-	-	-	-	-	-	-	-	-	-	-	-	-	-	-	-	-	-

					Investigation Phase	LTM	GI	GI	GI	GI	LTM	LTM	LTM	LTM	LTM	LTM	LTM	LTM	LTM	LTM	LTM	GI	GI
					Location_Code	BH09006	BH09010	BH09010	BH09010	BH09010	BH09010	BH09010	BH09010	BH09010	BH09011	BH09011	BH09011	BH09011	BH09011	BH09011	BH09011	BH10003	BH10003
					Sampled_Date	08/09/2020	14/11/2019	25/11/2019	15/01/2020	25/02/2020	07/04/2020	17/04/2020	25/06/2020	08/09/2020	07/04/2020	28/04/2020	20/05/2020	25/06/2020	08/09/2020	04/11/2020	05/01/2021	24/10/2019	06/11/2019
					Sample_Depth	5.44	6.49	6.74	6.35	46.5	36	45	26	6.99	2.5	4	4	5.5	4.3	4.83	4.345	0.22	0.3
Chem_Group	**ChemName**	**output unit**	**EQL**	**UK Drinking Water Standards**	**UK Freshwater EQS**																		
	Parathion-ethyl	µg/l				-	-	-	-	-	-	-	-	-	-	-	-	-	-	-	-	-	-
	Penconazole	µg/l				-	-	-	-	-	-	-	-	-	-	-	-	-	-	-	-	-	-
	Pencycuron	µg/l				-	-	-	-	-	-	-	-	-	-	-	-	-	-	-	-	-	-
	Pencycuron (Filtered)	µg/l	0.05			-	-	-	-	-	-	-	-	-	-	-	-	-	-	-	-	-	-
	Phosphamidon I (Z) (Filtered)	µg/l	0.01			-	-	-	-	-	-	-	-	-	-	-	-	-	-	-	-	-	-
	Phosphamidon II (E)	µg/l	0.01			-	-	-	-	-	-	-	-	-	-	-	-	-	-	-	-	-	-
	Phosphamidon II (E) (Filtered)	µg/l	0.01			-	-	-	-	-	-	-	-	-	-	-	-	-	-	-	-	-	-
	Pretilachlor	µg/l				-	-	-	-	-	-	-	-	-	-	-	-	-	-	-	-	-	-
	Primisulfuron-methyl	µg/l				-	-	-	-	-	-	-	-	-	-	-	-	-	-	-	-	-	-
	Prodiamine	µg/l				-	-	-	-	-	-	-	-	-	-	-	-	-	-	-	-	-	-
	Propaquizafop	µg/l				-	-	-	-	-	-	-	-	-	-	-	-	-	-	-	-	-	-
	Propetamphos	µg/L	0.01		0.03[#3]	-	-	-	-	-	-	-	-	-	-	-	-	-	-	-	-	-	-
	Propetamphos (Filtered)	µg/L	0.01		0.03[#3]	-	-	-	-	-	-	-	-	-	-	-	-	-	-	-	-	-	-
	Prosulfocarb	µg/l				-	-	-	-	-	-	-	-	-	-	-	-	-	-	-	-	-	-
	Prothioconazole	µg/l				-	-	-	-	-	-	-	-	-	-	-	-	-	-	-	-	-	-
	Pyribenzoxim	µg/l				-	-	-	-	-	-	-	-	-	-	-	-	-	-	-	-	-	-
	Quinmerac	µg/l				-	-	-	-	-	-	-	-	-	-	-	-	-	-	-	-	-	-
	Quizalofop	µg/l				-	-	-	-	-	-	-	-	-	-	-	-	-	-	-	-	-	-
	Rimsulfuron	µg/l				-	-	-	-	-	-	-	-	-	-	-	-	-	-	-	-	-	-
	Sebuthylazine	µg/l				-	-	-	-	-	-	-	-	-	-	-	-	-	-	-	-	-	-
	Siduron (Filtered)	µg/l	10			-	-	-	-	-	-	-	-	-	-	-	-	-	-	-	-	-	-
	Simazine-2-hydroxy	µg/l				-	-	-	-	-	-	-	-	-	-	-	-	-	-	-	-	-	-
	Sodium Acifluorfen	µg/L				-	-	-	-	-	-	-	-	-	-	-	-	-	-	-	-	-	-
	Sulfosulfuron	µg/l				-	-	-	-	-	-	-	-	-	-	-	-	-	-	-	-	-	-
	Tecnazene	µg/L	0.01		1[#3]	-	-	-	-	-	-	-	-	-	-	-	-	-	-	-	-	-	-
	Tecnazene (Filtered)	µg/L	0.01		1[#3]	-	-	-	-	-	-	-	-	-	-	-	-	-	-	-	-	-	-
	Teflubenzuron	µg/l				-	-	-	-	-	-	-	-	-	-	-	-	-	-	-	-	-	-
	Terbuthylazine-desethyl	µg/l				-	-	-	-	-	-	-	-	-	-	-	-	-	-	-	-	-	-
	Terbuthylazine-desethyl-2-hydroxy	µg/l				-	-	-	-	-	-	-	-	-	-	-	-	-	-	-	-	-	-
	Terbuthylazine-hydroxy	µg/l				-	-	-	-	-	-	-	-	-	-	-	-	-	-	-	-	-	-
	Thiabendazole	µg/L			5[#3]	-	-	-	-	-	-	-	-	-	-	-	-	-	-	-	-	-	-
	Thiamethoxam	µg/L				-	-	-	-	-	-	-	-	-	-	-	-	-	-	-	-	-	-
	Thidiazuron (Filtered)	µg/l	10			-	-	-	-	-	-	-	-	-	-	-	-	-	-	-	-	-	-
	Tribenuron-methyl	µg/L				-	-	-	-	-	-	-	-	-	-	-	-	-	-	-	-	-	-
	Trietazine	µg/L	0.01			-	-	-	-	-	-	-	-	-	-	-	-	-	-	-	-	-	-
	Trietazine (Filtered)	µg/L	0.01			-	-	-	-	-	-	-	-	-	-	-	-	-	-	-	-	-	-
	Trifloxysulfuron-sodium	µg/l				-	-	-	-	-	-	-	-	-	-	-	-	-	-	-	-	-	-
	Triflusulfuron-methyl	µg/l				-	-	-	-	-	-	-	-	-	-	-	-	-	-	-	-	-	-
	Triforine	µg/l				-	-	-	-	-	-	-	-	-	-	-	-	-	-	-	-	-	-
	Triticonazole	µg/l				-	-	-	-	-	-	-	-	-	-	-	-	-	-	-	-	-	-
	Desmetryn	mg/L				-	-	-	-	-	-	-	-	-	-	-	-	-	-	-	-	-	-
	Simetryn	mg/L				-	-	-	-	-	-	-	-	-	-	-	-	-	-	-	-	-	-
	Simetryn (Filtered)	mg/L	0.00002			-	-	-	-	-	-	-	-	-	-	-	-	-	-	-	-	-	-
	Clothianidin	µg/L				-	-	-	-	-	-	-	-	-	-	-	-	-	-	-	-	-	-
	Cymoxanil	µg/L				-	-	-	-	-	-	-	-	-	-	-	-	-	-	-	-	-	-
	Flamprop (Filtered)	µg/L	0.02			-	-	-	-	-	-	-	-	-	-	-	-	-	-	-	-	-	-
	Fluazifop-butyl	µg/L				-	-	-	-	-	-	-	-	-	-	-	-	-	-	-	-	-	-
	Imazamethabenz-methyl	µg/L				-	-	-	-	-	-	-	-	-	-	-	-	-	-	-	-	-	-
	Mesosulfuron-methyl	µg/L				-	-	-	-	-	-	-	-	-	-	-	-	-	-	-	-	-	-
	Metamitron	µg/L				-	-	-	-	-	-	-	-	-	-	-	-	-	-	-	-	-	-
	Metobromuron	µg/L				-	-	-	-	-	-	-	-	-	-	-	-	-	-	-	-	-	-
	Monuron	µg/L				-	-	-	-	-	-	-	-	-	-	-	-	-	-	-	-	-	-
	Monuron (Filtered)	µg/L	0.05			-	-	-	-	-	-	-	-	-	-	-	-	-	-	-	-	-	-
	Secbumeton	µg/L				-	-	-	-	-	-	-	-	-	-	-	-	-	-	-	-	-	-
	Spiroxamine	µg/L				-	-	-	-	-	-	-	-	-	-	-	-	-	-	-	-	-	-
	Clomazon	µg/L				-	-	-	-	-	-	-	-	-	-	-	-	-	-	-	-	-	-
	Flamprop-isopropyl (Filtered)	µg/L	0.02			-	-	-	-	-	-	-	-	-	-	-	-	-	-	-	-	-	-
	Metazachlor	µg/L	0.01			-	-	-	-	-	-	-	-	-	-	-	-	-	-	-	-	-	-
	Metazachlor (Filtered)	µg/L	0.01			-	-	-	-	-	-	-	-	-	-	-	-	-	-	-	-	-	-
	Methabenzthiazuran	µg/L				-	-	-	-	-	-	-	-	-	-	-	-	-	-	-	-	-	-
	Methabenzthiazuran (Filtered)	µg/L	0.05			-	-	-	-	-	-	-	-	-	-	-	-	-	-	-	-	-	-
	Iprovalicarb	µg/L				-	-	-	-	-	-	-	-	-	-	-	-	-	-	-	-	-	-
	Chloroxuron	µg/L				-	-	-	-	-	-	-	-	-	-	-	-	-	-	-	-	-	-
	Chloroxuron (Filtered)	µg/L	0.05			-	-	-	-	-	-	-	-	-	-	-	-	-	-	-	-	-	-
	Neburon	µg/L				-	-	-	-	-	-	-	-	-	-	-	-	-	-	-	-	-	-
	Metribuzin	µg/L				-	-	-	-	-	-	-	-	-	-	-	-	-	-	-	-	-	-
	2,3,6-Trichlorobenzoic Acid (Tba)	µg/L				-	-	-	-	-	-	-	-	-	-	-	-	-	-	-	-	-	-
	2,3,6-Trichlorobenzoic Acid (Tba) (Filtered)	µg/L	0.02			-	-	-	-	-	-	-	-	-	-	-	-	-	-	-	-	-	-
	2,4,5-Trichlorophenoxy Acetic Acid	µg/L				-	-	-	-	-	-	-	-	-	-	-	-	-	-	-	-	-	-
	2,4,5-Trichlorophenoxy Acetic Acid (Filtered)	µg/L	0.02			-	-	-	-	-	-	-	-	-	-	-	-	-	-	-	-	-	-
	2,4,5-TP (Silvex)	µg/L				-	-	-	-	-	-	-	-	-	-	-	-	-	-	-	-	-	-
	2,4,5-TP (Silvex) (Filtered)	µg/L	0.02			-	-	-	-	-	-	-	-	-	-	-	-	-	-	-	-	-	-
	Pyrimethanil	µg/L				-	-	-	-	-	-	-	-	-	-	-	-	-	-	-	-	-	-
	Hedonal	µg/L			0.3[#2]	-	-	-	-	-	-	-	-	-	-	-	-	-	-	-	-	-	-
	Hedonal (Filtered)	µg/L	0.02		0.3[#2]	-	-	-	-	-	-	-	-	-	-	-	-	-	-	-	-	-	-
	2,4-DDT	µg/L	0.01		0.00625[#39]	-	-	-	-	-	-	-	-	-	-	-	-	-	-	-	-	-	-
	2,4-DDT (Filtered)	µg/L	0.01		0.00625[#39]	-	-	-	-	-	-	-	-	-	-	-	-	-	-	-	-	-	-
	Propachlor	µg/L	0.01			-	-	-	-	-	-	-	-	-	-	-	-	-	-	-	-	-	-
	Propachlor (Filtered)	µg/L	0.02			-	-	-	-	-	-	-	-	-	-	-	-	-	-	-	-	-	-
	Propamocarb	µg/L				-	-	-	-	-	-	-	-	-	-	-	-	-	-	-	-	-	-
	2,4-Dichlorprop	µg/L				-	-	-	-	-	-	-	-	-	-	-	-	-	-	-	-	-	-

					Investigation Phase	LTM	GI	GI	GI	GI	LTM	LTM	LTM	LTM	LTM	LTM	LTM	LTM	LTM	LTM	LTM	GI	GI
					Location_Code	BH09006	BH09010	BH09010	BH09010	BH09010	BH09010	BH09010	BH09010	BH09010	BH09011	BH09011	BH09011	BH09011	BH09011	BH09011	BH09011	BH10003	BH10003
					Sampled_Date	08/09/2020	14/11/2019	25/11/2019	15/01/2020	25/02/2020	07/04/2020	17/04/2020	25/06/2020	08/09/2020	07/04/2020	28/04/2020	20/05/2020	25/06/2020	08/09/2020	04/11/2020	05/01/2021	24/10/2019	06/11/2019
					Sample_Depth	5.44	6.49	6.74	6.35	46.5	36	45	26	6.99	2.5	4	4	5.5	4.3	4.83	4.345	0.22	0.3
Chem_Group	**ChemName**	**output unit**	**EQL**	**UK Drinking Water Standards**	**UK Freshwater EQS**																		
	2,4-Dichlorprop (Filtered)	µg/L	0.02			-	-	-	-	-	-	-	-	-	-	-	-	-	-	-	-	-	-
	3-Hydroxy Carbofuran	µg/L				-	-	-	-	-	-	-	-	-	-	-	-	-	-	-	-	-	-
	4-(2,4-Dichlorophenoxy)butyric Acid (2,4-DB)	µg/L				-	-	-	-	-	-	-	-	-	-	-	-	-	-	-	-	-	-
	4-(2,4-Dichlorophenoxy)butyric Acid (2,4-DB) (Filtered)	µg/L	0.02			-	-	-	-	-	-	-	-	-	-	-	-	-	-	-	-	-	-
	4,4-DDE	µg/L	0.01		0.00625[#39]	-	-	-	-	-	-	-	-	-	-	-	-	-	-	-	-	-	-
	4,4-DDE (Filtered)	µg/L	0.01		0.00625[#39]	-	-	-	-	-	-	-	-	-	-	-	-	-	-	-	-	-	-
	Cypermethrins(total) (Filtered)	µg/L	0.01		0.0001[#3]	-	-	-	-	-	-	-	-	-	-	-	-	-	-	-	-	-	-
	Cyproconazole	µg/L				-	-	-	-	-	-	-	-	-	-	-	-	-	-	-	-	-	-
	Cyromazine	µg/L				-	-	-	-	-	-	-	-	-	-	-	-	-	-	-	-	-	-
	d-BHC	µg/L	0.01			-	-	-	-	-	-	-	-	-	-	-	-	-	-	-	-	-	-
	d-BHC (Filtered)	µg/L	0.01			-	-	-	-	-	-	-	-	-	-	-	-	-	-	-	-	-	-
	DDD	µg/L	0.01		0.00625[#39]	-	-	-	-	-	-	-	-	-	-	-	-	-	-	-	-	-	-
	DDD (Filtered)	µg/L	0.01		0.00625[#39]	-	-	-	-	-	-	-	-	-	-	-	-	-	-	-	-	-	-
	DDT	µg/L	0.01		0.01[#41]	-	-	-	-	-	-	-	-	-	-	-	-	-	-	-	-	-	-
	DDT (Filtered)	µg/L	0.01		0.01[#41]	-	-	-	-	-	-	-	-	-	-	-	-	-	-	-	-	-	-
	Deisopropylatrazine	µg/L				-	-	-	-	-	-	-	-	-	-	-	-	-	-	-	-	-	-
	Chlorothalonil	µg/L	0.01		0.035[#2]	-	-	-	-	-	-	-	-	-	-	-	-	-	-	-	-	-	-
	Chlorothalonil (Filtered)	µg/L	0.01		0.035[#2]	-	-	-	-	-	-	-	-	-	-	-	-	-	-	-	-	-	-
	Deethylatrazine	µg/L				-	-	-	-	-	-	-	-	-	-	-	-	-	-	-	-	-	-
	Demeton-S-methyl	µg/L	0.01			-	-	-	-	-	-	-	-	-	-	-	-	-	-	-	-	-	-
	Demeton-S-methyl (Filtered)	µg/L	0.01			-	-	-	-	-	-	-	-	-	-	-	-	-	-	-	-	-	-
	Diazinon	µg/L	0.01		0.01[#2]	-	-	-	-	-	-	-	-	-	-	-	-	-	-	-	-	-	-
	Diazinon (Filtered)	µg/L	0.01		0.01[#2]	-	-	-	-	-	-	-	-	-	-	-	-	-	-	-	-	-	-
	Dicamba	µg/L				-	-	-	-	-	-	-	-	-	-	-	-	-	-	-	-	-	-
	Dicamba (Filtered)	µg/L	0.02			-	-	-	-	-	-	-	-	-	-	-	-	-	-	-	-	-	-
	Dichlobenil	µg/L	0.01			-	-	-	-	-	-	-	-	-	-	-	-	-	-	-	-	-	-
	Dichlobenil (Filtered)	µg/L	0.01			-	-	-	-	-	-	-	-	-	-	-	-	-	-	-	-	-	-
	cis-Permethrin (Filtered)	µg/L	0.01			-	-	-	-	-	-	-	-	-	-	-	-	-	-	-	-	-	-
	Dichlorvos	µg/L	0.01		0.001[#3]	-	-	-	-	-	-	-	-	-	-	-	-	-	-	-	-	-	-
	Dichlorvos (Filtered)	µg/L	0.01		0.001[#3]	-	-	-	-	-	-	-	-	-	-	-	-	-	-	-	-	-	-
	Diclofop	µg/L				-	-	-	-	-	-	-	-	-	-	-	-	-	-	-	-	-	-
	Diclofop (Filtered)	µg/L	0.02			-	-	-	-	-	-	-	-	-	-	-	-	-	-	-	-	-	-
	Dieldrin	µg/L	0.01	0.03[#1]	0.0025[#40]	-	-	-	-	-	-	-	-	-	-	-	-	-	-	-	-	-	-
	Dieldrin (Filtered)	µg/L	0.01	0.03[#1]	0.0025[#40]	-	-	-	-	-	-	-	-	-	-	-	-	-	-	-	-	-	-
	Difenoconazole	µg/L				-	-	-	-	-	-	-	-	-	-	-	-	-	-	-	-	-	-
	Difenoxuron	µg/L				-	-	-	-	-	-	-	-	-	-	-	-	-	-	-	-	-	-
	Diflubenzuron	µg/L			0.001[#3]	-	-	-	-	-	-	-	-	-	-	-	-	-	-	-	-	-	-
	Diflubenzuron (Filtered)	µg/L	0.05		0.001[#3]	-	-	-	-	-	-	-	-	-	-	-	-	-	-	-	-	-	-
	Diflufenican	µg/L				-	-	-	-	-	-	-	-	-	-	-	-	-	-	-	-	-	-
	Dimethoate	µg/L	0.01		0.48[#2]	-	-	-	-	-	-	-	-	-	-	-	-	-	-	-	-	-	-
	Dimethoate (Filtered)	µg/L	0.01		0.48[#2]	-	-	-	-	-	-	-	-	-	-	-	-	-	-	-	-	-	-
	Dinoseb	µg/L				-	-	-	-	-	-	-	-	-	-	-	-	-	-	-	-	-	-
	Disulfoton	µg/L	0.01			-	-	-	-	-	-	-	-	-	-	-	-	-	-	-	-	-	-
	Disulfoton (Filtered)	µg/L	0.01			-	-	-	-	-	-	-	-	-	-	-	-	-	-	-	-	-	-
	Diuron	µg/L			0.2[#2]	-	-	-	-	-	-	-	-	-	-	-	-	-	-	-	-	-	-
	Diuron (Filtered)	µg/L	0.05		0.2[#2]	-	-	-	-	-	-	-	-	-	-	-	-	-	-	-	-	-	-
	Endosulfan I	µg/L	0.01			-	-	-	-	-	-	-	-	-	-	-	-	-	-	-	-	-	-
	Endosulfan I (Filtered)	µg/L	0.01			-	-	-	-	-	-	-	-	-	-	-	-	-	-	-	-	-	-
	Endosulfan II	µg/L	0.02			-	-	-	-	-	-	-	-	-	-	-	-	-	-	-	-	-	-
	Endosulfan II (Filtered)	µg/L	0.02			-	-	-	-	-	-	-	-	-	-	-	-	-	-	-	-	-	-
	Endosulfan sulphate	µg/L	0.02			-	-	-	-	-	-	-	-	-	-	-	-	-	-	-	-	-	-
	Endosulfan sulphate (Filtered)	µg/L	0.02			-	-	-	-	-	-	-	-	-	-	-	-	-	-	-	-	-	-
	Endrin	µg/L	0.01		0.0025[#40]	-	-	-	-	-	-	-	-	-	-	-	-	-	-	-	-	-	-
	Endrin (Filtered)	µg/L	0.01		0.0025[#40]	-	-	-	-	-	-	-	-	-	-	-	-	-	-	-	-	-	-
	s-Ethyl dipropylthiocarbamate	µg/L				-	-	-	-	-	-	-	-	-	-	-	-	-	-	-	-	-	-
	Ethiofencarb	µg/L				-	-	-	-	-	-	-	-	-	-	-	-	-	-	-	-	-	-
	Ethion	µg/L	0.01			-	-	-	-	-	-	-	-	-	-	-	-	-	-	-	-	-	-
	Ethion (Filtered)	µg/L	0.01			-	-	-	-	-	-	-	-	-	-	-	-	-	-	-	-	-	-
	Ethoprop	µg/L				-	-	-	-	-	-	-	-	-	-	-	-	-	-	-	-	-	-
	Ethofumesate	µg/L				-	-	-	-	-	-	-	-	-	-	-	-	-	-	-	-	-	-
	Etridiazole	µg/L	0.01			-	-	-	-	-	-	-	-	-	-	-	-	-	-	-	-	-	-
	Etridiazole (Filtered)	µg/L	0.01			-	-	-	-	-	-	-	-	-	-	-	-	-	-	-	-	-	-
	Fenamiphos	µg/L				-	-	-	-	-	-	-	-	-	-	-	-	-	-	-	-	-	-
	Fenarimol	µg/L				-	-	-	-	-	-	-	-	-	-	-	-	-	-	-	-	-	-
	Fenitrothion	µg/L	0.01		0.01[#3]	-	-	-	-	-	-	-	-	-	-	-	-	-	-	-	-	-	-
	Fenitrothion (Filtered)	µg/L	0.01		0.01[#3]	-	-	-	-	-	-	-	-	-	-	-	-	-	-	-	-	-	-
	Fensulfothion	µg/L				-	-	-	-	-	-	-	-	-	-	-	-	-	-	-	-	-	-
	Fenhexamid	µg/L				-	-	-	-	-	-	-	-	-	-	-	-	-	-	-	-	-	-
	Fenoxycarb	µg/L				-	-	-	-	-	-	-	-	-	-	-	-	-	-	-	-	-	-
	Fenthion	µg/L	0.01			-	-	-	-	-	-	-	-	-	-	-	-	-	-	-	-	-	-
	Fenthion (Filtered)	µg/L	0.01			-	-	-	-	-	-	-	-	-	-	-	-	-	-	-	-	-	-
	Fenpropimorf	µg/L				-	-	-	-	-	-	-	-	-	-	-	-	-	-	-	-	-	-
	Fluometuron (Filtered)	µg/L	10			-	-	-	-	-	-	-	-	-	-	-	-	-	-	-	-	-	-
	Fluroxypyr	µg/L				-	-	-	-	-	-	-	-	-	-	-	-	-	-	-	-	-	-
	Fluroxypyr (Filtered)	µg/L	0.02			-	-	-	-	-	-	-	-	-	-	-	-	-	-	-	-	-	-
	Flutolanil	µg/L				-	-	-	-	-	-	-	-	-	-	-	-	-	-	-	-	-	-
	Fonofos	µg/L				-	-	-	-	-	-	-	-	-	-	-	-	-	-	-	-	-	-
	g-BHC (Lindane)	µg/L	0.01			-	-	-	-	-	-	-	-	-	-	-	-	-	-	-	-	-	-
	g-BHC (Lindane) (Filtered)	µg/L	0.01			-	-	-	-	-	-	-	-	-	-	-	-	-	-	-	-	-	-
	Haloxyfop-methyl	µg/L				-	-	-	-	-	-	-	-	-	-	-	-	-	-	-	-	-	-
	Thifensulfuron	µg/L				-	-	-	-	-	-	-	-	-	-	-	-	-	-	-	-	-	-

					Investigation Phase	LTM	GI	GI	GI	GI	LTM	LTM	LTM	LTM	LTM	LTM	LTM	LTM	LTM	LTM	LTM	GI	GI
					Location_Code	BH09006	BH09010	BH09010	BH09010	BH09010	BH09010	BH09010	BH09010	BH09010	BH09011	BH09011	BH09011	BH09011	BH09011	BH09011	BH09011	BH10003	BH10003
					Sampled_Date	08/09/2020	14/11/2019	25/11/2019	15/01/2020	25/02/2020	07/04/2020	17/04/2020	25/06/2020	08/09/2020	07/04/2020	28/04/2020	20/05/2020	25/06/2020	08/09/2020	04/11/2020	05/01/2021	24/10/2019	06/11/2019
					Sample_Depth	5.44	6.49	6.74	6.35	46.5	36	45	26	6.99	2.5	4	4	5.5	4.3	4.83	4.345	0.22	0.3
Chem_Group	**ChemName**	**output unit**	**EQL**	**UK Drinking Water Standards**	**UK Freshwater EQS**																		
	Heptachlor	µg/L	0.01	0.03[#1]		-	-	-	-	-	-	-	-	-	-	-	-	-	-	-	-	-	-
	Heptachlor (Filtered)	µg/L	0.01	0.03[#1]		-	-	-	-	-	-	-	-	-	-	-	-	-	-	-	-	-	-
	Hexaconazole	µg/L				-	-	-	-	-	-	-	-	-	-	-	-	-	-	-	-	-	-
	Hexazinone	µg/L				-	-	-	-	-	-	-	-	-	-	-	-	-	-	-	-	-	-
	Hydroxyatrazine	µg/L				-	-	-	-	-	-	-	-	-	-	-	-	-	-	-	-	-	-
	Iprodione	µg/L				-	-	-	-	-	-	-	-	-	-	-	-	-	-	-	-	-	-
	Isodrin	µg/L	0.01		0.0025[#40]	-	-	-	-	-	-	-	-	-	-	-	-	-	-	-	-	-	-
	Isodrin (Filtered)	µg/L	0.01		0.0025[#40]	-	-	-	-	-	-	-	-	-	-	-	-	-	-	-	-	-	-
	Isoproturon	µg/L			0.3[#2]	-	-	-	-	-	-	-	-	-	-	-	-	-	-	-	-	-	-
	Isoproturon (Filtered)	µg/L	0.05		0.3[#2]	-	-	-	-	-	-	-	-	-	-	-	-	-	-	-	-	-	-
	Linuron	µg/L			0.5[#2]	-	-	-	-	-	-	-	-	-	-	-	-	-	-	-	-	-	-
	Linuron (Filtered)	µg/L	0.05		0.5[#2]	-	-	-	-	-	-	-	-	-	-	-	-	-	-	-	-	-	-
	Malathion	µg/L	0.01		0.01[#3]	-	-	-	-	-	-	-	-	-	-	-	-	-	-	-	-	-	-
	Malathion (Filtered)	µg/L	0.01		0.01[#3]	-	-	-	-	-	-	-	-	-	-	-	-	-	-	-	-	-	-
	2-Methyl-4-chlorophenoxyacetic acid	µg/L				-	-	-	-	-	-	-	-	-	-	-	-	-	-	-	-	-	-
	2-Methyl-4-chlorophenoxyacetic acid (Filtered)	µg/L	0.02			-	-	-	-	-	-	-	-	-	-	-	-	-	-	-	-	-	-
	2-Methyl-4-Chlorophenoxy Butanoic Acid	µg/L				-	-	-	-	-	-	-	-	-	-	-	-	-	-	-	-	-	-
	2-Methyl-4-Chlorophenoxy Butanoic Acid (Filtered)	µg/L	0.02			-	-	-	-	-	-	-	-	-	-	-	-	-	-	-	-	-	-
	Mecoprop	µg/L			18[#2]	-	-	-	-	-	-	-	-	-	-	-	-	-	-	-	-	-	-
	Mecoprop (Filtered)	µg/L	0.02		18[#2]	-	-	-	-	-	-	-	-	-	-	-	-	-	-	-	-	-	-
	Mefenpyr-diethyl	µg/L				-	-	-	-	-	-	-	-	-	-	-	-	-	-	-	-	-	-
	Metachlor	µg/L	0.01		0.3[#2]	-	-	-	-	-	-	-	-	-	-	-	-	-	-	-	-	-	-
	Metachlor (Filtered)	µg/L	0.01		0.3[#2]	-	-	-	-	-	-	-	-	-	-	-	-	-	-	-	-	-	-
	Metalaxyl	µg/L				-	-	-	-	-	-	-	-	-	-	-	-	-	-	-	-	-	-
	Methamidophos	µg/L				-	-	-	-	-	-	-	-	-	-	-	-	-	-	-	-	-	-
	Methidathion	µg/L				-	-	-	-	-	-	-	-	-	-	-	-	-	-	-	-	-	-
	Methiocarb	µg/L			0.01[#3]	-	-	-	-	-	-	-	-	-	-	-	-	-	-	-	-	-	-
	Methomyl	µg/L				-	-	-	-	-	-	-	-	-	-	-	-	-	-	-	-	-	-
	Methoxychlor	µg/L	0.01			-	-	-	-	-	-	-	-	-	-	-	-	-	-	-	-	-	-
	Methoxychlor (Filtered)	µg/L	0.01			-	-	-	-	-	-	-	-	-	-	-	-	-	-	-	-	-	-
	Methoxyfenozide	µg/L				-	-	-	-	-	-	-	-	-	-	-	-	-	-	-	-	-	-
	Methyl parathion	µg/L	0.01			-	-	-	-	-	-	-	-	-	-	-	-	-	-	-	-	-	-
	Methyl parathion (Filtered)	µg/L	0.01			-	-	-	-	-	-	-	-	-	-	-	-	-	-	-	-	-	-
	Metolachlor	µg/L				-	-	-	-	-	-	-	-	-	-	-	-	-	-	-	-	-	-
	Metoxuron	µg/L				-	-	-	-	-	-	-	-	-	-	-	-	-	-	-	-	-	-
	Metoxuron (Filtered)	µg/L	0.05			-	-	-	-	-	-	-	-	-	-	-	-	-	-	-	-	-	-
	Metsulfuron Methyl	µg/L				-	-	-	-	-	-	-	-	-	-	-	-	-	-	-	-	-	-
	Mevinphos (Phosdrin)	µg/L	0.01		0.02(MAC)[#38]	-	-	-	-	-	-	-	-	-	-	-	-	-	-	-	-	-	-
	Mevinphos (Phosdrin) (Filtered)	µg/L	0.01		0.02(MAC)[#38]	-	-	-	-	-	-	-	-	-	-	-	-	-	-	-	-	-	-
	Molinate	µg/L				-	-	-	-	-	-	-	-	-	-	-	-	-	-	-	-	-	-
	Monlinuran	µg/L				-	-	-	-	-	-	-	-	-	-	-	-	-	-	-	-	-	-
	Monlinuran (Filtered)	µg/L	0.05			-	-	-	-	-	-	-	-	-	-	-	-	-	-	-	-	-	-
	Monocrotophos	µg/L				-	-	-	-	-	-	-	-	-	-	-	-	-	-	-	-	-	-
	Napropamide	µg/L				-	-	-	-	-	-	-	-	-	-	-	-	-	-	-	-	-	-
	Flusilazole (NuStar)	µg/L				-	-	-	-	-	-	-	-	-	-	-	-	-	-	-	-	-	-
	o,p-DDD	µg/L	0.01			-	-	-	-	-	-	-	-	-	-	-	-	-	-	-	-	-	-
	o,p-DDD (Filtered)	µg/L	0.01			-	-	-	-	-	-	-	-	-	-	-	-	-	-	-	-	-	-
	o,p'-DDE	µg/L	0.01			-	-	-	-	-	-	-	-	-	-	-	-	-	-	-	-	-	-
	o,p'-DDE (Filtered)	µg/L	0.01			-	-	-	-	-	-	-	-	-	-	-	-	-	-	-	-	-	-
	o,p-Methoxychlor	µg/L	0.01			-	-	-	-	-	-	-	-	-	-	-	-	-	-	-	-	-	-
	o,p-Methoxychlor (Filtered)	µg/L	0.01			-	-	-	-	-	-	-	-	-	-	-	-	-	-	-	-	-	-
	Omethoate	µg/L	0.01		0.01[#3]	-	-	-	-	-	-	-	-	-	-	-	-	-	-	-	-	-	-
	Omethoate (Filtered)	µg/L	0.01		0.01[#3]	-	-	-	-	-	-	-	-	-	-	-	-	-	-	-	-	-	-
	Oxamyl	µg/L				-	-	-	-	-	-	-	-	-	-	-	-	-	-	-	-	-	-
	Paclobutrazol	µg/L				-	-	-	-	-	-	-	-	-	-	-	-	-	-	-	-	-	-
	Methyl Paraoxon	µg/L				-	-	-	-	-	-	-	-	-	-	-	-	-	-	-	-	-	-
	Parathion	µg/L	0.01			-	-	-	-	-	-	-	-	-	-	-	-	-	-	-	-	-	-
	Parathion (Filtered)	µg/L	0.01			-	-	-	-	-	-	-	-	-	-	-	-	-	-	-	-	-	-
	Pendimethalin	µg/L	0.01		0.3[#2]	-	-	-	-	-	-	-	-	-	-	-	-	-	-	-	-	-	-
	Pendimethalin (Filtered)	µg/L	0.01		0.3[#2]	-	-	-	-	-	-	-	-	-	-	-	-	-	-	-	-	-	-
	Imidacloprid	µg/L				-	-	-	-	-	-	-	-	-	-	-	-	-	-	-	-	-	-
	Permethrin	µg/L	0.01		0.001[#3]	-	-	-	-	-	-	-	-	-	-	-	-	-	-	-	-	-	-
	Permethrin II	µg/L	0.01			-	-	-	-	-	-	-	-	-	-	-	-	-	-	-	-	-	-
	Permethrin II (Filtered)	µg/L	0.01			-	-	-	-	-	-	-	-	-	-	-	-	-	-	-	-	-	-
	Phorate	µg/L	0.01			-	-	-	-	-	-	-	-	-	-	-	-	-	-	-	-	-	-
	Phorate (Filtered)	µg/L	0.01			-	-	-	-	-	-	-	-	-	-	-	-	-	-	-	-	-	-
	Phosmet	µg/L				-	-	-	-	-	-	-	-	-	-	-	-	-	-	-	-	-	-
	Lenacil	µg/L				-	-	-	-	-	-	-	-	-	-	-	-	-	-	-	-	-	-
	Picloram	µg/L				-	-	-	-	-	-	-	-	-	-	-	-	-	-	-	-	-	-
	Picloram (Filtered)	µg/L	0.02			-	-	-	-	-	-	-	-	-	-	-	-	-	-	-	-	-	-
	Picoxystrobin	µg/L				-	-	-	-	-	-	-	-	-	-	-	-	-	-	-	-	-	-
	Pirimicarb	µg/L			1[#3]	-	-	-	-	-	-	-	-	-	-	-	-	-	-	-	-	-	-
	Pirimiphos-methyl	µg/L	0.01		0.015[#3]	-	-	-	-	-	-	-	-	-	-	-	-	-	-	-	-	-	-
	Pirimiphos-methyl (Filtered)	µg/L	0.01		0.015[#3]	-	-	-	-	-	-	-	-	-	-	-	-	-	-	-	-	-	-
	Pirimphos-ethyl	µg/L				-	-	-	-	-	-	-	-	-	-	-	-	-	-	-	-	-	-
	Pirimphos-ethyl (Filtered)	µg/L	0.01			-	-	-	-	-	-	-	-	-	-	-	-	-	-	-	-	-	-
	Prochloraz	µg/L			4[#3]	-	-	-	-	-	-	-	-	-	-	-	-	-	-	-	-	-	-
	Profenofos	µg/L				-	-	-	-	-	-	-	-	-	-	-	-	-	-	-	-	-	-
	Promecarb	µg/L				-	-	-	-	-	-	-	-	-	-	-	-	-	-	-	-	-	-
	Prometon	µg/L				-	-	-	-	-	-	-	-	-	-	-	-	-	-	-	-	-	-
	Prometon (Filtered)	µg/L	0.02			-	-	-	-	-	-	-	-	-	-	-	-	-	-	-	-	-	-

					Investigation Phase	LTM	GI	GI	GI	GI	LTM	LTM	LTM	LTM	LTM	LTM	LTM	LTM	LTM	LTM	LTM	GI	GI
					Location_Code	BH09006	BH09010	BH09010	BH09010	BH09010	BH09010	BH09010	BH09010	BH09010	BH09011	BH09011	BH09011	BH09011	BH09011	BH09011	BH09011	BH10003	BH10003
					Sampled_Date	08/09/2020	14/11/2019	25/11/2019	15/01/2020	25/02/2020	07/04/2020	17/04/2020	25/06/2020	08/09/2020	07/04/2020	28/04/2020	20/05/2020	25/06/2020	08/09/2020	04/11/2020	05/01/2021	24/10/2019	06/11/2019
					Sample_Depth	5.44	6.49	6.74	6.35	46.5	36	45	26	6.99	2.5	4	4	5.5	4.3	4.83	4.345	0.22	0.3
Chem_Group	**ChemName**	**output unit**	**EQL**	**UK Drinking Water Standards**	**UK Freshwater EQS**																		
	Prometryn	µg/L	0.01			-	-	-	-	-	-	-	-	-	-	-	-	-	-	-	-	-	-
	Prometryn (Filtered)	µg/L	0.02			-	-	-	-	-	-	-	-	-	-	-	-	-	-	-	-	-	-
	Pronamide	µg/L	0.01		100[#3]	-	-	-	-	-	-	-	-	-	-	-	-	-	-	-	-	-	-
	Pronamide (Filtered)	µg/L	0.01		100[#3]	-	-	-	-	-	-	-	-	-	-	-	-	-	-	-	-	-	-
	Propanil	µg/L				-	-	-	-	-	-	-	-	-	-	-	-	-	-	-	-	-	-
	Propazine	µg/L	0.01			-	-	-	-	-	-	-	-	-	-	-	-	-	-	-	-	-	-
	Propazine (Filtered)	µg/L	0.02			-	-	-	-	-	-	-	-	-	-	-	-	-	-	-	-	-	-
	Propham	µg/L				-	-	-	-	-	-	-	-	-	-	-	-	-	-	-	-	-	-
	Propiconazole	µg/L				-	-	-	-	-	-	-	-	-	-	-	-	-	-	-	-	-	-
	Propoxycarbazone-sodium	µg/L				-	-	-	-	-	-	-	-	-	-	-	-	-	-	-	-	-	-
	Pursuit	µg/L				-	-	-	-	-	-	-	-	-	-	-	-	-	-	-	-	-	-
	Pyriproxyfen	µg/L				-	-	-	-	-	-	-	-	-	-	-	-	-	-	-	-	-	-
	Quinclorac	µg/L				-	-	-	-	-	-	-	-	-	-	-	-	-	-	-	-	-	-
	Quinoxyfen	µg/L				-	-	-	-	-	-	-	-	-	-	-	-	-	-	-	-	-	-
	Ronnel (Filtered)	µg/L	0.01		0.03[#3]	-	-	-	-	-	-	-	-	-	-	-	-	-	-	-	-	-	-
	Savey	µg/L				-	-	-	-	-	-	-	-	-	-	-	-	-	-	-	-	-	-
	Sethoxydim	µg/L				-	-	-	-	-	-	-	-	-	-	-	-	-	-	-	-	-	-
	Simazine	µg/L	0.01		1[#2]	-	-	-	-	-	-	-	-	-	-	-	-	-	-	-	-	-	-
	Simazine (Filtered)	µg/L	0.02		1[#2]	-	-	-	-	-	-	-	-	-	-	-	-	-	-	-	-	-	-
	Tebuthiuron	µg/L				-	-	-	-	-	-	-	-	-	-	-	-	-	-	-	-	-	-
	Tebuthiuron (Filtered)	µg/L	10			-	-	-	-	-	-	-	-	-	-	-	-	-	-	-	-	-	-
	Terbutryn	µg/L	0.01			-	-	-	-	-	-	-	-	-	-	-	-	-	-	-	-	-	-
	Terbutryn (Filtered)	µg/L	0.02			-	-	-	-	-	-	-	-	-	-	-	-	-	-	-	-	-	-
	Terbutylazine	µg/L				-	-	-	-	-	-	-	-	-	-	-	-	-	-	-	-	-	-
	Terbutylazine (Filtered)	µg/L	0.02			-	-	-	-	-	-	-	-	-	-	-	-	-	-	-	-	-	-
	Phosalone	µg/L	0.01			-	-	-	-	-	-	-	-	-	-	-	-	-	-	-	-	-	-
	Phosalone (Filtered)	µg/L	0.01			-	-	-	-	-	-	-	-	-	-	-	-	-	-	-	-	-	-
	Phosphamidon	µg/L	0.01			-	-	-	-	-	-	-	-	-	-	-	-	-	-	-	-	-	-
	Phosphamidon (Filtered)	µg/L	0.01			-	-	-	-	-	-	-	-	-	-	-	-	-	-	-	-	-	-
	Thiobencarb	µg/L				-	-	-	-	-	-	-	-	-	-	-	-	-	-	-	-	-	-
	Thiophanate-methyl	µg/L				-	-	-	-	-	-	-	-	-	-	-	-	-	-	-	-	-	-
	Triadimefon	µg/L	0.01			-	-	-	-	-	-	-	-	-	-	-	-	-	-	-	-	-	-
	Triadimefon (Filtered)	µg/L	0.01			-	-	-	-	-	-	-	-	-	-	-	-	-	-	-	-	-	-
	Triadimenol	µg/L				-	-	-	-	-	-	-	-	-	-	-	-	-	-	-	-	-	-
	Triallate	µg/L	0.01		0.25[#3]	-	-	-	-	-	-	-	-	-	-	-	-	-	-	-	-	-	-
	Triallate (Filtered)	µg/L	0.01		0.25[#3]	-	-	-	-	-	-	-	-	-	-	-	-	-	-	-	-	-	-
	Triasulfuron	µg/L				-	-	-	-	-	-	-	-	-	-	-	-	-	-	-	-	-	-
	Tributyl phosphate (Filtered)	µg/L	0.01		50[#3]	-	-	-	-	-	-	-	-	-	-	-	-	-	-	-	-	-	-
	Triclopyr	µg/L				-	-	-	-	-	-	-	-	-	-	-	-	-	-	-	-	-	-
	Triclopyr (Filtered)	µg/L	0.02			-	-	-	-	-	-	-	-	-	-	-	-	-	-	-	-	-	-
	Triclosan	µg/L				-	-	-	-	-	-	-	-	-	-	-	-	-	-	-	-	-	-
	Trifluralin	µg/L	0.01		0.03[#2]	-	-	-	-	-	-	-	-	-	-	-	-	-	-	-	-	-	-
	Trifluralin (Filtered)	µg/L	0.01		0.03[#2]	-	-	-	-	-	-	-	-	-	-	-	-	-	-	-	-	-	-
	Tebuconazole	µg/L				-	-	-	-	-	-	-	-	-	-	-	-	-	-	-	-	-	-
	Telodrin	µg/L	0.01			-	-	-	-	-	-	-	-	-	-	-	-	-	-	-	-	-	-
	Telodrin (Filtered)	µg/L	0.01			-	-	-	-	-	-	-	-	-	-	-	-	-	-	-	-	-	-
	Triazophos	µg/L	0.01		0.005[#3]	-	-	-	-	-	-	-	-	-	-	-	-	-	-	-	-	-	-
	Triazophos (Filtered)	µg/L	0.01		0.005[#3]	-	-	-	-	-	-	-	-	-	-	-	-	-	-	-	-	-	-
	Tricyclazole	µg/L				-	-	-	-	-	-	-	-	-	-	-	-	-	-	-	-	-	-
Surrogate	Surrogate Value	%				-	-	-	-	-	-	-	-	-	-	-	-	-	-	-	-	-	-
SVOC TIC	SVOC TICS - Detect	Detect				-	-	-	-	-	-	-	-	-	-	-	-	-	-	-	-	-	-
	SVOC Tentatively Identified Compounds	µg/L	10			-	-	-	-	-	-	-	-	-	-	-	-	-	-	-	-	-	-
	SVOC Tentatively Identified Compounds (Filtered)	µg/L	1			-	-	-	-	-	-	-	-	-	-	-	-	-	-	-	-	-	-
VOC TIC	VOC TICs - Detect	Detect				-	-	-	-	-	-	-	-	-	-	-	-	-	-	-	-	-	-
	VOC Tentatively Identified Compounds	µg/l	10			-	-	-	-	-	-	-	-	-	-	-	-	-	-	-	-	-	-
	VOC Tentatively Identified Compounds (Filtered)	µg/l	1			-	-	-	-	-	-	-	-	-	-	-	-	-	-	-	-	-	-
Other	Biochemical Oxygen Demand (5-day test)	µg/L	1000			<1000	-	-	-	-	-	-	-	2130	-	-	-	-	<1000	-	-	-	-
	Redox	mV				-	-	-	-	-	-	-	-	-	-	-	-	-	-	-	-	-	-
	Conductivity @ 20oC	µS/cm	5			1790	-	-	-	548	548	517	598	542	1110	1110	1140	1140	1140	1150	1030	-	-
	Conductivity @ 20oC (Filtered)	µS/cm	10			-	637	-	598	-	-	-	-	-	-	-	-	-	-	-	-	694	-
	Biological Oxygen Demand	mg/L	1			-	-	-	-	<1	<1	<1	2.07	-	<1	<1	<1	<1	-	-	-	-	-
	Biological Oxygen Demand (Filtered)	mg/L	1			-	-	<1	1	-	-	-	-	-	-	-	-	-	-	-	-	-	7
	Chemical Oxygen Demand	mg/L	5			18.2	-	-	-	<7	<7	9.34	7.22	12.1	16.9	42.5	13	<7	10.6	-	-	-	-
	Chemical Oxygen Demand (Filtered)	mg/L	5			-	7	-	202	-	-	-	-	-	-	-	-	-	-	-	-	7	-
	Dissolved Organic Carbon	µg/L	200			-	-	-	-	-	-	-	-	-	-	-	-	-	-	-	-	-	-
	Dissolved Organic Carbon (Filtered)	µg/L	200			4320	2900	-	7500	3260	<3000	<3000	4150	<3000	6400	5460	5680	5730	5290	-	6310	2000	-
	pH (Lab)	pH_Units	0.01	6.5-9.5[#1]	6-9(MAC)[#38]	6.44	-	-	-	8.25	7.66	7.6	7.92	7.77	7.35	7.41	7.59	7.7	7.42	-	7.12	-	-
	pH (Lab) (Filtered)	pH_Units	0.01	6.5-9.5[#1]	6-9(MAC)[#38]	-	7.81	-	7.87	-	-	-	-	-	-	-	-	-	-	-	-	7.64	-

					Investigation Phase	GI	GI	LTM	LTM	LTM	LTM	LTM	GI	GI	GI	GI	LTM	LTM	LTM	LTM	LTM	GI	GI
					Location_Code	BH10003	BH10003	BH10003	BH10003	BH10003	BH10003	BH10003	BH10004	BH10004	BH10004	BH10004	BH10004	BH10004	BH10004	BH10004	BH10004	BH10008	BH10008
					Sampled_Date	14/01/2020	05/03/2020	08/04/2020	23/04/2020	02/07/2020	02/07/2020	09/09/2020	24/10/2019	06/11/2019	14/01/2020	04/03/2020	08/04/2020	23/04/2020	21/05/2020	02/07/2020	09/09/2020	24/10/2019	06/11/2019
					Sample_Depth	0.04	21.5	22	22	17.5	17.5	0.7	1.5	0.56	0.92	5.5	6	6	5.5	6	2	4.87	4.91
Chem_Group	**ChemName**	**output unit**	**EQL**	**UK Drinking Water Standards**	**UK Freshwater EQS**																		
Metals	Antimony	µg/L	4	5[#1]		-	<4	-	-	-	-	-	-	-	-	<4	-	-	-	-	-	-	-
	Arsenic	µg/L	1	10[#1]	50[#2]	3	<2	<2	<2	<2	<2	<2	1	-	1	<2	<2	<2	<2	<2	<2	<1	-
	Arsenic (Filtered)	µg/L	0.5	10[#1]	50[#2]	<1	0.993	0.576	0.761	0.683	0.725	0.676	1	-	1	1.56	1.22	1.12	1.29	1.26	1.23	<1	-
	Boron	µg/L	10	1000[#1]	2000[#3]	22	20.4	28.7	36.1	29.4	33.3	26.7	61	-	36	63.3	43	53.7	50.7	39.6	39.7	33	-
	Boron (Filtered)	µg/L	10	1000[#1]	2000[#3]	-	27.2	-	-	-	-	-	61	-	-	49.5	-	-	-	-	-	33	-
	Cadmium	µg/L	0.05	5[#1]	0.08[#4]	<0.2	<0.5	<0.5	<0.5	<0.5	<0.5	<0.5	<0.05	-	<0.05	<0.5	<0.5	<0.5	<0.5	<0.5	<0.5	<0.05	-
	Cadmium (Filtered)	µg/L	0.05	5[#1]	0.08[#4]	<0.2	<0.08	<0.08	<0.08	<0.08	<0.08	<0.08	<0.05	-	<0.05	<0.08	<0.08	<0.08	<0.08	<0.08	<0.08	<0.05	-
	Chromium (hexavalent)	µg/L	10		3.4[#5]	-	-	-	-	-	-	-	<10	-	-	-	-	-	-	-	-	<10	-
	Chromium (hexavalent) (Filtered)	µg/L	3		3.4[#5]	<10	<3	<3	<3	<3	<3	<3	<10	-	<10	<3	<3	7.86	<3	<3	<3	<10	-
	Chromium	µg/L	1	50[#1]	3.4[#6]	3	<3	7.79	4.99	<3	<3	<3	<1	-	<1	<3	<3	<3	<3	<3	4.21	<1	-
	Chromium (Filtered)	µg/L	1	50[#1]	3.4[#6]	<1	<1	<1	<1	<1	<1	<1	<1	-	<1	<1	<1	<1	<1	<1	<1	<1	-
	Chromium (Trivalent)	µg/L	10		4.7[#5]	-	-	-	-	-	-	-	-	-	-	-	-	-	-	-	-	-	-
	Chromium (Trivalent) (Filtered)	µg/L	3		4.7[#5]	<10	<3	<3	<3	<3	<3	<3	<10	-	<10	<3	<3	<3	<3	<3	<3	<10	-
	Cobalt	µg/L	1		3[#7]	-	-	-	-	-	-	-	-	-	-	-	-	-	-	-	-	-	-
	Cobalt (Filtered)	µg/L	0.5		3[#7]	2	<0.5	<0.5	0.517	<0.5	<0.5	<0.5	3	-	<1	<0.5	<0.5	<0.5	0.656	0.659	<0.5	<1	-
	Copper	µg/L	1	2000[#1]	1(bio)[#8]	10	5.98	8.4	4.41	<1	<1	1.09	<1	-	4	2.26	1.54	2.67	1.53	<1	3.08	1	-
	Copper (Filtered)	µg/L	0.3	2000[#1]	1(bio)[#8]	<1	<0.3	-	<0.3	<0.3	<0.3	<0.3	<1	-	3	1.62	-	1.31	0.642	1.41	1.42	1	-
	Iron	µg/L	10	200[#1]	1000[#2]	-	-	-	-	-	-	-	22	-	-	-	-	-	-	-	-	<10	-
	Iron (Filtered)	µg/L	10	200[#1]	1000[#2]	126	1280	941	950	1440	1510	1730	22	-	<10	<19	<19	<19	19.7	38.1	<19	<10	-
	Lead	µg/L	1	10[#1]	1.2(bio)[#8]	-	-	-	-	-	-	-	<1	-	-	-	-	-	-	-	-	<1	-
	Lead (Filtered)	µg/L	0.2	10[#1]	1.2(bio)[#8]	<1	<0.2	<0.2	<0.2	<0.2	<0.2	<0.2	<1	-	<1	<0.2	<0.2	<0.2	0.4	0.265	<0.2	<1	-
	Manganese	µg/L	1	50[#1]	123(bio)[#9]	211	73.9	128	123	79.2	84.1	85.7	144	-	75	60.4	41	86.4	56.4	60.6	70	69	-
	Manganese (Filtered)	µg/L	1	50[#1]	123(bio)[#9]	210	68.5	45.3	57	75	77.6	89.7	144	-	51	41.3	37.3	38.1	46.9	51.8	50.9	69	-
	Mercury	µg/L	0.02	1[#1]	0.07(MAC)[#10]	<0.1	<0.02	0.0247	<0.02	<0.02	<0.02	<0.02	<0.05	-	<0.05	<0.02	0.0239	<0.02	<0.02	<0.02	<0.02	<0.05	-
	Mercury (Filtered)	µg/L	0.01	1[#1]	0.07(MAC)[#10]	<0.1	<0.01	<0.01	<0.01	<0.01	<0.01	<0.01	<0.05	-	<0.05	<0.01	<0.01	<0.01	<0.01	0.0103	<0.01	<0.05	-
	Molybdenum	µg/L	9	70[#11]		-	<9	-	-	-	-	-	-	-	-	14.1	-	-	-	-	-	-	-
	Nickel	µg/L	1	20[#1]	4(bio)[#8]	9	26.9	8.91	4.99	<1	1.68	1.38	8	-	8	5.11	4.34	7.52	3.71	3.49	5.68	2	-
	Nickel (Filtered)	µg/L	0.4	20[#1]	4(bio)[#8]	3	0.441	0.486	0.589	0.41	0.675	0.414	8	-	6	4.93	4.58	4.43	3.83	3.75	3.36	2	-
	Selenium	µg/L	1	10[#1]		<1	<1	<1	<1	<1	<1	<1	3	-	1	1.08	<1	1.06	<1	<1	1.04	6	-
	Selenium (Filtered)	µg/L	1	10[#1]		-	<1	-	-	-	-	-	3	-	-	1.34	-	-	-	-	-	6	-
	Vanadium	µg/L	5		20[#12]	-	<5	-	-	-	-	-	-	-	-	<5	-	-	-	-	-	-	-
	Zinc	µg/L	1	3000[#13]	10.9(bio)[#8]	38	16.2	39.8	22.2	5.53	7.21	8.52	10	-	9	12.1	<5	13.3	<5	6.47	10.1	6	-
	Zinc (Filtered)	µg/L	1	3000[#13]	10.9(bio)[#8]	-	<1	-	-	-	-	-	10	-	-	6.86	-	-	-	-	-	6	-
Inorganics	Alkalinity (Carbonate as CaCO3) (Filtered)	mg/L	15			-	-	-	-	-	-	-	-	-	-	-	-	-	-	-	-	-	-
	Total Hardness	mg/l	0.35			-	307	434	397	317	316	352	494	-	-	451	427	470	447	410	442	475	-
	Total Hardness (Filtered)	mg/l	2			312	-	-	-	-	-	-	494	-	454	-	-	-	-	-	-	475	-
	Alkalinity (Bicarbonate as CaCO3)	mg/L	2			-	176	197	384	168	178	174	340	-	-	326	331	347	330	329	335	220	-
	Alkalinity (Bicarbonate as CaCO3) (Filtered)	mg/L	15			165	-	-	-	-	-	-	340	-	330	-	-	-	-	-	-	220	-
	Alkalinity (Bicarbonate) as HCO3	mg/L	2			-	214	240	469	205	217	212	-	-	-	397	403	424	402	402	409	-	-
	Alkalinity (total) as CaCO3	mg/L	2			-	-	197	384	168	178	174	309	-	-	-	331	347	330	329	335	190	-
	Alkalinity (total) as CaCO3 (Filtered)	mg/L	15			165 - 224	-	-	-	-	-	-	309	-	330 - 407	-	-	-	-	-	-	190	-
	Ammonia as N (Filtered)	mg/L	0.000036		0.6[#14]	-	-	-	-	-	-	-	-	-	-	-	-	-	-	-	-	-	-
	Ammoniacal Nitrogen as N	mg/L	0.02		0.6[#14]	-	-	-	-	-	-	-	0.06	-	-	-	-	-	-	-	-	<0.02	-
	Ammoniacal Nitrogen as N (Filtered)	mg/L	0.01		0.6[#14]	<0.02	0.056	0.196	0.0666	0.0551	0.066	0.0437	0.06	-	<0.02	0.117	0.204	0.0716	0.106	0.0297	0.028	<0.02	-
	Ammoniacal Nitrogen as NH3 (Filtered)	mg/L	0.01			-	-	-	-	-	-	-	-	-	-	-	-	-	-	-	-	-	-
	Calcium	mg/L	1			-	-	-	-	-	-	-	164	-	-	-	-	-	-	-	-	166	-
	Calcium (Filtered)	mg/L	0.2			103	99.1	83.7	83.4	106	110	125	164	-	148	138	144	132	155	140	149	166	-
	Chloride	mg/L	1	250[#1]	250[#3]	-	-	-	-	-	-	-	88	-	-	-	-	-	-	-	-	77	-
	Chloride (Filtered)	mg/L	1	250[#1]	250[#3]	55	48.8	35.9	37.6	53.1	53.5	61.5	88	-	81	82	71.7	71.8	69	66.9	70.8	77	-
	Cyanide (Free)	µg/L	5	50[#1]	1[#2]	-	-	-	-	-	-	-	<5	-	-	-	-	-	-	-	-	<5	-
	Cyanide (Free) (Filtered)	µg/L	2.5	50[#1]	1[#2]	<5	<2.5	<2.5	<2.5	<2.5	<2.5	<2.5	<5	-	<5	<2.5	<2.5	<2.5	<2.5	<2.5	<2.5	<5	-
	Cyanide Total	µg/L	5	50[#1]	1[#2]	-	-	-	-	-	-	-	<5	-	-	-	-	-	-	-	-	<5	-
	Cyanide Total (Filtered)	µg/L	5	50[#1]	1[#2]	<5	<5	<5	<5	<5	<5	<5	<5	-	<5	<5	<5	<5	<5	<5	<5	<5	-
	cyanides-complex (Filtered)	µg/L	5	50[#1]	1[#2]	-	<5	<5	<5	<5	<5	<5	-	-	-	<5	<5	<5	<5	<5	<5	-	-
	Fluoride	µg/L	100	1500[#1]	1000[#15]	-	-	-	-	-	-	-	240	-	-	-	-	-	-	-	-	<100	-
	Fluoride (Filtered)	µg/L	100	1500[#1]	1000[#15]	370	<500	<500	<500	<500	<500	<500	240	-	200	<500	<500	<500	<500	<500	<500	<100	-
	Magnesium	mg/L	1			-	-	-	-	-	-	-	21	-	-	-	-	-	-	-	-	15	-
	Magnesium (Filtered)	mg/L	0.036			13	13.5	11.7	10.9	15.3	15.3	16.6	21	-	20	19.5	20	17.9	21.3	20.8	20.1	15	-
	Nitrate (as N) (Filtered)	mg/L	0.022			<0.022	-	-	-	-	-	-	-	-	2.403	-	-	-	-	-	-	-	-
	Nitrate (as NO3-)	mg/L	0.1	50(NO3)[#16]		-	-	-	-	-	-	-	61.4	-	-	-	-	-	-	-	-	5.4	-
	Nitrate (as NO3-) (Filtered)	mg/L	0.1	50(NO3)[#16]		-	<0.3	<0.3	<0.3	<0.3	<0.3	<0.3	61.4	-	-	38.6	44.3	48.7	54.2	55.3	52.3	5.4	-
	Phosphorus	µg/L	20			157	56.4	235	153	50.6	54	49.9	-	-	292	273	260	281	264	244	245	-	-
	Phosphorus (Filtered)	µg/L	10			<20	21.4	23.2	18.7	26.5	19.3	20.3	-	-	196	245	216	237	234	251	253	-	-
	Potassium	mg/L	1.2			-	-	-	-	-	-	-	10	-	-	-	-	-	-	-	-	5	-
	Potassium (Filtered)	mg/L	0.2			6	4.95	4.94	4.67	5.2	5.39	5.87	10	-	9	8.47	8.66	7.96	9.47	7.92	8.21	5	-
	Sodium	mg/L	1	200[#1]		-	-	-	-	-	-	-	89	-	-	-	-	-	-	-	-	33	-
	Sodium (Filtered)	mg/L	0.076	200[#1]		31	19.8	18.2	17.1	20.6	20.6	21	89	-	81	75.5	78.7	67.4	79.3	74.6	68.9	33	-
	Sulphate	mg/L	1	250(SO4)[#17]	400[#3]	-	-	-	-	-	-	-	131	-	-	-	-	-	-	-	-	248	-
	Sulphate (Filtered)	mg/L	1	250(SO4)[#17]	400[#3]	124	104	64.7	68.9	133	134	160	131	-	147	138	128	133	124	127	128	248	-
PAH	Naphthalene	µg/L	0.01		2[#2]	-	<0.01	<0.01	0.0167	<0.01	<0.01	0.0366	<0.01	-	-	<0.01	<0.01	<0.01	0.012	0.0171	0.0627	<0.01	-
	Naphthalene (Filtered)	µg/L	0.01		2[#2]	0.06	-	-	-	-	-	-	<0.01	-	<0.01	-	-	-	-	-	-	<0.01	-
	Acenaphthene	µg/L	0.005		No UK EQS	-	<0.005	<0.005	<0.005	<0.005	<0.005	<0.01	<0.01	-	-	<0.005	<0.005	<0.005	<0.005	<0.005	<0.01	<0.01	-
	Acenaphthene (Filtered)	µg/L	0.01		No UK EQS	<0.01	-	-	-	-	-	-	<0.01	-	<0.01	-	-	-	-	-	-	<0.01	-
	Acenaphthylene	µg/L	0.005		No UK EQS	-	<0.005	<0.005	<0.005	<0.005	<0.005	<0.01	<0.01	-	-	<0.005	<0.005	<0.005	<0.005	<0.005	<0.01	<0.01	-
	Acenaphthylene (Filtered)	µg/L	0.01		No UK EQS	<0.01	-	-	-	-	-	-	<0.01	-	<0.01	-	-	-	-	-	-	<0.01	-
	Fluoranthene	µg/L	0.005		0.0063[#2]	-	0.01	<0.005	0.0176	<0.005	<0.005	<0.01	<0.01	-	-	<0.005	<0.005	<0.005	<0.005	<0.005	<0.01	<0.01	-
	Fluoranthene (Filtered)	µg/L	0.01		0.0063[#2]	<0.01	-	-	-	-	-	-	<0.01	-	0.01	-	-	-	-	-	-	<0.01	-
	Anthracene	µg/L	0.005		0.1[#2]	-	<0.005	<0.005	<0.005	<0.005	<0.005	<0.01	<0.01	-	-	<0.005	<0.005	<0.005	<0.005	<0.005	<0.01	<0.01	-
	Anthracene (Filtered)	µg/L	0.01		0.1[#2]	<0.01	-	-	-	-	-	-	<0.01	-	<0.01	-	-	-	-	-	-	<0.01	-
	Phenanthrene	µg/L	0.005		No UK EQS	-	<0.005	<0.005	0.00519	<0.005	<0.005	<0.01	<0.01	-	-	<0.005	<0.005	<0.005	<0.005	<0.005	<0.01	<0.01	-
	Phenanthrene (Filtered)	µg/L	0.01		No UK EQS	<0.01	-	-	-	-	-	-	<0.01	-	<0.01	-	-	-	-	-	-	<0.01	-

					Investigation Phase	GI	GI	LTM	LTM	LTM	LTM	LTM	GI	GI	GI	GI	LTM	LTM	LTM	LTM	LTM	LTM	GI	GI
					Location_Code	BH10003	BH10003	BH10003	BH10003	BH10003	BH10003	BH10003	BH10004	BH10004	BH10004	BH10004	BH10004	BH10004	BH10004	BH10004	BH10004	BH10004	BH10008	BH10008
					Sampled_Date	14/01/2020	05/03/2020	08/04/2020	23/04/2020	02/07/2020	02/07/2020	09/09/2020	24/10/2019	06/11/2019	14/01/2020	04/03/2020	08/04/2020	23/04/2020	21/05/2020	02/07/2020	09/09/2020	24/10/2019	06/11/2019
					Sample_Depth	0.04	21.5	22	22	17.5	17.5	0.7	1.5	0.56	0.92	5.5	6	6	5.5	6	2	4.87	4.91
Chem_Group	**ChemName**	**output unit**	**EQL**	**UK Drinking Water Standards**	**UK Freshwater EQS**																			
	Fluorene	µg/L	0.005		No UK EQS	-	<0.005	<0.005	<0.005	<0.005	<0.005	<0.01	<0.01	-	-	<0.005	<0.005	<0.005	<0.005	<0.005	<0.01	<0.01	-
	Fluorene (Filtered)	µg/L	0.01		No UK EQS	<0.01	-	-	-	-	-	-	<0.01	-	<0.01	-	-	-	-	-	-	<0.01	-
	Chrysene	µg/L	0.005		No UK EQS	-	<0.005	<0.005	<0.005	<0.005	<0.005	<0.01	<0.01	-	-	<0.005	<0.005	<0.005	<0.005	<0.005	<0.01	<0.01	-
	Chrysene (Filtered)	µg/L	0.01		No UK EQS	<0.01	-	-	-	-	-	-	<0.01	-	<0.01	-	-	-	-	-	-	<0.01	-
	Pyrene	µg/L	0.005		No UK EQS	-	0.01	0.00525	0.0152	<0.005	<0.005	<0.01	<0.01	-	-	<0.005	<0.005	<0.005	<0.005	<0.005	<0.01	<0.01	-
	Pyrene (Filtered)	µg/L	0.01		No UK EQS	<0.01	-	-	-	-	-	-	<0.01	-	0.01	-	-	-	-	-	-	<0.01	-
	Benzo(a)anthracene	µg/L	0.005		No UK EQS	-	<0.005	<0.005	<0.005	<0.005	<0.005	<0.01	<0.01	-	-	<0.005	<0.005	<0.005	<0.005	<0.005	<0.01	<0.01	-
	Benzo(a)anthracene (Filtered)	µg/L	0.01		No UK EQS	<0.01	-	-	-	-	-	-	<0.01	-	<0.01	-	-	-	-	-	-	<0.01	-
	Benzo(b)fluoranthene	µg/L	0.005	0.025[#18]	See BaP[#19]	-	<0.005	<0.005	0.0166	<0.005	<0.005	<0.01	<0.01	-	-	<0.005	<0.005	<0.005	<0.005	<0.005	<0.01	<0.01	-
	Benzo(b)fluoranthene (Filtered)	µg/L	0.01	0.025[#18]	See BaP[#19]	<0.01	-	-	-	-	-	-	<0.01	-	<0.01	-	-	-	-	-	-	<0.01	-
	Benzo(k)fluoranthene	µg/L	0.005	0.025[#18]	See BaP[#19]	-	<0.005	<0.005	0.00554	<0.005	<0.005	<0.01	<0.01	-	-	<0.005	<0.005	<0.005	<0.005	<0.005	<0.01	<0.01	-
	Benzo(k)fluoranthene (Filtered)	µg/L	0.01	0.025[#18]	See BaP[#19]	<0.01	-	-	-	-	-	-	<0.01	-	<0.01	-	-	-	-	-	-	<0.01	-
	Benzo(a)pyrene	µg/L	0.002	0.01[#1]	0.00017[#19]	-	<0.002	<0.002	0.00839	<0.002	<0.002	<0.004	<0.01	-	-	<0.002	<0.002	<0.002	<0.002	<0.002	<0.004	<0.01	-
	Benzo(a)pyrene (Filtered)	µg/L	0.01	0.01[#1]	0.00017[#19]	<0.01	-	-	-	-	-	-	<0.01	-	<0.01	-	-	-	-	-	-	<0.01	-
	Dibenz(a,h)anthracene	µg/L	0.005		No UK EQS	-	<0.005	<0.005	<0.005	<0.005	<0.005	<0.01	<0.01	-	-	<0.005	<0.005	<0.005	<0.005	<0.005	<0.01	<0.01	-
	Dibenz(a,h)anthracene (Filtered)	µg/L	0.01		No UK EQS	<0.01	-	-	-	-	-	-	<0.01	-	<0.01	-	-	-	-	-	-	<0.01	-
	Benzo(g,h,i)perylene	µg/L	0.005	0.025[#18]	See BaP[#19]	-	<0.005	<0.005	<0.005	<0.005	<0.005	<0.01	<0.01	-	-	<0.005	<0.005	<0.005	<0.005	<0.005	<0.01	<0.01	-
	Benzo(g,h,i)perylene (Filtered)	µg/L	0.01	0.025[#18]	See BaP[#19]	<0.01	-	-	-	-	-	-	<0.01	-	<0.01	-	-	-	-	-	-	<0.01	-
	Indeno(1,2,3-c,d)pyrene	µg/L	0.005	0.025[#18]	See BaP[#19]	-	<0.005	<0.005	<0.005	<0.005	<0.005	<0.01	<0.01	-	-	<0.005	<0.005	<0.005	<0.005	<0.005	<0.01	<0.01	-
	Indeno(1,2,3-c,d)pyrene (Filtered)	µg/L	0.01	0.025[#18]	See BaP[#19]	<0.01	-	-	-	-	-	-	<0.01	-	<0.01	-	-	-	-	-	-	<0.01	-
	PAH 16 Total	µg/L	0.01			-	<0.082	<0.082	0.0852	<0.082	<0.082	<0.164	<0.01	-	-	<0.082	<0.082	<0.082	<0.082	<0.082	<0.164	<0.01	-
	PAH 16 Total (Filtered)	µg/L	0.01			0.06	-	-	-	-	-	-	<0.01	-	0.02	-	-	-	-	-	-	<0.01	-
TPH CWG	>C5-C6 Aliphatics	µg/L	1	See TPH	See TPH	-	<10	<10	<10	<10	<10	<10	<1	-	-	<10	<10	<10	<10	<10	<10	<1	-
	>C5-C6 Aliphatics (Filtered)	µg/L	1	See TPH	See TPH	<1	-	-	-	-	-	-	<1	-	<1	-	-	-	-	-	-	<1	-
	>C6-C8 Aliphatics	µg/L	1	See TPH	See TPH	-	<10	<10	<10	<10	<10	<10	<1	-	-	<10	<10	<10	<10	<10	<10	<1	-
	>C6-C8 Aliphatics (Filtered)	µg/L	1	See TPH	See TPH	<1	-	-	-	-	-	-	<1	-	<1	-	-	-	-	-	-	<1	-
	>C8-C10 Aliphatics	µg/L	5	See TPH	See TPH	-	<10	<10	<10	<10	<10	<10	<5	-	-	<10	<10	<10	<10	<10	<10	<5	-
	>C8-C10 Aliphatics (Filtered)	µg/L	5	See TPH	See TPH	<5	-	-	-	-	-	-	<5	-	<5	-	-	-	-	-	-	<5	-
	>C10-C12 Aliphatics	µg/L	5	See TPH	See TPH	-	<10	<10	<10	<10	<10	<10	<5	-	-	<10	<10	<10	<10	<10	<10	<5	-
	>C10-C12 Aliphatics (Filtered)	µg/L	5	See TPH	See TPH	<5	-	-	-	-	-	-	<5	-	<5	-	-	-	-	-	-	<5	-
	>C12-C16 Aliphatics	µg/L	5	See TPH	See TPH	-	<10	<10	<10	<10	<10	<10	<5	-	-	<10	<10	<10	<10	<10	<10	<5	-
	>C12-C16 Aliphatics (Filtered)	µg/L	5	See TPH	See TPH	<5	-	-	-	-	-	-	<5	-	<5	-	-	-	-	-	-	<5	-
	>C16-C21 Aliphatics	µg/L	5	See TPH	See TPH	-	<10	<10	<10	<10	<10	<10	13	-	-	<10	<10	<10	<10	<10	<10	<5	-
	>C16-C21 Aliphatics (Filtered)	µg/L	5	See TPH	See TPH	7	-	-	-	-	-	-	13	-	<5	-	-	-	-	-	-	<5	-
	>C21-C35 Aliphatics	µg/L	5	See TPH	See TPH	-	<10	<10	<10	<10	<10	<10	<5	-	-	<10	<10	<10	<10	<10	<10	<5	-
	>C21-C35 Aliphatics (Filtered)	µg/L	5	See TPH	See TPH	<5	-	-	-	-	-	-	<5	-	<5	-	-	-	-	-	-	<5	-
	>C16-C35 Aliphatics	µg/L	10			-	<10	<10	<10	<10	<10	<10	-	-	-	<10	<10	<10	<10	<10	<10	-	-
	Total >C5-C35 Aliphatics	µg/L	5	See TPH	See TPH	-	-	-	-	-	-	-	13	-	-	-	-	-	-	-	-	<5	-
	Total >C5-C35 Aliphatics (Filtered)	µg/L	5	See TPH	See TPH	7	-	-	-	-	-	-	13	-	<5	-	-	-	-	-	-	<5	-
	Total Aliphatics >C12-C35	µg/L	10			-	<10	<10	<10	<10	<10	<10	-	-	-	<10	<10	<10	<10	<10	<10	-	-
	>EC5-EC7 Aromatics	µg/L	1	See TPH	See TPH	-	-	-	-	-	-	-	<1	-	-	-	-	-	-	-	-	<1	-
	>EC5-EC7 Aromatics (Filtered)	µg/L	1	See TPH	See TPH	<1	-	-	-	-	-	-	<1	-	<1	-	-	-	-	-	-	<1	-
	>EC6-EC7 Aromatics	µg/L	10			-	<10	<10	<10	<10	<10	<10	-	-	-	<10	<10	<10	<10	<10	<10	-	-
	>EC7-EC8 Aromatics	µg/L	1	See TPH	See TPH	-	<10	<10	<10	<10	<10	<10	<1	-	-	<10	<10	<10	<10	<10	<10	<1	-
	>EC7-EC8 Aromatics (Filtered)	µg/L	1	See TPH	See TPH	<1	-	-	-	-	-	-	<1	-	<1	-	-	-	-	-	-	<1	-
	>EC8-EC10 Aromatics	µg/L	5	See TPH	See TPH	-	<10	<10	<10	<10	<10	<10	<5	-	-	<10	<10	<10	<10	<10	<10	<5	-
	>EC8-EC10 Aromatics (Filtered)	µg/L	5	See TPH	See TPH	<5	-	-	-	-	-	-	<5	-	<5	-	-	-	-	-	-	<5	-
	>EC10-EC12 Aromatics	µg/L	5	See TPH	See TPH	-	<10	<10	<10	<10	<10	<10	<5	-	-	<10	<10	<10	<10	<10	<10	<5	-
	>EC10-EC12 Aromatics (Filtered)	µg/L	5	See TPH	See TPH	19	-	-	-	-	-	-	<5	-	<5	-	-	-	-	-	-	<5	-
	>EC12-EC16 Aromatics	µg/L	5	See TPH	See TPH	-	<10	<10	<10	<10	<10	<10	10	-	-	<10	<10	<10	<10	<10	<10	<5	-
	>EC12-EC16 Aromatics (Filtered)	µg/L	5	See TPH	See TPH	8	-	-	-	-	-	-	10	-	<5	-	-	-	-	-	-	<5	-
	>EC16-EC21 Aromatics	µg/L	5	See TPH	See TPH	-	<10	<10	<10	<10	<10	<10	26	-	-	<10	<10	<10	<10	<10	<10	<5	-
	>EC16-EC21 Aromatics (Filtered)	µg/L	5	See TPH	See TPH	5	-	-	-	-	-	-	26	-	<5	-	-	-	-	-	-	<5	-
	>EC21-EC35 Aromatics	µg/L	10	See TPH	See TPH	-	<10	<10	<10	<10	<10	<10	14	-	-	<10	<10	<10	<10	<10	<10	<10	-
	>EC21-EC35 Aromatics (Filtered)	µg/L	10	See TPH	See TPH	<10	-	-	-	-	-	-	14	-	<10	-	-	-	-	-	-	<10	-
	Total Aromatics >EC12-EC35	µg/L	10			-	<10	<10	<10	<10	<10	<10	-	-	-	<10	<10	<10	<10	<10	<10	-	-
	Total >EC5-EC35 Aromatics	µg/L	10	See TPH	See TPH	-	-	-	-	-	-	-	50	-	-	-	-	-	-	-	-	<10	-
	Total >EC5-EC35 Aromatics (Filtered)	µg/L	10	See TPH	See TPH	32	-	-	-	-	-	-	50	-	<10	-	-	-	-	-	-	<10	-
	TPH >C5-C35 Aliphatics/Aromatics	µg/L	10	I10[#20]	I50[#21]	-	<10	<10	<10	<10	<10	<10	63	-	-	<10	<10	<10	<10	<10	<10	<10	-
	TPH >C5-C35 Aliphatics/Aromatics (Filtered)	µg/L	10	I10[#20]	I50[#21]	39	-	-	-	-	-	-	63	-	<10	-	-	-	-	-	-	<10	-
TPH	>C5-C6	µg/L	10			-	-	-	-	-	-	<10	-	-	-	-	-	-	-	-	<10	-	-
	>C6-C7	µg/L	10			-	-	-	-	-	-	<10	-	-	-	-	-	-	-	-	<10	-	-
	>C7-C8	µg/L	10			-	-	-	-	-	-	<10	-	-	-	-	-	-	-	-	<10	-	-
	>C6-C8	µg/L	10			-	-	-	-	-	-	-	-	-	-	-	-	-	-	-	-	-	-
	>C6-C8 (Filtered)	µg/L	10			-	-	-	-	-	-	-	-	-	-	-	-	-	-	-	-	-	-
	>C8-C10	µg/L	5			-	-	-	-	-	-	<10	-	-	-	-	-	-	-	-	<10	-	-
	>C8-C10 (Filtered)	µg/L	5			-	-	-	-	-	-	-	-	-	-	-	-	-	-	-	-	-	-
	>C10-C12	µg/L	5			-	-	-	-	-	-	<10	-	-	-	-	-	-	-	-	<10	-	-
	>C10-C12 (Filtered)	µg/L	5			-	-	-	-	-	-	-	-	-	-	-	-	-	-	-	-	-	-
	>C12-C16	µg/L	10			-	-	-	-	-	-	<100	-	-	-	-	-	-	-	-	<100	-	-
	>C12-C16 (Filtered)	µg/L	10			-	-	-	-	-	-	-	-	-	-	-	-	-	-	-	-	-	-
	>C16-C21	µg/L	20			-	-	-	-	-	-	<100	-	-	-	-	-	-	-	-	<100	-	-
	>C16-C21 (Filtered)	µg/L	20			-	-	-	-	-	-	-	-	-	-	-	-	-	-	-	-	-	-
	>C21-C28	µg/L	100			-	-	-	-	-	-	<100	-	-	-	-	-	-	-	-	<100	-	-
	>C28-C35	µg/L	100			-	-	-	-	-	-	<100	-	-	-	-	-	-	-	-	<100	-	-
	>C21-C40	µg/L	20			-	-	-	-	-	-	-	-	-	-	-	-	-	-	-	-	-	-
	>C21-C40 (Filtered)	µg/L	20			-	-	-	-	-	-	-	-	-	-	-	-	-	-	-	-	-	-
	>C35-C40	µg/L	100			-	-	-	-	-	-	<100	-	-	-	-	-	-	-	-	<100	-	-
	EPH >C10-40	µg/L	100			-	-	-	-	-	-	105	-	-	-	-	-	-	-	-	104	-	-
	Total EPH C6-40	µg/L	100			-	-	-	-	-	-	105	-	-	-	-	-	-	-	-	104	-	-
	GRO >C5-12	µg/L	50			-	<50	<50	<50	<50	<50	<50	-	-	-	<50	<50	<50	<50	<50	<50	-	-

						Investigation Phase	GI	GI	LTM	LTM	LTM	LTM	LTM	GI	GI	GI	GI	LTM	LTM	LTM	LTM	LTM	LTM	GI	GI
						Location_Code	BH10003	BH10003	BH10003	BH10003	BH10003	BH10003	BH10003	BH10004	BH10004	BH10004	BH10004	BH10004	BH10004	BH10004	BH10004	BH10004	BH10004	BH10008	BH10008
						Sampled_Date	14/01/2020	05/03/2020	08/04/2020	23/04/2020	02/07/2020	02/07/2020	09/09/2020	24/10/2019	06/11/2019	14/01/2020	04/03/2020	08/04/2020	23/04/2020	21/05/2020	02/07/2020	09/09/2020	24/10/2019	06/11/2019
						Sample_Depth	0.04	21.5	22	22	17.5	17.5	0.7	1.5	0.56	0.92	5.5	6	6	5.5	6	2	4.87	4.91
Chem_Group	**ChemName**	**output unit**	**EQL**	**UK Drinking Water Standards**	**UK Freshwater EQS**																				
	Total Petroleum Hydrocarbons	µg/L	10	10[#20]	50[#21]	-	-	-	-	-	-	-	-	-	-	-	-	-	-	-	-	-	-
	Total Petroleum Hydrocarbons (Filtered)	µg/L	10	10[#20]	50[#21]	-	-	-	-	-	-	-	-	-	-	-	-	-	-	-	-	-	-
BTEX and MTBE	Benzene	µg/L	1	1[#1]	10[#2]	-	<7	<7	<7	<7	<7	<7	<1	-	-	<7	<7	<7	<7	<7	<7	<1	-
	Benzene (Filtered)	µg/L	1	1[#1]	10[#2]	<1	-	-	-	-	-	-	<1	-	<1	-	-	-	-	-	-	<1	-
	Toluene	µg/L	1	700[#22]	74[#2]	-	<4	<4	<4	<4	<4	<4	<1	-	-	<4	<4	<4	<4	<4	<4	<1	-
	Toluene (Filtered)	µg/L	1	700[#22]	74[#2]	<1	-	-	-	-	-	-	<1	-	<1	-	-	-	-	-	-	<1	-
	Ethylbenzene	µg/L	1	300[#22]	20[#23]	-	<5	<5	<5	<5	<5	<5	<1	-	-	<5	<5	<5	<5	<5	<5	<1	-
	Ethylbenzene (Filtered)	µg/L	1	300[#22]	20[#23]	<1	-	-	-	-	-	-	<1	-	<1	-	-	-	-	-	-	<1	-
	Xylene (m & p)	µg/L	1	250[#24]	15[#25]	-	<8	<8	<8	<8	<8	<8	<1	-	-	<8	<8	<8	<8	<8	<8	<1	-
	Xylene (m & p) (Filtered)	µg/L	1	250[#24]	15[#25]	<1	-	-	-	-	-	-	<1	-	<1	-	-	-	-	-	-	<1	-
	Xylene (o)	µg/L	1	250[#24]	15[#25]	-	<3	<3	<3	<3	<3	<3	<1	-	-	<3	<3	<3	<3	<3	<3	<1	-
	Xylene (o) (Filtered)	µg/L	1	250[#24]	15[#25]	<1	-	-	-	-	-	-	<1	-	<1	-	-	-	-	-	-	<1	-
	Xylene Total	µg/L	2	500[#22]	30[#3]	-	<11	<11	<11	<11	<11	<11	-	-	-	<11	<11	<11	<11	<11	<11	-	-
	MTBE	µg/L	1	15[#26]	15[#27]	-	<3	<3	<3	<3	<3	<3	<1	-	-	<3	<3	<3	<3	<3	<3	<1	-
	MTBE (Filtered)	µg/L	1	15[#26]	15[#27]	<1	-	-	-	-	-	-	<1	-	<1	-	-	-	-	-	-	<1	-
	Total BTEX	µg/L	28			-	<28	<28	<28	<28	<28	<28	-	-	-	<28	<28	<28	<28	<28	<28	-	-
VOC	Styrene	µg/L	1		50[#3]	-	-	-	-	-	-	-	-	-	-	-	-	-	-	-	-	-	-
	Styrene (Filtered)	µg/L	1		50[#3]	-	-	-	-	-	-	-	-	-	-	-	-	-	-	-	-	-	-
	cis-1,3-dichloropropene	µg/L	1			-	-	-	-	-	-	-	-	-	-	-	-	-	-	-	-	-	-
	cis-1,3-dichloropropene (Filtered)	µg/L	1			-	-	-	-	-	-	-	-	-	-	-	-	-	-	-	-	-	-
	trans-1,3-dichloropropene	µg/L	1			-	-	-	-	-	-	-	-	-	-	-	-	-	-	-	-	-	-
	trans-1,3-dichloropropene (Filtered)	µg/L	1			-	-	-	-	-	-	-	-	-	-	-	-	-	-	-	-	-	-
	1,1,1,2-tetrachloroethane	µg/L	1		70[#28]	-	-	-	-	-	-	-	-	-	-	-	-	-	-	-	-	-	-
	1,1,1,2-tetrachloroethane (Filtered)	µg/L	1		70[#28]	-	-	-	-	-	-	-	-	-	-	-	-	-	-	-	-	-	-
	1,1,1-trichloroethane	µg/L	1	2000[#29]	100[#3]	-	-	-	-	-	-	-	-	-	-	-	-	-	-	-	-	-	-
	1,1,1-trichloroethane (Filtered)	µg/L	1	2000[#29]	100[#3]	-	-	-	-	-	-	-	-	-	-	-	-	-	-	-	-	-	-
	1,1,2,2-tetrachloroethane	µg/L	1		70[#28]	-	-	-	-	-	-	-	-	-	-	-	-	-	-	-	-	-	-
	1,1,2,2-tetrachloroethane (Filtered)	µg/L	1		70[#28]	-	-	-	-	-	-	-	-	-	-	-	-	-	-	-	-	-	-
	1,1,2-trichloroethane	µg/L	1		400[#3]	-	-	-	-	-	-	-	-	-	-	-	-	-	-	-	-	-	-
	1,1,2-trichloroethane (Filtered)	µg/L	1		400[#3]	-	-	-	-	-	-	-	-	-	-	-	-	-	-	-	-	-	-
	1,1-dichloroethane	µg/L	1	2.8[#30]		-	-	-	-	-	-	-	-	-	-	-	-	-	-	-	-	-	-
	1,1-dichloroethane (Filtered)	µg/L	1	2.8[#30]		-	-	-	-	-	-	-	-	-	-	-	-	-	-	-	-	-	-
	1,1-dichloroethene	µg/L	1	140[#31]		-	-	-	-	-	-	-	-	-	-	-	-	-	-	-	-	-	-
	1,1-dichloroethene (Filtered)	µg/L	1	140[#31]		-	-	-	-	-	-	-	-	-	-	-	-	-	-	-	-	-	-
	1,1-dichloropropene	µg/L	1			-	-	-	-	-	-	-	-	-	-	-	-	-	-	-	-	-	-
	1,1-dichloropropene (Filtered)	µg/L	1			-	-	-	-	-	-	-	-	-	-	-	-	-	-	-	-	-	-
	1,2,3-trichloropropane	µg/L	1			-	-	-	-	-	-	-	-	-	-	-	-	-	-	-	-	-	-
	1,2,3-trichloropropane (Filtered)	µg/L	1			-	-	-	-	-	-	-	-	-	-	-	-	-	-	-	-	-	-
	1,2,4-trimethylbenzene	µg/L	1			-	-	-	-	-	-	-	-	-	-	-	-	-	-	-	-	-	-
	1,2,4-trimethylbenzene (Filtered)	µg/L	1			-	-	-	-	-	-	-	-	-	-	-	-	-	-	-	-	-	-
	1,2-dibromo-3-chloropropane	µg/L	1			-	-	-	-	-	-	-	-	-	-	-	-	-	-	-	-	-	-
	1,2-dibromo-3-chloropropane (Filtered)	µg/L	2			-	-	-	-	-	-	-	-	-	-	-	-	-	-	-	-	-	-
	1,2-dibromoethane	µg/L	1			-	-	-	-	-	-	-	-	-	-	-	-	-	-	-	-	-	-
	1,2-dibromoethane (Filtered)	µg/L	1			-	-	-	-	-	-	-	-	-	-	-	-	-	-	-	-	-	-
	1,2-dichloroethane	µg/L	1	3[#1]	10[#2]	-	-	-	-	-	-	-	-	-	-	-	-	-	-	-	-	-	-
	1,2-dichloroethane (Filtered)	µg/L	2	3[#1]	10[#2]	-	-	-	-	-	-	-	-	-	-	-	-	-	-	-	-	-	-
	1,2-dichloropropane	µg/L	1			-	-	-	-	-	-	-	-	-	-	-	-	-	-	-	-	-	-
	1,2-dichloropropane (Filtered)	µg/L	1			-	-	-	-	-	-	-	-	-	-	-	-	-	-	-	-	-	-
	1,3,5-trimethylbenzene	µg/L	1			-	-	-	-	-	-	-	-	-	-	-	-	-	-	-	-	-	-
	1,3,5-trimethylbenzene (Filtered)	µg/L	1			-	-	-	-	-	-	-	-	-	-	-	-	-	-	-	-	-	-
	1,3-dichloropropane	µg/L	1			-	-	-	-	-	-	-	-	-	-	-	-	-	-	-	-	-	-
	1,3-dichloropropane (Filtered)	µg/L	1			-	-	-	-	-	-	-	-	-	-	-	-	-	-	-	-	-	-
	2,2-dichloropropane	µg/L	1			-	-	-	-	-	-	-	-	-	-	-	-	-	-	-	-	-	-
	2,2-dichloropropane (Filtered)	µg/L	1			-	-	-	-	-	-	-	-	-	-	-	-	-	-	-	-	-	-
	2-chlorotoluene	µg/L	1			-	-	-	-	-	-	-	-	-	-	-	-	-	-	-	-	-	-
	2-chlorotoluene (Filtered)	µg/L	1			-	-	-	-	-	-	-	-	-	-	-	-	-	-	-	-	-	-
	4-chlorotoluene	µg/L	1			-	-	-	-	-	-	-	-	-	-	-	-	-	-	-	-	-	-
	4-chlorotoluene (Filtered)	µg/L	1			-	-	-	-	-	-	-	-	-	-	-	-	-	-	-	-	-	-
	Bromobenzene	µg/L	1			-	-	-	-	-	-	-	-	-	-	-	-	-	-	-	-	-	-
	Bromobenzene (Filtered)	µg/L	1			-	-	-	-	-	-	-	-	-	-	-	-	-	-	-	-	-	-
	Bromochloromethane	µg/L	1			-	-	-	-	-	-	-	-	-	-	-	-	-	-	-	-	-	-
	Bromochloromethane (Filtered)	µg/L	5			-	-	-	-	-	-	-	-	-	-	-	-	-	-	-	-	-	-
	Bromodichloromethane	µg/L	1	25[#32]		-	-	-	-	-	-	-	-	-	-	-	-	-	-	-	-	-	-
	Bromodichloromethane (Filtered)	µg/L	10	25[#32]		-	-	-	-	-	-	-	-	-	-	-	-	-	-	-	-	-	-
	Bromoform	µg/L	1	25[#32]		-	-	-	-	-	-	-	-	-	-	-	-	-	-	-	-	-	-
	Bromoform (Filtered)	µg/L	1	25[#32]		-	-	-	-	-	-	-	-	-	-	-	-	-	-	-	-	-	-
	Bromomethane	µg/L	1			-	-	-	-	-	-	-	-	-	-	-	-	-	-	-	-	-	-
	Bromomethane (Filtered)	µg/L	1			-	-	-	-	-	-	-	-	-	-	-	-	-	-	-	-	-	-
	Carbon disulfide	µg/L	1			-	-	-	-	-	-	-	-	-	-	-	-	-	-	-	-	-	-
	Carbon disulfide (Filtered)	µg/L	1			-	-	-	-	-	-	-	-	-	-	-	-	-	-	-	-	-	-
	Carbon tetrachloride	µg/L	1	3[#1]	12[#2]	-	-	-	-	-	-	-	-	-	-	-	-	-	-	-	-	-	-
	Carbon tetrachloride (Filtered)	µg/L	1	3[#1]	12[#2]	-	-	-	-	-	-	-	-	-	-	-	-	-	-	-	-	-	-
	Chlorodibromomethane	µg/L	1	25[#32]		-	-	-	-	-	-	-	-	-	-	-	-	-	-	-	-	-	-
	Chlorodibromomethane (Filtered)	µg/L	3	25[#32]		-	-	-	-	-	-	-	-	-	-	-	-	-	-	-	-	-	-
	Chloroethane	µg/L	1			-	-	-	-	-	-	-	-	-	-	-	-	-	-	-	-	-	-
	Chloroethane (Filtered)	µg/L	1			-	-	-	-	-	-	-	-	-	-	-	-	-	-	-	-	-	-
	Chloroform	µg/L	1	25[#32]	2.5[#2]	-	-	-	-	-	-	-	-	-	-	-	-	-	-	-	-	-	-
	Chloroform (Filtered)	µg/L	1	25[#32]	2.5[#2]	-	-	-	-	-	-	-	-	-	-	-	-	-	-	-	-	-	-
	Chloromethane	µg/L	1			-	-	-	-	-	-	-	-	-	-	-	-	-	-	-	-	-	-
	Chloromethane (Filtered)	µg/L	10			-	-	-	-	-	-	-	-	-	-	-	-	-	-	-	-	-	-
	cis-1,2-dichloroethene	µg/L	1	25[#33]		-	-	-	-	-	-	-	-	-	-	-	-	-	-	-	-	-	-

						Investigation Phase	GI	GI	LTM	LTM	LTM	LTM	LTM	GI	GI	GI	GI	LTM	LTM	LTM	LTM	LTM	GI	GI
						Location_Code	BH10003	BH10003	BH10003	BH10003	BH10003	BH10003	BH10003	BH10004	BH10004	BH10004	BH10004	BH10004	BH10004	BH10004	BH10004	BH10004	BH10004	BH10008	BH10008
						Sampled_Date	14/01/2020	05/03/2020	08/04/2020	23/04/2020	02/07/2020	02/07/2020	09/09/2020	24/10/2019	06/11/2019	14/01/2020	04/03/2020	08/04/2020	23/04/2020	21/05/2020	02/07/2020	09/09/2020	24/10/2019	06/11/2019
						Sample_Depth	0.04	21.5	22	22	17.5	17.5	0.7	1.5	0.56	0.92	5.5	6	6	5.5	6	2	4.87	4.91
Chem_Group	**ChemName**	**output unit**	**EQL**	**UK Drinking Water Standards**	**UK Freshwater EQS**																			
	cis-1,2-dichloroethene (Filtered)	µg/L	1	25[#33]		-	-	-	-	-	-	-	-	-	-	-	-	-	-	-	-	-	-	-
	Dibromomethane	µg/L	1			-	-	-	-	-	-	-	-	-	-	-	-	-	-	-	-	-	-	-
	Dibromomethane (Filtered)	µg/L	1			-	-	-	-	-	-	-	-	-	-	-	-	-	-	-	-	-	-	-
	Dichlorodifluoromethane	µg/L	1			-	-	-	-	-	-	-	-	-	-	-	-	-	-	-	-	-	-	-
	Dichlorodifluoromethane (Filtered)	µg/L	1			-	-	-	-	-	-	-	-	-	-	-	-	-	-	-	-	-	-	-
	Dichloromethane	µg/L	3		20[#2]	-	-	-	-	-	-	-	-	-	-	-	-	-	-	-	-	-	-	-
	Dichloromethane (Filtered)	µg/L	5		20[#2]	-	-	-	-	-	-	-	-	-	-	-	-	-	-	-	-	-	-	-
	Isopropylbenzene	µg/L	1			-	-	-	-	-	-	-	-	-	-	-	-	-	-	-	-	-	-	-
	Isopropylbenzene (Filtered)	µg/L	1			-	-	-	-	-	-	-	-	-	-	-	-	-	-	-	-	-	-	-
	n-butylbenzene	µg/L	1			-	-	-	-	-	-	-	-	-	-	-	-	-	-	-	-	-	-	-
	n-butylbenzene (Filtered)	µg/L	1			-	-	-	-	-	-	-	-	-	-	-	-	-	-	-	-	-	-	-
	n-propylbenzene	µg/L	1			-	-	-	-	-	-	-	-	-	-	-	-	-	-	-	-	-	-	-
	n-propylbenzene (Filtered)	µg/L	1			-	-	-	-	-	-	-	-	-	-	-	-	-	-	-	-	-	-	-
	p-isopropyltoluene	µg/L	1			-	-	-	-	-	-	-	-	-	-	-	-	-	-	-	-	-	-	-
	p-isopropyltoluene (Filtered)	µg/L	1			-	-	-	-	-	-	-	-	-	-	-	-	-	-	-	-	-	-	-
	sec-butylbenzene	µg/L	1			-	-	-	-	-	-	-	-	-	-	-	-	-	-	-	-	-	-	-
	sec-butylbenzene (Filtered)	µg/L	1			-	-	-	-	-	-	-	-	-	-	-	-	-	-	-	-	-	-	-
	Trichloroethene	µg/L	1	5[#34]	10[#2]	-	-	-	-	-	-	-	-	-	-	-	-	-	-	-	-	-	-	-
	Trichloroethene (Filtered)	µg/L	1	5[#34]	10[#2]	-	-	-	-	-	-	-	-	-	-	-	-	-	-	-	-	-	-	-
	tert-butylbenzene	µg/L	1			-	-	-	-	-	-	-	-	-	-	-	-	-	-	-	-	-	-	-
	tert-butylbenzene (Filtered)	µg/L	2			-	-	-	-	-	-	-	-	-	-	-	-	-	-	-	-	-	-	-
	Tetrachloroethene	µg/L	1	5[#34]	10[#2]	-	-	-	-	-	-	-	-	-	-	-	-	-	-	-	-	-	-	-
	Tetrachloroethene (Filtered)	µg/L	1	5[#34]	10[#2]	-	-	-	-	-	-	-	-	-	-	-	-	-	-	-	-	-	-	-
	trans-1,2-dichloroethene	µg/L	1	25[#33]		-	-	-	-	-	-	-	-	-	-	-	-	-	-	-	-	-	-	-
	trans-1,2-dichloroethene (Filtered)	µg/L	1	25[#33]		-	-	-	-	-	-	-	-	-	-	-	-	-	-	-	-	-	-	-
	Trichlorofluoromethane	µg/L	1			-	-	-	-	-	-	-	-	-	-	-	-	-	-	-	-	-	-	-
	Trichlorofluoromethane (Filtered)	µg/L	1			-	-	-	-	-	-	-	-	-	-	-	-	-	-	-	-	-	-	-
	Vinyl chloride	µg/L	1	0.5[#1]		-	-	-	-	-	-	-	-	-	-	-	-	-	-	-	-	-	-	-
	Vinyl chloride (Filtered)	µg/L	1	0.5[#1]		-	-	-	-	-	-	-	-	-	-	-	-	-	-	-	-	-	-	-
	tert-Amyl methyl ether	µg/L	1			-	-	-	-	-	-	-	-	-	-	-	-	-	-	-	-	-	-	-
VOC/SVOC	1,2,3-trichlorobenzene	µg/L	0.01		0.13[#35]	-	-	-	-	-	-	-	-	-	-	-	-	-	-	-	-	-	-	-
	1,2,3-trichlorobenzene (Filtered)	µg/L	0.01		0.13[#35]	-	-	-	-	-	-	-	-	-	-	-	-	-	-	-	-	-	-	-
	1,2,4-trichlorobenzene	µg/L	0.01		0.13[#35]	-	-	-	-	-	-	-	-	-	-	-	-	-	-	-	-	-	-	-
	1,2,4-trichlorobenzene (Filtered)	µg/L	0.01		0.13[#35]	-	-	-	-	-	-	-	-	-	-	-	-	-	-	-	-	-	-	-
	1,2-dichlorobenzene	µg/L	1		6.7[#36]	-	-	-	-	-	-	-	-	-	-	-	-	-	-	-	-	-	-	-
	1,2-dichlorobenzene (Filtered)	µg/L	1		6.7[#36]	-	-	-	-	-	-	-	-	-	-	-	-	-	-	-	-	-	-	-
	1,3,5-Trichlorobenzene	µg/L	0.01		0.13[#35]	-	-	-	-	-	-	-	-	-	-	-	-	-	-	-	-	-	-	-
	1,3,5-Trichlorobenzene (Filtered)	µg/L	0.01		0.13[#35]	-	-	-	-	-	-	-	-	-	-	-	-	-	-	-	-	-	-	-
	1,3-dichlorobenzene	µg/L	1		6.7[#36]	-	-	-	-	-	-	-	-	-	-	-	-	-	-	-	-	-	-	-
	1,3-dichlorobenzene (Filtered)	µg/L	1		6.7[#36]	-	-	-	-	-	-	-	-	-	-	-	-	-	-	-	-	-	-	-
	1,4-dichlorobenzene	µg/L	1		6.7[#36]	-	-	-	-	-	-	-	-	-	-	-	-	-	-	-	-	-	-	-
	1,4-dichlorobenzene (Filtered)	µg/L	1		6.7[#36]	-	-	-	-	-	-	-	-	-	-	-	-	-	-	-	-	-	-	-
	Chlorobenzene	µg/L	1	100[#37]		-	-	-	-	-	-	-	-	-	-	-	-	-	-	-	-	-	-	-
	Chlorobenzene (Filtered)	µg/L	1	100[#37]		-	-	-	-	-	-	-	-	-	-	-	-	-	-	-	-	-	-	-
	Hexachlorobutadiene	µg/L	0.01		0.6(MAC)[#10]	-	-	-	-	-	-	-	-	-	-	-	-	-	-	-	-	-	-	-
	Hexachlorobutadiene (Filtered)	µg/L	0.01		0.6(MAC)[#10]	-	-	-	-	-	-	-	-	-	-	-	-	-	-	-	-	-	-	-
SVOC	4-bromophenyl phenyl ether	µg/L	1			-	-	-	-	-	-	-	-	-	-	-	-	-	-	-	-	-	-	-
	4-bromophenyl phenyl ether (Filtered)	µg/L	1			-	-	-	-	-	-	-	-	-	-	-	-	-	-	-	-	-	-	-
	4-nitroaniline	µg/L	1			-	-	-	-	-	-	-	-	-	-	-	-	-	-	-	-	-	-	-
	4-nitrophenol	µg/L	1			-	-	-	-	-	-	-	-	-	-	-	-	-	-	-	-	-	-	-
	4-nitrophenol (Filtered)	µg/L	1			-	-	-	-	-	-	-	-	-	-	-	-	-	-	-	-	-	-	-
	Perylene (Filtered)	µg/L	1			-	-	-	-	-	-	-	-	-	-	-	-	-	-	-	-	-	-	-
	2,4,5-trichlorophenol	µg/L	1			-	-	-	-	-	-	-	-	-	-	-	-	-	-	-	-	-	-	-
	2,4,5-trichlorophenol (Filtered)	µg/L	1			-	-	-	-	-	-	-	-	-	-	-	-	-	-	-	-	-	-	-
	2,4,6-trichlorophenol	µg/L	1			-	-	-	-	-	-	-	-	-	-	-	-	-	-	-	-	-	-	-
	2,4,6-trichlorophenol (Filtered)	µg/L	1			-	-	-	-	-	-	-	-	-	-	-	-	-	-	-	-	-	-	-
	2,4-dichlorophenol	µg/L	1		4.2[#2]	-	-	-	-	-	-	-	-	-	-	-	-	-	-	-	-	-	-	-
	2,4-dichlorophenol (Filtered)	µg/L	1		4.2[#2]	-	-	-	-	-	-	-	-	-	-	-	-	-	-	-	-	-	-	-
	2,4-dimethylphenol	µg/L	1			-	-	-	-	-	-	-	-	-	-	-	-	-	-	-	-	-	-	-
	2,4-dimethylphenol (Filtered)	µg/L	1			-	-	-	-	-	-	-	-	-	-	-	-	-	-	-	-	-	-	-
	2,4-dinitrotoluene	µg/L	1			-	-	-	-	-	-	-	-	-	-	-	-	-	-	-	-	-	-	-
	2,4-dinitrotoluene (Filtered)	µg/L	1			-	-	-	-	-	-	-	-	-	-	-	-	-	-	-	-	-	-	-
	2,6-dinitrotoluene	µg/L	1			-	-	-	-	-	-	-	-	-	-	-	-	-	-	-	-	-	-	-
	2,6-dinitrotoluene (Filtered)	µg/L	1			-	-	-	-	-	-	-	-	-	-	-	-	-	-	-	-	-	-	-
	2-chloronaphthalene	µg/L	1			-	-	-	-	-	-	-	-	-	-	-	-	-	-	-	-	-	-	-
	2-chloronaphthalene (Filtered)	µg/L	1			-	-	-	-	-	-	-	-	-	-	-	-	-	-	-	-	-	-	-
	2-chlorophenol	µg/L	1		50[#3]	-	-	-	-	-	-	-	-	-	-	-	-	-	-	-	-	-	-	-
	2-chlorophenol (Filtered)	µg/L	1		50[#3]	-	-	-	-	-	-	-	-	-	-	-	-	-	-	-	-	-	-	-
	2-methylnaphthalene	µg/L	1			-	-	-	-	-	-	-	-	-	-	-	-	-	-	-	-	-	-	-
	2-methylnaphthalene (Filtered)	µg/L	1			-	-	-	-	-	-	-	-	-	-	-	-	-	-	-	-	-	-	-
	2-methylphenol	µg/L	1			-	-	-	-	-	-	-	-	-	-	-	-	-	-	-	-	-	-	-
	2-methylphenol (Filtered)	µg/L	1			-	-	-	-	-	-	-	-	-	-	-	-	-	-	-	-	-	-	-
	2-nitroaniline	µg/L	1			-	-	-	-	-	-	-	-	-	-	-	-	-	-	-	-	-	-	-
	2-nitrophenol	µg/L	1			-	-	-	-	-	-	-	-	-	-	-	-	-	-	-	-	-	-	-
	2-nitrophenol (Filtered)	µg/L	1			-	-	-	-	-	-	-	-	-	-	-	-	-	-	-	-	-	-	-
	3-nitroaniline	µg/L	1			-	-	-	-	-	-	-	-	-	-	-	-	-	-	-	-	-	-	-
	4,6-Dinitro-2-methylphenol	µg/L				-	-	-	-	-	-	-	-	-	-	-	-	-	-	-	-	-	-	-
	4-chloro-3-methylphenol	µg/L	1		40[#3]	-	-	-	-	-	-	-	-	-	-	-	-	-	-	-	-	-	-	-
	4-chloro-3-methylphenol (Filtered)	µg/L	1		40[#3]	-	-	-	-	-	-	-	-	-	-	-	-	-	-	-	-	-	-	-
	4-chloroaniline	µg/L	1			-	-	-	-	-	-	-	-	-	-	-	-	-	-	-	-	-	-	-
	4-chlorophenyl phenyl ether	µg/L	1			-	-	-	-	-	-	-	-	-	-	-	-	-	-	-	-	-	-	-

						Investigation Phase	GI	GI	LTM	LTM	LTM	LTM	LTM	GI	GI	GI	GI	LTM	LTM	LTM	LTM	LTM	GI	GI
						Location_Code	BH10003	BH10003	BH10003	BH10003	BH10003	BH10003	BH10003	BH10004	BH10004	BH10004	BH10004	BH10004	BH10004	BH10004	BH10004	BH10004	BH10004	BH10008	BH10008
						Sampled_Date	14/01/2020	05/03/2020	08/04/2020	23/04/2020	02/07/2020	02/07/2020	09/09/2020	24/10/2019	06/11/2019	14/01/2020	04/03/2020	08/04/2020	23/04/2020	21/05/2020	02/07/2020	09/09/2020	24/10/2019	06/11/2019
						Sample_Depth	0.04	21.5	22	22	17.5	17.5	0.7	1.5	0.56	0.92	5.5	6	6	5.5	6	2	4.87	4.91
Chem_Group	**ChemName**	**output unit**	**EQL**	**UK Drinking Water Standards**	**UK Freshwater EQS**																			
	4-methylphenol	µg/L	1			-	-	-	-	-	-	-	-	-	-	-	-	-	-	-	-	-	-	-
	Azobenzene	µg/L	1			-	-	-	-	-	-	-	-	-	-	-	-	-	-	-	-	-	-	-
	Bis(2-chloroethoxy) methane	µg/L	1			-	-	-	-	-	-	-	-	-	-	-	-	-	-	-	-	-	-	-
	Bis(2-chloroethoxy) methane (Filtered)	µg/L	1			-	-	-	-	-	-	-	-	-	-	-	-	-	-	-	-	-	-	-
	Bis(2-chloroethyl)ether	µg/L	1			-	-	-	-	-	-	-	-	-	-	-	-	-	-	-	-	-	-	-
	Bis(2-chloroethyl)ether (Filtered)	µg/L	1			-	-	-	-	-	-	-	-	-	-	-	-	-	-	-	-	-	-	-
	Bis(2-chloroisopropyl) ether (Filtered)	µg/L	1			-	-	-	-	-	-	-	-	-	-	-	-	-	-	-	-	-	-	-
	Bis(2-ethylhexyl) phthalate	µg/L	2		1.3[#2]	-	-	-	-	-	-	-	-	-	-	-	-	-	-	-	-	-	-	-
	Bis(2-ethylhexyl) phthalate (Filtered)	µg/L	10		1.3[#2]	-	-	-	-	-	-	-	-	-	-	-	-	-	-	-	-	-	-	-
	Butyl benzyl phthalate	µg/L	1		7.5[#2]	-	-	-	-	-	-	-	-	-	-	-	-	-	-	-	-	-	-	-
	Butyl benzyl phthalate (Filtered)	µg/L	1		7.5[#2]	-	-	-	-	-	-	-	-	-	-	-	-	-	-	-	-	-	-	-
	Carbazole	µg/L	1			-	-	-	-	-	-	-	-	-	-	-	-	-	-	-	-	-	-	-
	Carbazole (Filtered)	µg/L	1			-	-	-	-	-	-	-	-	-	-	-	-	-	-	-	-	-	-	-
	Dibenzofuran	µg/L	1			-	-	-	-	-	-	-	-	-	-	-	-	-	-	-	-	-	-	-
	Dibenzofuran (Filtered)	µg/L	1			-	-	-	-	-	-	-	-	-	-	-	-	-	-	-	-	-	-	-
	Diethylphthalate	µg/L	1		200[#3]	-	-	-	-	-	-	-	-	-	-	-	-	-	-	-	-	-	-	-
	Diethylphthalate (Filtered)	µg/L	1		200[#3]	-	-	-	-	-	-	-	-	-	-	-	-	-	-	-	-	-	-	-
	Dimethyl phthalate	µg/L	1		800[#3]	-	-	-	-	-	-	-	-	-	-	-	-	-	-	-	-	-	-	-
	Dimethyl phthalate (Filtered)	µg/L	1		800[#3]	-	-	-	-	-	-	-	-	-	-	-	-	-	-	-	-	-	-	-
	Di-n-butyl phthalate	µg/L	1		8[#3]	-	-	-	-	-	-	-	-	-	-	-	-	-	-	-	-	-	-	-
	Di-n-butyl phthalate (Filtered)	µg/L	1		8[#3]	-	-	-	-	-	-	-	-	-	-	-	-	-	-	-	-	-	-	-
	Di-n-octyl phthalate	µg/L	5		20[#3]	-	-	-	-	-	-	-	-	-	-	-	-	-	-	-	-	-	-	-
	Di-n-octyl phthalate (Filtered)	µg/L	10		20[#3]	-	-	-	-	-	-	-	-	-	-	-	-	-	-	-	-	-	-	-
	Hexachlorobenzene	µg/L	0.01		0.05(MAC)[#10]	-	-	-	-	-	-	-	-	-	-	-	-	-	-	-	-	-	-	-
	Hexachlorobenzene (Filtered)	µg/L	0.01		0.05(MAC)[#10]	-	-	-	-	-	-	-	-	-	-	-	-	-	-	-	-	-	-	-
	Hexachlorocyclopentadiene	µg/L	1			-	-	-	-	-	-	-	-	-	-	-	-	-	-	-	-	-	-	-
	Hexachlorocyclopentadiene (Filtered)	µg/L	1			-	-	-	-	-	-	-	-	-	-	-	-	-	-	-	-	-	-	-
	Hexachloroethane	µg/L	1			-	-	-	-	-	-	-	-	-	-	-	-	-	-	-	-	-	-	-
	Hexachloroethane (Filtered)	µg/L	1			-	-	-	-	-	-	-	-	-	-	-	-	-	-	-	-	-	-	-
	Isophorone	µg/L	1			-	-	-	-	-	-	-	-	-	-	-	-	-	-	-	-	-	-	-
	Isophorone (Filtered)	µg/L	1			-	-	-	-	-	-	-	-	-	-	-	-	-	-	-	-	-	-	-
	Nitrobenzene	µg/L	1			-	-	-	-	-	-	-	-	-	-	-	-	-	-	-	-	-	-	-
	Nitrobenzene (Filtered)	µg/L	1			-	-	-	-	-	-	-	-	-	-	-	-	-	-	-	-	-	-	-
	N-nitrosodi-n-propylamine	µg/L	1			-	-	-	-	-	-	-	-	-	-	-	-	-	-	-	-	-	-	-
	N-nitrosodi-n-propylamine (Filtered)	µg/L	1			-	-	-	-	-	-	-	-	-	-	-	-	-	-	-	-	-	-	-
	Pentachlorobenzene	µg/L	0.01		0.007[#2]	-	-	-	-	-	-	-	-	-	-	-	-	-	-	-	-	-	-	-
	Pentachlorobenzene (Filtered)	µg/L	0.01		0.007[#2]	-	-	-	-	-	-	-	-	-	-	-	-	-	-	-	-	-	-	-
	Pentachloronitrobenzene	µg/L	0.01			-	-	-	-	-	-	-	-	-	-	-	-	-	-	-	-	-	-	-
	Pentachloronitrobenzene (Filtered)	µg/L	0.01			-	-	-	-	-	-	-	-	-	-	-	-	-	-	-	-	-	-	-
	Pentachlorophenol	µg/L	1		0.4[#2]	-	-	-	-	-	-	-	-	-	-	-	-	-	-	-	-	-	-	-
	Pentachlorophenol (Filtered)	µg/L	0.02		0.4[#2]	-	-	-	-	-	-	-	-	-	-	-	-	-	-	-	-	-	-	-
PCB	Heptachlorobiphenyl, 2,3,3,4,4,5,5- (PCB 189)	µg/L	0.015			-	-	-	-	-	-	-	-	-	-	-	-	-	-	-	-	-	-	-
	Heptachlorobiphenyl, 2,3,3,4,4,5,5- (PCB 189) (Filtered)	µg/L	0.001			-	-	-	-	-	-	-	-	-	-	-	-	-	-	-	-	-	-	-
	Hexachlorobiphenyl, 2,3,3,4,4,5- (PCB 156)	µg/L	0.015			-	-	-	-	-	-	-	-	-	-	-	-	-	-	-	-	-	-	-
	Hexachlorobiphenyl, 2,3,3,4,4,5- (PCB 156) (Filtered)	µg/L	0.001			-	-	-	-	-	-	-	-	-	-	-	-	-	-	-	-	-	-	-
	Hexachlorobiphenyl, 2,3,3,4,4,5- (PCB 157)	µg/L	0.015			-	-	-	-	-	-	-	-	-	-	-	-	-	-	-	-	-	-	-
	Hexachlorobiphenyl, 2,3,3,4,4,5- (PCB 157) (Filtered)	µg/L	0.001			-	-	-	-	-	-	-	-	-	-	-	-	-	-	-	-	-	-	-
	Hexachlorobiphenyl, 2,3,4,4,5,5- (PCB 167)	µg/L	0.015			-	-	-	-	-	-	-	-	-	-	-	-	-	-	-	-	-	-	-
	Hexachlorobiphenyl, 2,3,4,4,5,5- (PCB 167) (Filtered)	µg/L	0.001			-	-	-	-	-	-	-	-	-	-	-	-	-	-	-	-	-	-	-
	Hexachlorobiphenyl, 3,3,4,4,5,5- (PCB 169)	µg/L	0.015			-	-	-	-	-	-	-	-	-	-	-	-	-	-	-	-	-	-	-
	Hexachlorobiphenyl, 3,3,4,4,5,5- (PCB 169) (Filtered)	µg/L	0.001			-	-	-	-	-	-	-	-	-	-	-	-	-	-	-	-	-	-	-
	PCB 101	µg/L	0.015			-	-	-	-	-	-	-	-	-	-	-	-	-	-	-	-	-	-	-
	PCB 101 (Filtered)	µg/L	0.001			-	-	-	-	-	-	-	-	-	-	-	-	-	-	-	-	-	-	-
	PCB 118	µg/L	0.015			-	-	-	-	-	-	-	-	-	-	-	-	-	-	-	-	-	-	-
	PCB 118 (Filtered)	µg/L	0.002			-	-	-	-	-	-	-	-	-	-	-	-	-	-	-	-	-	-	-
	PCB 138	µg/L	0.015			-	-	-	-	-	-	-	-	-	-	-	-	-	-	-	-	-	-	-
	PCB 138 (Filtered)	µg/L	0.001			-	-	-	-	-	-	-	-	-	-	-	-	-	-	-	-	-	-	-
	PCB 153	µg/L	0.015			-	-	-	-	-	-	-	-	-	-	-	-	-	-	-	-	-	-	-
	PCB 153 (Filtered)	µg/L	0.001			-	-	-	-	-	-	-	-	-	-	-	-	-	-	-	-	-	-	-
	PCB 180	µg/L	0.015			-	-	-	-	-	-	-	-	-	-	-	-	-	-	-	-	-	-	-
	PCB 180 (Filtered)	µg/L	0.001			-	-	-	-	-	-	-	-	-	-	-	-	-	-	-	-	-	-	-
	PCB 28	µg/L	0.015			-	-	-	-	-	-	-	-	-	-	-	-	-	-	-	-	-	-	-
	PCB 28 (Filtered)	µg/L	0.001			-	-	-	-	-	-	-	-	-	-	-	-	-	-	-	-	-	-	-
	PCB 52	µg/L	0.015			-	-	-	-	-	-	-	-	-	-	-	-	-	-	-	-	-	-	-
	PCB 52 (Filtered)	µg/L	0.001			-	-	-	-	-	-	-	-	-	-	-	-	-	-	-	-	-	-	-
	Pentachlorobiphenyl, 2,3,3,4,4- (PCB 105)	µg/L	0.015			-	-	-	-	-	-	-	-	-	-	-	-	-	-	-	-	-	-	-
	Pentachlorobiphenyl, 2,3,3,4,4- (PCB 105) (Filtered)	µg/L	0.001			-	-	-	-	-	-	-	-	-	-	-	-	-	-	-	-	-	-	-
	Pentachlorobiphenyl, 2,3,4,4,5- (PCB 114)	µg/L	0.015			-	-	-	-	-	-	-	-	-	-	-	-	-	-	-	-	-	-	-
	Pentachlorobiphenyl, 2,3,4,4,5- (PCB 114) (Filtered)	µg/L	0.001			-	-	-	-	-	-	-	-	-	-	-	-	-	-	-	-	-	-	-
	Pentachlorobiphenyl, 2,3,4,4,5- (PCB 123)	µg/L	0.015			-	-	-	-	-	-	-	-	-	-	-	-	-	-	-	-	-	-	-
	Pentachlorobiphenyl, 2,3,4,4,5- (PCB 123) (Filtered)	µg/L	0.001			-	-	-	-	-	-	-	-	-	-	-	-	-	-	-	-	-	-	-
	Pentachlorobiphenyl, 3,3,4,4,5- (PCB 126)	µg/L	0.015			-	-	-	-	-	-	-	-	-	-	-	-	-	-	-	-	-	-	-
	Pentachlorobiphenyl, 3,3,4,4,5- (PCB 126) (Filtered)	µg/L	0.001			-	-	-	-	-	-	-	-	-	-	-	-	-	-	-	-	-	-	-
	Tetrachlorobiphenyl, 3,3,4,4- (PCB 77)	µg/L	0.015			-	-	-	-	-	-	-	-	-	-	-	-	-	-	-	-	-	-	-
	Tetrachlorobiphenyl, 3,3,4,4- (PCB 77) (Filtered)	µg/L	0.001			-	-	-	-	-	-	-	-	-	-	-	-	-	-	-	-	-	-	-
	Tetrachlorobiphenyl, 3,4,4,5- (PCB 81)	µg/L	0.015			-	-	-	-	-	-	-	-	-	-	-	-	-	-	-	-	-	-	-
	Tetrachlorobiphenyl, 3,4,4,5- (PCB 81) (Filtered)	µg/L	0.001			-	-	-	-	-	-	-	-	-	-	-	-	-	-	-	-	-	-	-
	Total PCB 7 Congeners	µg/L	0.105			-	-	-	-	-	-	-	-	-	-	-	-	-	-	-	-	-	-	-
	Total PCB 7 Congeners and WHO 12 (Filtered)	µg/l	0.001			-	-	-	-	-	-	-	-	-	-	-	-	-	-	-	-	-	-	-
Phenolics	Xylenols (Filtered)	µg/L	0.5			-	<0.5	<0.5	<0.5	<0.5	0.62	<0.5	-	-	-	<0.5	<0.5	<0.5	<0.5	<0.5	<0.5	1.24	-	-
	3-&4-methylphenol (Filtered)	µg/L	1			-	-	-	-	-	-	-	-	-	-	-	-	-	-	-	-	-	-	-

						Investigation Phase	GI	GI	LTM	LTM	LTM	LTM	LTM	GI	GI	GI	GI	LTM	LTM	LTM	LTM	LTM	GI	GI
						Location_Code	BH10003	BH10003	BH10003	BH10003	BH10003	BH10003	BH10003	BH10004	BH10004	BH10004	BH10004	BH10004	BH10004	BH10004	BH10004	BH10004	BH10004	BH10008	BH10008
						Sampled_Date	14/01/2020	05/03/2020	08/04/2020	23/04/2020	02/07/2020	02/07/2020	09/09/2020	24/10/2019	06/11/2019	14/01/2020	04/03/2020	08/04/2020	23/04/2020	21/05/2020	02/07/2020	09/09/2020	24/10/2019	06/11/2019
						Sample_Depth	0.04	21.5	22	22	17.5	17.5	0.7	1.5	0.56	0.92	5.5	6	6	5.5	6	2	4.87	4.91
Chem_Group	**ChemName**	**output unit**	**EQL**	**UK Drinking Water Standards**	**UK Freshwater EQS**																			
	Cresol Total (Filtered)	µg/L	0.5			-	<0.5	<0.5	<0.5	<0.5	<0.5	<0.5	-	-	-	<0.5	<0.5	<0.5	<0.5	<0.5	<0.5	-	-
	Phenol	µg/L	1	5800[#30]	7.7[#2]	-	-	-	-	-	-	-	-	-	-	-	-	-	-	-	-	-	-
	Phenol (Filtered)	µg/L	0.5	5800[#30]	7.7[#2]	-	<0.5	<0.5	<0.5	<0.5	<0.5	<0.5	-	-	-	<0.5	<0.5	<0.5	<0.5	<0.5	<0.5	-	-
	Total Phenols	µg/L	10			-	-	-	-	-	-	-	<10	-	-	-	-	-	-	-	-	<10	-
	Total Phenols (Filtered)	µg/L	10			<10	-	-	-	-	-	-	<10	-	<10	-	-	-	-	-	-	<10	-
	Phenols Monohydric (Filtered)	µg/L	0.5			-	<0.5	<0.5	<0.5	<0.5	0.62	<0.5	-	-	-	<0.5	<0.5	<0.5	<0.5	<0.5	1.24	-	-
Organotins	Dibutyltin (Filtered)	µg/L	0.05			-	-	-	-	-	-	-	-	-	-	-	-	-	-	-	-	-	-
	Monobutyltin (Filtered)	µg/L	0.05			-	-	-	-	-	-	-	-	-	-	-	-	-	-	-	-	-	-
	Tetrabutyltin (Filtered)	µg/L	0.001			-	-	-	-	-	-	-	-	-	-	-	-	-	-	-	-	-	-
	Tributyltin	µg/L	0.001		0.0002[#2]	-	-	-	-	-	-	-	-	-	-	-	-	-	-	-	-	-	-
	Tributyltin (Filtered)	µg/L	0.05		0.0002[#2]	-	-	-	-	-	-	-	-	-	-	-	-	-	-	-	-	-	-
	Triphenyltin (Filtered)	µg/L	0.05		0.02(MAC)[#38]	-	-	-	-	-	-	-	-	-	-	-	-	-	-	-	-	-	-
Pesticides	1-(3.4-Dichlorophenyl) urea (DCPU)	µg/l				-	-	-	-	-	-	-	-	-	-	-	-	-	-	-	-	-	-
	2-(4-Chlorophenoxy)propionic acid, 4-CPP	µg/l				-	-	-	-	-	-	-	-	-	-	-	-	-	-	-	-	-	-
	2-amino-N-(isopropyl)benzamide	µg/l				-	-	-	-	-	-	-	-	-	-	-	-	-	-	-	-	-	-
	2-Chloro-2.6-diethylacetanilide	µg/l				-	-	-	-	-	-	-	-	-	-	-	-	-	-	-	-	-	-
	Acibenzolar-S-methyl	µg/l				-	-	-	-	-	-	-	-	-	-	-	-	-	-	-	-	-	-
	Aminopyralid	µg/l				-	-	-	-	-	-	-	-	-	-	-	-	-	-	-	-	-	-
	Azoxystrobin	µg/L				-	-	-	-	-	-	-	-	-	-	-	-	-	-	-	-	-	-
	BAM	µg/l				-	-	-	-	-	-	-	-	-	-	-	-	-	-	-	-	-	-
	Benalaxyl	µg/l				-	-	-	-	-	-	-	-	-	-	-	-	-	-	-	-	-	-
	Bentazone methyl	µg/l				-	-	-	-	-	-	-	-	-	-	-	-	-	-	-	-	-	-
	Bifenox	µg/L				-	-	-	-	-	-	-	-	-	-	-	-	-	-	-	-	-	-
	Bitertanol	µg/l				-	-	-	-	-	-	-	-	-	-	-	-	-	-	-	-	-	-
	Boscalid	µg/l				-	-	-	-	-	-	-	-	-	-	-	-	-	-	-	-	-	-
	Cadusafos	µg/l				-	-	-	-	-	-	-	-	-	-	-	-	-	-	-	-	-	-
	Carfentrazone-ethyl	µg/L				-	-	-	-	-	-	-	-	-	-	-	-	-	-	-	-	-	-
	Chloridazon-desphenyl	µg/l				-	-	-	-	-	-	-	-	-	-	-	-	-	-	-	-	-	-
	Chloridazon-methyl desphenyl	µg/l				-	-	-	-	-	-	-	-	-	-	-	-	-	-	-	-	-	-
	Chlorotoluron-desmethyl	µg/l				-	-	-	-	-	-	-	-	-	-	-	-	-	-	-	-	-	-
	Chlorpropham	µg/L			10[#3]	-	-	-	-	-	-	-	-	-	-	-	-	-	-	-	-	-	-
	Clodinafop	µg/l				-	-	-	-	-	-	-	-	-	-	-	-	-	-	-	-	-	-
	Clomeprop	µg/l				-	-	-	-	-	-	-	-	-	-	-	-	-	-	-	-	-	-
	Crimidine	µg/l				-	-	-	-	-	-	-	-	-	-	-	-	-	-	-	-	-	-
	Cybutryne (Irgarol)	µg/l				-	-	-	-	-	-	-	-	-	-	-	-	-	-	-	-	-	-
	Cyprazine	µg/l				-	-	-	-	-	-	-	-	-	-	-	-	-	-	-	-	-	-
	Cyprodinil	µg/L				-	-	-	-	-	-	-	-	-	-	-	-	-	-	-	-	-	-
	Dichlofenthion	µg/l				-	-	-	-	-	-	-	-	-	-	-	-	-	-	-	-	-	-
	Dichlormid	µg/l				-	-	-	-	-	-	-	-	-	-	-	-	-	-	-	-	-	-
	Diethofencarb	µg/l				-	-	-	-	-	-	-	-	-	-	-	-	-	-	-	-	-	-
	Difenacoum	µg/l				-	-	-	-	-	-	-	-	-	-	-	-	-	-	-	-	-	-
	Dimefuron	µg/l				-	-	-	-	-	-	-	-	-	-	-	-	-	-	-	-	-	-
	Dimefuron (Filtered)	µg/l	0.05			-	-	-	-	-	-	-	-	-	-	-	-	-	-	-	-	-	-
	Dimethachlo	µg/l				-	-	-	-	-	-	-	-	-	-	-	-	-	-	-	-	-	-
	Dimethenamid	µg/l				-	-	-	-	-	-	-	-	-	-	-	-	-	-	-	-	-	-
	Dimethomorph	µg/l				-	-	-	-	-	-	-	-	-	-	-	-	-	-	-	-	-	-
	Dinoterb	µg/l				-	-	-	-	-	-	-	-	-	-	-	-	-	-	-	-	-	-
	Diuron desmethyl (DCPMU)	µg/l				-	-	-	-	-	-	-	-	-	-	-	-	-	-	-	-	-	-
	Epoxiconazole	µg/l				-	-	-	-	-	-	-	-	-	-	-	-	-	-	-	-	-	-
	Etrimphos	µg/L	0.01			-	-	-	-	-	-	-	-	-	-	-	-	-	-	-	-	-	-
	Etrimphos (Filtered)	µg/L	0.01			-	-	-	-	-	-	-	-	-	-	-	-	-	-	-	-	-	-
	Fenoxaprop	µg/l				-	-	-	-	-	-	-	-	-	-	-	-	-	-	-	-	-	-
	Fenpropidin	µg/l				-	-	-	-	-	-	-	-	-	-	-	-	-	-	-	-	-	-
	Fenuron	µg/l				-	-	-	-	-	-	-	-	-	-	-	-	-	-	-	-	-	-
	Fipronil	µg/L				-	-	-	-	-	-	-	-	-	-	-	-	-	-	-	-	-	-
	Florasulam	µg/l				-	-	-	-	-	-	-	-	-	-	-	-	-	-	-	-	-	-
	Fluazifop	µg/l				-	-	-	-	-	-	-	-	-	-	-	-	-	-	-	-	-	-
	Fluazifop-P-butyl	µg/L				-	-	-	-	-	-	-	-	-	-	-	-	-	-	-	-	-	-
	Foramsulfuron	µg/l				-	-	-	-	-	-	-	-	-	-	-	-	-	-	-	-	-	-
	Furathiocarb	µg/l				-	-	-	-	-	-	-	-	-	-	-	-	-	-	-	-	-	-
	Haloxyfop	µg/l				-	-	-	-	-	-	-	-	-	-	-	-	-	-	-	-	-	-
	Haloxyfop-p-methyl	µg/l				-	-	-	-	-	-	-	-	-	-	-	-	-	-	-	-	-	-
	Heptachlor epoxide	µg/L	0.01	0.03[#1]		-	-	-	-	-	-	-	-	-	-	-	-	-	-	-	-	-	-
	Heptachlor epoxide (Filtered)	µg/L	0.01	0.03[#1]		-	-	-	-	-	-	-	-	-	-	-	-	-	-	-	-	-	-
	Imazamox	µg/l				-	-	-	-	-	-	-	-	-	-	-	-	-	-	-	-	-	-
	Indoxacarb	µg/L				-	-	-	-	-	-	-	-	-	-	-	-	-	-	-	-	-	-
	Isoproturon-desmethyl	µg/l				-	-	-	-	-	-	-	-	-	-	-	-	-	-	-	-	-	-
	Isoproturon-monodesmethyl	µg/l				-	-	-	-	-	-	-	-	-	-	-	-	-	-	-	-	-	-
	Isopyrazam	µg/l				-	-	-	-	-	-	-	-	-	-	-	-	-	-	-	-	-	-
	Kresoxim-methyl	µg/l				-	-	-	-	-	-	-	-	-	-	-	-	-	-	-	-	-	-
	Malaoxon	µg/l				-	-	-	-	-	-	-	-	-	-	-	-	-	-	-	-	-	-
	Mandipropamid	µg/l				-	-	-	-	-	-	-	-	-	-	-	-	-	-	-	-	-	-
	Mecarbam	µg/l				-	-	-	-	-	-	-	-	-	-	-	-	-	-	-	-	-	-
	Mesotrione	µg/l				-	-	-	-	-	-	-	-	-	-	-	-	-	-	-	-	-	-
	Metconazole	µg/l				-	-	-	-	-	-	-	-	-	-	-	-	-	-	-	-	-	-
	Metribuzin-desamino	µg/l				-	-	-	-	-	-	-	-	-	-	-	-	-	-	-	-	-	-
	Naptalam	µg/l				-	-	-	-	-	-	-	-	-	-	-	-	-	-	-	-	-	-
	Nicosulfuron	µg/l				-	-	-	-	-	-	-	-	-	-	-	-	-	-	-	-	-	-
	Nuarimol	µg/l				-	-	-	-	-	-	-	-	-	-	-	-	-	-	-	-	-	-
	Oxadixyl	µg/l				-	-	-	-	-	-	-	-	-	-	-	-	-	-	-	-	-	-
	Paraoxon-ethyl	µg/l				-	-	-	-	-	-	-	-	-	-	-	-	-	-	-	-	-	-

					Investigation Phase	GI	GI	LTM	LTM	LTM	LTM	LTM	GI	GI	GI	GI	LTM	LTM	LTM	LTM	LTM	GI	GI
					Location_Code	BH10003	BH10003	BH10003	BH10003	BH10003	BH10003	BH10003	BH10004	BH10004	BH10004	BH10004	BH10004	BH10004	BH10004	BH10004	BH10004	BH10004	BH10008	BH10008
					Sampled_Date	14/01/2020	05/03/2020	08/04/2020	23/04/2020	02/07/2020	02/07/2020	09/09/2020	24/10/2019	06/11/2019	14/01/2020	04/03/2020	08/04/2020	23/04/2020	21/05/2020	02/07/2020	09/09/2020	24/10/2019	06/11/2019
					Sample_Depth	0.04	21.5	22	22	17.5	17.5	0.7	1.5	0.56	0.92	5.5	6	6	5.5	6	2	4.87	4.91
Chem_Group	ChemName	output unit	EQL	UK Drinking Water Standards	UK Freshwater EQS																		
	Parathion-ethyl	µg/l				-	-	-	-	-	-	-	-	-	-	-	-	-	-	-	-	-	-
	Penconazole	µg/l				-	-	-	-	-	-	-	-	-	-	-	-	-	-	-	-	-	-
	Pencycuron	µg/l				-	-	-	-	-	-	-	-	-	-	-	-	-	-	-	-	-	-
	Pencycuron (Filtered)	µg/l	0.05			-	-	-	-	-	-	-	-	-	-	-	-	-	-	-	-	-	-
	Phosphamidon I (Z) (Filtered)	µg/l	0.01			-	-	-	-	-	-	-	-	-	-	-	-	-	-	-	-	-	-
	Phosphamidon II (E)	µg/l	0.01			-	-	-	-	-	-	-	-	-	-	-	-	-	-	-	-	-	-
	Phosphamidon II (E) (Filtered)	µg/l	0.01			-	-	-	-	-	-	-	-	-	-	-	-	-	-	-	-	-	-
	Pretilachlor	µg/l				-	-	-	-	-	-	-	-	-	-	-	-	-	-	-	-	-	-
	Primisulfuron-methyl	µg/l				-	-	-	-	-	-	-	-	-	-	-	-	-	-	-	-	-	-
	Prodiamine	µg/l				-	-	-	-	-	-	-	-	-	-	-	-	-	-	-	-	-	-
	Propaquizafop	µg/l				-	-	-	-	-	-	-	-	-	-	-	-	-	-	-	-	-	-
	Propetamphos	µg/L	0.01		0.03[#3]	-	-	-	-	-	-	-	-	-	-	-	-	-	-	-	-	-	-
	Propetamphos (Filtered)	µg/L	0.01		0.03[#3]	-	-	-	-	-	-	-	-	-	-	-	-	-	-	-	-	-	-
	Prosulfocarb	µg/l				-	-	-	-	-	-	-	-	-	-	-	-	-	-	-	-	-	-
	Prothioconazole	µg/l				-	-	-	-	-	-	-	-	-	-	-	-	-	-	-	-	-	-
	Pyribenzoxim	µg/l				-	-	-	-	-	-	-	-	-	-	-	-	-	-	-	-	-	-
	Quinmerac	µg/l				-	-	-	-	-	-	-	-	-	-	-	-	-	-	-	-	-	-
	Quizalofop	µg/l				-	-	-	-	-	-	-	-	-	-	-	-	-	-	-	-	-	-
	Rimsulfuron	µg/l				-	-	-	-	-	-	-	-	-	-	-	-	-	-	-	-	-	-
	Sebuthylazine	µg/l				-	-	-	-	-	-	-	-	-	-	-	-	-	-	-	-	-	-
	Siduron (Filtered)	µg/l	10			-	-	-	-	-	-	-	-	-	-	-	-	-	-	-	-	-	-
	Simazine-2-hydroxy	µg/l				-	-	-	-	-	-	-	-	-	-	-	-	-	-	-	-	-	-
	Sodium Acifluorfen	µg/L				-	-	-	-	-	-	-	-	-	-	-	-	-	-	-	-	-	-
	Sulfosulfuron	µg/l				-	-	-	-	-	-	-	-	-	-	-	-	-	-	-	-	-	-
	Tecnazene	µg/L	0.01		1[#3]	-	-	-	-	-	-	-	-	-	-	-	-	-	-	-	-	-	-
	Tecnazene (Filtered)	µg/L	0.01		1[#3]	-	-	-	-	-	-	-	-	-	-	-	-	-	-	-	-	-	-
	Teflubenzuron	µg/l				-	-	-	-	-	-	-	-	-	-	-	-	-	-	-	-	-	-
	Terbuthylazine-desethyl	µg/l				-	-	-	-	-	-	-	-	-	-	-	-	-	-	-	-	-	-
	Terbuthylazine-desethyl-2-hydroxy	µg/l				-	-	-	-	-	-	-	-	-	-	-	-	-	-	-	-	-	-
	Terbuthylazine-hydroxy	µg/l				-	-	-	-	-	-	-	-	-	-	-	-	-	-	-	-	-	-
	Thiabendazole	µg/L			5[#3]	-	-	-	-	-	-	-	-	-	-	-	-	-	-	-	-	-	-
	Thiamethoxam	µg/L				-	-	-	-	-	-	-	-	-	-	-	-	-	-	-	-	-	-
	Thidiazuron (Filtered)	µg/l	10			-	-	-	-	-	-	-	-	-	-	-	-	-	-	-	-	-	-
	Tribenuron-methyl	µg/L				-	-	-	-	-	-	-	-	-	-	-	-	-	-	-	-	-	-
	Trietazine	µg/L	0.01			-	-	-	-	-	-	-	-	-	-	-	-	-	-	-	-	-	-
	Trietazine (Filtered)	µg/L	0.01			-	-	-	-	-	-	-	-	-	-	-	-	-	-	-	-	-	-
	Trifloxysulfuron-sodium	µg/l				-	-	-	-	-	-	-	-	-	-	-	-	-	-	-	-	-	-
	Triflusulfuron-methyl	µg/l				-	-	-	-	-	-	-	-	-	-	-	-	-	-	-	-	-	-
	Triforine	µg/l				-	-	-	-	-	-	-	-	-	-	-	-	-	-	-	-	-	-
	Triticonazole	µg/l				-	-	-	-	-	-	-	-	-	-	-	-	-	-	-	-	-	-
	Desmetryn	mg/L				-	-	-	-	-	-	-	-	-	-	-	-	-	-	-	-	-	-
	Simetryn	mg/L				-	-	-	-	-	-	-	-	-	-	-	-	-	-	-	-	-	-
	Simetryn (Filtered)	mg/L	0.00002			-	-	-	-	-	-	-	-	-	-	-	-	-	-	-	-	-	-
	Clothianidin	µg/L				-	-	-	-	-	-	-	-	-	-	-	-	-	-	-	-	-	-
	Cymoxanil	µg/L				-	-	-	-	-	-	-	-	-	-	-	-	-	-	-	-	-	-
	Flamprop (Filtered)	µg/L	0.02			-	-	-	-	-	-	-	-	-	-	-	-	-	-	-	-	-	-
	Fluazifop-butyl	µg/L				-	-	-	-	-	-	-	-	-	-	-	-	-	-	-	-	-	-
	Imazamethabenz-methyl	µg/L				-	-	-	-	-	-	-	-	-	-	-	-	-	-	-	-	-	-
	Mesosulfuron-methyl	µg/L				-	-	-	-	-	-	-	-	-	-	-	-	-	-	-	-	-	-
	Metamitron	µg/L				-	-	-	-	-	-	-	-	-	-	-	-	-	-	-	-	-	-
	Metobromuron	µg/L				-	-	-	-	-	-	-	-	-	-	-	-	-	-	-	-	-	-
	Monuron	µg/L				-	-	-	-	-	-	-	-	-	-	-	-	-	-	-	-	-	-
	Monuron (Filtered)	µg/L	0.05			-	-	-	-	-	-	-	-	-	-	-	-	-	-	-	-	-	-
	Secbumeton	µg/L				-	-	-	-	-	-	-	-	-	-	-	-	-	-	-	-	-	-
	Spiroxamine	µg/L				-	-	-	-	-	-	-	-	-	-	-	-	-	-	-	-	-	-
	Clomazon	µg/L				-	-	-	-	-	-	-	-	-	-	-	-	-	-	-	-	-	-
	Flamprop-isopropyl (Filtered)	µg/L	0.02			-	-	-	-	-	-	-	-	-	-	-	-	-	-	-	-	-	-
	Metazachlor	µg/L	0.01			-	-	-	-	-	-	-	-	-	-	-	-	-	-	-	-	-	-
	Metazachlor (Filtered)	µg/L	0.01			-	-	-	-	-	-	-	-	-	-	-	-	-	-	-	-	-	-
	Methabenzthiazuran	µg/L				-	-	-	-	-	-	-	-	-	-	-	-	-	-	-	-	-	-
	Methabenzthiazuran (Filtered)	µg/L	0.05			-	-	-	-	-	-	-	-	-	-	-	-	-	-	-	-	-	-
	Iprovalicarb	µg/L				-	-	-	-	-	-	-	-	-	-	-	-	-	-	-	-	-	-
	Chloroxuron	µg/L				-	-	-	-	-	-	-	-	-	-	-	-	-	-	-	-	-	-
	Chloroxuron (Filtered)	µg/L	0.05			-	-	-	-	-	-	-	-	-	-	-	-	-	-	-	-	-	-
	Neburon	µg/L				-	-	-	-	-	-	-	-	-	-	-	-	-	-	-	-	-	-
	Metribuzin	µg/L				-	-	-	-	-	-	-	-	-	-	-	-	-	-	-	-	-	-
	2,3,6-Trichlorobenzoic Acid (Tba)	µg/L				-	-	-	-	-	-	-	-	-	-	-	-	-	-	-	-	-	-
	2,3,6-Trichlorobenzoic Acid (Tba) (Filtered)	µg/L	0.02			-	-	-	-	-	-	-	-	-	-	-	-	-	-	-	-	-	-
	2,4,5-Trichlorophenoxy Acetic Acid	µg/L				-	-	-	-	-	-	-	-	-	-	-	-	-	-	-	-	-	-
	2,4,5-Trichlorophenoxy Acetic Acid (Filtered)	µg/L	0.02			-	-	-	-	-	-	-	-	-	-	-	-	-	-	-	-	-	-
	2,4,5-TP (Silvex)	µg/L				-	-	-	-	-	-	-	-	-	-	-	-	-	-	-	-	-	-
	2,4,5-TP (Silvex) (Filtered)	µg/L	0.02			-	-	-	-	-	-	-	-	-	-	-	-	-	-	-	-	-	-
	Pyrimethanil	µg/L				-	-	-	-	-	-	-	-	-	-	-	-	-	-	-	-	-	-
	Hedonal	µg/L			0.3[#2]	-	-	-	-	-	-	-	-	-	-	-	-	-	-	-	-	-	-
	Hedonal (Filtered)	µg/L	0.02		0.3[#2]	-	-	-	-	-	-	-	-	-	-	-	-	-	-	-	-	-	-
	2,4-DDT	µg/L	0.01		0.00625[#39]	-	-	-	-	-	-	-	-	-	-	-	-	-	-	-	-	-	-
	2,4-DDT (Filtered)	µg/L	0.01		0.00625[#39]	-	-	-	-	-	-	-	-	-	-	-	-	-	-	-	-	-	-
	Propachlor	µg/L	0.01			-	-	-	-	-	-	-	-	-	-	-	-	-	-	-	-	-	-
	Propachlor (Filtered)	µg/L	0.02			-	-	-	-	-	-	-	-	-	-	-	-	-	-	-	-	-	-
	Propamocarb	µg/L				-	-	-	-	-	-	-	-	-	-	-	-	-	-	-	-	-	-
	2,4-Dichlorprop	µg/L				-	-	-	-	-	-	-	-	-	-	-	-	-	-	-	-	-	-

					Investigation Phase	GI	GI	LTM	LTM	LTM	LTM	LTM	GI	GI	GI	GI	LTM	LTM	LTM	LTM	LTM	GI	GI
					Location_Code	BH10003	BH10003	BH10003	BH10003	BH10003	BH10003	BH10003	BH10004	BH10004	BH10004	BH10004	BH10004	BH10004	BH10004	BH10004	BH10004	BH10004	BH10008	BH10008
					Sampled_Date	14/01/2020	05/03/2020	08/04/2020	23/04/2020	02/07/2020	02/07/2020	09/09/2020	24/10/2019	06/11/2019	14/01/2020	04/03/2020	08/04/2020	23/04/2020	21/05/2020	02/07/2020	09/09/2020	24/10/2019	06/11/2019
					Sample_Depth	0.04	21.5	22	22	17.5	17.5	0.7	1.5	0.56	0.92	5.5	6	6	5.5	6	2	4.87	4.91
Chem_Group	**ChemName**	**output unit**	**EQL**	**UK Drinking Water Standards**	**UK Freshwater EQS**																		
	2,4-Dichlorprop (Filtered)	µg/L	0.02			-	-	-	-	-	-	-	-	-	-	-	-	-	-	-	-	-	-
	3-Hydroxy Carbofuran	µg/L				-	-	-	-	-	-	-	-	-	-	-	-	-	-	-	-	-	-
	4-(2,4-Dichlorophenoxy)butyric Acid (2,4-DB)	µg/L				-	-	-	-	-	-	-	-	-	-	-	-	-	-	-	-	-	-
	4-(2,4-Dichlorophenoxy)butyric Acid (2,4-DB) (Filtered)	µg/L	0.02			-	-	-	-	-	-	-	-	-	-	-	-	-	-	-	-	-	-
	4,4-DDE	µg/L	0.01		0.00625[#39]	-	-	-	-	-	-	-	-	-	-	-	-	-	-	-	-	-	-
	4,4-DDE (Filtered)	µg/L	0.01		0.00625[#39]	-	-	-	-	-	-	-	-	-	-	-	-	-	-	-	-	-	-
	Cypermethrins(total) (Filtered)	µg/L	0.01		0.0001[#3]	-	-	-	-	-	-	-	-	-	-	-	-	-	-	-	-	-	-
	Cyproconazole	µg/L				-	-	-	-	-	-	-	-	-	-	-	-	-	-	-	-	-	-
	Cyromazine	µg/L				-	-	-	-	-	-	-	-	-	-	-	-	-	-	-	-	-	-
	d-BHC	µg/L	0.01			-	-	-	-	-	-	-	-	-	-	-	-	-	-	-	-	-	-
	d-BHC (Filtered)	µg/L	0.01			-	-	-	-	-	-	-	-	-	-	-	-	-	-	-	-	-	-
	DDD	µg/L	0.01		0.00625[#39]	-	-	-	-	-	-	-	-	-	-	-	-	-	-	-	-	-	-
	DDD (Filtered)	µg/L	0.01		0.00625[#39]	-	-	-	-	-	-	-	-	-	-	-	-	-	-	-	-	-	-
	DDT	µg/L	0.01		0.01[#41]	-	-	-	-	-	-	-	-	-	-	-	-	-	-	-	-	-	-
	DDT (Filtered)	µg/L	0.01		0.01[#41]	-	-	-	-	-	-	-	-	-	-	-	-	-	-	-	-	-	-
	Deisopropylatrazine	µg/L				-	-	-	-	-	-	-	-	-	-	-	-	-	-	-	-	-	-
	Chlorothalonil	µg/L	0.01		0.035[#2]	-	-	-	-	-	-	-	-	-	-	-	-	-	-	-	-	-	-
	Chlorothalonil (Filtered)	µg/L	0.01		0.035[#2]	-	-	-	-	-	-	-	-	-	-	-	-	-	-	-	-	-	-
	Deethylatrazine	µg/L				-	-	-	-	-	-	-	-	-	-	-	-	-	-	-	-	-	-
	Demeton-S-methyl	µg/L	0.01			-	-	-	-	-	-	-	-	-	-	-	-	-	-	-	-	-	-
	Demeton-S-methyl (Filtered)	µg/L	0.01			-	-	-	-	-	-	-	-	-	-	-	-	-	-	-	-	-	-
	Diazinon	µg/L	0.01		0.01[#2]	-	-	-	-	-	-	-	-	-	-	-	-	-	-	-	-	-	-
	Diazinon (Filtered)	µg/L	0.01		0.01[#2]	-	-	-	-	-	-	-	-	-	-	-	-	-	-	-	-	-	-
	Dicamba	µg/L				-	-	-	-	-	-	-	-	-	-	-	-	-	-	-	-	-	-
	Dicamba (Filtered)	µg/L	0.02			-	-	-	-	-	-	-	-	-	-	-	-	-	-	-	-	-	-
	Dichlobenil	µg/L	0.01			-	-	-	-	-	-	-	-	-	-	-	-	-	-	-	-	-	-
	Dichlobenil (Filtered)	µg/L	0.01			-	-	-	-	-	-	-	-	-	-	-	-	-	-	-	-	-	-
	cis-Permethrin (Filtered)	µg/L	0.01			-	-	-	-	-	-	-	-	-	-	-	-	-	-	-	-	-	-
	Dichlorvos	µg/L	0.01		0.001[#3]	-	-	-	-	-	-	-	-	-	-	-	-	-	-	-	-	-	-
	Dichlorvos (Filtered)	µg/L	0.01		0.001[#3]	-	-	-	-	-	-	-	-	-	-	-	-	-	-	-	-	-	-
	Diclofop	µg/L				-	-	-	-	-	-	-	-	-	-	-	-	-	-	-	-	-	-
	Diclofop (Filtered)	µg/L	0.02			-	-	-	-	-	-	-	-	-	-	-	-	-	-	-	-	-	-
	Dieldrin	µg/L	0.01	0.03[#1]	0.0025[#40]	-	-	-	-	-	-	-	-	-	-	-	-	-	-	-	-	-	-
	Dieldrin (Filtered)	µg/L	0.01	0.03[#1]	0.0025[#40]	-	-	-	-	-	-	-	-	-	-	-	-	-	-	-	-	-	-
	Difenoconazole	µg/L				-	-	-	-	-	-	-	-	-	-	-	-	-	-	-	-	-	-
	Difenoxuron	µg/L				-	-	-	-	-	-	-	-	-	-	-	-	-	-	-	-	-	-
	Diflubenzuron	µg/L			0.001[#3]	-	-	-	-	-	-	-	-	-	-	-	-	-	-	-	-	-	-
	Diflubenzuron (Filtered)	µg/L	0.05		0.001[#3]	-	-	-	-	-	-	-	-	-	-	-	-	-	-	-	-	-	-
	Diflufenican	µg/L				-	-	-	-	-	-	-	-	-	-	-	-	-	-	-	-	-	-
	Dimethoate	µg/L	0.01		0.48[#2]	-	-	-	-	-	-	-	-	-	-	-	-	-	-	-	-	-	-
	Dimethoate (Filtered)	µg/L	0.01		0.48[#2]	-	-	-	-	-	-	-	-	-	-	-	-	-	-	-	-	-	-
	Dinoseb	µg/L				-	-	-	-	-	-	-	-	-	-	-	-	-	-	-	-	-	-
	Disulfoton	µg/L	0.01			-	-	-	-	-	-	-	-	-	-	-	-	-	-	-	-	-	-
	Disulfoton (Filtered)	µg/L	0.01			-	-	-	-	-	-	-	-	-	-	-	-	-	-	-	-	-	-
	Diuron	µg/L			0.2[#2]	-	-	-	-	-	-	-	-	-	-	-	-	-	-	-	-	-	-
	Diuron (Filtered)	µg/L	0.05		0.2[#2]	-	-	-	-	-	-	-	-	-	-	-	-	-	-	-	-	-	-
	Endosulfan I	µg/L	0.01			-	-	-	-	-	-	-	-	-	-	-	-	-	-	-	-	-	-
	Endosulfan I (Filtered)	µg/L	0.01			-	-	-	-	-	-	-	-	-	-	-	-	-	-	-	-	-	-
	Endosulfan II	µg/L	0.02			-	-	-	-	-	-	-	-	-	-	-	-	-	-	-	-	-	-
	Endosulfan II (Filtered)	µg/L	0.02			-	-	-	-	-	-	-	-	-	-	-	-	-	-	-	-	-	-
	Endosulfan sulphate	µg/L	0.02			-	-	-	-	-	-	-	-	-	-	-	-	-	-	-	-	-	-
	Endosulfan sulphate (Filtered)	µg/L	0.02			-	-	-	-	-	-	-	-	-	-	-	-	-	-	-	-	-	-
	Endrin	µg/L	0.01		0.0025[#40]	-	-	-	-	-	-	-	-	-	-	-	-	-	-	-	-	-	-
	Endrin (Filtered)	µg/L	0.01		0.0025[#40]	-	-	-	-	-	-	-	-	-	-	-	-	-	-	-	-	-	-
	s-Ethyl dipropylthiocarbamate	µg/L				-	-	-	-	-	-	-	-	-	-	-	-	-	-	-	-	-	-
	Ethiofencarb	µg/L				-	-	-	-	-	-	-	-	-	-	-	-	-	-	-	-	-	-
	Ethion	µg/L	0.01			-	-	-	-	-	-	-	-	-	-	-	-	-	-	-	-	-	-
	Ethion (Filtered)	µg/L	0.01			-	-	-	-	-	-	-	-	-	-	-	-	-	-	-	-	-	-
	Ethoprop	µg/L				-	-	-	-	-	-	-	-	-	-	-	-	-	-	-	-	-	-
	Ethofumesate	µg/L				-	-	-	-	-	-	-	-	-	-	-	-	-	-	-	-	-	-
	Etridiazole	µg/L	0.01			-	-	-	-	-	-	-	-	-	-	-	-	-	-	-	-	-	-
	Etridiazole (Filtered)	µg/L	0.01			-	-	-	-	-	-	-	-	-	-	-	-	-	-	-	-	-	-
	Fenamiphos	µg/L				-	-	-	-	-	-	-	-	-	-	-	-	-	-	-	-	-	-
	Fenarimol	µg/L				-	-	-	-	-	-	-	-	-	-	-	-	-	-	-	-	-	-
	Fenitrothion	µg/L	0.01		0.01[#3]	-	-	-	-	-	-	-	-	-	-	-	-	-	-	-	-	-	-
	Fenitrothion (Filtered)	µg/L	0.01		0.01[#3]	-	-	-	-	-	-	-	-	-	-	-	-	-	-	-	-	-	-
	Fensulfothion	µg/L				-	-	-	-	-	-	-	-	-	-	-	-	-	-	-	-	-	-
	Fenhexamid	µg/L				-	-	-	-	-	-	-	-	-	-	-	-	-	-	-	-	-	-
	Fenoxycarb	µg/L				-	-	-	-	-	-	-	-	-	-	-	-	-	-	-	-	-	-
	Fenthion	µg/L	0.01			-	-	-	-	-	-	-	-	-	-	-	-	-	-	-	-	-	-
	Fenthion (Filtered)	µg/L	0.01			-	-	-	-	-	-	-	-	-	-	-	-	-	-	-	-	-	-
	Fenpropimorf	µg/L				-	-	-	-	-	-	-	-	-	-	-	-	-	-	-	-	-	-
	Fluometuron (Filtered)	µg/L	10			-	-	-	-	-	-	-	-	-	-	-	-	-	-	-	-	-	-
	Fluroxypyr	µg/L				-	-	-	-	-	-	-	-	-	-	-	-	-	-	-	-	-	-
	Fluroxypyr (Filtered)	µg/L	0.02			-	-	-	-	-	-	-	-	-	-	-	-	-	-	-	-	-	-
	Flutolanil	µg/L				-	-	-	-	-	-	-	-	-	-	-	-	-	-	-	-	-	-
	Fonofos	µg/L				-	-	-	-	-	-	-	-	-	-	-	-	-	-	-	-	-	-
	g-BHC (Lindane)	µg/L	0.01			-	-	-	-	-	-	-	-	-	-	-	-	-	-	-	-	-	-
	g-BHC (Lindane) (Filtered)	µg/L	0.01			-	-	-	-	-	-	-	-	-	-	-	-	-	-	-	-	-	-
	Haloxyfop-methyl	µg/L				-	-	-	-	-	-	-	-	-	-	-	-	-	-	-	-	-	-
	Thifensulfuron	µg/L				-	-	-	-	-	-	-	-	-	-	-	-	-	-	-	-	-	-

					Investigation Phase	GI	GI	LTM	LTM	LTM	LTM	LTM	GI	GI	GI	GI	LTM	LTM	LTM	LTM	LTM	GI	GI
					Location_Code	BH10003	BH10003	BH10003	BH10003	BH10003	BH10003	BH10003	BH10004	BH10004	BH10004	BH10004	BH10004	BH10004	BH10004	BH10004	BH10004	BH10004	BH10008	BH10008
					Sampled_Date	14/01/2020	05/03/2020	08/04/2020	23/04/2020	02/07/2020	02/07/2020	09/09/2020	24/10/2019	06/11/2019	14/01/2020	04/03/2020	08/04/2020	23/04/2020	21/05/2020	02/07/2020	09/09/2020	24/10/2019	06/11/2019
					Sample_Depth	0.04	21.5	22	22	17.5	17.5	0.7	1.5	0.56	0.92	5.5	6	6	5.5	6	2	4.87	4.91
Chem_Group	**ChemName**	**output unit**	**EQL**	**UK Drinking Water Standards**	**UK Freshwater EQS**																		
	Heptachlor	µg/L	0.01	0.03[#1]		-	-	-	-	-	-	-	-	-	-	-	-	-	-	-	-	-	-
	Heptachlor (Filtered)	µg/L	0.01	0.03[#1]		-	-	-	-	-	-	-	-	-	-	-	-	-	-	-	-	-	-
	Hexaconazole	µg/L				-	-	-	-	-	-	-	-	-	-	-	-	-	-	-	-	-	-
	Hexazinone	µg/L				-	-	-	-	-	-	-	-	-	-	-	-	-	-	-	-	-	-
	Hydroxyatrazine	µg/L				-	-	-	-	-	-	-	-	-	-	-	-	-	-	-	-	-	-
	Iprodione	µg/L				-	-	-	-	-	-	-	-	-	-	-	-	-	-	-	-	-	-
	Isodrin	µg/L	0.01		0.0025[#40]	-	-	-	-	-	-	-	-	-	-	-	-	-	-	-	-	-	-
	Isodrin (Filtered)	µg/L	0.01		0.0025[#40]	-	-	-	-	-	-	-	-	-	-	-	-	-	-	-	-	-	-
	Isoproturon	µg/L			0.3[#2]	-	-	-	-	-	-	-	-	-	-	-	-	-	-	-	-	-	-
	Isoproturon (Filtered)	µg/L	0.05		0.3[#2]	-	-	-	-	-	-	-	-	-	-	-	-	-	-	-	-	-	-
	Linuron	µg/L			0.5[#2]	-	-	-	-	-	-	-	-	-	-	-	-	-	-	-	-	-	-
	Linuron (Filtered)	µg/L	0.05		0.5[#2]	-	-	-	-	-	-	-	-	-	-	-	-	-	-	-	-	-	-
	Malathion	µg/L	0.01		0.01[#3]	-	-	-	-	-	-	-	-	-	-	-	-	-	-	-	-	-	-
	Malathion (Filtered)	µg/L	0.01		0.01[#3]	-	-	-	-	-	-	-	-	-	-	-	-	-	-	-	-	-	-
	2-Methyl-4-chlorophenoxyacetic acid	µg/L				-	-	-	-	-	-	-	-	-	-	-	-	-	-	-	-	-	-
	2-Methyl-4-chlorophenoxyacetic acid (Filtered)	µg/L	0.02			-	-	-	-	-	-	-	-	-	-	-	-	-	-	-	-	-	-
	2-Methyl-4-Chlorophenoxy Butanoic Acid	µg/L				-	-	-	-	-	-	-	-	-	-	-	-	-	-	-	-	-	-
	2-Methyl-4-Chlorophenoxy Butanoic Acid (Filtered)	µg/L	0.02			-	-	-	-	-	-	-	-	-	-	-	-	-	-	-	-	-	-
	Mecoprop	µg/L			18[#2]	-	-	-	-	-	-	-	-	-	-	-	-	-	-	-	-	-	-
	Mecoprop (Filtered)	µg/L	0.02		18[#2]	-	-	-	-	-	-	-	-	-	-	-	-	-	-	-	-	-	-
	Mefenpyr-diethyl	µg/L				-	-	-	-	-	-	-	-	-	-	-	-	-	-	-	-	-	-
	Metachlor	µg/L	0.01		0.3[#2]	-	-	-	-	-	-	-	-	-	-	-	-	-	-	-	-	-	-
	Metachlor (Filtered)	µg/L	0.01		0.3[#2]	-	-	-	-	-	-	-	-	-	-	-	-	-	-	-	-	-	-
	Metalaxyl	µg/L				-	-	-	-	-	-	-	-	-	-	-	-	-	-	-	-	-	-
	Methamidophos	µg/L				-	-	-	-	-	-	-	-	-	-	-	-	-	-	-	-	-	-
	Methidathion	µg/L				-	-	-	-	-	-	-	-	-	-	-	-	-	-	-	-	-	-
	Methiocarb	µg/L			0.01[#3]	-	-	-	-	-	-	-	-	-	-	-	-	-	-	-	-	-	-
	Methomyl	µg/L				-	-	-	-	-	-	-	-	-	-	-	-	-	-	-	-	-	-
	Methoxychlor	µg/L	0.01			-	-	-	-	-	-	-	-	-	-	-	-	-	-	-	-	-	-
	Methoxychlor (Filtered)	µg/L	0.01			-	-	-	-	-	-	-	-	-	-	-	-	-	-	-	-	-	-
	Methoxyfenozide	µg/L				-	-	-	-	-	-	-	-	-	-	-	-	-	-	-	-	-	-
	Methyl parathion	µg/L	0.01			-	-	-	-	-	-	-	-	-	-	-	-	-	-	-	-	-	-
	Methyl parathion (Filtered)	µg/L	0.01			-	-	-	-	-	-	-	-	-	-	-	-	-	-	-	-	-	-
	Metolachlor	µg/L				-	-	-	-	-	-	-	-	-	-	-	-	-	-	-	-	-	-
	Metoxuron	µg/L				-	-	-	-	-	-	-	-	-	-	-	-	-	-	-	-	-	-
	Metoxuron (Filtered)	µg/L	0.05			-	-	-	-	-	-	-	-	-	-	-	-	-	-	-	-	-	-
	Metsulfuron Methyl	µg/L				-	-	-	-	-	-	-	-	-	-	-	-	-	-	-	-	-	-
	Mevinphos (Phosdrin)	µg/L	0.01		0.02(MAC)[#38]	-	-	-	-	-	-	-	-	-	-	-	-	-	-	-	-	-	-
	Mevinphos (Phosdrin) (Filtered)	µg/L	0.01		0.02(MAC)[#38]	-	-	-	-	-	-	-	-	-	-	-	-	-	-	-	-	-	-
	Molinate	µg/L				-	-	-	-	-	-	-	-	-	-	-	-	-	-	-	-	-	-
	Monlinuran	µg/L				-	-	-	-	-	-	-	-	-	-	-	-	-	-	-	-	-	-
	Monlinuran (Filtered)	µg/L	0.05			-	-	-	-	-	-	-	-	-	-	-	-	-	-	-	-	-	-
	Monocrotophos	µg/L				-	-	-	-	-	-	-	-	-	-	-	-	-	-	-	-	-	-
	Napropamide	µg/L				-	-	-	-	-	-	-	-	-	-	-	-	-	-	-	-	-	-
	Flusilazole (NuStar)	µg/L				-	-	-	-	-	-	-	-	-	-	-	-	-	-	-	-	-	-
	o,p-DDD	µg/L	0.01			-	-	-	-	-	-	-	-	-	-	-	-	-	-	-	-	-	-
	o,p-DDD (Filtered)	µg/L	0.01			-	-	-	-	-	-	-	-	-	-	-	-	-	-	-	-	-	-
	o,p'-DDE	µg/L	0.01			-	-	-	-	-	-	-	-	-	-	-	-	-	-	-	-	-	-
	o,p'-DDE (Filtered)	µg/L	0.01			-	-	-	-	-	-	-	-	-	-	-	-	-	-	-	-	-	-
	o,p-Methoxychlor	µg/L	0.01			-	-	-	-	-	-	-	-	-	-	-	-	-	-	-	-	-	-
	o,p-Methoxychlor (Filtered)	µg/L	0.01			-	-	-	-	-	-	-	-	-	-	-	-	-	-	-	-	-	-
	Omethoate	µg/L	0.01		0.01[#3]	-	-	-	-	-	-	-	-	-	-	-	-	-	-	-	-	-	-
	Omethoate (Filtered)	µg/L	0.01		0.01[#3]	-	-	-	-	-	-	-	-	-	-	-	-	-	-	-	-	-	-
	Oxamyl	µg/L				-	-	-	-	-	-	-	-	-	-	-	-	-	-	-	-	-	-
	Paclobutrazol	µg/L				-	-	-	-	-	-	-	-	-	-	-	-	-	-	-	-	-	-
	Methyl Paraoxon	µg/L				-	-	-	-	-	-	-	-	-	-	-	-	-	-	-	-	-	-
	Parathion	µg/L	0.01			-	-	-	-	-	-	-	-	-	-	-	-	-	-	-	-	-	-
	Parathion (Filtered)	µg/L	0.01			-	-	-	-	-	-	-	-	-	-	-	-	-	-	-	-	-	-
	Pendimethalin	µg/L	0.01		0.3[#2]	-	-	-	-	-	-	-	-	-	-	-	-	-	-	-	-	-	-
	Pendimethalin (Filtered)	µg/L	0.01		0.3[#2]	-	-	-	-	-	-	-	-	-	-	-	-	-	-	-	-	-	-
	Imidacloprid	µg/L				-	-	-	-	-	-	-	-	-	-	-	-	-	-	-	-	-	-
	Permethrin	µg/L	0.01		0.001[#3]	-	-	-	-	-	-	-	-	-	-	-	-	-	-	-	-	-	-
	Permethrin II	µg/L	0.01			-	-	-	-	-	-	-	-	-	-	-	-	-	-	-	-	-	-
	Permethrin II (Filtered)	µg/L	0.01			-	-	-	-	-	-	-	-	-	-	-	-	-	-	-	-	-	-
	Phorate	µg/L	0.01			-	-	-	-	-	-	-	-	-	-	-	-	-	-	-	-	-	-
	Phorate (Filtered)	µg/L	0.01			-	-	-	-	-	-	-	-	-	-	-	-	-	-	-	-	-	-
	Phosmet	µg/L				-	-	-	-	-	-	-	-	-	-	-	-	-	-	-	-	-	-
	Lenacil	µg/L				-	-	-	-	-	-	-	-	-	-	-	-	-	-	-	-	-	-
	Picloram	µg/L				-	-	-	-	-	-	-	-	-	-	-	-	-	-	-	-	-	-
	Picloram (Filtered)	µg/L	0.02			-	-	-	-	-	-	-	-	-	-	-	-	-	-	-	-	-	-
	Picoxystrobin	µg/L				-	-	-	-	-	-	-	-	-	-	-	-	-	-	-	-	-	-
	Pirimicarb	µg/L			1[#3]	-	-	-	-	-	-	-	-	-	-	-	-	-	-	-	-	-	-
	Pirimiphos-methyl	µg/L	0.01		0.015[#3]	-	-	-	-	-	-	-	-	-	-	-	-	-	-	-	-	-	-
	Pirimiphos-methyl (Filtered)	µg/L	0.01		0.015[#3]	-	-	-	-	-	-	-	-	-	-	-	-	-	-	-	-	-	-
	Pirimphos-ethyl	µg/L				-	-	-	-	-	-	-	-	-	-	-	-	-	-	-	-	-	-
	Pirimphos-ethyl (Filtered)	µg/L	0.01			-	-	-	-	-	-	-	-	-	-	-	-	-	-	-	-	-	-
	Prochloraz	µg/L			4[#3]	-	-	-	-	-	-	-	-	-	-	-	-	-	-	-	-	-	-
	Profenofos	µg/L				-	-	-	-	-	-	-	-	-	-	-	-	-	-	-	-	-	-
	Promecarb	µg/L				-	-	-	-	-	-	-	-	-	-	-	-	-	-	-	-	-	-
	Prometon	µg/L				-	-	-	-	-	-	-	-	-	-	-	-	-	-	-	-	-	-
	Prometon (Filtered)	µg/L	0.02			-	-	-	-	-	-	-	-	-	-	-	-	-	-	-	-	-	-

					Investigation Phase	GI	GI	LTM	LTM	LTM	LTM	LTM	GI	GI	GI	GI	LTM	LTM	LTM	LTM	LTM	GI	GI
					Location_Code	BH10003	BH10003	BH10003	BH10003	BH10003	BH10003	BH10003	BH10004	BH10004	BH10004	BH10004	BH10004	BH10004	BH10004	BH10004	BH10004	BH10004	BH10008	BH10008
					Sampled_Date	14/01/2020	05/03/2020	08/04/2020	23/04/2020	02/07/2020	02/07/2020	09/09/2020	24/10/2019	06/11/2019	14/01/2020	04/03/2020	08/04/2020	23/04/2020	21/05/2020	02/07/2020	09/09/2020	24/10/2019	06/11/2019
					Sample_Depth	0.04	21.5	22	22	17.5	17.5	0.7	1.5	0.56	0.92	5.5	6	6	5.5	6	2	4.87	4.91
Chem_Group	**ChemName**	**output unit**	**EQL**	**UK Drinking Water Standards**	**UK Freshwater EQS**																		
	Prometryn	µg/L	0.01			-	-	-	-	-	-	-	-	-	-	-	-	-	-	-	-	-	-
	Prometryn (Filtered)	µg/L	0.02			-	-	-	-	-	-	-	-	-	-	-	-	-	-	-	-	-	-
	Pronamide	µg/L	0.01		100[#3]	-	-	-	-	-	-	-	-	-	-	-	-	-	-	-	-	-	-
	Pronamide (Filtered)	µg/L	0.01		100[#3]	-	-	-	-	-	-	-	-	-	-	-	-	-	-	-	-	-	-
	Propanil	µg/L				-	-	-	-	-	-	-	-	-	-	-	-	-	-	-	-	-	-
	Propazine	µg/L	0.01			-	-	-	-	-	-	-	-	-	-	-	-	-	-	-	-	-	-
	Propazine (Filtered)	µg/L	0.02			-	-	-	-	-	-	-	-	-	-	-	-	-	-	-	-	-	-
	Propham	µg/L				-	-	-	-	-	-	-	-	-	-	-	-	-	-	-	-	-	-
	Propiconazole	µg/L				-	-	-	-	-	-	-	-	-	-	-	-	-	-	-	-	-	-
	Propoxycarbazone-sodium	µg/L				-	-	-	-	-	-	-	-	-	-	-	-	-	-	-	-	-	-
	Pursuit	µg/L				-	-	-	-	-	-	-	-	-	-	-	-	-	-	-	-	-	-
	Pyriproxyfen	µg/L				-	-	-	-	-	-	-	-	-	-	-	-	-	-	-	-	-	-
	Quinclorac	µg/L				-	-	-	-	-	-	-	-	-	-	-	-	-	-	-	-	-	-
	Quinoxyfen	µg/L				-	-	-	-	-	-	-	-	-	-	-	-	-	-	-	-	-	-
	Ronnel (Filtered)	µg/L	0.01		0.03[#3]	-	-	-	-	-	-	-	-	-	-	-	-	-	-	-	-	-	-
	Savey	µg/L				-	-	-	-	-	-	-	-	-	-	-	-	-	-	-	-	-	-
	Sethoxydim	µg/L				-	-	-	-	-	-	-	-	-	-	-	-	-	-	-	-	-	-
	Simazine	µg/L	0.01		1[#2]	-	-	-	-	-	-	-	-	-	-	-	-	-	-	-	-	-	-
	Simazine (Filtered)	µg/L	0.02		1[#2]	-	-	-	-	-	-	-	-	-	-	-	-	-	-	-	-	-	-
	Tebuthiuron	µg/L				-	-	-	-	-	-	-	-	-	-	-	-	-	-	-	-	-	-
	Tebuthiuron (Filtered)	µg/L	10			-	-	-	-	-	-	-	-	-	-	-	-	-	-	-	-	-	-
	Terbutryn	µg/L	0.01			-	-	-	-	-	-	-	-	-	-	-	-	-	-	-	-	-	-
	Terbutryn (Filtered)	µg/L	0.02			-	-	-	-	-	-	-	-	-	-	-	-	-	-	-	-	-	-
	Terbutylazine	µg/L				-	-	-	-	-	-	-	-	-	-	-	-	-	-	-	-	-	-
	Terbutylazine (Filtered)	µg/L	0.02			-	-	-	-	-	-	-	-	-	-	-	-	-	-	-	-	-	-
	Phosalone	µg/L	0.01			-	-	-	-	-	-	-	-	-	-	-	-	-	-	-	-	-	-
	Phosalone (Filtered)	µg/L	0.01			-	-	-	-	-	-	-	-	-	-	-	-	-	-	-	-	-	-
	Phosphamidon	µg/L	0.01			-	-	-	-	-	-	-	-	-	-	-	-	-	-	-	-	-	-
	Phosphamidon (Filtered)	µg/L	0.01			-	-	-	-	-	-	-	-	-	-	-	-	-	-	-	-	-	-
	Thiobencarb	µg/L				-	-	-	-	-	-	-	-	-	-	-	-	-	-	-	-	-	-
	Thiophanate-methyl	µg/L				-	-	-	-	-	-	-	-	-	-	-	-	-	-	-	-	-	-
	Triadimefon	µg/L	0.01			-	-	-	-	-	-	-	-	-	-	-	-	-	-	-	-	-	-
	Triadimefon (Filtered)	µg/L	0.01			-	-	-	-	-	-	-	-	-	-	-	-	-	-	-	-	-	-
	Triadimenol	µg/L				-	-	-	-	-	-	-	-	-	-	-	-	-	-	-	-	-	-
	Triallate	µg/L	0.01		0.25[#3]	-	-	-	-	-	-	-	-	-	-	-	-	-	-	-	-	-	-
	Triallate (Filtered)	µg/L	0.01		0.25[#3]	-	-	-	-	-	-	-	-	-	-	-	-	-	-	-	-	-	-
	Triasulfuron	µg/L				-	-	-	-	-	-	-	-	-	-	-	-	-	-	-	-	-	-
	Tributyl phosphate (Filtered)	µg/L	0.01		50[#3]	-	-	-	-	-	-	-	-	-	-	-	-	-	-	-	-	-	-
	Triclopyr	µg/L				-	-	-	-	-	-	-	-	-	-	-	-	-	-	-	-	-	-
	Triclopyr (Filtered)	µg/L	0.02			-	-	-	-	-	-	-	-	-	-	-	-	-	-	-	-	-	-
	Triclosan	µg/L				-	-	-	-	-	-	-	-	-	-	-	-	-	-	-	-	-	-
	Trifluralin	µg/L	0.01		0.03[#2]	-	-	-	-	-	-	-	-	-	-	-	-	-	-	-	-	-	-
	Trifluralin (Filtered)	µg/L	0.01		0.03[#2]	-	-	-	-	-	-	-	-	-	-	-	-	-	-	-	-	-	-
	Tebuconazole	µg/L				-	-	-	-	-	-	-	-	-	-	-	-	-	-	-	-	-	-
	Telodrin	µg/L	0.01			-	-	-	-	-	-	-	-	-	-	-	-	-	-	-	-	-	-
	Telodrin (Filtered)	µg/L	0.01			-	-	-	-	-	-	-	-	-	-	-	-	-	-	-	-	-	-
	Triazophos	µg/L	0.01		0.005[#3]	-	-	-	-	-	-	-	-	-	-	-	-	-	-	-	-	-	-
	Triazophos (Filtered)	µg/L	0.01		0.005[#3]	-	-	-	-	-	-	-	-	-	-	-	-	-	-	-	-	-	-
	Tricyclazole	µg/L				-	-	-	-	-	-	-	-	-	-	-	-	-	-	-	-	-	-
Surrogate	Surrogate Value	%				-	-	-	-	-	-	-	-	-	-	-	-	-	-	-	-	-	-
SVOC TIC	SVOC TICS - Detect	Detect				-	-	-	-	-	-	-	-	-	-	-	-	-	-	-	-	-	-
	SVOC Tentatively Identified Compounds	µg/L	10			-	-	-	-	-	-	-	-	-	-	-	-	-	-	-	-	-	-
	SVOC Tentatively Identified Compounds (Filtered)	µg/L	1			-	-	-	-	-	-	-	-	-	-	-	-	-	-	-	-	-	-
VOC TIC	VOC TICs - Detect	Detect				-	-	-	-	-	-	-	-	-	-	-	-	-	-	-	-	-	-
	VOC Tentatively Identified Compounds	µg/l	10			-	-	-	-	-	-	-	-	-	-	-	-	-	-	-	-	-	-
	VOC Tentatively Identified Compounds (Filtered)	µg/l	1			-	-	-	-	-	-	-	-	-	-	-	-	-	-	-	-	-	-
Other	Biochemical Oxygen Demand (5-day test)	µg/L	1000			-	-	-	-	-	-	<1000	-	-	-	-	-	-	-	-	<1000	-	-
	Redox	mV				-	-	-	-	-	-	-	-	-	-	-	-	-	-	-	-	-	-
	Conductivity @ 20oC	µS/cm	5			-	587	494	525	649	653	699	1038	-	-	970	1000	997	900	982	1000	939	-
	Conductivity @ 20oC (Filtered)	µS/cm	10			668	-	-	-	-	-	-	1038	-	1011	-	-	-	-	-	-	939	-
	Biological Oxygen Demand	mg/L	1			-	<1	<1	<1	<1	<1	-	-	-	-	<1	<1	<1	<1	<1	-	-	-
	Biological Oxygen Demand (Filtered)	mg/L	1			2	-	-	-	-	-	-	-	3	6	-	-	-	-	-	-	-	8
	Chemical Oxygen Demand	mg/L	5			-	<7	<7	35	<7	<7	<7	16	-	-	7.08	9	<7	7.82	12.5	14.4	<5	-
	Chemical Oxygen Demand (Filtered)	mg/L	5			8	-	-	-	-	-	-	16	-	25	-	-	-	-	-	-	<5	-
	Dissolved Organic Carbon	µg/L	200			-	-	-	-	-	-	-	5700	-	-	-	-	-	-	-	-	1500	-
	Dissolved Organic Carbon (Filtered)	µg/L	200			800	<3000	<3000	<3000	<3000	<3000	<3000	5700	-	1700	6010	5800	5360	4920	5020	5760	1500	-
	pH (Lab)	pH_Units	0.01	6.5-9.5[#1]	6-9(MAC)[#38]	-	7.65	7.5	7.62	7.58	7.57	7.36	7.73	-	-	7.91	7.76	7.77	7.68	7.74	7.84	7.62	-
	pH (Lab) (Filtered)	pH_Units	0.01	6.5-9.5[#1]	6-9(MAC)[#38]	7.88	-	-	-	-	-	-	7.73	-	8.01	-	-	-	-	-	-	7.62	-

					Investigation Phase	GI	LTM	LTM	LTM	LTM	LTM	LTM	LTM	GI	GI	GI	LTM	LTM	LTM	LTM	LTM	GI	GI
					Location_Code	BH10008	BH10008	BH10008	BH10008	BH10008	BH10008	BH11003	BH11003	BH11004	BH11004	BH11004	BH11004	BH11004	BH11004	BH11004	BH11004	BH11007	BH11007
					Sampled_Date	04/03/2020	07/04/2020	21/04/2020	21/05/2020	03/07/2020	15/09/2020	17/09/2020	20/01/2021	06/11/2019	26/11/2019	14/01/2020	07/04/2020	21/04/2020	20/05/2020	07/07/2020	15/09/2020	17/10/2019	14/01/2020
					Sample_Depth	22	24	20	20	5.51	5.5	6.41	4.43	11.13	11.65	11.08	17	18	18	18	11.33	7.13	7.22
Chem_Group	**ChemName**	**output unit**	**EQL**	**UK Drinking Water Standards**	**UK Freshwater EQS**																		
Metals	Antimony	µg/L	4	5[#1]		<4	-	-	-	-	-	-	-	-	-	-	-	-	-	-	-	-	-
	Arsenic	µg/L	1	10[#1]	50[#2]	<2	<2	<2	<2	<2	<2	20.9	<2	<1	-	1	<2	<2	<2	<2	<2	<1	1
	Arsenic (Filtered)	µg/L	0.5	10[#1]	50[#2]	0.654	<0.5	<0.5	<0.5	<0.5	<0.5	0.835	1.22	2	-	<1	0.6	<0.5	0.632	0.657	<0.5	<1	4
	Boron	µg/L	10	1000[#1]	2000[#3]	35.9	56	47	37.8	42.4	31.3	81	82.4	36	-	23	26.1	34.1	44.1	42.1	33.1	<10	11
	Boron (Filtered)	µg/L	10	1000[#1]	2000[#3]	26.1	-	-	-	-	-	-	-	44	-	-	-	-	-	-	-	10	-
	Cadmium	µg/L	0.05	5[#1]	0.08[#4]	<0.5	<0.5	<0.5	<0.5	<0.5	<0.5	0.905	<0.5	<0.05	-	<0.05	<0.5	<0.5	<0.5	<0.5	<0.5	<0.2 - 0.06	0.1
	Cadmium (Filtered)	µg/L	0.05	5[#1]	0.08[#4]	<0.08	<0.08	<0.08	<0.08	<0.08	<0.08	<0.08	<0.08	<0.2 - 0.1	-	<0.05	0.114	0.123	0.126	0.176	0.168	<0.2 - 0.13	0.1
	Chromium (hexavalent)	µg/L	10		3.4[#5]	-	-	-	-	-	-	-	-	-	-	-	-	-	-	-	-	<10	-
	Chromium (hexavalent) (Filtered)	µg/L	3		3.4[#5]	<3	<3	<3	<3	<3	<3	-	<3	<10	-	<10	<3	<3	<3	<3	4.06	<10	<10
	Chromium	µg/L	1	50[#1]	3.4[#6]	<3	<3	<3	<3	3.28	<3	61.9	<3	3	-	9	<3	3.63	5.36	<3	<3	4	2
	Chromium (Filtered)	µg/L	1	50[#1]	3.4[#6]	<1	<1	<1	<1	<1	<1	<1	3.3	2	-	<1	1.11	1.41	1.63	2.03	7.37	4	4
	Chromium (Trivalent)	µg/L	10		4.7[#5]	-	-	-	-	-	-	-	-	-	-	-	-	-	-	-	-	-	-
	Chromium (Trivalent) (Filtered)	µg/L	3		4.7[#5]	<3	<3	<3	<3	<3	<3	-	-	<10	-	<10	<3	<3	<3	<3	3.31	<10	<10
	Cobalt	µg/L	1		3[#7]	-	-	-	-	-	-	-	-	-	-	-	-	-	-	-	-	-	-
	Cobalt (Filtered)	µg/L	0.5		3[#7]	<0.5	<0.5	<0.5	<0.5	<0.5	<0.5	0.904	0.899	2	-	2	1.93	1.61	1.91	2.05	2.13	3	3
	Copper	µg/L	1	2000[#1]	1(bio)[#8]	3.62	1.58	5.63	4.61	5.09	3.3	83.6	10.9	2	-	5	4.35	3.5	3.6	1.37	<1	1	8
	Copper (Filtered)	µg/L	0.3	2000[#1]	1(bio)[#8]	<0.3	-	0.352	<0.3	0.355	0.51	8.62	10.1	3	-	<1	-	1.2	0.991	1.1	0.703	1	20
	Iron	µg/L	10	200[#1]	1000[#2]	-	-	-	-	-	-	-	-	-	-	-	-	-	-	-	-	12	-
	Iron (Filtered)	µg/L	10	200[#1]	1000[#2]	23.2	<19	<19	<19	<19	<19	52.6	28.8	19	-	21	51.6	<19	35.1	28.3	21.7	12	83
	Lead	µg/L	1	10[#1]	1.2(bio)[#8]	-	-	-	-	-	-	-	-	-	-	-	-	-	-	-	-	3	-
	Lead (Filtered)	µg/L	0.2	10[#1]	1.2(bio)[#8]	<0.2	<0.2	<0.2	<0.2	<0.2	<0.2	0.646	<0.2	<1	-	<1	<0.2	<0.2	<0.2	0.318	<0.2	3	26
	Manganese	µg/L	1	50[#1]	123(bio)[#9]	53.8	99.9	74.2	63.2	80.3	52.3	1050	24.4	29	-	39	23.2	21.5	31.1	11.9	9.68	108	62
	Manganese (Filtered)	µg/L	1	50[#1]	123(bio)[#9]	47.7	80.5	55.9	49.1	68.8	44.2	24.1	-	25	-	21	21.7	13.9	18.1	13.4	10.3	108	49
	Mercury	µg/L	0.02	1[#1]	0.07(MAC)[#10]	<0.02	<0.02	<0.02	<0.02	<0.02	<0.02	0.0801	<0.02	<0.05	-	0.12	<0.02	<0.02	<0.02	<0.02	<0.02	<0.05	<0.05
	Mercury (Filtered)	µg/L	0.01	1[#1]	0.07(MAC)[#10]	<0.01	<0.01	<0.01	<0.01	<0.01	<0.01	<0.01	<0.01	<0.05	-	<0.05	<0.01	<0.01	<0.01	<0.01	<0.01	<0.05	<0.05
	Molybdenum	µg/L	9	70[#11]		<9	-	-	-	-	-	-	-	-	-	-	-	-	-	-	-	-	-
	Nickel	µg/L	1	20[#1]	4(bio)[#8]	3.13	5.09	4.72	4	5.46	3.77	46.4	3.1	23	-	30	28.6	29.6	31.8	30.4	28.3	7	14
	Nickel (Filtered)	µg/L	0.4	20[#1]	4(bio)[#8]	2.67	4.18	3.51	2.74	3.4	2.77	3.5	2.28	23	-	28	26	26.1	29.9	28.7	31.5	7	9
	Selenium	µg/L	1	10[#1]		5.32	4.43	5.85	5.42	6.09	5.93	5.18	2.39	2	-	2	3.57	3.23	2.39	1.83	1.57	<1	3
	Selenium (Filtered)	µg/L	1	10[#1]		5.44	-	-	-	-	-	-	-	2	-	-	-	-	-	-	-	<1	-
	Vanadium	µg/L	5		20[#12]	<5	-	-	-	-	-	-	-	-	-	-	-	-	-	-	-	-	-
	Zinc	µg/L	1	3000[#13]	10.9(bio)[#8]	10	<5	11.3	9.43	13	12.3	210	<5	15	-	19	50.2	24.2	19.3	10.4	26.4	23	70
	Zinc (Filtered)	µg/L	1	3000[#13]	10.9(bio)[#8]	3.63	-	-	-	-	-	-	-	17	-	-	-	-	-	-	-	23	-
Inorganics	Alkalinity (Carbonate as CaCO3) (Filtered)	mg/L	15			-	-	-	-	-	-	-	-	-	-	-	-	-	-	-	-	-	-
	Total Hardness	mg/l	0.35			522	593	543	532	520	509	312	319	-	-	-	637	656	666	674	660	537	-
	Total Hardness (Filtered)	mg/l	2			-	-	-	-	-	-	-	-	662	-	660	-	-	-	-	-	537	554
	Alkalinity (Bicarbonate as CaCO3)	mg/L	2			194	185	185	169	195	185	-	-	-	-	-	22.7	22.9	29.1	18.9	17.1	85	-
	Alkalinity (Bicarbonate as CaCO3) (Filtered)	mg/L	15			-	-	-	-	-	-	-	-	50	-	15	-	-	-	-	-	85	150
	Alkalinity (Bicarbonate) as HCO3	mg/L	2			236	226	226	206	238	226	-	-	-	-	-	27.7	27.9	35.5	23	20.9	-	-
	Alkalinity (total) as CaCO3	mg/L	2			-	185	185	169	195	185	-	186	-	-	-	22.7	22.9	29.1	18.9	17.1	96	-
	Alkalinity (total) as CaCO3 (Filtered)	mg/L	15			-	-	-	-	-	-	-	-	34	-	15 - 43	-	-	-	-	-	96	139 - 150
	Ammonia as N (Filtered)	mg/L	0.000036		0.6[#14]	-	-	-	-	-	-	-	-	-	-	-	-	-	-	-	-	-	-
	Ammoniacal Nitrogen as N	mg/L	0.02		0.6[#14]	-	-	-	-	-	-	-	-	-	-	-	-	-	-	-	-	0.06	-
	Ammoniacal Nitrogen as N (Filtered)	mg/L	0.01		0.6[#14]	0.0204	0.019	0.0364	0.135	0.0161	-	-	-	0.05	-	0.1	0.038	0.0353	0.0281	0.011	-	0.06	0.05
	Ammoniacal Nitrogen as NH3 (Filtered)	mg/L	0.01			-	-	-	-	-	-	-	-	-	-	-	-	-	-	-	-	-	-
	Calcium	mg/L	1			-	-	-	-	-	-	-	-	-	-	-	-	-	-	-	-	175	-
	Calcium (Filtered)	mg/L	0.2			170	191	185	196	178	175	126	-	209	-	208	193	194	223	207	224	175	180
	Chloride	mg/L	1	250[#1]	250[#3]	-	-	-	-	-	-	-	-	-	-	-	-	-	-	-	-	72	-
	Chloride (Filtered)	mg/L	1	250[#1]	250[#3]	78	102	96.4	184	92.7	77.7	-	-	177	-	183	188	193	189	199	199	72	68
	Cyanide (Free)	µg/L	5	50[#1]	1[#2]	-	-	-	-	-	-	-	-	-	-	-	-	-	-	-	-	<5	-
	Cyanide (Free) (Filtered)	µg/L	2.5	50[#1]	1[#2]	<2.5	<2.5	<2.5	<2.5	<2.5	<2.5	-	<2.5	<5	-	<5	<2.5	<2.5	<2.5	<2.5	<2.5	<5	<5
	Cyanide Total	µg/L	5	50[#1]	1[#2]	-	-	-	-	-	-	-	-	-	-	-	-	-	-	-	-	<5	-
	Cyanide Total (Filtered)	µg/L	5	50[#1]	1[#2]	<5	<5	<5	<5	<5	<5	-	<5	<5	-	<5	<5	<5	<5	<5	<5	<5	<5
	cyanides-complex (Filtered)	µg/L	5	50[#1]	1[#2]	<5	<5	<5	<5	<5	<5	-	<5	-	-	-	<5	<5	<5	<5	<5	-	-
	Fluoride	µg/L	100	1500[#1]	1000[#15]	-	-	-	-	-	-	-	-	-	-	-	-	-	-	-	-	<100	-
	Fluoride (Filtered)	µg/L	100	1500[#1]	1000[#15]	<500	<500	<500	<500	<500	-	-	-	<100	-	<100	<500	<500	<500	<500	-	<100	<100
	Magnesium	mg/L	1			-	-	-	-	-	-	-	-	-	-	-	-	-	-	-	-	24	-
	Magnesium (Filtered)	mg/L	0.036			14.6	17.5	16.3	16.9	15.7	14.9	8.26	-	34	-	34	32.4	31.7	36.4	33	36.8	24	26
	Nitrate (as N) (Filtered)	mg/L	0.022			-	-	-	-	-	-	-	-	-	-	40.238	-	-	-	-	-	-	46.853
	Nitrate (as NO3-)	mg/L	0.1	50(NO3)[#16]		-	-	-	-	-	-	-	-	-	-	-	-	-	-	-	-	195	-
	Nitrate (as NO3-) (Filtered)	mg/L	0.1	50(NO3)[#16]		9.42	8.71	8.99	9.36	8.33	9.99	-	-	122	-	-	137	142	139	140	133	195	-
	Phosphorus	µg/L	20			90.7	60.5	83.7	78.1	108	-	-	-	-	-	375	307	301	323	253	-	-	282
	Phosphorus (Filtered)	µg/L	10			46.1	41.9	42.5	42.9	40.7	-	-	-	-	-	193	175	194	179	197	-	-	24
	Potassium	mg/L	1.2			-	-	-	-	-	-	-	-	-	-	-	-	-	-	-	-	2	-
	Potassium (Filtered)	mg/L	0.2			4.8	5.21	5.29	5.93	5.19	5.2	30	-	5	-	5	5.43	5.39	6.01	5.36	5.62	2	4
	Sodium	mg/L	1	200[#1]		-	-	-	-	-	-	-	-	-	-	-	-	-	-	-	-	36	-
	Sodium (Filtered)	mg/L	0.076	200[#1]		28.1	35.1	32.3	32.2	30.4	29.4	23.7	-	45.5 - 46	-	45	55.1	51.4	53.6	45.5	49.3	35.7 - 36	39
	Sulphate	mg/L	1	250(SO4)[#17]	400[#3]	-	-	-	-	-	-	-	-	-	-	-	-	-	-	-	-	220	-
	Sulphate (Filtered)	mg/L	1	250(SO4)[#17]	400[#3]	262	253	271	234	260	266	-	-	324	-	355	357	355	360	391	394	220	199
PAH	Naphthalene	µg/L	0.01		2[#2]	<0.01	<0.01	<1 - 0.0141	<0.01	<0.01	0.0321	-	0.0111	-	-	-	0.0182	0.0242	0.0455	<0.01	0.0301	<0.01	-
	Naphthalene (Filtered)	µg/L	0.01		2[#2]	-	-	-	-	-	-	-	-	<0.01	-	<0.01	-	-	-	-	-	<0.01	<0.01
	Acenaphthene	µg/L	0.005		No UK EQS	<0.005	<0.005	<0.005	<0.005	<0.005	<0.005	-	<0.005	-	-	-	<0.005	<0.005	<0.005	<0.005	0.0169	<0.01	-
	Acenaphthene (Filtered)	µg/L	0.01		No UK EQS	-	-	-	-	-	-	-	-	<0.01	-	<0.01	-	-	-	-	-	<0.01	<0.01
	Acenaphthylene	µg/L	0.005		No UK EQS	<0.005	<0.005	<0.005	<0.005	<0.005	<0.005	-	<0.005	-	-	-	<0.005	<0.005	<0.005	<0.005	<0.005	<0.01	-
	Acenaphthylene (Filtered)	µg/L	0.01		No UK EQS	-	-	-	-	-	-	-	-	<0.01	-	<0.01	-	-	-	-	-	<0.01	<0.01
	Fluoranthene	µg/L	0.005		0.0063[#2]	<0.005	<0.005	<1 -	<0.005	<0.005	0.0089	-	<0.005	-	-	-	<0.005	0.00623	<0.005	<0.005	<0.005	<0.01	-
	Fluoranthene (Filtered)	µg/L	0.01		0.0063[#2]	-	-	-	-	-	-	-	-	0.05	-	<0.01	-	-	-	-	-	<0.01	0.05
	Anthracene	µg/L	0.005		0.1[#2]	<0.005	<0.005	<0.005	<0.005	<0.005	<0.005	-	<0.005	-	-	-	<0.005	<0.005	<0.005	<0.005	<0.005	<0.01	-
	Anthracene (Filtered)	µg/L	0.01		0.1[#2]	-	-	-	-	-	-	-	-	<0.01	-	<0.01	-	-	-	-	-	<0.01	<0.01
	Phenanthrene	µg/L	0.005		No UK EQS	<0.005	<0.005	<1 -	<0.005	<0.005	0.0106	-	<0.005	-	-	-	<0.005	<0.005	<0.005	<0.005	<0.005	<0.01	-
	Phenanthrene (Filtered)	µg/L	0.01		No UK EQS	-	-	-	-	-	-	-	-	<0.01	-	<0.01	-	-	-	-	-	<0.01	0.02

					Investigation Phase	GI	LTM	LTM	LTM	LTM	LTM	LTM	LTM	GI	GI	GI	LTM	LTM	LTM	LTM	LTM	GI	GI
					Location_Code	BH10008	BH10008	BH10008	BH10008	BH10008	BH10008	BH11003	BH11003	BH11004	BH11004	BH11004	BH11004	BH11004	BH11004	BH11004	BH11004	BH11007	BH11007
					Sampled_Date	04/03/2020	07/04/2020	21/04/2020	21/05/2020	03/07/2020	15/09/2020	17/09/2020	20/01/2021	06/11/2019	26/11/2019	14/01/2020	07/04/2020	21/04/2020	20/05/2020	07/07/2020	15/09/2020	17/10/2019	14/01/2020
					Sample_Depth	22	24	20	20	5.51	5.5	6.41	4.43	11.13	11.65	11.08	17	18	18	18	11.33	7.13	7.22
Chem_Group	**ChemName**	**output unit**	**EQL**	**UK Drinking Water Standards**	**UK Freshwater EQS**																		
	Fluorene	µg/L	0.005		No UK EQS	<0.005	<0.005	<0.005	<0.005	<0.005	<0.005	-	<0.005	-	-	-	<0.005	<0.005	<0.005	<0.005	<0.005	<0.01	-
	Fluorene (Filtered)	µg/L	0.01		No UK EQS	-	-	-	-	-	-	-	-	<0.01	-	<0.01	-	-	-	-	-	<0.01	<0.01
	Chrysene	µg/L	0.005		No UK EQS	<0.005	<0.005	<0.005	<0.005	<0.005	<0.005	-	<0.005	-	-	-	<0.005	<0.005	<0.005	<0.005	0.0115	<0.01	-
	Chrysene (Filtered)	µg/L	0.01		No UK EQS	-	-	-	-	-	-	-	-	0.03	-	<0.01	-	-	-	-	-	<0.01	0.03
	Pyrene	µg/L	0.005		No UK EQS	<0.005	<0.005	<1 -	<0.005	<0.005	0.00816	-	<0.005	-	-	-	<0.005	0.00732	<0.005	<0.005	<0.005	<0.01	-
	Pyrene (Filtered)	µg/L	0.01		No UK EQS	-	-	-	-	-	-	-	-	0.04	-	<0.01	-	-	-	-	-	<0.01	0.04
	Benzo(a)anthracene	µg/L	0.005		No UK EQS	<0.005	<0.005	<0.005	<0.005	<0.005	<0.005	-	<0.005	-	-	-	<0.005	<0.005	<0.005	<0.005	0.0114	<0.01	-
	Benzo(a)anthracene (Filtered)	µg/L	0.01		No UK EQS	-	-	-	-	-	-	-	-	0.02	-	<0.01	-	-	-	-	-	<0.01	0.03
	Benzo(b)fluoranthene	µg/L	0.005	0.025[#18]	See BaP[#19]	<0.005	<0.005	<1 - 0.009	<0.005	<0.005	0.00846	-	<0.005	-	-	-	<0.005	0.0107	<0.005	<0.005	<0.005	<0.01	-
	Benzo(b)fluoranthene (Filtered)	µg/L	0.01	0.025[#18]	See BaP[#19]	-	-	-	-	-	-	-	-	0.03	-	<0.01	-	-	-	-	-	<0.01	0.04
	Benzo(k)fluoranthene	µg/L	0.005	0.025[#18]	See BaP[#19]	<0.005	<0.005	<1 - 0.0125	<0.005	<0.005	<0.005	-	<0.005	-	-	-	<0.005	0.0106	<0.005	<0.005	<0.005	<0.01	-
	Benzo(k)fluoranthene (Filtered)	µg/L	0.01	0.025[#18]	See BaP[#19]	-	-	-	-	-	-	-	-	0.02	-	<0.01	-	-	-	-	-	<0.01	0.01
	Benzo(a)pyrene	µg/L	0.002	0.01[#1]	0.00017[#19]	<0.002	<0.002	<0.002	<0.002	<0.002	0.00481	-	<0.002	-	-	-	<0.002	<0.002	<0.002	<0.002	<0.002	<0.01	-
	Benzo(a)pyrene (Filtered)	µg/L	0.01	0.01[#1]	0.00017[#19]	-	-	-	-	-	-	-	-	0.02	-	<0.01	-	-	-	-	-	<0.01	0.03
	Dibenz(a,h)anthracene	µg/L	0.005		No UK EQS	<0.005	<0.005	<0.005	<0.005	<0.005	<0.005	-	<0.005	-	-	-	<0.005	<0.005	<0.005	<0.005	<0.005	<0.01	-
	Dibenz(a,h)anthracene (Filtered)	µg/L	0.01		No UK EQS	-	-	-	-	-	-	-	-	<0.01	-	<0.01	-	-	-	-	-	<0.01	<0.01
	Benzo(g,h,i)perylene	µg/L	0.005	0.025[#18]	See BaP[#19]	<0.005	<0.005	<0.005	<0.005	<0.005	0.0257	-	<0.005	-	-	-	<0.005	<0.005	<0.005	<0.005	0.024	<0.01	-
	Benzo(g,h,i)perylene (Filtered)	µg/L	0.01	0.025[#18]	See BaP[#19]	-	-	-	-	-	-	-	-	0.02	-	<0.01	-	-	-	-	-	<0.01	0.02
	Indeno(1,2,3-c,d)pyrene	µg/L	0.005	0.025[#18]	See BaP[#19]	<0.005	<0.005	<0.005	<0.005	<0.005	<0.005	-	<0.005	-	-	-	<0.005	<0.005	<0.005	<0.005	<0.005	<0.01	-
	Indeno(1,2,3-c,d)pyrene (Filtered)	µg/L	0.01	0.025[#18]	See BaP[#19]	-	-	-	-	-	-	-	-	0.02	-	<0.01	-	-	-	-	-	<0.01	0.02
	PAH 16 Total	µg/L	0.01			<0.082	<0.082	<0.082	<0.082	<0.082	0.0988	-	<0.082	-	-	-	<0.082	<0.082	<0.082	<0.082	0.0938	<0.01	-
	PAH 16 Total (Filtered)	µg/L	0.01			-	-	-	-	-	-	-	-	0.25	-	<0.01	-	-	-	-	-	<0.01	0.29
TPH CWG	>C5-C6 Aliphatics	µg/L	1	See TPH	See TPH	<10	<10	<10	<10	<10	-	-	-	-	-	-	<10	<10	<10	<10	-	<1	-
	>C5-C6 Aliphatics (Filtered)	µg/L	1	See TPH	See TPH	-	-	-	-	-	-	-	-	<1	-	<1	-	-	-	-	-	<1	<1
	>C6-C8 Aliphatics	µg/L	1	See TPH	See TPH	<10	<10	<10	<10	<10	-	-	-	-	-	-	<10	<10	<10	<10	-	<1	-
	>C6-C8 Aliphatics (Filtered)	µg/L	1	See TPH	See TPH	-	-	-	-	-	-	-	-	<1	-	<1	-	-	-	-	-	<1	<1
	>C8-C10 Aliphatics	µg/L	5	See TPH	See TPH	<10	<10	<10	<10	<10	-	-	-	-	-	-	<10	<10	<10	<10	-	<5	-
	>C8-C10 Aliphatics (Filtered)	µg/L	5	See TPH	See TPH	-	-	-	-	-	-	-	-	<5	-	<5	-	-	-	-	-	<5	<5
	>C10-C12 Aliphatics	µg/L	5	See TPH	See TPH	<10	<10	<10	<10	<10	-	-	-	-	-	-	<10	<10	<10	<10	-	<5	-
	>C10-C12 Aliphatics (Filtered)	µg/L	5	See TPH	See TPH	-	-	-	-	-	-	-	-	<5	-	<5	-	-	-	-	-	<5	<5
	>C12-C16 Aliphatics	µg/L	5	See TPH	See TPH	<10	<10	<10	<10	<10	-	-	-	-	-	-	<10	<10	<10	<10	-	<5	-
	>C12-C16 Aliphatics (Filtered)	µg/L	5	See TPH	See TPH	-	-	-	-	-	-	-	-	<5	-	<5	-	-	-	-	-	<5	<5
	>C16-C21 Aliphatics	µg/L	5	See TPH	See TPH	<10	<10	<10	<10	<10	-	-	-	-	-	-	<10	<10	<10	<10	-	<5	-
	>C16-C21 Aliphatics (Filtered)	µg/L	5	See TPH	See TPH	-	-	-	-	-	-	-	-	<5	-	22	-	-	-	-	-	<5	<5
	>C21-C35 Aliphatics	µg/L	5	See TPH	See TPH	<10	<10	<10	<10	<10	-	-	-	-	-	-	<10	<10	<10	<10	-	<5	-
	>C21-C35 Aliphatics (Filtered)	µg/L	5	See TPH	See TPH	-	-	-	-	-	-	-	-	<5	-	10	-	-	-	-	-	<5	<5
	>C16-C35 Aliphatics	µg/L	10			<10	<10	<10	<10	<10	-	-	-	-	-	-	<10	<10	<10	<10	-	-	-
	Total >C5-C35 Aliphatics	µg/L	5	See TPH	See TPH	-	-	-	-	-	-	-	-	-	-	-	-	-	-	-	-	<5	-
	Total >C5-C35 Aliphatics (Filtered)	µg/L	5	See TPH	See TPH	-	-	-	-	-	-	-	-	<5	-	32	-	-	-	-	-	<5	<5
	Total Aliphatics >C12-C35	µg/L	10			<10	<10	<10	<10	<10	-	-	-	-	-	-	<10	<10	<10	<10	-	-	-
	>EC5-EC7 Aromatics	µg/L	1	See TPH	See TPH	-	-	-	-	-	-	-	-	-	-	-	-	-	-	-	-	<1	-
	>EC5-EC7 Aromatics (Filtered)	µg/L	1	See TPH	See TPH	-	-	-	-	-	-	-	-	<1	-	<1	-	-	-	-	-	<1	<1
	>EC6-EC7 Aromatics	µg/L	10			<10	<10	<10	<10	<10	-	-	-	-	-	-	<10	<10	<10	<10	-	-	-
	>EC7-EC8 Aromatics	µg/L	1	See TPH	See TPH	<10	<10	<10	<10	<10	-	-	-	-	-	-	<10	<10	<10	<10	-	<1	-
	>EC7-EC8 Aromatics (Filtered)	µg/L	1	See TPH	See TPH	-	-	-	-	-	-	-	-	<1	-	<1	-	-	-	-	-	<1	<1
	>EC8-EC10 Aromatics	µg/L	5	See TPH	See TPH	<10	<10	<10	<10	<10	-	-	-	-	-	-	<10	<10	<10	<10	-	<5	-
	>EC8-EC10 Aromatics (Filtered)	µg/L	5	See TPH	See TPH	-	-	-	-	-	-	-	-	<5	-	<5	-	-	-	-	-	<5	<5
	>EC10-EC12 Aromatics	µg/L	5	See TPH	See TPH	<10	<10	<10	<10	<10	-	-	-	-	-	-	<10	<10	<10	<10	-	<5	-
	>EC10-EC12 Aromatics (Filtered)	µg/L	5	See TPH	See TPH	-	-	-	-	-	-	-	-	<5	-	<5	-	-	-	-	-	<5	<5
	>EC12-EC16 Aromatics	µg/L	5	See TPH	See TPH	<10	<10	<10	<10	<10	-	-	-	-	-	-	<10	<10	<10	<10	-	<5	-
	>EC12-EC16 Aromatics (Filtered)	µg/L	5	See TPH	See TPH	-	-	-	-	-	-	-	-	<5	-	<5	-	-	-	-	-	<5	<5
	>EC16-EC21 Aromatics	µg/L	5	See TPH	See TPH	<10	<10	<10	<10	<10	-	-	-	-	-	-	<10	<10	<10	<10	-	<5	-
	>EC16-EC21 Aromatics (Filtered)	µg/L	5	See TPH	See TPH	-	-	-	-	-	-	-	-	<5	-	9	-	-	-	-	-	<5	<5
	>EC21-EC35 Aromatics	µg/L	10	See TPH	See TPH	<10	<10	<10	<10	<10	-	-	-	-	-	-	<10	<10	<10	<10	-	<10	-
	>EC21-EC35 Aromatics (Filtered)	µg/L	10	See TPH	See TPH	-	-	-	-	-	-	-	-	<10	-	<10	-	-	-	-	-	<10	<10
	Total Aromatics >EC12-EC35	µg/L	10			<10	<10	<10	<10	<10	-	-	-	-	-	-	<10	<10	<10	<10	-	-	-
	Total >EC5-EC35 Aromatics	µg/L	10	See TPH	See TPH	-	-	-	-	-	-	-	-	-	-	-	-	-	-	-	-	<10	-
	Total >EC5-EC35 Aromatics (Filtered)	µg/L	10	See TPH	See TPH	-	-	-	-	-	-	-	-	<10	-	<10	-	-	-	-	-	<10	<10
	TPH >C5-C35 Aliphatics/Aromatics	µg/L	10	I10[#20]	I50[#21]	<10	<10	<10	<10	<10	-	-	-	-	-	-	<10	<10	13	<10	-	<10	-
	TPH >C5-C35 Aliphatics/Aromatics (Filtered)	µg/L	10	I10[#20]	I50[#21]	-	-	-	-	-	-	-	-	<10	-	42	-	-	-	-	-	<10	<10
TPH	>C5-C6	µg/L	10			-	-	-	-	-	<10	-	-	-	-	-	-	-	-	-	<10	-	-
	>C6-C7	µg/L	10			-	-	-	-	-	<10	-	-	-	-	-	-	-	-	-	<10	-	-
	>C7-C8	µg/L	10			-	-	-	-	-	<10	-	-	-	-	-	-	-	-	-	<10	-	-
	>C6-C8	µg/L	10			-	-	-	-	-	-	-	-	-	-	-	-	-	-	-	-	-	-
	>C6-C8 (Filtered)	µg/L	10			-	-	-	-	-	-	-	-	-	-	-	-	-	-	-	-	-	-
	>C8-C10	µg/L	5			-	-	-	-	-	<10	-	<10	-	-	-	-	-	-	-	<10	-	-
	>C8-C10 (Filtered)	µg/L	5			-	-	-	-	-	-	-	-	-	-	-	-	-	-	-	-	-	-
	>C10-C12	µg/L	5			-	-	-	-	-	<10	-	-	-	-	-	-	-	-	-	<10	-	-
	>C10-C12 (Filtered)	µg/L	5			-	-	-	-	-	-	-	-	-	-	-	-	-	-	-	-	-	-
	>C12-C16	µg/L	10			-	-	-	-	-	<100	-	-	-	-	-	-	-	-	-	<100	-	-
	>C12-C16 (Filtered)	µg/L	10			-	-	-	-	-	-	-	-	-	-	-	-	-	-	-	-	-	-
	>C16-C21	µg/L	20			-	-	-	-	-	<100	-	-	-	-	-	-	-	-	-	<100	-	-
	>C16-C21 (Filtered)	µg/L	20			-	-	-	-	-	-	-	-	-	-	-	-	-	-	-	-	-	-
	>C21-C28	µg/L	100			-	-	-	-	-	<100	-	-	-	-	-	-	-	-	-	<100	-	-
	>C28-C35	µg/L	100			-	-	-	-	-	<100	-	-	-	-	-	-	-	-	-	<100	-	-
	>C21-C40	µg/L	20			-	-	-	-	-	-	-	-	-	-	-	-	-	-	-	-	-	-
	>C21-C40 (Filtered)	µg/L	20			-	-	-	-	-	-	-	-	-	-	-	-	-	-	-	-	-	-
	>C35-C40	µg/L	100			-	-	-	-	-	<100	-	-	-	-	-	-	-	-	-	<100	-	-
	EPH >C10-40	µg/L	100			-	-	-	-	-	<100	-	<100	-	-	-	-	-	-	-	<100	-	-
	Total EPH C6-40	µg/L	100			-	-	-	-	-	<100	-	<100	-	-	-	-	-	-	-	<100	-	-
	GRO >C5-12	µg/L	50			<50	<50	<50	<50	<50	<50	-	<50	-	-	-	<50	<50	<50	<50	<50	-	-

						Investigation Phase	GI	LTM	LTM	LTM	LTM	LTM	LTM	LTM	GI	GI	GI	LTM	LTM	LTM	LTM	LTM	LTM	GI	GI
						Location_Code	BH10008	BH10008	BH10008	BH10008	BH10008	BH10008	BH11003	BH11003	BH11004	BH11004	BH11004	BH11004	BH11004	BH11004	BH11004	BH11004	BH11004	BH11007	BH11007
						Sampled_Date	04/03/2020	07/04/2020	21/04/2020	21/05/2020	03/07/2020	15/09/2020	17/09/2020	20/01/2021	06/11/2019	26/11/2019	14/01/2020	07/04/2020	21/04/2020	20/05/2020	07/07/2020	15/09/2020	17/10/2019	14/01/2020
						Sample_Depth	22	24	20	20	5.51	5.5	6.41	4.43	11.13	11.65	11.08	17	18	18	18	11.33	7.13	7.22
Chem_Group	**ChemName**	**output unit**	**EQL**	**UK Drinking Water Standards**	**UK Freshwater EQS**																				
	Total Petroleum Hydrocarbons	µg/L	10	10[#20]	50[#21]	-	-	-	-	-	-	-	-	-	-	-	-	-	-	-	-	-	-	-
	Total Petroleum Hydrocarbons (Filtered)	µg/L	10	10[#20]	50[#21]	-	-	-	-	-	-	-	-	-	-	-	-	-	-	-	-	-	-	-
BTEX and MTBE	Benzene	µg/L	1	1[#1]	10[#2]	<1	<1	<1	<1	<1	<7	-	<7	-	-	-	<7	<7	<7	<7	<7	<1	-
	Benzene (Filtered)	µg/L	1	1[#1]	10[#2]	-	-	-	-	-	-	-	-	<1	-	<1	-	-	-	-	-	<1	<1
	Toluene	µg/L	1	700[#22]	74[#2]	<1	<1	<1	<1	<1	<4	-	<4	-	-	-	<4	<4	<7	<4	<4	<1	-
	Toluene (Filtered)	µg/L	1	700[#22]	74[#2]	-	-	-	-	-	-	-	-	<1	-	<1	-	-	-	-	-	<1	<1
	Ethylbenzene	µg/L	1	300[#22]	20[#23]	<1	<1	<1	<1	<1	<5	-	<5	-	-	-	<5	<5	<5	<5	<5	<1	-
	Ethylbenzene (Filtered)	µg/L	1	300[#22]	20[#23]	-	-	-	-	-	-	-	-	<1	-	<1	-	-	-	-	-	<1	<1
	Xylene (m & p)	µg/L	1	250[#24]	15[#25]	<1	<1	<1	<1	<1	<8	-	<8	-	-	-	<8	<8	<8	<8	<8	<1	-
	Xylene (m & p) (Filtered)	µg/L	1	250[#24]	15[#25]	-	-	-	-	-	-	-	-	<1	-	<1	-	-	-	-	-	<1	<1
	Xylene (o)	µg/L	1	250[#24]	15[#25]	<1	<1	<1	<1	<1	<3	-	<3	-	-	-	<3	<3	<3	<3	<3	<1	-
	Xylene (o) (Filtered)	µg/L	1	250[#24]	15[#25]	-	-	-	-	-	-	-	-	<1	-	<1	-	-	-	-	-	<1	<1
	Xylene Total	µg/L	2	500[#22]	30[#3]	<2	<2	<2	<2	<2	<11	-	<11	-	-	-	<11	<11	<11	<11	<11	-	-
	MTBE	µg/L	1	15[#26]	15[#27]	<1	<1	<1	<1	<1	<3	-	<3	-	-	-	<3	<3	<3	<3	<3	<1	-
	MTBE (Filtered)	µg/L	1	15[#26]	15[#27]	-	-	-	-	-	-	-	-	<1	-	<1	-	-	-	-	-	<1	<1
	Total BTEX	µg/L	28			<28	<28	<28	<28	<28	<28	-	<28	-	-	-	<28	<28	<28	<28	<28	-	-
VOC	Styrene	µg/L	1		50[#3]	<1	<1	<1	<1	<1	-	-	-	-	-	-	-	-	-	-	-	-	-	-
	Styrene (Filtered)	µg/L	1		50[#3]	-	-	-	-	-	-	-	-	<1	-	-	-	-	-	-	-	-	-	-
	cis-1,3-dichloropropene	µg/L	1			<1	<1	<1	<1	<1	-	-	-	-	-	-	-	-	-	-	-	-	-	-
	cis-1,3-dichloropropene (Filtered)	µg/L	1			-	-	-	-	-	-	-	-	<1	-	-	-	-	-	-	-	-	-	-
	trans-1,3-dichloropropene	µg/L	1			<1	<1	<1	<1	<1	-	-	-	-	-	-	-	-	-	-	-	-	-	-
	trans-1,3-dichloropropene (Filtered)	µg/L	1			-	-	-	-	-	-	-	-	<1	-	-	-	-	-	-	-	-	-	-
	1,1,1,2-tetrachloroethane	µg/L	1		70[#28]	<1	<1	<1	<1	<1	-	-	-	-	-	-	-	-	-	-	-	-	-	-
	1,1,1,2-tetrachloroethane (Filtered)	µg/L	1		70[#28]	-	-	-	-	-	-	-	-	<1	-	-	-	-	-	-	-	-	-	-
	1,1,1-trichloroethane	µg/L	1	2000[#29]	100[#3]	<1	<1	<1	<1	<1	-	-	-	-	-	-	-	-	-	-	-	-	-	-
	1,1,1-trichloroethane (Filtered)	µg/L	1	2000[#29]	100[#3]	-	-	-	-	-	-	-	-	<1	-	-	-	-	-	-	-	-	-	-
	1,1,2,2-tetrachloroethane	µg/L	1		70[#28]	<1	<1	<1	<1	<1	-	-	-	-	-	-	-	-	-	-	-	-	-	-
	1,1,2,2-tetrachloroethane (Filtered)	µg/L	1		70[#28]	-	-	-	-	-	-	-	-	<1	-	-	-	-	-	-	-	-	-	-
	1,1,2-trichloroethane	µg/L	1		400[#3]	<1	<1	<1	<1	<1	-	-	-	-	-	-	-	-	-	-	-	-	-	-
	1,1,2-trichloroethane (Filtered)	µg/L	1		400[#3]	-	-	-	-	-	-	-	-	<1	-	-	-	-	-	-	-	-	-	-
	1,1-dichloroethane	µg/L	1	2.8[#30]		<1	<1	<1	<1	<1	-	-	-	-	-	-	-	-	-	-	-	-	-	-
	1,1-dichloroethane (Filtered)	µg/L	1	2.8[#30]		-	-	-	-	-	-	-	-	<1	-	-	-	-	-	-	-	-	-	-
	1,1-dichloroethene	µg/L	1	140[#31]		<1	<1	<1	<1	<1	-	-	-	-	-	-	-	-	-	-	-	-	-	-
	1,1-dichloroethene (Filtered)	µg/L	1	140[#31]		-	-	-	-	-	-	-	-	<1	-	-	-	-	-	-	-	-	-	-
	1,1-dichloropropene	µg/L	1			<1	<1	<1	<1	<1	-	-	-	-	-	-	-	-	-	-	-	-	-	-
	1,1-dichloropropene (Filtered)	µg/L	1			-	-	-	-	-	-	-	-	<1	-	-	-	-	-	-	-	-	-	-
	1,2,3-trichloropropane	µg/L	1			<1	<1	<1	<1	<1	-	-	-	-	-	-	-	-	-	-	-	-	-	-
	1,2,3-trichloropropane (Filtered)	µg/L	1			-	-	-	-	-	-	-	-	<1	-	-	-	-	-	-	-	-	-	-
	1,2,4-trimethylbenzene	µg/L	1			<1	<1	<1	<1	<1	-	-	-	-	-	-	-	-	-	-	-	-	-	-
	1,2,4-trimethylbenzene (Filtered)	µg/L	1			-	-	-	-	-	-	-	-	<1	-	-	-	-	-	-	-	-	-	-
	1,2-dibromo-3-chloropropane	µg/L	1			<1	<1	<1	<1	<1	-	-	-	-	-	-	-	-	-	-	-	-	-	-
	1,2-dibromo-3-chloropropane (Filtered)	µg/L	2			-	-	-	-	-	-	-	-	<2	-	-	-	-	-	-	-	-	-	-
	1,2-dibromoethane	µg/L	1			<1	<1	<1	<1	<1	-	-	-	-	-	-	-	-	-	-	-	-	-	-
	1,2-dibromoethane (Filtered)	µg/L	1			-	-	-	-	-	-	-	-	<1	-	-	-	-	-	-	-	-	-	-
	1,2-dichloroethane	µg/L	1	3[#1]	10[#2]	<1	<1	<1	<1	<1	-	-	-	-	-	-	-	-	-	-	-	-	-	-
	1,2-dichloroethane (Filtered)	µg/L	2	3[#1]	10[#2]	-	-	-	-	-	-	-	-	<2	-	-	-	-	-	-	-	-	-	-
	1,2-dichloropropane	µg/L	1			<1	<1	<1	<1	<1	-	-	-	-	-	-	-	-	-	-	-	-	-	-
	1,2-dichloropropane (Filtered)	µg/L	1			-	-	-	-	-	-	-	-	<1	-	-	-	-	-	-	-	-	-	-
	1,3,5-trimethylbenzene	µg/L	1			<1	<1	<1	<1	<1	-	-	-	-	-	-	-	-	-	-	-	-	-	-
	1,3,5-trimethylbenzene (Filtered)	µg/L	1			-	-	-	-	-	-	-	-	<1	-	-	-	-	-	-	-	-	-	-
	1,3-dichloropropane	µg/L	1			<1	<1	<1	<1	<1	-	-	-	-	-	-	-	-	-	-	-	-	-	-
	1,3-dichloropropane (Filtered)	µg/L	1			-	-	-	-	-	-	-	-	<1	-	-	-	-	-	-	-	-	-	-
	2,2-dichloropropane	µg/L	1			<1	<1	<1	<1	<1	-	-	-	-	-	-	-	-	-	-	-	-	-	-
	2,2-dichloropropane (Filtered)	µg/L	1			-	-	-	-	-	-	-	-	<1	-	-	-	-	-	-	-	-	-	-
	2-chlorotoluene	µg/L	1			<1	<1	<1	<1	<1	-	-	-	-	-	-	-	-	-	-	-	-	-	-
	2-chlorotoluene (Filtered)	µg/L	1			-	-	-	-	-	-	-	-	<1	-	-	-	-	-	-	-	-	-	-
	4-chlorotoluene	µg/L	1			<1	<1	<1	<1	<1	-	-	-	-	-	-	-	-	-	-	-	-	-	-
	4-chlorotoluene (Filtered)	µg/L	1			-	-	-	-	-	-	-	-	<1	-	-	-	-	-	-	-	-	-	-
	Bromobenzene	µg/L	1			<1	<1	<1	<1	<1	-	-	-	-	-	-	-	-	-	-	-	-	-	-
	Bromobenzene (Filtered)	µg/L	1			-	-	-	-	-	-	-	-	<1	-	-	-	-	-	-	-	-	-	-
	Bromochloromethane	µg/L	1			<1	<1	<1	<1	<1	-	-	-	-	-	-	-	-	-	-	-	-	-	-
	Bromochloromethane (Filtered)	µg/L	5			-	-	-	-	-	-	-	-	<5	-	-	-	-	-	-	-	-	-	-
	Bromodichloromethane	µg/L	1	25[#32]		<1	<1	<1	<1	<1	-	-	-	-	-	-	-	-	-	-	-	-	-	-
	Bromodichloromethane (Filtered)	µg/L	10	25[#32]		-	-	-	-	-	-	-	-	<10	-	-	-	-	-	-	-	-	-	-
	Bromoform	µg/L	1	25[#32]		<1	<1	<1	<1	<1	-	-	-	-	-	-	-	-	-	-	-	-	-	-
	Bromoform (Filtered)	µg/L	1	25[#32]		-	-	-	-	-	-	-	-	<1	-	-	-	-	-	-	-	-	-	-
	Bromomethane	µg/L	1			<1	<1	<1	<1	<1	-	-	-	-	-	-	-	-	-	-	-	-	-	-
	Bromomethane (Filtered)	µg/L	1			-	-	-	-	-	-	-	-	<1	-	-	-	-	-	-	-	-	-	-
	Carbon disulfide	µg/L	1			<1	<1	<1	<1	<1	-	-	-	-	-	-	-	-	-	-	-	-	-	-
	Carbon disulfide (Filtered)	µg/L	1			-	-	-	-	-	-	-	-	<1	-	-	-	-	-	-	-	-	-	-
	Carbon tetrachloride	µg/L	1	3[#1]	12[#2]	<1	<1	<1	<1	<1	-	-	-	-	-	-	-	-	-	-	-	-	-	-
	Carbon tetrachloride (Filtered)	µg/L	1	3[#1]	12[#2]	-	-	-	-	-	-	-	-	<1	-	-	-	-	-	-	-	-	-	-
	Chlorodibromomethane	µg/L	1	25[#32]		<1	<1	<1	<1	<1	-	-	-	-	-	-	-	-	-	-	-	-	-	-
	Chlorodibromomethane (Filtered)	µg/L	3	25[#32]		-	-	-	-	-	-	-	-	<3	-	-	-	-	-	-	-	-	-	-
	Chloroethane	µg/L	1			<1	<1	<1	<1	<1	-	-	-	-	-	-	-	-	-	-	-	-	-	-
	Chloroethane (Filtered)	µg/L	1			-	-	-	-	-	-	-	-	<1	-	-	-	-	-	-	-	-	-	-
	Chloroform	µg/L	1	25[#32]	2.5[#2]	<1	<1	<1	<1	<1	-	-	-	-	-	-	-	-	-	-	-	-	-	-
	Chloroform (Filtered)	µg/L	1	25[#32]	2.5[#2]	-	-	-	-	-	-	-	-	<1	-	-	-	-	-	-	-	-	-	-
	Chloromethane	µg/L	1			<1	<1	<1	<1	<1	-	-	-	-	-	-	-	-	-	-	-	-	-	-
	Chloromethane (Filtered)	µg/L	10			-	-	-	-	-	-	-	-	<10	-	-	-	-	-	-	-	-	-	-
	cis-1,2-dichloroethene	µg/L	1	25[#33]		<1	<1	<1	<1	<1	-	-	-	-	-	-	-	-	-	-	-	-	-	-

						Investigation Phase	GI	LTM	LTM	LTM	LTM	LTM	LTM	LTM	GI	GI	GI	LTM	LTM	LTM	LTM	LTM	LTM	GI	GI
						Location_Code	BH10008	BH10008	BH10008	BH10008	BH10008	BH10008	BH11003	BH11003	BH11004	BH11004	BH11004	BH11004	BH11004	BH11004	BH11004	BH11004	BH11004	BH11007	BH11007
						Sampled_Date	04/03/2020	07/04/2020	21/04/2020	21/05/2020	03/07/2020	15/09/2020	17/09/2020	20/01/2021	06/11/2019	26/11/2019	14/01/2020	07/04/2020	21/04/2020	20/05/2020	07/07/2020	15/09/2020	17/10/2019	14/01/2020
						Sample_Depth	22	24	20	20	5.51	5.5	6.41	4.43	11.13	11.65	11.08	17	18	18	18	11.33	7.13	7.22
Chem_Group	**ChemName**	**output unit**	**EQL**	**UK Drinking Water Standards**	**UK Freshwater EQS**																			
	cis-1,2-dichloroethene (Filtered)	µg/L	1	25[#33]		-	-	-	-	-	-	-	-	<1	-	-	-	-	-	-	-	-	-	-
	Dibromomethane	µg/L	1			<1	<1	<1	<1	<1	-	-	-	-	-	-	-	-	-	-	-	-	-	-
	Dibromomethane (Filtered)	µg/L	1			-	-	-	-	-	-	-	-	<1	-	-	-	-	-	-	-	-	-	-
	Dichlorodifluoromethane	µg/L	1			<1	<1	<1	<1	<1	-	-	-	-	-	-	-	-	-	-	-	-	-	-
	Dichlorodifluoromethane (Filtered)	µg/L	1			-	-	-	-	-	-	-	-	<1	-	-	-	-	-	-	-	-	-	-
	Dichloromethane	µg/L	3		20[#2]	<3	<3	<3	<3	<3	-	-	-	-	-	-	-	-	-	-	-	-	-	-
	Dichloromethane (Filtered)	µg/L	5		20[#2]	-	-	-	-	-	-	-	-	<5	-	-	-	-	-	-	-	-	-	-
	Isopropylbenzene	µg/L	1			<1	<1	<1	<1	<1	-	-	-	-	-	-	-	-	-	-	-	-	-	-
	Isopropylbenzene (Filtered)	µg/L	1			-	-	-	-	-	-	-	-	<1	-	-	-	-	-	-	-	-	-	-
	n-butylbenzene	µg/L	1			<1	<1	<1	<1	<1	-	-	-	-	-	-	-	-	-	-	-	-	-	-
	n-butylbenzene (Filtered)	µg/L	1			-	-	-	-	-	-	-	-	<1	-	-	-	-	-	-	-	-	-	-
	n-propylbenzene	µg/L	1			<1	<1	<1	<1	<1	-	-	-	-	-	-	-	-	-	-	-	-	-	-
	n-propylbenzene (Filtered)	µg/L	1			-	-	-	-	-	-	-	-	<1	-	-	-	-	-	-	-	-	-	-
	p-isopropyltoluene	µg/L	1			<1	<1	<1	<1	<1	-	-	-	-	-	-	-	-	-	-	-	-	-	-
	p-isopropyltoluene (Filtered)	µg/L	1			-	-	-	-	-	-	-	-	<1	-	-	-	-	-	-	-	-	-	-
	sec-butylbenzene	µg/L	1			<1	<1	<1	<1	<1	-	-	-	-	-	-	-	-	-	-	-	-	-	-
	sec-butylbenzene (Filtered)	µg/L	1			-	-	-	-	-	-	-	-	<1	-	-	-	-	-	-	-	-	-	-
	Trichloroethene	µg/L	1	5[#34]	10[#2]	<1	<1	<1	<1	<1	-	-	-	-	-	-	-	-	-	-	-	-	-	-
	Trichloroethene (Filtered)	µg/L	1	5[#34]	10[#2]	-	-	-	-	-	-	-	-	<1	-	-	-	-	-	-	-	-	-	-
	tert-butylbenzene	µg/L	1			<1	<1	<1	<1	<1	-	-	-	-	-	-	-	-	-	-	-	-	-	-
	tert-butylbenzene (Filtered)	µg/L	2			-	-	-	-	-	-	-	-	<2	-	-	-	-	-	-	-	-	-	-
	Tetrachloroethene	µg/L	1	5[#34]	10[#2]	<1	<1	<1	<1	<1	-	-	-	-	-	-	-	-	-	-	-	-	-	-
	Tetrachloroethene (Filtered)	µg/L	1	5[#34]	10[#2]	-	-	-	-	-	-	-	-	<1	-	-	-	-	-	-	-	-	-	-
	trans-1,2-dichloroethene	µg/L	1	25[#33]		<1	<1	<1	<1	<1	-	-	-	-	-	-	-	-	-	-	-	-	-	-
	trans-1,2-dichloroethene (Filtered)	µg/L	1	25[#33]		-	-	-	-	-	-	-	-	<1	-	-	-	-	-	-	-	-	-	-
	Trichlorofluoromethane	µg/L	1			<1	<1	<1	<1	<1	-	-	-	-	-	-	-	-	-	-	-	-	-	-
	Trichlorofluoromethane (Filtered)	µg/L	1			-	-	-	-	-	-	-	-	<1	-	-	-	-	-	-	-	-	-	-
	Vinyl chloride	µg/L	1	0.5[#1]		<1	<1	<1	<1	<1	-	-	-	-	-	-	-	-	-	-	-	-	-	-
	Vinyl chloride (Filtered)	µg/L	1	0.5[#1]		-	-	-	-	-	-	-	-	<1	-	-	-	-	-	-	-	-	-	-
	tert-Amyl methyl ether	µg/L	1			<1	<1	<1	<1	<1	-	-	-	-	-	-	-	-	-	-	-	-	-	-
VOC/SVOC	1,2,3-trichlorobenzene	µg/L	0.01		0.13[#35]	<1	<1	<1	<1	<1	-	-	-	-	-	-	-	-	-	-	-	-	-	-
	1,2,3-trichlorobenzene (Filtered)	µg/L	0.01		0.13[#35]	-	-	-	-	-	-	-	-	<3	-	-	-	-	-	-	-	-	-	-
	1,2,4-trichlorobenzene	µg/L	0.01		0.13[#35]	<1	<1	<1	<1	<1	-	-	-	-	-	-	-	-	-	-	-	-	-	-
	1,2,4-trichlorobenzene (Filtered)	µg/L	0.01		0.13[#35]	-	-	-	-	-	-	-	-	<3	-	-	-	-	-	-	-	-	-	-
	1,2-dichlorobenzene	µg/L	1		6.7[#36]	<1	<1	<1	<1	<1	-	-	-	-	-	-	-	-	-	-	-	-	-	-
	1,2-dichlorobenzene (Filtered)	µg/L	1		6.7[#36]	-	-	-	-	-	-	-	-	<1	-	-	-	-	-	-	-	-	-	-
	1,3,5-Trichlorobenzene	µg/L	0.01		0.13[#35]	<1	<1	<1	<1	<1	-	-	-	-	-	-	-	-	-	-	-	-	-	-
	1,3,5-Trichlorobenzene (Filtered)	µg/L	0.01		0.13[#35]	-	-	-	-	-	-	-	-	-	-	-	-	-	-	-	-	-	-	-
	1,3-dichlorobenzene	µg/L	1		6.7[#36]	<1	<1	<1	<1	<1	-	-	-	-	-	-	-	-	-	-	-	-	-	-
	1,3-dichlorobenzene (Filtered)	µg/L	1		6.7[#36]	-	-	-	-	-	-	-	-	<1	-	-	-	-	-	-	-	-	-	-
	1,4-dichlorobenzene	µg/L	1		6.7[#36]	<1	<1	<1	<1	<1	-	-	-	-	-	-	-	-	-	-	-	-	-	-
	1,4-dichlorobenzene (Filtered)	µg/L	1		6.7[#36]	-	-	-	-	-	-	-	-	<1	-	-	-	-	-	-	-	-	-	-
	Chlorobenzene	µg/L	1	100[#37]		<1	<1	<1	<1	<1	-	-	-	-	-	-	-	-	-	-	-	-	-	-
	Chlorobenzene (Filtered)	µg/L	1	100[#37]		-	-	-	-	-	-	-	-	<1	-	-	-	-	-	-	-	-	-	-
	Hexachlorobutadiene	µg/L	0.01		0.6(MAC)[#10]	<1	<1	<1	<1	<1	-	-	-	-	-	-	-	-	-	-	-	-	-	-
	Hexachlorobutadiene (Filtered)	µg/L	0.01		0.6(MAC)[#10]	-	-	-	-	-	-	-	-	<1	-	-	-	-	-	-	-	-	-	-
SVOC	4-bromophenyl phenyl ether	µg/L	1			<1	<1	<1	<1	<1	-	-	-	-	-	-	-	-	-	-	-	-	-	-
	4-bromophenyl phenyl ether (Filtered)	µg/L	1			-	-	-	-	-	-	-	-	-	-	-	-	-	-	-	-	-	-	-
	4-nitroaniline	µg/L	1			<1	<1	<1	<1	<1	-	-	-	-	-	-	-	-	-	-	-	-	-	-
	4-nitrophenol	µg/L	1			<1	<1	<1	<1	<1	-	-	-	-	-	-	-	-	-	-	-	-	-	-
	4-nitrophenol (Filtered)	µg/L	1			-	-	-	-	-	-	-	-	-	-	-	-	-	-	-	-	-	-	-
	Perylene (Filtered)	µg/L	1			-	-	-	-	-	-	-	-	-	-	-	-	-	-	-	-	-	-	-
	2,4,5-trichlorophenol	µg/L	1			<1	<1	<1	<1	<1	-	-	-	-	-	-	-	-	-	-	-	-	-	-
	2,4,5-trichlorophenol (Filtered)	µg/L	1			-	-	-	-	-	-	-	-	-	-	-	-	-	-	-	-	-	-	-
	2,4,6-trichlorophenol	µg/L	1			<1	<1	<1	<1	<1	-	-	-	-	-	-	-	-	-	-	-	-	-	-
	2,4,6-trichlorophenol (Filtered)	µg/L	1			-	-	-	-	-	-	-	-	-	-	-	-	-	-	-	-	-	-	-
	2,4-dichlorophenol	µg/L	1		4.2[#2]	<1	<1	<1	<1	<1	-	-	-	-	-	-	-	-	-	-	-	-	-	-
	2,4-dichlorophenol (Filtered)	µg/L	1		4.2[#2]	-	-	-	-	-	-	-	-	-	-	-	-	-	-	-	-	-	-	-
	2,4-dimethylphenol	µg/L	1			<1	<1	<1	<1	<1	-	-	-	-	-	-	-	-	-	-	-	-	-	-
	2,4-dimethylphenol (Filtered)	µg/L	1			-	-	-	-	-	-	-	-	-	-	-	-	-	-	-	-	-	-	-
	2,4-dinitrotoluene	µg/L	1			<1	<1	<1	<1	<1	-	-	-	-	-	-	-	-	-	-	-	-	-	-
	2,4-dinitrotoluene (Filtered)	µg/L	1			-	-	-	-	-	-	-	-	-	-	-	-	-	-	-	-	-	-	-
	2,6-dinitrotoluene	µg/L	1			<1	<1	<1	<1	<1	-	-	-	-	-	-	-	-	-	-	-	-	-	-
	2,6-dinitrotoluene (Filtered)	µg/L	1			-	-	-	-	-	-	-	-	-	-	-	-	-	-	-	-	-	-	-
	2-chloronaphthalene	µg/L	1			<1	<1	<1	<1	<1	-	-	-	-	-	-	-	-	-	-	-	-	-	-
	2-chloronaphthalene (Filtered)	µg/L	1			-	-	-	-	-	-	-	-	-	-	-	-	-	-	-	-	-	-	-
	2-chlorophenol	µg/L	1		50[#3]	<1	<1	<1	<1	<1	-	-	-	-	-	-	-	-	-	-	-	-	-	-
	2-chlorophenol (Filtered)	µg/L	1		50[#3]	-	-	-	-	-	-	-	-	-	-	-	-	-	-	-	-	-	-	-
	2-methylnaphthalene	µg/L	1			<1	<1	<1	<1	<1	-	-	-	-	-	-	-	-	-	-	-	-	-	-
	2-methylnaphthalene (Filtered)	µg/L	1			-	-	-	-	-	-	-	-	-	-	-	-	-	-	-	-	-	-	-
	2-methylphenol	µg/L	1			<1	<1	<1	<1	<1	-	-	-	-	-	-	-	-	-	-	-	-	-	-
	2-methylphenol (Filtered)	µg/L	1			-	-	-	-	-	-	-	-	-	-	-	-	-	-	-	-	-	-	-
	2-nitroaniline	µg/L	1			<1	<1	<1	<1	<1	-	-	-	-	-	-	-	-	-	-	-	-	-	-
	2-nitrophenol	µg/L	1			<1	<1	<1	<1	<1	-	-	-	-	-	-	-	-	-	-	-	-	-	-
	2-nitrophenol (Filtered)	µg/L	1			-	-	-	-	-	-	-	-	-	-	-	-	-	-	-	-	-	-	-
	3-nitroaniline	µg/L	1			<1	<1	<1	<1	<1	-	-	-	-	-	-	-	-	-	-	-	-	-	-
	4,6-Dinitro-2-methylphenol	µg/L				-	-	-	-	-	-	-	-	-	-	-	-	-	-	-	-	-	-	-
	4-chloro-3-methylphenol	µg/L	1		40[#3]	<1	<1	<1	<1	<1	-	-	-	-	-	-	-	-	-	-	-	-	-	-
	4-chloro-3-methylphenol (Filtered)	µg/L	1		40[#3]	-	-	-	-	-	-	-	-	-	-	-	-	-	-	-	-	-	-	-
	4-chloroaniline	µg/L	1			<1	<1	<1	<1	<1	-	-	-	-	-	-	-	-	-	-	-	-	-	-
	4-chlorophenyl phenyl ether	µg/L	1			<1	<1	<1	<1	<1	-	-	-	-	-	-	-	-	-	-	-	-	-	-

						Investigation Phase	GI	LTM	LTM	LTM	LTM	LTM	LTM	LTM	GI	GI	GI	LTM	LTM	LTM	LTM	LTM	LTM	GI	GI
						Location_Code	BH10008	BH10008	BH10008	BH10008	BH10008	BH10008	BH11003	BH11003	BH11004	BH11004	BH11004	BH11004	BH11004	BH11004	BH11004	BH11004	BH11004	BH11007	BH11007
						Sampled_Date	04/03/2020	07/04/2020	21/04/2020	21/05/2020	03/07/2020	15/09/2020	17/09/2020	20/01/2021	06/11/2019	26/11/2019	14/01/2020	07/04/2020	21/04/2020	20/05/2020	07/07/2020	15/09/2020	17/10/2019	14/01/2020
						Sample_Depth	22	24	20	20	5.51	5.5	6.41	4.43	11.13	11.65	11.08	17	18	18	18	11.33	7.13	7.22
Chem_Group	**ChemName**	**output unit**	**EQL**	**UK Drinking Water Standards**	**UK Freshwater EQS**																			
	4-methylphenol	µg/L	1			<1	<1	<1	<1	<1	-	-	-	-	-	-	-	-	-	-	-	-	-	-
	Azobenzene	µg/L	1			<1	<1	<1	<1	<1	-	-	-	-	-	-	-	-	-	-	-	-	-	-
	Bis(2-chloroethoxy) methane	µg/L	1			<1	<1	<1	<1	<1	-	-	-	-	-	-	-	-	-	-	-	-	-	-
	Bis(2-chloroethoxy) methane (Filtered)	µg/L	1			-	-	-	-	-	-	-	-	-	-	-	-	-	-	-	-	-	-	-
	Bis(2-chloroethyl)ether	µg/L	1			<1	<1	<1	<1	<1	-	-	-	-	-	-	-	-	-	-	-	-	-	-
	Bis(2-chloroethyl)ether (Filtered)	µg/L	1			-	-	-	-	-	-	-	-	-	-	-	-	-	-	-	-	-	-	-
	Bis(2-chloroisopropyl) ether (Filtered)	µg/L	1			-	-	-	-	-	-	-	-	-	-	-	-	-	-	-	-	-	-	-
	Bis(2-ethylhexyl) phthalate	µg/L	2		1.3[#2]	<2	<2	<2	<2	<2	-	-	-	-	-	-	-	-	-	-	-	-	-	-
	Bis(2-ethylhexyl) phthalate (Filtered)	µg/L	10		1.3[#2]	-	-	-	-	-	-	-	-	-	-	-	-	-	-	-	-	-	-	-
	Butyl benzyl phthalate	µg/L	1		7.5[#2]	<1	<1	<1	<1	<1	-	-	-	-	-	-	-	-	-	-	-	-	-	-
	Butyl benzyl phthalate (Filtered)	µg/L	1		7.5[#2]	-	-	-	-	-	-	-	-	-	-	-	-	-	-	-	-	-	-	-
	Carbazole	µg/L	1			<1	<1	<1	<1	<1	-	-	-	-	-	-	-	-	-	-	-	-	-	-
	Carbazole (Filtered)	µg/L	1			-	-	-	-	-	-	-	-	-	-	-	-	-	-	-	-	-	-	-
	Dibenzofuran	µg/L	1			<1	<1	<1	<1	<1	-	-	-	-	-	-	-	-	-	-	-	-	-	-
	Dibenzofuran (Filtered)	µg/L	1			-	-	-	-	-	-	-	-	-	-	-	-	-	-	-	-	-	-	-
	Diethylphthalate	µg/L	1		200[#3]	<1	<1	<1	<1	<1	-	-	-	-	-	-	-	-	-	-	-	-	-	-
	Diethylphthalate (Filtered)	µg/L	1		200[#3]	-	-	-	-	-	-	-	-	-	-	-	-	-	-	-	-	-	-	-
	Dimethyl phthalate	µg/L	1		800[#3]	<1	<1	<1	<1	<1	-	-	-	-	-	-	-	-	-	-	-	-	-	-
	Dimethyl phthalate (Filtered)	µg/L	1		800[#3]	-	-	-	-	-	-	-	-	-	-	-	-	-	-	-	-	-	-	-
	Di-n-butyl phthalate	µg/L	1		8[#3]	<1	<1	<1	<1	<1	-	-	-	-	-	-	-	-	-	-	-	-	-	-
	Di-n-butyl phthalate (Filtered)	µg/L	1		8[#3]	-	-	-	-	-	-	-	-	-	-	-	-	-	-	-	-	-	-	-
	Di-n-octyl phthalate	µg/L	5		20[#3]	<5	<5	<5	<5	<5	-	-	-	-	-	-	-	-	-	-	-	-	-	-
	Di-n-octyl phthalate (Filtered)	µg/L	10		20[#3]	-	-	-	-	-	-	-	-	-	-	-	-	-	-	-	-	-	-	-
	Hexachlorobenzene	µg/L	0.01		0.05(MAC)[#10]	<1	<1	<1	<1	<1	-	-	-	-	-	-	-	-	-	-	-	-	-	-
	Hexachlorobenzene (Filtered)	µg/L	0.01		0.05(MAC)[#10]	-	-	-	-	-	-	-	-	-	-	-	-	-	-	-	-	-	-	-
	Hexachlorocyclopentadiene	µg/L	1			<1	<1	<1	<1	<1	-	-	-	-	-	-	-	-	-	-	-	-	-	-
	Hexachlorocyclopentadiene (Filtered)	µg/L	1			-	-	-	-	-	-	-	-	-	-	-	-	-	-	-	-	-	-	-
	Hexachloroethane	µg/L	1			<1	<1	<1	<1	<1	-	-	-	-	-	-	-	-	-	-	-	-	-	-
	Hexachloroethane (Filtered)	µg/L	1			-	-	-	-	-	-	-	-	-	-	-	-	-	-	-	-	-	-	-
	Isophorone	µg/L	1			<1	<1	<1	<1	<1	-	-	-	-	-	-	-	-	-	-	-	-	-	-
	Isophorone (Filtered)	µg/L	1			-	-	-	-	-	-	-	-	-	-	-	-	-	-	-	-	-	-	-
	Nitrobenzene	µg/L	1			<1	<1	<1	<1	<1	-	-	-	-	-	-	-	-	-	-	-	-	-	-
	Nitrobenzene (Filtered)	µg/L	1			-	-	-	-	-	-	-	-	-	-	-	-	-	-	-	-	-	-	-
	N-nitrosodi-n-propylamine	µg/L	1			<1	<1	<1	<1	<1	-	-	-	-	-	-	-	-	-	-	-	-	-	-
	N-nitrosodi-n-propylamine (Filtered)	µg/L	1			-	-	-	-	-	-	-	-	-	-	-	-	-	-	-	-	-	-	-
	Pentachlorobenzene	µg/L	0.01		0.007[#2]	-	-	-	-	-	-	-	-	-	-	-	-	-	-	-	-	-	-	-
	Pentachlorobenzene (Filtered)	µg/L	0.01		0.007[#2]	-	-	-	-	-	-	-	-	-	-	-	-	-	-	-	-	-	-	-
	Pentachloronitrobenzene	µg/L	0.01			-	-	-	-	-	-	-	-	-	-	-	-	-	-	-	-	-	-	-
	Pentachloronitrobenzene (Filtered)	µg/L	0.01			-	-	-	-	-	-	-	-	-	-	-	-	-	-	-	-	-	-	-
	Pentachlorophenol	µg/L	1		0.4[#2]	<1	<1	<1	<1	<1	-	-	-	-	-	-	-	-	-	-	-	-	-	-
	Pentachlorophenol (Filtered)	µg/L	0.02		0.4[#2]	-	-	-	-	-	-	-	-	-	-	-	-	-	-	-	-	-	-	-
PCB	Heptachlorobiphenyl, 2,3,3,4,4,5,5- (PCB 189)	µg/L	0.015			-	-	-	-	-	-	-	-	-	-	-	-	-	-	-	-	-	-	-
	Heptachlorobiphenyl, 2,3,3,4,4,5,5- (PCB 189) (Filtered)	µg/L	0.001			-	-	-	-	-	-	-	-	-	-	-	-	-	-	-	-	-	-	-
	Hexachlorobiphenyl, 2,3,3,4,4,5- (PCB 156)	µg/L	0.015			-	-	-	-	-	-	-	-	-	-	-	-	-	-	-	-	-	-	-
	Hexachlorobiphenyl, 2,3,3,4,4,5- (PCB 156) (Filtered)	µg/L	0.001			-	-	-	-	-	-	-	-	-	-	-	-	-	-	-	-	-	-	-
	Hexachlorobiphenyl, 2,3,3,4,4,5- (PCB 157)	µg/L	0.015			-	-	-	-	-	-	-	-	-	-	-	-	-	-	-	-	-	-	-
	Hexachlorobiphenyl, 2,3,3,4,4,5- (PCB 157) (Filtered)	µg/L	0.001			-	-	-	-	-	-	-	-	-	-	-	-	-	-	-	-	-	-	-
	Hexachlorobiphenyl, 2,3,4,4,5,5- (PCB 167)	µg/L	0.015			-	-	-	-	-	-	-	-	-	-	-	-	-	-	-	-	-	-	-
	Hexachlorobiphenyl, 2,3,4,4,5,5- (PCB 167) (Filtered)	µg/L	0.001			-	-	-	-	-	-	-	-	-	-	-	-	-	-	-	-	-	-	-
	Hexachlorobiphenyl, 3,3,4,4,5,5- (PCB 169)	µg/L	0.015			-	-	-	-	-	-	-	-	-	-	-	-	-	-	-	-	-	-	-
	Hexachlorobiphenyl, 3,3,4,4,5,5- (PCB 169) (Filtered)	µg/L	0.001			-	-	-	-	-	-	-	-	-	-	-	-	-	-	-	-	-	-	-
	PCB 101	µg/L	0.015			-	-	-	-	-	-	-	-	-	-	-	-	-	-	-	-	-	-	-
	PCB 101 (Filtered)	µg/L	0.001			-	-	-	-	-	-	-	-	-	-	-	-	-	-	-	-	-	-	-
	PCB 118	µg/L	0.015			-	-	-	-	-	-	-	-	-	-	-	-	-	-	-	-	-	-	-
	PCB 118 (Filtered)	µg/L	0.002			-	-	-	-	-	-	-	-	-	-	-	-	-	-	-	-	-	-	-
	PCB 138	µg/L	0.015			-	-	-	-	-	-	-	-	-	-	-	-	-	-	-	-	-	-	-
	PCB 138 (Filtered)	µg/L	0.001			-	-	-	-	-	-	-	-	-	-	-	-	-	-	-	-	-	-	-
	PCB 153	µg/L	0.015			-	-	-	-	-	-	-	-	-	-	-	-	-	-	-	-	-	-	-
	PCB 153 (Filtered)	µg/L	0.001			-	-	-	-	-	-	-	-	-	-	-	-	-	-	-	-	-	-	-
	PCB 180	µg/L	0.015			-	-	-	-	-	-	-	-	-	-	-	-	-	-	-	-	-	-	-
	PCB 180 (Filtered)	µg/L	0.001			-	-	-	-	-	-	-	-	-	-	-	-	-	-	-	-	-	-	-
	PCB 28	µg/L	0.015			-	-	-	-	-	-	-	-	-	-	-	-	-	-	-	-	-	-	-
	PCB 28 (Filtered)	µg/L	0.001			-	-	-	-	-	-	-	-	-	-	-	-	-	-	-	-	-	-	-
	PCB 52	µg/L	0.015			-	-	-	-	-	-	-	-	-	-	-	-	-	-	-	-	-	-	-
	PCB 52 (Filtered)	µg/L	0.001			-	-	-	-	-	-	-	-	-	-	-	-	-	-	-	-	-	-	-
	Pentachlorobiphenyl, 2,3,3,4,4- (PCB 105)	µg/L	0.015			-	-	-	-	-	-	-	-	-	-	-	-	-	-	-	-	-	-	-
	Pentachlorobiphenyl, 2,3,3,4,4- (PCB 105) (Filtered)	µg/L	0.001			-	-	-	-	-	-	-	-	-	-	-	-	-	-	-	-	-	-	-
	Pentachlorobiphenyl, 2,3,4,4,5- (PCB 114)	µg/L	0.015			-	-	-	-	-	-	-	-	-	-	-	-	-	-	-	-	-	-	-
	Pentachlorobiphenyl, 2,3,4,4,5- (PCB 114) (Filtered)	µg/L	0.001			-	-	-	-	-	-	-	-	-	-	-	-	-	-	-	-	-	-	-
	Pentachlorobiphenyl, 2,3,4,4,5- (PCB 123)	µg/L	0.015			-	-	-	-	-	-	-	-	-	-	-	-	-	-	-	-	-	-	-
	Pentachlorobiphenyl, 2,3,4,4,5- (PCB 123) (Filtered)	µg/L	0.001			-	-	-	-	-	-	-	-	-	-	-	-	-	-	-	-	-	-	-
	Pentachlorobiphenyl, 3,3,4,4,5- (PCB 126)	µg/L	0.015			-	-	-	-	-	-	-	-	-	-	-	-	-	-	-	-	-	-	-
	Pentachlorobiphenyl, 3,3,4,4,5- (PCB 126) (Filtered)	µg/L	0.001			-	-	-	-	-	-	-	-	-	-	-	-	-	-	-	-	-	-	-
	Tetrachlorobiphenyl, 3,3,4,4- (PCB 77)	µg/L	0.015			-	-	-	-	-	-	-	-	-	-	-	-	-	-	-	-	-	-	-
	Tetrachlorobiphenyl, 3,3,4,4- (PCB 77) (Filtered)	µg/L	0.001			-	-	-	-	-	-	-	-	-	-	-	-	-	-	-	-	-	-	-
	Tetrachlorobiphenyl, 3,4,4,5- (PCB 81)	µg/L	0.015			-	-	-	-	-	-	-	-	-	-	-	-	-	-	-	-	-	-	-
	Tetrachlorobiphenyl, 3,4,4,5- (PCB 81) (Filtered)	µg/L	0.001			-	-	-	-	-	-	-	-	-	-	-	-	-	-	-	-	-	-	-
	Total PCB 7 Congeners	µg/L	0.105			-	-	-	-	-	-	-	-	-	-	-	-	-	-	-	-	-	-	-
	Total PCB 7 Congeners and WHO 12 (Filtered)	µg/l	0.001			-	-	-	-	-	-	-	-	-	-	-	-	-	-	-	-	-	-	-
Phenolics	Xylenols (Filtered)	µg/L	0.5			<0.5	<0.5	<0.5	<0.5	0.65	2.51	<0.5	0.81	-	-	-	<0.5	<0.5	<0.5	1.88	1.2	-	-
	3-&4-methylphenol (Filtered)	µg/L	1			-	-	-	-	-	-	-	-	-	-	-	-	-	-	-	-	-	-	-

					Investigation Phase	GI	LTM	LTM	LTM	LTM	LTM	LTM	LTM	GI	GI	GI	LTM	LTM	LTM	LTM	LTM	GI	GI
					Location_Code	BH10008	BH10008	BH10008	BH10008	BH10008	BH10008	BH11003	BH11003	BH11004	BH11004	BH11004	BH11004	BH11004	BH11004	BH11004	BH11004	BH11007	BH11007
					Sampled_Date	04/03/2020	07/04/2020	21/04/2020	21/05/2020	03/07/2020	15/09/2020	17/09/2020	20/01/2021	06/11/2019	26/11/2019	14/01/2020	07/04/2020	21/04/2020	20/05/2020	07/07/2020	15/09/2020	17/10/2019	14/01/2020
					Sample_Depth	22	24	20	20	5.51	5.5	6.41	4.43	11.13	11.65	11.08	17	18	18	18	11.33	7.13	7.22
Chem_Group	**ChemName**	**output unit**	**EQL**	**UK Drinking Water Standards**	**UK Freshwater EQS**																		
	Cresol Total (Filtered)	µg/L	0.5			<0.5	<0.5	<0.5	<0.5	<0.5	<0.5	<0.5	<0.5	-	-	-	<0.5	<0.5	<0.5	<0.5	<0.5	-	-
	Phenol	µg/L	1	5800[#30]	7.7[#2]	<1	<1	<1	<1	<1	-	-	-	-	-	-	-	-	-	-	-	-	-
	Phenol (Filtered)	µg/L	0.5	5800[#30]	7.7[#2]	<0.5	<0.5	<0.5	<0.5	<0.5	<0.5	<0.5	<0.5	-	-	-	<0.5	<0.5	<0.5	<0.5	<0.5	-	-
	Total Phenols	µg/L	10			-	-	-	-	-	-	-	-	-	-	-	-	-	-	-	-	<10	-
	Total Phenols (Filtered)	µg/L	10			-	-	-	-	-	-	-	-	<10	-	<10	-	-	-	-	-	<10	<10
	Phenols Monohydric (Filtered)	µg/L	0.5			<0.5	<0.5	<0.5	<0.5	0.65	2.51	<0.5	0.81	-	-	-	<0.5	<0.5	<0.5	1.88	1.2	-	-
Organotins	Dibutyltin (Filtered)	µg/L	0.05			-	-	-	-	-	-	-	-	-	-	-	-	-	-	-	-	-	-
	Monobutyltin (Filtered)	µg/L	0.05			-	-	-	-	-	-	-	-	-	-	-	-	-	-	-	-	-	-
	Tetrabutyltin (Filtered)	µg/L	0.001			-	-	-	-	-	-	-	-	-	-	-	-	-	-	-	-	-	-
	Tributyltin	µg/L	0.001		0.0002[#2]	-	-	-	-	-	-	-	-	-	-	-	-	-	-	-	-	-	-
	Tributyltin (Filtered)	µg/L	0.05		0.0002[#2]	-	-	-	-	-	-	-	-	-	-	-	-	-	-	-	-	-	-
	Triphenyltin (Filtered)	µg/L	0.05		0.02(MAC)[#38]	-	-	-	-	-	-	-	-	-	-	-	-	-	-	-	-	-	-
Pesticides	1-(3.4-Dichlorophenyl) urea (DCPU)	µg/l				-	-	-	-	-	-	-	-	-	-	-	-	-	-	-	-	-	-
	2-(4-Chlorophenoxy)propionic acid, 4-CPP	µg/l				-	-	-	-	-	-	-	-	-	-	-	-	-	-	-	-	-	-
	2-amino-N-(isopropyl)benzamide	µg/l				-	-	-	-	-	-	-	-	-	-	-	-	-	-	-	-	-	-
	2-Chloro-2.6-diethylacetanilide	µg/l				-	-	-	-	-	-	-	-	-	-	-	-	-	-	-	-	-	-
	Acibenzolar-S-methyl	µg/l				-	-	-	-	-	-	-	-	-	-	-	-	-	-	-	-	-	-
	Aminopyralid	µg/l				-	-	-	-	-	-	-	-	-	-	-	-	-	-	-	-	-	-
	Azoxystrobin	µg/L				-	-	-	-	-	-	-	-	-	-	-	-	-	-	-	-	-	-
	BAM	µg/l				-	-	-	-	-	-	-	-	-	-	-	-	-	-	-	-	-	-
	Benalaxyl	µg/l				-	-	-	-	-	-	-	-	-	-	-	-	-	-	-	-	-	-
	Bentazone methyl	µg/l				-	-	-	-	-	-	-	-	-	-	-	-	-	-	-	-	-	-
	Bifenox	µg/L				-	-	-	-	-	-	-	-	-	-	-	-	-	-	-	-	-	-
	Bitertanol	µg/l				-	-	-	-	-	-	-	-	-	-	-	-	-	-	-	-	-	-
	Boscalid	µg/l				-	-	-	-	-	-	-	-	-	-	-	-	-	-	-	-	-	-
	Cadusafos	µg/l				-	-	-	-	-	-	-	-	-	-	-	-	-	-	-	-	-	-
	Carfentrazone-ethyl	µg/L				-	-	-	-	-	-	-	-	-	-	-	-	-	-	-	-	-	-
	Chloridazon-desphenyl	µg/l				-	-	-	-	-	-	-	-	-	-	-	-	-	-	-	-	-	-
	Chloridazon-methyl desphenyl	µg/l				-	-	-	-	-	-	-	-	-	-	-	-	-	-	-	-	-	-
	Chlorotoluron-desmethyl	µg/l				-	-	-	-	-	-	-	-	-	-	-	-	-	-	-	-	-	-
	Chlorpropham	µg/L			10[#3]	-	-	-	-	-	-	-	-	-	-	-	-	-	-	-	-	-	-
	Clodinafop	µg/l				-	-	-	-	-	-	-	-	-	-	-	-	-	-	-	-	-	-
	Clomeprop	µg/l				-	-	-	-	-	-	-	-	-	-	-	-	-	-	-	-	-	-
	Crimidine	µg/l				-	-	-	-	-	-	-	-	-	-	-	-	-	-	-	-	-	-
	Cybutryne (Irgarol)	µg/l				-	-	-	-	-	-	-	-	-	-	-	-	-	-	-	-	-	-
	Cyprazine	µg/l				-	-	-	-	-	-	-	-	-	-	-	-	-	-	-	-	-	-
	Cyprodinil	µg/L				-	-	-	-	-	-	-	-	-	-	-	-	-	-	-	-	-	-
	Dichlofenthion	µg/l				-	-	-	-	-	-	-	-	-	-	-	-	-	-	-	-	-	-
	Dichlormid	µg/l				-	-	-	-	-	-	-	-	-	-	-	-	-	-	-	-	-	-
	Diethofencarb	µg/l				-	-	-	-	-	-	-	-	-	-	-	-	-	-	-	-	-	-
	Difenacoum	µg/l				-	-	-	-	-	-	-	-	-	-	-	-	-	-	-	-	-	-
	Dimefuron	µg/l				-	-	-	-	-	-	-	-	-	-	-	-	-	-	-	-	-	-
	Dimefuron (Filtered)	µg/l	0.05			-	-	-	-	-	-	-	-	-	-	-	-	-	-	-	-	-	-
	Dimethachlo	µg/l				-	-	-	-	-	-	-	-	-	-	-	-	-	-	-	-	-	-
	Dimethenamid	µg/l				-	-	-	-	-	-	-	-	-	-	-	-	-	-	-	-	-	-
	Dimethomorph	µg/l				-	-	-	-	-	-	-	-	-	-	-	-	-	-	-	-	-	-
	Dinoterb	µg/l				-	-	-	-	-	-	-	-	-	-	-	-	-	-	-	-	-	-
	Diuron desmethyl (DCPMU)	µg/l				-	-	-	-	-	-	-	-	-	-	-	-	-	-	-	-	-	-
	Epoxiconazole	µg/l				-	-	-	-	-	-	-	-	-	-	-	-	-	-	-	-	-	-
	Etrimphos	µg/L	0.01			-	-	-	-	-	-	-	-	-	-	-	-	-	-	-	-	-	-
	Etrimphos (Filtered)	µg/L	0.01			-	-	-	-	-	-	-	-	-	-	-	-	-	-	-	-	-	-
	Fenoxaprop	µg/l				-	-	-	-	-	-	-	-	-	-	-	-	-	-	-	-	-	-
	Fenpropidin	µg/l				-	-	-	-	-	-	-	-	-	-	-	-	-	-	-	-	-	-
	Fenuron	µg/l				-	-	-	-	-	-	-	-	-	-	-	-	-	-	-	-	-	-
	Fipronil	µg/L				-	-	-	-	-	-	-	-	-	-	-	-	-	-	-	-	-	-
	Florasulam	µg/l				-	-	-	-	-	-	-	-	-	-	-	-	-	-	-	-	-	-
	Fluazifop	µg/l				-	-	-	-	-	-	-	-	-	-	-	-	-	-	-	-	-	-
	Fluazifop-P-butyl	µg/L				-	-	-	-	-	-	-	-	-	-	-	-	-	-	-	-	-	-
	Foramsulfuron	µg/l				-	-	-	-	-	-	-	-	-	-	-	-	-	-	-	-	-	-
	Furathiocarb	µg/l				-	-	-	-	-	-	-	-	-	-	-	-	-	-	-	-	-	-
	Haloxyfop	µg/l				-	-	-	-	-	-	-	-	-	-	-	-	-	-	-	-	-	-
	Haloxyfop-p-methyl	µg/l				-	-	-	-	-	-	-	-	-	-	-	-	-	-	-	-	-	-
	Heptachlor epoxide	µg/L	0.01	0.03[#1]		-	-	-	-	-	-	-	-	-	-	-	-	-	-	-	-	-	-
	Heptachlor epoxide (Filtered)	µg/L	0.01	0.03[#1]		-	-	-	-	-	-	-	-	-	-	-	-	-	-	-	-	-	-
	Imazamox	µg/l				-	-	-	-	-	-	-	-	-	-	-	-	-	-	-	-	-	-
	Indoxacarb	µg/L				-	-	-	-	-	-	-	-	-	-	-	-	-	-	-	-	-	-
	Isoproturon-desmethyl	µg/l				-	-	-	-	-	-	-	-	-	-	-	-	-	-	-	-	-	-
	Isoproturon-monodesmethyl	µg/l				-	-	-	-	-	-	-	-	-	-	-	-	-	-	-	-	-	-
	Isopyrazam	µg/l				-	-	-	-	-	-	-	-	-	-	-	-	-	-	-	-	-	-
	Kresoxim-methyl	µg/l				-	-	-	-	-	-	-	-	-	-	-	-	-	-	-	-	-	-
	Malaoxon	µg/l				-	-	-	-	-	-	-	-	-	-	-	-	-	-	-	-	-	-
	Mandipropamid	µg/l				-	-	-	-	-	-	-	-	-	-	-	-	-	-	-	-	-	-
	Mecarbam	µg/l				-	-	-	-	-	-	-	-	-	-	-	-	-	-	-	-	-	-
	Mesotrione	µg/l				-	-	-	-	-	-	-	-	-	-	-	-	-	-	-	-	-	-
	Metconazole	µg/l				-	-	-	-	-	-	-	-	-	-	-	-	-	-	-	-	-	-
	Metribuzin-desamino	µg/l				-	-	-	-	-	-	-	-	-	-	-	-	-	-	-	-	-	-
	Naptalam	µg/l				-	-	-	-	-	-	-	-	-	-	-	-	-	-	-	-	-	-
	Nicosulfuron	µg/l				-	-	-	-	-	-	-	-	-	-	-	-	-	-	-	-	-	-
	Nuarimol	µg/l				-	-	-	-	-	-	-	-	-	-	-	-	-	-	-	-	-	-
	Oxadixyl	µg/l				-	-	-	-	-	-	-	-	-	-	-	-	-	-	-	-	-	-
	Paraoxon-ethyl	µg/l				-	-	-	-	-	-	-	-	-	-	-	-	-	-	-	-	-	-

					Investigation Phase	GI	LTM	LTM	LTM	LTM	LTM	LTM	LTM	GI	GI	GI	LTM	LTM	LTM	LTM	LTM	GI	GI
					Location_Code	BH10008	BH10008	BH10008	BH10008	BH10008	BH10008	BH11003	BH11003	BH11004	BH11004	BH11004	BH11004	BH11004	BH11004	BH11004	BH11004	BH11007	BH11007
					Sampled_Date	04/03/2020	07/04/2020	21/04/2020	21/05/2020	03/07/2020	15/09/2020	17/09/2020	20/01/2021	06/11/2019	26/11/2019	14/01/2020	07/04/2020	21/04/2020	20/05/2020	07/07/2020	15/09/2020	17/10/2019	14/01/2020
					Sample_Depth	22	24	20	20	5.51	5.5	6.41	4.43	11.13	11.65	11.08	17	18	18	18	11.33	7.13	7.22
Chem_Group	**ChemName**	**output unit**	**EQL**	**UK Drinking Water Standards**	**UK Freshwater EQS**																		
	Parathion-ethyl	µg/l				-	-	-	-	-	-	-	-	-	-	-	-	-	-	-	-	-	-
	Penconazole	µg/l				-	-	-	-	-	-	-	-	-	-	-	-	-	-	-	-	-	-
	Pencycuron	µg/l				-	-	-	-	-	-	-	-	-	-	-	-	-	-	-	-	-	-
	Pencycuron (Filtered)	µg/l	0.05			-	-	-	-	-	-	-	-	-	-	-	-	-	-	-	-	-	-
	Phosphamidon I (Z) (Filtered)	µg/l	0.01			-	-	-	-	-	-	-	-	-	-	-	-	-	-	-	-	-	-
	Phosphamidon II (E)	µg/l	0.01			-	-	-	-	-	-	-	-	-	-	-	-	-	-	-	-	-	-
	Phosphamidon II (E) (Filtered)	µg/l	0.01			-	-	-	-	-	-	-	-	-	-	-	-	-	-	-	-	-	-
	Pretilachlor	µg/l				-	-	-	-	-	-	-	-	-	-	-	-	-	-	-	-	-	-
	Primisulfuron-methyl	µg/l				-	-	-	-	-	-	-	-	-	-	-	-	-	-	-	-	-	-
	Prodiamine	µg/l				-	-	-	-	-	-	-	-	-	-	-	-	-	-	-	-	-	-
	Propaquizafop	µg/l				-	-	-	-	-	-	-	-	-	-	-	-	-	-	-	-	-	-
	Propetamphos	µg/L	0.01		0.03[#3]	-	-	-	-	-	-	-	-	-	-	-	-	-	-	-	-	-	-
	Propetamphos (Filtered)	µg/L	0.01		0.03[#3]	-	-	-	-	-	-	-	-	-	-	-	-	-	-	-	-	-	-
	Prosulfocarb	µg/l				-	-	-	-	-	-	-	-	-	-	-	-	-	-	-	-	-	-
	Prothioconazole	µg/l				-	-	-	-	-	-	-	-	-	-	-	-	-	-	-	-	-	-
	Pyribenzoxim	µg/l				-	-	-	-	-	-	-	-	-	-	-	-	-	-	-	-	-	-
	Quinmerac	µg/l				-	-	-	-	-	-	-	-	-	-	-	-	-	-	-	-	-	-
	Quizalofop	µg/l				-	-	-	-	-	-	-	-	-	-	-	-	-	-	-	-	-	-
	Rimsulfuron	µg/l				-	-	-	-	-	-	-	-	-	-	-	-	-	-	-	-	-	-
	Sebuthylazine	µg/l				-	-	-	-	-	-	-	-	-	-	-	-	-	-	-	-	-	-
	Siduron (Filtered)	µg/l	10			-	-	-	-	-	-	-	-	-	-	-	-	-	-	-	-	-	-
	Simazine-2-hydroxy	µg/l				-	-	-	-	-	-	-	-	-	-	-	-	-	-	-	-	-	-
	Sodium Acifluorfen	µg/L				-	-	-	-	-	-	-	-	-	-	-	-	-	-	-	-	-	-
	Sulfosulfuron	µg/l				-	-	-	-	-	-	-	-	-	-	-	-	-	-	-	-	-	-
	Tecnazene	µg/L	0.01		1[#3]	-	-	-	-	-	-	-	-	-	-	-	-	-	-	-	-	-	-
	Tecnazene (Filtered)	µg/L	0.01		1[#3]	-	-	-	-	-	-	-	-	-	-	-	-	-	-	-	-	-	-
	Teflubenzuron	µg/l				-	-	-	-	-	-	-	-	-	-	-	-	-	-	-	-	-	-
	Terbuthylazine-desethyl	µg/l				-	-	-	-	-	-	-	-	-	-	-	-	-	-	-	-	-	-
	Terbuthylazine-desethyl-2-hydroxy	µg/l				-	-	-	-	-	-	-	-	-	-	-	-	-	-	-	-	-	-
	Terbuthylazine-hydroxy	µg/l				-	-	-	-	-	-	-	-	-	-	-	-	-	-	-	-	-	-
	Thiabendazole	µg/L			5[#3]	-	-	-	-	-	-	-	-	-	-	-	-	-	-	-	-	-	-
	Thiamethoxam	µg/L				-	-	-	-	-	-	-	-	-	-	-	-	-	-	-	-	-	-
	Thidiazuron (Filtered)	µg/l	10			-	-	-	-	-	-	-	-	-	-	-	-	-	-	-	-	-	-
	Tribenuron-methyl	µg/L				-	-	-	-	-	-	-	-	-	-	-	-	-	-	-	-	-	-
	Trietazine	µg/L	0.01			-	-	-	-	-	-	-	-	-	-	-	-	-	-	-	-	-	-
	Trietazine (Filtered)	µg/L	0.01			-	-	-	-	-	-	-	-	-	-	-	-	-	-	-	-	-	-
	Trifloxysulfuron-sodium	µg/l				-	-	-	-	-	-	-	-	-	-	-	-	-	-	-	-	-	-
	Triflusulfuron-methyl	µg/l				-	-	-	-	-	-	-	-	-	-	-	-	-	-	-	-	-	-
	Triforine	µg/l				-	-	-	-	-	-	-	-	-	-	-	-	-	-	-	-	-	-
	Triticonazole	µg/l				-	-	-	-	-	-	-	-	-	-	-	-	-	-	-	-	-	-
	Desmetryn	mg/L				-	-	-	-	-	-	-	-	-	-	-	-	-	-	-	-	-	-
	Simetryn	mg/L				-	-	-	-	-	-	-	-	-	-	-	-	-	-	-	-	-	-
	Simetryn (Filtered)	mg/L	0.00002			-	-	-	-	-	-	-	-	-	-	-	-	-	-	-	-	-	-
	Clothianidin	µg/L				-	-	-	-	-	-	-	-	-	-	-	-	-	-	-	-	-	-
	Cymoxanil	µg/L				-	-	-	-	-	-	-	-	-	-	-	-	-	-	-	-	-	-
	Flamprop (Filtered)	µg/L	0.02			-	-	-	-	-	-	-	-	-	-	-	-	-	-	-	-	-	-
	Fluazifop-butyl	µg/L				-	-	-	-	-	-	-	-	-	-	-	-	-	-	-	-	-	-
	Imazamethabenz-methyl	µg/L				-	-	-	-	-	-	-	-	-	-	-	-	-	-	-	-	-	-
	Mesosulfuron-methyl	µg/L				-	-	-	-	-	-	-	-	-	-	-	-	-	-	-	-	-	-
	Metamitron	µg/L				-	-	-	-	-	-	-	-	-	-	-	-	-	-	-	-	-	-
	Metobromuron	µg/L				-	-	-	-	-	-	-	-	-	-	-	-	-	-	-	-	-	-
	Monuron	µg/L				-	-	-	-	-	-	-	-	-	-	-	-	-	-	-	-	-	-
	Monuron (Filtered)	µg/L	0.05			-	-	-	-	-	-	-	-	-	-	-	-	-	-	-	-	-	-
	Secbumeton	µg/L				-	-	-	-	-	-	-	-	-	-	-	-	-	-	-	-	-	-
	Spiroxamine	µg/L				-	-	-	-	-	-	-	-	-	-	-	-	-	-	-	-	-	-
	Clomazon	µg/L				-	-	-	-	-	-	-	-	-	-	-	-	-	-	-	-	-	-
	Flamprop-isopropyl (Filtered)	µg/L	0.02			-	-	-	-	-	-	-	-	-	-	-	-	-	-	-	-	-	-
	Metazachlor	µg/L	0.01			-	-	-	-	-	-	-	-	-	-	-	-	-	-	-	-	-	-
	Metazachlor (Filtered)	µg/L	0.01			-	-	-	-	-	-	-	-	-	-	-	-	-	-	-	-	-	-
	Methabenzthiazuran	µg/L				-	-	-	-	-	-	-	-	-	-	-	-	-	-	-	-	-	-
	Methabenzthiazuran (Filtered)	µg/L	0.05			-	-	-	-	-	-	-	-	-	-	-	-	-	-	-	-	-	-
	Iprovalicarb	µg/L				-	-	-	-	-	-	-	-	-	-	-	-	-	-	-	-	-	-
	Chloroxuron	µg/L				-	-	-	-	-	-	-	-	-	-	-	-	-	-	-	-	-	-
	Chloroxuron (Filtered)	µg/L	0.05			-	-	-	-	-	-	-	-	-	-	-	-	-	-	-	-	-	-
	Neburon	µg/L				-	-	-	-	-	-	-	-	-	-	-	-	-	-	-	-	-	-
	Metribuzin	µg/L				-	-	-	-	-	-	-	-	-	-	-	-	-	-	-	-	-	-
	2,3,6-Trichlorobenzoic Acid (Tba)	µg/L				-	-	-	-	-	-	-	-	-	-	-	-	-	-	-	-	-	-
	2,3,6-Trichlorobenzoic Acid (Tba) (Filtered)	µg/L	0.02			-	-	-	-	-	-	-	-	-	-	-	-	-	-	-	-	-	-
	2,4,5-Trichlorophenoxy Acetic Acid	µg/L				-	-	-	-	-	-	-	-	-	-	-	-	-	-	-	-	-	-
	2,4,5-Trichlorophenoxy Acetic Acid (Filtered)	µg/L	0.02			-	-	-	-	-	-	-	-	-	-	-	-	-	-	-	-	-	-
	2,4,5-TP (Silvex)	µg/L				-	-	-	-	-	-	-	-	-	-	-	-	-	-	-	-	-	-
	2,4,5-TP (Silvex) (Filtered)	µg/L	0.02			-	-	-	-	-	-	-	-	-	-	-	-	-	-	-	-	-	-
	Pyrimethanil	µg/L				-	-	-	-	-	-	-	-	-	-	-	-	-	-	-	-	-	-
	Hedonal	µg/L			0.3[#2]	-	-	-	-	-	-	-	-	-	-	-	-	-	-	-	-	-	-
	Hedonal (Filtered)	µg/L	0.02		0.3[#2]	-	-	-	-	-	-	-	-	-	-	-	-	-	-	-	-	-	-
	2,4-DDT	µg/L	0.01		0.00625[#39]	-	-	-	-	-	-	-	-	-	-	-	-	-	-	-	-	-	-
	2,4-DDT (Filtered)	µg/L	0.01		0.00625[#39]	-	-	-	-	-	-	-	-	-	-	-	-	-	-	-	-	-	-
	Propachlor	µg/L	0.01			-	-	-	-	-	-	-	-	-	-	-	-	-	-	-	-	-	-
	Propachlor (Filtered)	µg/L	0.02			-	-	-	-	-	-	-	-	-	-	-	-	-	-	-	-	-	-
	Propamocarb	µg/L				-	-	-	-	-	-	-	-	-	-	-	-	-	-	-	-	-	-
	2,4-Dichlorprop	µg/L				-	-	-	-	-	-	-	-	-	-	-	-	-	-	-	-	-	-

						Investigation Phase	GI	LTM	LTM	LTM	LTM	LTM	LTM	LTM	GI	GI	GI	LTM	LTM	LTM	LTM	LTM	LTM	GI	GI
						Location_Code	BH10008	BH10008	BH10008	BH10008	BH10008	BH10008	BH11003	BH11003	BH11004	BH11004	BH11004	BH11004	BH11004	BH11004	BH11004	BH11004	BH11004	BH11007	BH11007
						Sampled_Date	04/03/2020	07/04/2020	21/04/2020	21/05/2020	03/07/2020	15/09/2020	17/09/2020	20/01/2021	06/11/2019	26/11/2019	14/01/2020	07/04/2020	21/04/2020	20/05/2020	07/07/2020	15/09/2020	17/10/2019	14/01/2020
						Sample_Depth	22	24	20	20	5.51	5.5	6.41	4.43	11.13	11.65	11.08	17	18	18	18	11.33	7.13	7.22
Chem_Group	**ChemName**	**output unit**	**EQL**	**UK Drinking Water Standards**	**UK Freshwater EQS**																			
	2,4-Dichlorprop (Filtered)	µg/L	0.02			-	-	-	-	-	-	-	-	-	-	-	-	-	-	-	-	-	-	-
	3-Hydroxy Carbofuran	µg/L				-	-	-	-	-	-	-	-	-	-	-	-	-	-	-	-	-	-	-
	4-(2,4-Dichlorophenoxy)butyric Acid (2,4-DB)	µg/L				-	-	-	-	-	-	-	-	-	-	-	-	-	-	-	-	-	-	-
	4-(2,4-Dichlorophenoxy)butyric Acid (2,4-DB) (Filtered)	µg/L	0.02			-	-	-	-	-	-	-	-	-	-	-	-	-	-	-	-	-	-	-
	4,4-DDE	µg/L	0.01		0.00625[#39]	-	-	-	-	-	-	-	-	-	-	-	-	-	-	-	-	-	-	-
	4,4-DDE (Filtered)	µg/L	0.01		0.00625[#39]	-	-	-	-	-	-	-	-	-	-	-	-	-	-	-	-	-	-	-
	Cypermethrins(total) (Filtered)	µg/L	0.01		0.0001[#3]	-	-	-	-	-	-	-	-	-	-	-	-	-	-	-	-	-	-	-
	Cyproconazole	µg/L				-	-	-	-	-	-	-	-	-	-	-	-	-	-	-	-	-	-	-
	Cyromazine	µg/L				-	-	-	-	-	-	-	-	-	-	-	-	-	-	-	-	-	-	-
	d-BHC	µg/L	0.01			-	-	-	-	-	-	-	-	-	-	-	-	-	-	-	-	-	-	-
	d-BHC (Filtered)	µg/L	0.01			-	-	-	-	-	-	-	-	-	-	-	-	-	-	-	-	-	-	-
	DDD	µg/L	0.01		0.00625[#39]	-	-	-	-	-	-	-	-	-	-	-	-	-	-	-	-	-	-	-
	DDD (Filtered)	µg/L	0.01		0.00625[#39]	-	-	-	-	-	-	-	-	-	-	-	-	-	-	-	-	-	-	-
	DDT	µg/L	0.01		0.01[#41]	-	-	-	-	-	-	-	-	-	-	-	-	-	-	-	-	-	-	-
	DDT (Filtered)	µg/L	0.01		0.01[#41]	-	-	-	-	-	-	-	-	-	-	-	-	-	-	-	-	-	-	-
	Deisopropylatrazine	µg/L				-	-	-	-	-	-	-	-	-	-	-	-	-	-	-	-	-	-	-
	Chlorothalonil	µg/L	0.01		0.035[#2]	-	-	-	-	-	-	-	-	-	-	-	-	-	-	-	-	-	-	-
	Chlorothalonil (Filtered)	µg/L	0.01		0.035[#2]	-	-	-	-	-	-	-	-	-	-	-	-	-	-	-	-	-	-	-
	Deethylatrazine	µg/L				-	-	-	-	-	-	-	-	-	-	-	-	-	-	-	-	-	-	-
	Demeton-S-methyl	µg/L	0.01			-	-	-	-	-	-	-	-	-	-	-	-	-	-	-	-	-	-	-
	Demeton-S-methyl (Filtered)	µg/L	0.01			-	-	-	-	-	-	-	-	-	-	-	-	-	-	-	-	-	-	-
	Diazinon	µg/L	0.01		0.01[#2]	-	-	-	-	-	-	-	-	-	-	-	-	-	-	-	-	-	-	-
	Diazinon (Filtered)	µg/L	0.01		0.01[#2]	-	-	-	-	-	-	-	-	-	-	-	-	-	-	-	-	-	-	-
	Dicamba	µg/L				-	-	-	-	-	-	-	-	-	-	-	-	-	-	-	-	-	-	-
	Dicamba (Filtered)	µg/L	0.02			-	-	-	-	-	-	-	-	-	-	-	-	-	-	-	-	-	-	-
	Dichlobenil	µg/L	0.01			-	-	-	-	-	-	-	-	-	-	-	-	-	-	-	-	-	-	-
	Dichlobenil (Filtered)	µg/L	0.01			-	-	-	-	-	-	-	-	-	-	-	-	-	-	-	-	-	-	-
	cis-Permethrin (Filtered)	µg/L	0.01			-	-	-	-	-	-	-	-	-	-	-	-	-	-	-	-	-	-	-
	Dichlorvos	µg/L	0.01		0.001[#3]	-	-	-	-	-	-	-	-	-	-	-	-	-	-	-	-	-	-	-
	Dichlorvos (Filtered)	µg/L	0.01		0.001[#3]	-	-	-	-	-	-	-	-	-	-	-	-	-	-	-	-	-	-	-
	Diclofop	µg/L				-	-	-	-	-	-	-	-	-	-	-	-	-	-	-	-	-	-	-
	Diclofop (Filtered)	µg/L	0.02			-	-	-	-	-	-	-	-	-	-	-	-	-	-	-	-	-	-	-
	Dieldrin	µg/L	0.01	0.03[#1]	0.0025[#40]	-	-	-	-	-	-	-	-	-	-	-	-	-	-	-	-	-	-	-
	Dieldrin (Filtered)	µg/L	0.01	0.03[#1]	0.0025[#40]	-	-	-	-	-	-	-	-	-	-	-	-	-	-	-	-	-	-	-
	Difenoconazole	µg/L				-	-	-	-	-	-	-	-	-	-	-	-	-	-	-	-	-	-	-
	Difenoxuron	µg/L				-	-	-	-	-	-	-	-	-	-	-	-	-	-	-	-	-	-	-
	Diflubenzuron	µg/L			0.001[#3]	-	-	-	-	-	-	-	-	-	-	-	-	-	-	-	-	-	-	-
	Diflubenzuron (Filtered)	µg/L	0.05		0.001[#3]	-	-	-	-	-	-	-	-	-	-	-	-	-	-	-	-	-	-	-
	Diflufenican	µg/L				-	-	-	-	-	-	-	-	-	-	-	-	-	-	-	-	-	-	-
	Dimethoate	µg/L	0.01		0.48[#2]	-	-	-	-	-	-	-	-	-	-	-	-	-	-	-	-	-	-	-
	Dimethoate (Filtered)	µg/L	0.01		0.48[#2]	-	-	-	-	-	-	-	-	-	-	-	-	-	-	-	-	-	-	-
	Dinoseb	µg/L				-	-	-	-	-	-	-	-	-	-	-	-	-	-	-	-	-	-	-
	Disulfoton	µg/L	0.01			-	-	-	-	-	-	-	-	-	-	-	-	-	-	-	-	-	-	-
	Disulfoton (Filtered)	µg/L	0.01			-	-	-	-	-	-	-	-	-	-	-	-	-	-	-	-	-	-	-
	Diuron	µg/L			0.2[#2]	-	-	-	-	-	-	-	-	-	-	-	-	-	-	-	-	-	-	-
	Diuron (Filtered)	µg/L	0.05		0.2[#2]	-	-	-	-	-	-	-	-	-	-	-	-	-	-	-	-	-	-	-
	Endosulfan I	µg/L	0.01			-	-	-	-	-	-	-	-	-	-	-	-	-	-	-	-	-	-	-
	Endosulfan I (Filtered)	µg/L	0.01			-	-	-	-	-	-	-	-	-	-	-	-	-	-	-	-	-	-	-
	Endosulfan II	µg/L	0.02			-	-	-	-	-	-	-	-	-	-	-	-	-	-	-	-	-	-	-
	Endosulfan II (Filtered)	µg/L	0.02			-	-	-	-	-	-	-	-	-	-	-	-	-	-	-	-	-	-	-
	Endosulfan sulphate	µg/L	0.02			-	-	-	-	-	-	-	-	-	-	-	-	-	-	-	-	-	-	-
	Endosulfan sulphate (Filtered)	µg/L	0.02			-	-	-	-	-	-	-	-	-	-	-	-	-	-	-	-	-	-	-
	Endrin	µg/L	0.01		0.0025[#40]	-	-	-	-	-	-	-	-	-	-	-	-	-	-	-	-	-	-	-
	Endrin (Filtered)	µg/L	0.01		0.0025[#40]	-	-	-	-	-	-	-	-	-	-	-	-	-	-	-	-	-	-	-
	s-Ethyl dipropylthiocarbamate	µg/L				-	-	-	-	-	-	-	-	-	-	-	-	-	-	-	-	-	-	-
	Ethiofencarb	µg/L				-	-	-	-	-	-	-	-	-	-	-	-	-	-	-	-	-	-	-
	Ethion	µg/L	0.01			-	-	-	-	-	-	-	-	-	-	-	-	-	-	-	-	-	-	-
	Ethion (Filtered)	µg/L	0.01			-	-	-	-	-	-	-	-	-	-	-	-	-	-	-	-	-	-	-
	Ethoprop	µg/L				-	-	-	-	-	-	-	-	-	-	-	-	-	-	-	-	-	-	-
	Ethofumesate	µg/L				-	-	-	-	-	-	-	-	-	-	-	-	-	-	-	-	-	-	-
	Etridiazole	µg/L	0.01			-	-	-	-	-	-	-	-	-	-	-	-	-	-	-	-	-	-	-
	Etridiazole (Filtered)	µg/L	0.01			-	-	-	-	-	-	-	-	-	-	-	-	-	-	-	-	-	-	-
	Fenamiphos	µg/L				-	-	-	-	-	-	-	-	-	-	-	-	-	-	-	-	-	-	-
	Fenarimol	µg/L				-	-	-	-	-	-	-	-	-	-	-	-	-	-	-	-	-	-	-
	Fenitrothion	µg/L	0.01		0.01[#3]	-	-	-	-	-	-	-	-	-	-	-	-	-	-	-	-	-	-	-
	Fenitrothion (Filtered)	µg/L	0.01		0.01[#3]	-	-	-	-	-	-	-	-	-	-	-	-	-	-	-	-	-	-	-
	Fensulfothion	µg/L				-	-	-	-	-	-	-	-	-	-	-	-	-	-	-	-	-	-	-
	Fenhexamid	µg/L				-	-	-	-	-	-	-	-	-	-	-	-	-	-	-	-	-	-	-
	Fenoxycarb	µg/L				-	-	-	-	-	-	-	-	-	-	-	-	-	-	-	-	-	-	-
	Fenthion	µg/L	0.01			-	-	-	-	-	-	-	-	-	-	-	-	-	-	-	-	-	-	-
	Fenthion (Filtered)	µg/L	0.01			-	-	-	-	-	-	-	-	-	-	-	-	-	-	-	-	-	-	-
	Fenpropimorf	µg/L				-	-	-	-	-	-	-	-	-	-	-	-	-	-	-	-	-	-	-
	Fluometuron (Filtered)	µg/L	10			-	-	-	-	-	-	-	-	-	-	-	-	-	-	-	-	-	-	-
	Fluroxypyr	µg/L				-	-	-	-	-	-	-	-	-	-	-	-	-	-	-	-	-	-	-
	Fluroxypyr (Filtered)	µg/L	0.02			-	-	-	-	-	-	-	-	-	-	-	-	-	-	-	-	-	-	-
	Flutolanil	µg/L				-	-	-	-	-	-	-	-	-	-	-	-	-	-	-	-	-	-	-
	Fonofos	µg/L				-	-	-	-	-	-	-	-	-	-	-	-	-	-	-	-	-	-	-
	g-BHC (Lindane)	µg/L	0.01			-	-	-	-	-	-	-	-	-	-	-	-	-	-	-	-	-	-	-
	g-BHC (Lindane) (Filtered)	µg/L	0.01			-	-	-	-	-	-	-	-	-	-	-	-	-	-	-	-	-	-	-
	Haloxyfop-methyl	µg/L				-	-	-	-	-	-	-	-	-	-	-	-	-	-	-	-	-	-	-
	Thifensulfuron	µg/L				-	-	-	-	-	-	-	-	-	-	-	-	-	-	-	-	-	-	-

					Investigation Phase	GI	LTM	LTM	LTM	LTM	LTM	LTM	LTM	GI	GI	GI	LTM	LTM	LTM	LTM	LTM	GI	GI
					Location_Code	BH10008	BH10008	BH10008	BH10008	BH10008	BH10008	BH11003	BH11003	BH11004	BH11004	BH11004	BH11004	BH11004	BH11004	BH11004	BH11004	BH11007	BH11007
					Sampled_Date	04/03/2020	07/04/2020	21/04/2020	21/05/2020	03/07/2020	15/09/2020	17/09/2020	20/01/2021	06/11/2019	26/11/2019	14/01/2020	07/04/2020	21/04/2020	20/05/2020	07/07/2020	15/09/2020	17/10/2019	14/01/2020
					Sample_Depth	22	24	20	20	5.51	5.5	6.41	4.43	11.13	11.65	11.08	17	18	18	18	11.33	7.13	7.22
Chem_Group	**ChemName**	**output unit**	**EQL**	**UK Drinking Water Standards**	**UK Freshwater EQS**																		
	Heptachlor	µg/L	0.01	0.03[#1]		-	-	-	-	-	-	-	-	-	-	-	-	-	-	-	-	-	-
	Heptachlor (Filtered)	µg/L	0.01	0.03[#1]		-	-	-	-	-	-	-	-	-	-	-	-	-	-	-	-	-	-
	Hexaconazole	µg/L				-	-	-	-	-	-	-	-	-	-	-	-	-	-	-	-	-	-
	Hexazinone	µg/L				-	-	-	-	-	-	-	-	-	-	-	-	-	-	-	-	-	-
	Hydroxyatrazine	µg/L				-	-	-	-	-	-	-	-	-	-	-	-	-	-	-	-	-	-
	Iprodione	µg/L				-	-	-	-	-	-	-	-	-	-	-	-	-	-	-	-	-	-
	Isodrin	µg/L	0.01		0.0025[#40]	-	-	-	-	-	-	-	-	-	-	-	-	-	-	-	-	-	-
	Isodrin (Filtered)	µg/L	0.01		0.0025[#40]	-	-	-	-	-	-	-	-	-	-	-	-	-	-	-	-	-	-
	Isoproturon	µg/L			0.3[#2]	-	-	-	-	-	-	-	-	-	-	-	-	-	-	-	-	-	-
	Isoproturon (Filtered)	µg/L	0.05		0.3[#2]	-	-	-	-	-	-	-	-	-	-	-	-	-	-	-	-	-	-
	Linuron	µg/L			0.5[#2]	-	-	-	-	-	-	-	-	-	-	-	-	-	-	-	-	-	-
	Linuron (Filtered)	µg/L	0.05		0.5[#2]	-	-	-	-	-	-	-	-	-	-	-	-	-	-	-	-	-	-
	Malathion	µg/L	0.01		0.01[#3]	-	-	-	-	-	-	-	-	-	-	-	-	-	-	-	-	-	-
	Malathion (Filtered)	µg/L	0.01		0.01[#3]	-	-	-	-	-	-	-	-	-	-	-	-	-	-	-	-	-	-
	2-Methyl-4-chlorophenoxyacetic acid	µg/L				-	-	-	-	-	-	-	-	-	-	-	-	-	-	-	-	-	-
	2-Methyl-4-chlorophenoxyacetic acid (Filtered)	µg/L	0.02			-	-	-	-	-	-	-	-	-	-	-	-	-	-	-	-	-	-
	2-Methyl-4-Chlorophenoxy Butanoic Acid	µg/L				-	-	-	-	-	-	-	-	-	-	-	-	-	-	-	-	-	-
	2-Methyl-4-Chlorophenoxy Butanoic Acid (Filtered)	µg/L	0.02			-	-	-	-	-	-	-	-	-	-	-	-	-	-	-	-	-	-
	Mecoprop	µg/L			18[#2]	-	-	-	-	-	-	-	-	-	-	-	-	-	-	-	-	-	-
	Mecoprop (Filtered)	µg/L	0.02		18[#2]	-	-	-	-	-	-	-	-	-	-	-	-	-	-	-	-	-	-
	Mefenpyr-diethyl	µg/L				-	-	-	-	-	-	-	-	-	-	-	-	-	-	-	-	-	-
	Metachlor	µg/L	0.01		0.3[#2]	-	-	-	-	-	-	-	-	-	-	-	-	-	-	-	-	-	-
	Metachlor (Filtered)	µg/L	0.01		0.3[#2]	-	-	-	-	-	-	-	-	-	-	-	-	-	-	-	-	-	-
	Metalaxyl	µg/L				-	-	-	-	-	-	-	-	-	-	-	-	-	-	-	-	-	-
	Methamidophos	µg/L				-	-	-	-	-	-	-	-	-	-	-	-	-	-	-	-	-	-
	Methidathion	µg/L				-	-	-	-	-	-	-	-	-	-	-	-	-	-	-	-	-	-
	Methiocarb	µg/L			0.01[#3]	-	-	-	-	-	-	-	-	-	-	-	-	-	-	-	-	-	-
	Methomyl	µg/L				-	-	-	-	-	-	-	-	-	-	-	-	-	-	-	-	-	-
	Methoxychlor	µg/L	0.01			-	-	-	-	-	-	-	-	-	-	-	-	-	-	-	-	-	-
	Methoxychlor (Filtered)	µg/L	0.01			-	-	-	-	-	-	-	-	-	-	-	-	-	-	-	-	-	-
	Methoxyfenozide	µg/L				-	-	-	-	-	-	-	-	-	-	-	-	-	-	-	-	-	-
	Methyl parathion	µg/L	0.01			-	-	-	-	-	-	-	-	-	-	-	-	-	-	-	-	-	-
	Methyl parathion (Filtered)	µg/L	0.01			-	-	-	-	-	-	-	-	-	-	-	-	-	-	-	-	-	-
	Metolachlor	µg/L				-	-	-	-	-	-	-	-	-	-	-	-	-	-	-	-	-	-
	Metoxuron	µg/L				-	-	-	-	-	-	-	-	-	-	-	-	-	-	-	-	-	-
	Metoxuron (Filtered)	µg/L	0.05			-	-	-	-	-	-	-	-	-	-	-	-	-	-	-	-	-	-
	Metsulfuron Methyl	µg/L				-	-	-	-	-	-	-	-	-	-	-	-	-	-	-	-	-	-
	Mevinphos (Phosdrin)	µg/L	0.01		0.02(MAC)[#38]	-	-	-	-	-	-	-	-	-	-	-	-	-	-	-	-	-	-
	Mevinphos (Phosdrin) (Filtered)	µg/L	0.01		0.02(MAC)[#38]	-	-	-	-	-	-	-	-	-	-	-	-	-	-	-	-	-	-
	Molinate	µg/L				-	-	-	-	-	-	-	-	-	-	-	-	-	-	-	-	-	-
	Monlinuran	µg/L				-	-	-	-	-	-	-	-	-	-	-	-	-	-	-	-	-	-
	Monlinuran (Filtered)	µg/L	0.05			-	-	-	-	-	-	-	-	-	-	-	-	-	-	-	-	-	-
	Monocrotophos	µg/L				-	-	-	-	-	-	-	-	-	-	-	-	-	-	-	-	-	-
	Napropamide	µg/L				-	-	-	-	-	-	-	-	-	-	-	-	-	-	-	-	-	-
	Flusilazole (NuStar)	µg/L				-	-	-	-	-	-	-	-	-	-	-	-	-	-	-	-	-	-
	o,p-DDD	µg/L	0.01			-	-	-	-	-	-	-	-	-	-	-	-	-	-	-	-	-	-
	o,p-DDD (Filtered)	µg/L	0.01			-	-	-	-	-	-	-	-	-	-	-	-	-	-	-	-	-	-
	o,p'-DDE	µg/L	0.01			-	-	-	-	-	-	-	-	-	-	-	-	-	-	-	-	-	-
	o,p'-DDE (Filtered)	µg/L	0.01			-	-	-	-	-	-	-	-	-	-	-	-	-	-	-	-	-	-
	o,p-Methoxychlor	µg/L	0.01			-	-	-	-	-	-	-	-	-	-	-	-	-	-	-	-	-	-
	o,p-Methoxychlor (Filtered)	µg/L	0.01			-	-	-	-	-	-	-	-	-	-	-	-	-	-	-	-	-	-
	Omethoate	µg/L	0.01		0.01[#3]	-	-	-	-	-	-	-	-	-	-	-	-	-	-	-	-	-	-
	Omethoate (Filtered)	µg/L	0.01		0.01[#3]	-	-	-	-	-	-	-	-	-	-	-	-	-	-	-	-	-	-
	Oxamyl	µg/L				-	-	-	-	-	-	-	-	-	-	-	-	-	-	-	-	-	-
	Paclobutrazol	µg/L				-	-	-	-	-	-	-	-	-	-	-	-	-	-	-	-	-	-
	Methyl Paraoxon	µg/L				-	-	-	-	-	-	-	-	-	-	-	-	-	-	-	-	-	-
	Parathion	µg/L	0.01			-	-	-	-	-	-	-	-	-	-	-	-	-	-	-	-	-	-
	Parathion (Filtered)	µg/L	0.01			-	-	-	-	-	-	-	-	-	-	-	-	-	-	-	-	-	-
	Pendimethalin	µg/L	0.01		0.3[#2]	-	-	-	-	-	-	-	-	-	-	-	-	-	-	-	-	-	-
	Pendimethalin (Filtered)	µg/L	0.01		0.3[#2]	-	-	-	-	-	-	-	-	-	-	-	-	-	-	-	-	-	-
	Imidacloprid	µg/L				-	-	-	-	-	-	-	-	-	-	-	-	-	-	-	-	-	-
	Permethrin	µg/L	0.01		0.001[#3]	-	-	-	-	-	-	-	-	-	-	-	-	-	-	-	-	-	-
	Permethrin II	µg/L	0.01			-	-	-	-	-	-	-	-	-	-	-	-	-	-	-	-	-	-
	Permethrin II (Filtered)	µg/L	0.01			-	-	-	-	-	-	-	-	-	-	-	-	-	-	-	-	-	-
	Phorate	µg/L	0.01			-	-	-	-	-	-	-	-	-	-	-	-	-	-	-	-	-	-
	Phorate (Filtered)	µg/L	0.01			-	-	-	-	-	-	-	-	-	-	-	-	-	-	-	-	-	-
	Phosmet	µg/L				-	-	-	-	-	-	-	-	-	-	-	-	-	-	-	-	-	-
	Lenacil	µg/L				-	-	-	-	-	-	-	-	-	-	-	-	-	-	-	-	-	-
	Picloram	µg/L				-	-	-	-	-	-	-	-	-	-	-	-	-	-	-	-	-	-
	Picloram (Filtered)	µg/L	0.02			-	-	-	-	-	-	-	-	-	-	-	-	-	-	-	-	-	-
	Picoxystrobin	µg/L				-	-	-	-	-	-	-	-	-	-	-	-	-	-	-	-	-	-
	Pirimicarb	µg/L			1[#3]	-	-	-	-	-	-	-	-	-	-	-	-	-	-	-	-	-	-
	Pirimiphos-methyl	µg/L	0.01		0.015[#3]	-	-	-	-	-	-	-	-	-	-	-	-	-	-	-	-	-	-
	Pirimiphos-methyl (Filtered)	µg/L	0.01		0.015[#3]	-	-	-	-	-	-	-	-	-	-	-	-	-	-	-	-	-	-
	Pirimphos-ethyl	µg/L				-	-	-	-	-	-	-	-	-	-	-	-	-	-	-	-	-	-
	Pirimphos-ethyl (Filtered)	µg/L	0.01			-	-	-	-	-	-	-	-	-	-	-	-	-	-	-	-	-	-
	Prochloraz	µg/L			4[#3]	-	-	-	-	-	-	-	-	-	-	-	-	-	-	-	-	-	-
	Profenofos	µg/L				-	-	-	-	-	-	-	-	-	-	-	-	-	-	-	-	-	-
	Promecarb	µg/L				-	-	-	-	-	-	-	-	-	-	-	-	-	-	-	-	-	-
	Prometon	µg/L				-	-	-	-	-	-	-	-	-	-	-	-	-	-	-	-	-	-
	Prometon (Filtered)	µg/L	0.02			-	-	-	-	-	-	-	-	-	-	-	-	-	-	-	-	-	-

					Investigation Phase	GI	LTM	LTM	LTM	LTM	LTM	LTM	LTM	GI	GI	GI	LTM	LTM	LTM	LTM	LTM	GI	GI
					Location_Code	BH10008	BH10008	BH10008	BH10008	BH10008	BH10008	BH11003	BH11003	BH11004	BH11004	BH11004	BH11004	BH11004	BH11004	BH11004	BH11004	BH11007	BH11007
					Sampled_Date	04/03/2020	07/04/2020	21/04/2020	21/05/2020	03/07/2020	15/09/2020	17/09/2020	20/01/2021	06/11/2019	26/11/2019	14/01/2020	07/04/2020	21/04/2020	20/05/2020	07/07/2020	15/09/2020	17/10/2019	14/01/2020
					Sample_Depth	22	24	20	20	5.51	5.5	6.41	4.43	11.13	11.65	11.08	17	18	18	18	11.33	7.13	7.22
Chem_Group	**ChemName**	**output unit**	**EQL**	**UK Drinking Water Standards**	**UK Freshwater EQS**																		
	Prometryn	µg/L	0.01			-	-	-	-	-	-	-	-	-	-	-	-	-	-	-	-	-	-
	Prometryn (Filtered)	µg/L	0.02			-	-	-	-	-	-	-	-	-	-	-	-	-	-	-	-	-	-
	Pronamide	µg/L	0.01		100[#3]	-	-	-	-	-	-	-	-	-	-	-	-	-	-	-	-	-	-
	Pronamide (Filtered)	µg/L	0.01		100[#3]	-	-	-	-	-	-	-	-	-	-	-	-	-	-	-	-	-	-
	Propanil	µg/L				-	-	-	-	-	-	-	-	-	-	-	-	-	-	-	-	-	-
	Propazine	µg/L	0.01			-	-	-	-	-	-	-	-	-	-	-	-	-	-	-	-	-	-
	Propazine (Filtered)	µg/L	0.02			-	-	-	-	-	-	-	-	-	-	-	-	-	-	-	-	-	-
	Propham	µg/L				-	-	-	-	-	-	-	-	-	-	-	-	-	-	-	-	-	-
	Propiconazole	µg/L				-	-	-	-	-	-	-	-	-	-	-	-	-	-	-	-	-	-
	Propoxycarbazone-sodium	µg/L				-	-	-	-	-	-	-	-	-	-	-	-	-	-	-	-	-	-
	Pursuit	µg/L				-	-	-	-	-	-	-	-	-	-	-	-	-	-	-	-	-	-
	Pyriproxyfen	µg/L				-	-	-	-	-	-	-	-	-	-	-	-	-	-	-	-	-	-
	Quinclorac	µg/L				-	-	-	-	-	-	-	-	-	-	-	-	-	-	-	-	-	-
	Quinoxyfen	µg/L				-	-	-	-	-	-	-	-	-	-	-	-	-	-	-	-	-	-
	Ronnel (Filtered)	µg/L	0.01		0.03[#3]	-	-	-	-	-	-	-	-	-	-	-	-	-	-	-	-	-	-
	Savey	µg/L				-	-	-	-	-	-	-	-	-	-	-	-	-	-	-	-	-	-
	Sethoxydim	µg/L				-	-	-	-	-	-	-	-	-	-	-	-	-	-	-	-	-	-
	Simazine	µg/L	0.01		1[#2]	-	-	-	-	-	-	-	-	-	-	-	-	-	-	-	-	-	-
	Simazine (Filtered)	µg/L	0.02		1[#2]	-	-	-	-	-	-	-	-	-	-	-	-	-	-	-	-	-	-
	Tebuthiuron	µg/L				-	-	-	-	-	-	-	-	-	-	-	-	-	-	-	-	-	-
	Tebuthiuron (Filtered)	µg/L	10			-	-	-	-	-	-	-	-	-	-	-	-	-	-	-	-	-	-
	Terbutryn	µg/L	0.01			-	-	-	-	-	-	-	-	-	-	-	-	-	-	-	-	-	-
	Terbutryn (Filtered)	µg/L	0.02			-	-	-	-	-	-	-	-	-	-	-	-	-	-	-	-	-	-
	Terbutylazine	µg/L				-	-	-	-	-	-	-	-	-	-	-	-	-	-	-	-	-	-
	Terbutylazine (Filtered)	µg/L	0.02			-	-	-	-	-	-	-	-	-	-	-	-	-	-	-	-	-	-
	Phosalone	µg/L	0.01			-	-	-	-	-	-	-	-	-	-	-	-	-	-	-	-	-	-
	Phosalone (Filtered)	µg/L	0.01			-	-	-	-	-	-	-	-	-	-	-	-	-	-	-	-	-	-
	Phosphamidon	µg/L	0.01			-	-	-	-	-	-	-	-	-	-	-	-	-	-	-	-	-	-
	Phosphamidon (Filtered)	µg/L	0.01			-	-	-	-	-	-	-	-	-	-	-	-	-	-	-	-	-	-
	Thiobencarb	µg/L				-	-	-	-	-	-	-	-	-	-	-	-	-	-	-	-	-	-
	Thiophanate-methyl	µg/L				-	-	-	-	-	-	-	-	-	-	-	-	-	-	-	-	-	-
	Triadimefon	µg/L	0.01			-	-	-	-	-	-	-	-	-	-	-	-	-	-	-	-	-	-
	Triadimefon (Filtered)	µg/L	0.01			-	-	-	-	-	-	-	-	-	-	-	-	-	-	-	-	-	-
	Triadimenol	µg/L				-	-	-	-	-	-	-	-	-	-	-	-	-	-	-	-	-	-
	Triallate	µg/L	0.01		0.25[#3]	-	-	-	-	-	-	-	-	-	-	-	-	-	-	-	-	-	-
	Triallate (Filtered)	µg/L	0.01		0.25[#3]	-	-	-	-	-	-	-	-	-	-	-	-	-	-	-	-	-	-
	Triasulfuron	µg/L				-	-	-	-	-	-	-	-	-	-	-	-	-	-	-	-	-	-
	Tributyl phosphate (Filtered)	µg/L	0.01		50[#3]	-	-	-	-	-	-	-	-	-	-	-	-	-	-	-	-	-	-
	Triclopyr	µg/L				-	-	-	-	-	-	-	-	-	-	-	-	-	-	-	-	-	-
	Triclopyr (Filtered)	µg/L	0.02			-	-	-	-	-	-	-	-	-	-	-	-	-	-	-	-	-	-
	Triclosan	µg/L				-	-	-	-	-	-	-	-	-	-	-	-	-	-	-	-	-	-
	Trifluralin	µg/L	0.01		0.03[#2]	-	-	-	-	-	-	-	-	-	-	-	-	-	-	-	-	-	-
	Trifluralin (Filtered)	µg/L	0.01		0.03[#2]	-	-	-	-	-	-	-	-	-	-	-	-	-	-	-	-	-	-
	Tebuconazole	µg/L				-	-	-	-	-	-	-	-	-	-	-	-	-	-	-	-	-	-
	Telodrin	µg/L	0.01			-	-	-	-	-	-	-	-	-	-	-	-	-	-	-	-	-	-
	Telodrin (Filtered)	µg/L	0.01			-	-	-	-	-	-	-	-	-	-	-	-	-	-	-	-	-	-
	Triazophos	µg/L	0.01		0.005[#3]	-	-	-	-	-	-	-	-	-	-	-	-	-	-	-	-	-	-
	Triazophos (Filtered)	µg/L	0.01		0.005[#3]	-	-	-	-	-	-	-	-	-	-	-	-	-	-	-	-	-	-
	Tricyclazole	µg/L				-	-	-	-	-	-	-	-	-	-	-	-	-	-	-	-	-	-
Surrogate	Surrogate Value	%				-	-	-	-	-	-	-	-	-	-	-	-	-	-	-	-	-	-
SVOC TIC	SVOC TICS - Detect	Detect				0	0	0	0	0	-	-	-	-	-	-	-	-	-	-	-	-	-
	SVOC Tentatively Identified Compounds	µg/L	10			<10	<10	<10	<10	<10	-	-	-	-	-	-	-	-	-	-	-	-	-
	SVOC Tentatively Identified Compounds (Filtered)	µg/L	1			-	-	-	-	-	-	-	-	-	-	-	-	-	-	-	-	-	-
VOC TIC	VOC TICs - Detect	Detect				0	0	0	0	0	-	-	-	-	-	-	-	-	-	-	-	-	-
	VOC Tentatively Identified Compounds	µg/l	10			<10	<10	<10	10	<10	-	-	-	-	-	-	-	-	-	-	-	-	-
	VOC Tentatively Identified Compounds (Filtered)	µg/l	1			-	-	-	-	-	-	-	-	0	-	-	-	-	-	-	-	-	-
Other	Biochemical Oxygen Demand (5-day test)	µg/L	1000			-	-	-	-	-	-	-	-	-	-	-	-	-	-	-	-	-	-
	Redox	mV				-	-	-	-	-	-	-	-	-	-	-	-	-	-	-	-	-	-
	Conductivity @ 20oC	µS/cm	5			905	985	1000	1120	930	899	-	633	-	-	-	1320	1300	1270	1360	1360	1093	-
	Conductivity @ 20oC (Filtered)	µS/cm	10			-	-	-	-	-	-	-	-	1358	-	1339	-	-	-	-	-	1093	1081
	Biological Oxygen Demand	mg/L	1			<1	<1	<1	<1	<1	-	-	-	-	-	-	<1	<1	<1	<1	-	<1	-
	Biological Oxygen Demand (Filtered)	mg/L	1			-	-	-	-	-	-	-	-	2	<1	1	-	-	-	-	-	<1	2
	Chemical Oxygen Demand	mg/L	5			<7	8.32	<7	16.6	12.5	-	-	-	-	-	-	<7	17.7	18.2	<7	-	13	-
	Chemical Oxygen Demand (Filtered)	mg/L	5			-	-	-	-	-	-	-	-	<5	-	<5	-	-	-	-	-	13	10
	Dissolved Organic Carbon	µg/L	200			-	-	-	-	-	-	-	-	-	-	-	-	-	-	-	-	1200	-
	Dissolved Organic Carbon (Filtered)	µg/L	200			3980	<3000	<3000	<3000	<3000	3950	-	27,100	<200	-	1100	<3000	<3000	<3000	3040	3900	1200	1100
	pH (Lab)	pH_Units	0.01	6.5-9.5[#1]	6-9(MAC)[#38]	7.67	7.22	7.4	7.11	7.29	7.44	-	6.77	-	-	-	6.33	6.5	7.07	6.26	6.19	6.73	-
	pH (Lab) (Filtered)	pH_Units	0.01	6.5-9.5[#1]	6-9(MAC)[#38]	-	-	-	-	-	-	-	-	7.51	-	7.2	-	-	-	-	-	6.73	7.28

						Investigation Phase	GI	LTM	LTM	LTM	LTM	LTM	LTM	GI	GI	GI	LTM	LTM	LTM	LTM	LTM	LTM	LTM	GI	GI
						Location_Code	BH11007	BH11007	BH11007	BH11007	BH11007	BH11007	BH11007	BH12003	BH12003	BH12003	BH12003	BH12003	BH12003	BH12003	BH12003	BH12003	BH12003	BH12005	BH12005
						Sampled_Date	10/03/2020	19/03/2020	24/04/2020	19/05/2020	30/06/2020	16/09/2020	04/11/2020	03/10/2019	14/01/2020	20/02/2020	08/04/2020	16/04/2020	22/05/2020	26/06/2020	10/09/2020	26/11/2020	24/10/2019	06/11/2019
						Sample_Depth	13.5	13.5	13	13	8.73	8.37	8.41	9.65	9.5	21	21	21	21	21	16.67	9.99	12.31	12.33
Chem_Group	**ChemName**	**output unit**	**EQL**	**UK Drinking Water Standards**	**UK Freshwater EQS**																			
Metals	Antimony	µg/L	4	5[#1]		-	-	-	-	-	-	-	-	-	-	-	-	-	-	-	-	-	-	-
	Arsenic	µg/L	1	10[#1]	50[#2]	34.2	<12	5.19	14	24.6	10.3	-	<1	<1	-	<2	<2	<2	<2	<2	-	3	-
	Arsenic (Filtered)	µg/L	0.5	10[#1]	50[#2]	1	0.911	<0.5	<0.5	0.527	0.732	-	<1	4	<0.5 - 0.514	0.648	0.593	0.647	<0.5	0.54	-	2	-
	Boron	µg/L	10	1000[#1]	2000[#3]	<200	<120	<20	<120	<200	<20	-	29	24	-	<20	25	26.2	<20	26.3	-	41	-
	Boron (Filtered)	µg/L	10	1000[#1]	2000[#3]	-	-	-	-	-	-	-	-	-	14	-	-	-	-	-	-	46	-
	Cadmium	µg/L	0.05	5[#1]	0.08[#4]	<5	<3	<0.5	<3	<5	<0.5	-	<0.05	<0.05	-	<0.5	<0.5	<0.5	<0.5	<0.5	-	0.2 - 0.22	-
	Cadmium (Filtered)	µg/L	0.05	5[#1]	0.08[#4]	<0.08	<0.08	0.129	0.1	0.111	0.145	-	<0.05	<0.05	<0.08	<0.08	<0.08	<0.08	<0.08	<0.08	-	<0.05	-
	Chromium (hexavalent)	µg/L	10		3.4[#5]	-	-	-	-	-	-	-	<10	-	-	-	-	-	-	-	-	-	-
	Chromium (hexavalent) (Filtered)	µg/L	3		3.4[#5]	<3	<3	<3	<3	<3	<3	-	<10	<10	<3	<3	<3	<3	<3	<3	-	<10	-
	Chromium	µg/L	1	50[#1]	3.4[#6]	176	28.9	21.9	84	101	44.1	-	<1	<1	-	<3	<3	<3	<3	6.59	-	2	-
	Chromium (Filtered)	µg/L	1	50[#1]	3.4[#6]	<1	<1	9.47	<1	<1	<1	-	<1	8	<1	<1	<1	<1	<1	12.1	-	<1	-
	Chromium (Trivalent)	µg/L	10		4.7[#5]	-	-	-	-	-	-	-	<10	-	-	-	-	-	-	-	-	-	-
	Chromium (Trivalent) (Filtered)	µg/L	3		4.7[#5]	<3	<3	9.47	<3	<3	<3	-	<10	<10	-	<3	<3	<3	<3	12.1	-	<10	-
	Cobalt	µg/L	1		3[#7]	-	-	-	-	-	-	-	4	-	-	-	-	-	-	-	-	-	-
	Cobalt (Filtered)	µg/L	0.5		3[#7]	0.933	1.23	0.824	1.19	<0.5	1.27	-	4	1	-	2.48	2.48	2.25	<0.5	1.83	-	<1	-
	Copper	µg/L	1	2000[#1]	1(bio)[#8]	-	53.3	10.9	89	72.5	58.2	-	<1	1	-	1.54	2.22	2.71	<1	1.19	-	7	-
	Copper (Filtered)	µg/L	0.3	2000[#1]	1(bio)[#8]	-	-	1.45	1.77	<0.3	1.15	-	<1	1	<0.3	-	<0.3	<0.3	<0.3	<0.3	-	<1	-
	Iron	µg/L	10	200[#1]	1000[#2]	-	-	-	-	-	-	-	1530	-	-	-	-	-	-	-	-	-	-
	Iron (Filtered)	µg/L	10	200[#1]	1000[#2]	26.2	26.5	<19	37.7	225	<19	<19	1530	87	1550 - 1890	2050	1860	1830	1570	1960	2040	11	-
	Lead	µg/L	1	10[#1]	1.2(bio)[#8]	-	-	-	-	-	-	-	<1	-	-	-	-	-	-	-	-	-	-
	Lead (Filtered)	µg/L	0.2	10[#1]	1.2(bio)[#8]	0.477	<0.2	<0.2	<0.2	<0.2	<0.2	-	<1	<1	<0.2	<0.2	0.205	<0.2	<0.2	<0.2	-	<1	-
	Manganese	µg/L	1	50[#1]	123(bio)[#9]	1100	207	81.8	453	319	184	-	195	181	-	169	184	191	142	151	-	143	-
	Manganese (Filtered)	µg/L	1	50[#1]	123(bio)[#9]	72.4	81.9	36.2	109	<3	29	7.54	-	184	161 - 163	151	152	152	122	142	139	34	-
	Mercury	µg/L	0.02	1[#1]	0.07(MAC)[#10]	0.918	<0.02	<0.02	0.0295	0.0844	0.164	-	<0.05	<0.05	-	<0.02	<0.02	<0.02	<0.02	<0.02	-	<0.05	-
	Mercury (Filtered)	µg/L	0.01	1[#1]	0.07(MAC)[#10]	<0.01	<0.01	<0.01	<0.01	<0.01	<0.01	-	<0.05	<0.05	<0.01	<0.01	<0.01	<0.01	<0.01	<0.01	-	<0.05	-
	Molybdenum	µg/L	9	70[#11]		-	-	-	-	-	-	-	-	-	-	-	-	-	-	-	-	-	-
	Nickel	µg/L	1	20[#1]	4(bio)[#8]	192	43	19.5	80.9	63.2	44	-	15	13	-	16.5	16.1	16.4	13.1	12	-	7	-
	Nickel (Filtered)	µg/L	0.4	20[#1]	4(bio)[#8]	9.35	13.1	9.37	12.8	7.98	12.6	-	14	4	15.7 - 22.4	14	13.8	13.6	10.4	10.2	-	4	-
	Selenium	µg/L	1	10[#1]		<10	8.85	2.98	7.2	<10	5.2	-	<1	<1	-	<1	<1	<1	<1	<1	-	<1	-
	Selenium (Filtered)	µg/L	1	10[#1]		-	-	-	-	-	-	-	-	-	<1	-	-	-	-	-	-	<1	-
	Vanadium	µg/L	5		20[#12]	-	-	-	-	-	-	-	-	-	-	-	-	-	-	-	-	-	-
	Zinc	µg/L	1	3000[#13]	10.9(bio)[#8]	802	152	59.1	224	348	165	-	10	20	-	13	19.9	32.3	15.8	7.75	-	41	-
	Zinc (Filtered)	µg/L	1	3000[#13]	10.9(bio)[#8]	-	-	-	-	-	-	-	-	-	9.69 - 11.2	-	-	-	-	-	-	3	-
Inorganics	Alkalinity (Carbonate as CaCO3) (Filtered)	mg/L	15			-	-	-	-	-	-	-	-	-	-	-	-	-	-	-	-	-	-
	Total Hardness	mg/l	0.35			1910	720	582	824	605	448	522	621	-	571 - 574	613	657	629	502	609	503	-	-
	Total Hardness (Filtered)	mg/l	2			-	-	-	-	-	-	-	621	548	-	-	-	-	-	-	-	243	-
	Alkalinity (Bicarbonate as CaCO3)	mg/L	2			1060	215	165	379	152	140	132	180	-	225	241	235	248	226	220	268	-	-
	Alkalinity (Bicarbonate as CaCO3) (Filtered)	mg/L	15			-	-	-	-	-	-	-	180	235	-	-	-	-	-	-	-	275	-
	Alkalinity (Bicarbonate) as HCO3	mg/L	2			1290	262	201	463	185	170	-	-	-	274 - 275	294	287	303	275	268	-	-	-
	Alkalinity (total) as CaCO3	mg/L	2			-	215	165	379	152	140	108	238	-	-	241	235	248	226	220	220	-	-
	Alkalinity (total) as CaCO3 (Filtered)	mg/L	15			-	-	-	-	-	-	-	238	228 - 235	-	-	-	-	-	-	-	248	-
	Ammonia as N (Filtered)	mg/L	0.000036		0.6[#14]	-	-	-	-	-	-	-	-	-	-	-	-	-	-	-	-	-	-
	Ammoniacal Nitrogen as N	mg/L	0.02		0.6[#14]	-	-	-	-	-	-	-	0.04	-	-	-	-	-	-	-	-	-	-
	Ammoniacal Nitrogen as N (Filtered)	mg/L	0.01		0.6[#14]	0.0423	0.0135	0.0999	0.0333	0.0204	-	-	0.04	0.06	0.0364 -	0.037	0.0424	0.066	0.0478	0.0385	-	0.18	-
	Ammoniacal Nitrogen as NH3 (Filtered)	mg/L	0.01			-	-	-	-	-	-	0.0174	-	-	-	-	-	-	-	-	0.0461	-	-
	Calcium	mg/L	1			-	-	-	-	-	-	-	212	-	-	-	-	-	-	-	-	-	-
	Calcium (Filtered)	mg/L	0.2			192	182	166	217	176	197	168	212	187	178 - 183	185	190	208	184	191	164	84	-
	Chloride	mg/L	1	250[#1]	250[#3]	-	-	-	-	-	-	-	58	-	-	-	-	-	-	-	-	-	-
	Chloride (Filtered)	mg/L	1	250[#1]	250[#3]	69.2	71.1	73	69.4	72.1	74.2	73.7	58	63	59.4 - 60.7	57.2	57	58.3	58.1	60.3	59.9	18	-
	Cyanide (Free)	µg/L	5	50[#1]	1[#2]	-	-	-	-	-	-	-	<5	-	-	-	-	-	-	-	-	-	-
	Cyanide (Free) (Filtered)	µg/L	2.5	50[#1]	1[#2]	<2.5	<2.5	<2.5	<2.5	<2.5	<2.5	-	<5	<5	<2.5	<2.5	<2.5	<2.5	<2.5	<2.5	-	<5	-
	Cyanide Total	µg/L	5	50[#1]	1[#2]	-	-	-	-	-	-	-	<5	-	-	-	-	-	-	-	-	-	-
	Cyanide Total (Filtered)	µg/L	5	50[#1]	1[#2]	<5	<5	<5	<5	<5	<5	-	<5	<5	<5	<5	<5	<5	<5	<5	-	<5	-
	cyanides-complex (Filtered)	µg/L	5	50[#1]	1[#2]	<5	<5	<5	<5	<5	<5	-	-	-	<5	<5	<5	<5	<5	<5	-	-	-
	Fluoride	µg/L	100	1500[#1]	1000[#15]	-	-	-	-	-	-	-	-	-	-	-	-	-	-	-	-	-	-
	Fluoride (Filtered)	µg/L	100	1500[#1]	1000[#15]	<500	<500	<500	<500	<500	-	-	-	<100	<500	<500	<500	<500	<500	<500	-	290	-
	Magnesium	mg/L	1			-	-	-	-	-	-	-	22	-	-	-	-	-	-	-	-	-	-
	Magnesium (Filtered)	mg/L	0.036			27.8	26.5	26	29.5	27.7	31.3	25.7	22	20	17.9	18.5	21.3	20.9	18.2	18.7	16.9	8	-
	Nitrate (as N) (Filtered)	mg/L	0.022			-	-	-	-	-	-	-	-	0.254	-	-	-	-	-	-	-	-	-
	Nitrate (as NO3-)	mg/L	0.1	50(NO3)[#16]		-	-	-	-	-	-	-	<0.1	-	-	-	-	-	-	-	-	-	-
	Nitrate (as NO3-) (Filtered)	mg/L	0.1	50(NO3)[#16]		139	107	138	37.5	128	160	227	<0.1	-	<0.3	<0.3	<0.3	<0.3	<0.3	<0.3	<0.3	3.6	-
	Phosphorus	µg/L	20			6870	1480	647	1820	2540	-	-	-	69	100 - 116	148	200	196	123	125	-	-	-
	Phosphorus (Filtered)	µg/L	10			141	193	251	167	271	-	-	-	23	68.2 - 77.9	98.5	106	88.9	34.7	105	-	-	-
	Potassium	mg/L	1.2			-	-	-	-	-	-	-	5	-	-	-	-	-	-	-	-	-	-
	Potassium (Filtered)	mg/L	0.2			3.11	3.25	2.73	4.2	2.13	3.2	2.61	5	3	4.8 - 4.82	4.93	4.97	5.8	4.07	5.17	4.6	9	-
	Sodium	mg/L	1	200[#1]		-	-	-	-	-	-	-	34	-	-	-	-	-	-	-	-	-	-
	Sodium (Filtered)	mg/L	0.076	200[#1]		45.3	40.9	32.9	36.5	31.4	35.9	32.7	33.7 - 34	32	28.6 - 28.9	28.1	33.5	32.8	27.5	31.2	30	23 - 23.3	-
	Sulphate	mg/L	1	250(SO4)[#17]	400[#3]	-	-	-	-	-	-	-	338	-	-	-	-	-	-	-	-	-	-
	Sulphate (Filtered)	mg/L	1	250(SO4)[#17]	400[#3]	274	312	310	366	290	280	220	338	320	291 - 318	323	319	296	300	303	276	25	-
PAH	Naphthalene	µg/L	0.01		2[#2]	<0.02	<0.01	<0.01	0.013	<0.01	<0.02	-	<0.01	-	<0.01	<0.01	<0.01	<0.01	<0.01	<1 - 0.0132	-	-	-
	Naphthalene (Filtered)	µg/L	0.01		2[#2]	-	-	-	-	-	-	-	<0.01	0.02	-	-	-	-	-	-	-	<0.01	-
	Acenaphthene	µg/L	0.005		No UK EQS	<0.01	<0.005	<0.005	<0.005	<0.005	<0.01	-	<0.01	-	<0.005	<0.005	<0.005	0.00558	<0.005	<0.005	-	-	-
	Acenaphthene (Filtered)	µg/L	0.01		No UK EQS	-	-	-	-	-	-	-	<0.01	<0.01	-	-	-	-	-	-	-	<0.01	-
	Acenaphthylene	µg/L	0.005		No UK EQS	<0.01	<0.005	<0.005	<0.005	<0.005	<0.01	-	<0.01	-	<0.005	<0.005	<0.005	<0.005	<0.005	<0.005	-	-	-
	Acenaphthylene (Filtered)	µg/L	0.01		No UK EQS	-	-	-	-	-	-	-	<0.01	<0.01	-	-	-	-	-	-	-	<0.01	-
	Fluoranthene	µg/L	0.005		0.0063[#2]	0.38	0.0654	<0.005	0.0709	<0.005	0.0843	-	<0.01	-	<0.005 -	<0.005	<0.005	0.694	<0.005	<0.005	-	-	-
	Fluoranthene (Filtered)	µg/L	0.01		0.0063[#2]	-	-	-	-	-	-	-	<0.01	<0.01	-	-	-	-	-	-	-	<0.01	-
	Anthracene	µg/L	0.005		0.1[#2]	0.0296	<0.005	<0.005	0.00803	<0.005	0.0133	-	<0.01	-	<0.005 -	<0.005	<0.005	0.0489	<0.005	<0.005	-	-	-
	Anthracene (Filtered)	µg/L	0.01		0.1[#2]	-	-	-	-	-	-	-	<0.01	<0.01	-	-	-	-	-	-	-	<0.01	-
	Phenanthrene	µg/L	0.005		No UK EQS	0.152	0.0256	<0.005	0.0326	<0.005	0.0552	-	<0.01	-	<0.005 -	<0.005	<0.005	0.304	<0.005	<0.005	-	-	-
	Phenanthrene (Filtered)	µg/L	0.01		No UK EQS	-	-	-	-	-	-	-	<0.01	<0.01	-	-	-	-	-	-	-	<0.01	-

						Investigation Phase	GI	LTM	LTM	LTM	LTM	LTM	LTM	GI	GI	GI	LTM	LTM	LTM	LTM	LTM	LTM	LTM	GI	GI
						Location_Code	BH11007	BH11007	BH11007	BH11007	BH11007	BH11007	BH11007	BH12003	BH12003	BH12003	BH12003	BH12003	BH12003	BH12003	BH12003	BH12003	BH12003	BH12005	BH12005
						Sampled_Date	10/03/2020	19/03/2020	24/04/2020	19/05/2020	30/06/2020	16/09/2020	04/11/2020	03/10/2019	14/01/2020	20/02/2020	08/04/2020	16/04/2020	22/05/2020	26/06/2020	10/09/2020	26/11/2020	24/10/2019	06/11/2019
						Sample_Depth	13.5	13.5	13	13	8.73	8.37	8.41	9.65	9.5	21	21	21	21	21	16.67	9.99	12.31	12.33
Chem_Group	**ChemName**	**output unit**	**EQL**	**UK Drinking Water Standards**	**UK Freshwater EQS**																			
	Fluorene	µg/L	0.005		No UK EQS	<0.01	<0.005	<0.005	<0.005	<0.005	<0.01	-	<0.01	-	<0.005	<0.005	<0.005	0.00558	<0.005	<0.005	-	-	-
	Fluorene (Filtered)	µg/L	0.01		No UK EQS	-	-	-	-	-	-	-	<0.01	<0.01	-	-	-	-	-	-	-	<0.01	-
	Chrysene	µg/L	0.005		No UK EQS	0.198	0.0383	<0.005	0.0373	<0.005	<0.01	-	<0.01	-	<0.005 -	<0.005	<0.005	0.273	<0.005	<0.005	-	-	-
	Chrysene (Filtered)	µg/L	0.01		No UK EQS	-	-	-	-	-	-	-	<0.01	<0.01	-	-	-	-	-	-	-	<0.01	-
	Pyrene	µg/L	0.005		No UK EQS	0.36	0.0585	<0.005	0.0647	<0.005	0.0718	-	<0.01	-	<0.005 -	<0.005	<0.005	0.604	<0.005	<0.005	-	-	-
	Pyrene (Filtered)	µg/L	0.01		No UK EQS	-	-	-	-	-	-	-	<0.01	<0.01	-	-	-	-	-	-	-	<0.01	-
	Benzo(a)anthracene	µg/L	0.005		No UK EQS	0.181	0.0281	<0.005	0.0248	<0.005	<0.01	-	<0.01	-	<0.005 -	<0.005	<0.005	0.272	<0.005	<0.005	-	-	-
	Benzo(a)anthracene (Filtered)	µg/L	0.01		No UK EQS	-	-	-	-	-	-	-	<0.01	<0.01	-	-	-	-	-	-	-	<0.01	-
	Benzo(b)fluoranthene	µg/L	0.005	0.025[#18]	See BaP[#19]	0.442	0.0748	<0.005	0.077	<0.005	0.121	-	<0.01	-	<0.005 -	<0.005	<0.005	0.368	<0.005	<0.005	-	-	-
	Benzo(b)fluoranthene (Filtered)	µg/L	0.01	0.025[#18]	See BaP[#19]	-	-	-	-	-	-	-	<0.01	<0.01	-	-	-	-	-	-	-	<0.01	-
	Benzo(k)fluoranthene	µg/L	0.005	0.025[#18]	See BaP[#19]	0.16	0.0317	<0.005	0.0314	<0.005	<0.01	-	<0.01	-	<0.005 -	<0.005	<0.005	0.144	<0.005	<0.005	-	-	-
	Benzo(k)fluoranthene (Filtered)	µg/L	0.01	0.025[#18]	See BaP[#19]	-	-	-	-	-	-	-	<0.01	<0.01	-	-	-	-	-	-	-	<0.01	-
	Benzo(a)pyrene	µg/L	0.002	0.01[#1]	0.00017[#19]	0.315	0.0535	<0.002	0.0355	<0.002	0.0563	-	<0.01	-	<0.002 -	<0.002	<0.002	0.257	<0.002	<0.002	-	-	-
	Benzo(a)pyrene (Filtered)	µg/L	0.01	0.01[#1]	0.00017[#19]	-	-	-	-	-	-	-	<0.01	<0.01	-	-	-	-	-	-	-	<0.01	-
	Dibenz(a,h)anthracene	µg/L	0.005		No UK EQS	0.0575	<0.005	<0.005	<0.005	<0.005	<0.01	-	<0.01	-	<0.005 -	<0.005	<0.005	0.0246	<0.005	<0.005	-	-	-
	Dibenz(a,h)anthracene (Filtered)	µg/L	0.01		No UK EQS	-	-	-	-	-	-	-	<0.01	<0.01	-	-	-	-	-	-	-	<0.01	-
	Benzo(g,h,i)perylene	µg/L	0.005	0.025[#18]	See BaP[#19]	0.269	0.0475	<0.005	0.0334	<0.005	<0.01	-	<0.01	-	<0.005 -	<0.005	<0.005	0.156	<0.005	<0.005	-	-	-
	Benzo(g,h,i)perylene (Filtered)	µg/L	0.01	0.025[#18]	See BaP[#19]	-	-	-	-	-	-	-	<0.01	<0.01	-	-	-	-	-	-	-	<0.01	-
	Indeno(1,2,3-c,d)pyrene	µg/L	0.005	0.025[#18]	See BaP[#19]	0.211	0.0304	<0.005	0.0463	<0.005	<0.01	-	<0.01	-	<0.005 -	<0.005	<0.005	0.132	<0.005	<0.005	-	-	-
	Indeno(1,2,3-c,d)pyrene (Filtered)	µg/L	0.01	0.025[#18]	See BaP[#19]	-	-	-	-	-	-	-	<0.01	<0.01	-	-	-	-	-	-	-	<0.01	-
	PAH 16 Total	µg/L	0.01			2.76	0.454	<0.082	0.475	<0.082	0.402	-	<0.01	-	<0.082 -	<0.082	<0.082	3.29	<0.082	<0.082	-	-	-
	PAH 16 Total (Filtered)	µg/L	0.01			-	-	-	-	-	-	-	<0.01	0.02	-	-	-	-	-	-	-	<0.01	-
TPH CWG	>C5-C6 Aliphatics	µg/L	1	See TPH	See TPH	<10	<10	<10	<10	<10	-	-	-	-	<10	<10	<10	<10	<10	<10	-	-	-
	>C5-C6 Aliphatics (Filtered)	µg/L	1	See TPH	See TPH	-	-	-	-	-	-	-	-	<1	-	-	-	-	-	-	-	<1	-
	>C6-C8 Aliphatics	µg/L	1	See TPH	See TPH	<10	<10	<10	<10	<10	-	-	-	-	<10	<10	<10	<10	<10	<10	-	-	-
	>C6-C8 Aliphatics (Filtered)	µg/L	1	See TPH	See TPH	-	-	-	-	-	-	-	-	<1	-	-	-	-	-	-	-	<1	-
	>C8-C10 Aliphatics	µg/L	5	See TPH	See TPH	<10	<10	<10	<10	<10	-	-	-	-	<10	<10	<10	<10	<10	<10	-	-	-
	>C8-C10 Aliphatics (Filtered)	µg/L	5	See TPH	See TPH	-	-	-	-	-	-	-	-	<5	-	-	-	-	-	-	-	<5	-
	>C10-C12 Aliphatics	µg/L	5	See TPH	See TPH	<10	<10	<10	<10	<10	-	-	-	-	<10	<10	<10	<10	<10	<10	-	-	-
	>C10-C12 Aliphatics (Filtered)	µg/L	5	See TPH	See TPH	-	-	-	-	-	-	-	-	<5	-	-	-	-	-	-	-	<5	-
	>C12-C16 Aliphatics	µg/L	5	See TPH	See TPH	<20	<10	<10	<10	<10	-	-	-	-	<10	<10	<10	<10	<10	<10	-	-	-
	>C12-C16 Aliphatics (Filtered)	µg/L	5	See TPH	See TPH	-	-	-	-	-	-	-	-	<5	-	-	-	-	-	-	-	5	-
	>C16-C21 Aliphatics	µg/L	5	See TPH	See TPH	<20	<10	<10	<10	<10	-	-	-	-	<10	<10	<10	<10	<10	<10	-	-	-
	>C16-C21 Aliphatics (Filtered)	µg/L	5	See TPH	See TPH	-	-	-	-	-	-	-	-	<5	-	-	-	-	-	-	-	17	-
	>C21-C35 Aliphatics	µg/L	5	See TPH	See TPH	165	<10	<10	<10	<10	-	-	-	-	<10	<10	<10	<10	<10	<10	-	-	-
	>C21-C35 Aliphatics (Filtered)	µg/L	5	See TPH	See TPH	-	-	-	-	-	-	-	-	<5	-	-	-	-	-	-	-	5	-
	>C16-C35 Aliphatics	µg/L	10			165	<10	<10	<10	<10	-	-	-	-	<10	<10	<10	<10	<10	<10	-	-	-
	Total >C5-C35 Aliphatics	µg/L	5	See TPH	See TPH	-	-	-	-	-	-	-	-	-	-	-	-	-	-	-	-	-	-
	Total >C5-C35 Aliphatics (Filtered)	µg/L	5	See TPH	See TPH	-	-	-	-	-	-	-	-	<5	-	-	-	-	-	-	-	27	-
	Total Aliphatics >C12-C35	µg/L	10			165	<10	<10	<10	<10	-	-	-	-	<10	<10	<10	<10	<10	<10	-	-	-
	>EC5-EC7 Aromatics	µg/L	1	See TPH	See TPH	-	-	-	-	-	-	-	-	-	-	-	-	-	-	-	-	-	-
	>EC5-EC7 Aromatics (Filtered)	µg/L	1	See TPH	See TPH	-	-	-	-	-	-	-	-	<1	-	-	-	-	-	-	-	<1	-
	>EC6-EC7 Aromatics	µg/L	10			<10	<10	<10	<10	<10	-	-	-	-	<10	<10	<10	<10	<10	<10	-	-	-
	>EC7-EC8 Aromatics	µg/L	1	See TPH	See TPH	<10	<10	<10	<10	<10	-	-	-	-	<10	<10	<10	<10	<10	<10	-	-	-
	>EC7-EC8 Aromatics (Filtered)	µg/L	1	See TPH	See TPH	-	-	-	-	-	-	-	-	<1	-	-	-	-	-	-	-	<1	-
	>EC8-EC10 Aromatics	µg/L	5	See TPH	See TPH	<10	<10	<10	<10	<10	-	-	-	-	<10	<10	<10	<10	<10	<10	-	-	-
	>EC8-EC10 Aromatics (Filtered)	µg/L	5	See TPH	See TPH	-	-	-	-	-	-	-	-	<5	-	-	-	-	-	-	-	5	-
	>EC10-EC12 Aromatics	µg/L	5	See TPH	See TPH	<10	<10	<10	<10	<10	-	-	-	-	<10	<10	<10	<10	<10	<10	-	-	-
	>EC10-EC12 Aromatics (Filtered)	µg/L	5	See TPH	See TPH	-	-	-	-	-	-	-	-	<5	-	-	-	-	-	-	-	<5	-
	>EC12-EC16 Aromatics	µg/L	5	See TPH	See TPH	<20	<10	<10	<10	<10	-	-	-	-	<10	<10	<10	<10	<10	<10	-	-	-
	>EC12-EC16 Aromatics (Filtered)	µg/L	5	See TPH	See TPH	-	-	-	-	-	-	-	-	<5	-	-	-	-	-	-	-	15	-
	>EC16-EC21 Aromatics	µg/L	5	See TPH	See TPH	<20	<10	<10	<10	<10	-	-	-	-	<10	<10	<10	<10	<10	<10	-	-	-
	>EC16-EC21 Aromatics (Filtered)	µg/L	5	See TPH	See TPH	-	-	-	-	-	-	-	-	<5	-	-	-	-	-	-	-	41	-
	>EC21-EC35 Aromatics	µg/L	10	See TPH	See TPH	<20	10	<10	<10	<10	-	-	-	-	<10	<10	<10	<10	<10	<10	-	-	-
	>EC21-EC35 Aromatics (Filtered)	µg/L	10	See TPH	See TPH	-	-	-	-	-	-	-	-	<10	-	-	-	-	-	-	-	15	-
	Total Aromatics >EC12-EC35	µg/L	10			<20	10	<10	<10	<10	-	-	-	-	<10	<10	<10	<10	<10	<10	-	-	-
	Total >EC5-EC35 Aromatics	µg/L	10	See TPH	See TPH	-	-	-	-	-	-	-	-	-	-	-	-	-	-	-	-	-	-
	Total >EC5-EC35 Aromatics (Filtered)	µg/L	10	See TPH	See TPH	-	-	-	-	-	-	-	-	<10	-	-	-	-	-	-	-	76	-
	TPH >C5-C35 Aliphatics/Aromatics	µg/L	10	I10[#20]	I50[#21]	165	10	<10	<10	<10	-	-	-	-	<10	<10	<10	<10	<10	<10	-	-	-
	TPH >C5-C35 Aliphatics/Aromatics (Filtered)	µg/L	10	I10[#20]	I50[#21]	-	-	-	-	-	-	-	-	<10	-	-	-	-	-	-	-	103	-
TPH	>C5-C6	µg/L	10			-	-	-	-	-	<10	-	-	-	-	-	-	-	-	-	<10	-	-	-
	>C6-C7	µg/L	10			-	-	-	-	-	<10	-	-	-	-	-	-	-	-	-	<10	-	-	-
	>C7-C8	µg/L	10			-	-	-	-	-	<10	-	-	-	-	-	-	-	-	-	<10	-	-	-
	>C6-C8	µg/L	10			-	-	-	-	-	-	-	<10	-	-	-	-	-	-	-	-	-	-	-
	>C6-C8 (Filtered)	µg/L	10			-	-	-	-	-	-	-	<10	-	-	-	-	-	-	-	-	-	-	-
	>C8-C10	µg/L	5			-	-	-	-	-	<10	-	<5	-	-	-	-	-	-	-	<10	-	-	-
	>C8-C10 (Filtered)	µg/L	5			-	-	-	-	-	-	-	<5	-	-	-	-	-	-	-	-	-	-	-
	>C10-C12	µg/L	5			-	-	-	-	-	<10	-	<5	-	-	-	-	-	-	-	<10	-	-	-
	>C10-C12 (Filtered)	µg/L	5			-	-	-	-	-	-	-	<5	-	-	-	-	-	-	-	-	-	-	-
	>C12-C16	µg/L	10			-	-	-	-	-	<200	-	<10	-	-	-	-	-	-	-	<100	-	-	-
	>C12-C16 (Filtered)	µg/L	10			-	-	-	-	-	-	-	<10	-	-	-	-	-	-	-	-	-	-	-
	>C16-C21	µg/L	20			-	-	-	-	-	<200	-	<20	-	-	-	-	-	-	-	<100	-	-	-
	>C16-C21 (Filtered)	µg/L	20			-	-	-	-	-	-	-	<20	-	-	-	-	-	-	-	-	-	-	-
	>C21-C28	µg/L	100			-	-	-	-	-	<200	-	-	-	-	-	-	-	-	-	<100	-	-	-
	>C28-C35	µg/L	100			-	-	-	-	-	<200	-	-	-	-	-	-	-	-	-	<100	-	-	-
	>C21-C40	µg/L	20			-	-	-	-	-	-	-	<20	-	-	-	-	-	-	-	-	-	-	-
	>C21-C40 (Filtered)	µg/L	20			-	-	-	-	-	-	-	<20	-	-	-	-	-	-	-	-	-	-	-
	>C35-C40	µg/L	100			-	-	-	-	-	<200	-	-	-	-	-	-	-	-	-	<100	-	-	-
	EPH >C10-40	µg/L	100			-	-	-	-	-	237	-	-	-	-	-	-	-	-	-	101	-	-	-
	Total EPH C6-40	µg/L	100			-	-	-	-	-	237	-	-	-	-	-	-	-	-	-	101	-	-	-
	GRO >C5-12	µg/L	50			<50	<50	<50	<50	<50	<50	-	-	-	<50	<50	<50	<50	<50	<50	<50	-	-	-

						Investigation Phase	GI	LTM	LTM	LTM	LTM	LTM	LTM	GI	GI	GI	LTM	LTM	LTM	LTM	LTM	LTM	LTM	GI	GI
						Location_Code	BH11007	BH11007	BH11007	BH11007	BH11007	BH11007	BH11007	BH12003	BH12003	BH12003	BH12003	BH12003	BH12003	BH12003	BH12003	BH12003	BH12003	BH12005	BH12005
						Sampled_Date	10/03/2020	19/03/2020	24/04/2020	19/05/2020	30/06/2020	16/09/2020	04/11/2020	03/10/2019	14/01/2020	20/02/2020	08/04/2020	16/04/2020	22/05/2020	26/06/2020	10/09/2020	26/11/2020	24/10/2019	06/11/2019
						Sample_Depth	13.5	13.5	13	13	8.73	8.37	8.41	9.65	9.5	21	21	21	21	21	16.67	9.99	12.31	12.33
Chem_Group	**ChemName**	**output unit**	**EQL**	**UK Drinking Water Standards**	**UK Freshwater EQS**																				
	Total Petroleum Hydrocarbons	µg/L	10	10[#20]	50[#21]	-	-	-	-	-	-	-	<20	-	-	-	-	-	-	-	-	-	-
	Total Petroleum Hydrocarbons (Filtered)	µg/L	10	10[#20]	50[#21]	-	-	-	-	-	-	-	<20	-	-	-	-	-	-	-	-	-	-
BTEX and MTBE	Benzene	µg/L	1	1[#1]	10[#2]	<7	<7	<7	<7	<7	<7	-	-	-	<7	<7	<7	<7	<7	<7	-	-	-
	Benzene (Filtered)	µg/L	1	1[#1]	10[#2]	-	-	-	-	-	-	-	-	<1	-	-	-	-	-	-	-	<1	-
	Toluene	µg/L	1	700[#22]	74[#2]	<4	<4	<4	<4	<4	<4	-	-	-	<4	<4	<4	<4	<4	<4	-	-	-
	Toluene (Filtered)	µg/L	1	700[#22]	74[#2]	-	-	-	-	-	-	-	-	<1	-	-	-	-	-	-	-	<1	-
	Ethylbenzene	µg/L	1	300[#22]	20[#23]	<5	<5	<5	<5	<5	<5	-	-	-	<5	<5	<5	<5	<5	<5	-	-	-
	Ethylbenzene (Filtered)	µg/L	1	300[#22]	20[#23]	-	-	-	-	-	-	-	-	<1	-	-	-	-	-	-	-	<1	-
	Xylene (m & p)	µg/L	1	250[#24]	15[#25]	<8	<8	<8	<8	<8	<8	-	-	-	<8	<8	<8	<8	<8	<8	-	-	-
	Xylene (m & p) (Filtered)	µg/L	1	250[#24]	15[#25]	-	-	-	-	-	-	-	-	<1	-	-	-	-	-	-	-	<1	-
	Xylene (o)	µg/L	1	250[#24]	15[#25]	<3	<3	<3	<3	<3	<3	-	-	-	<3	<3	<3	<3	<3	<3	-	-	-
	Xylene (o) (Filtered)	µg/L	1	250[#24]	15[#25]	-	-	-	-	-	-	-	-	<1	-	-	-	-	-	-	-	<1	-
	Xylene Total	µg/L	2	500[#22]	30[#3]	<11	<11	<11	<11	<11	<11	-	-	-	<11	<11	<11	<11	<11	<11	-	-	-
	MTBE	µg/L	1	15[#26]	15[#27]	<3	<3	<3	<3	<3	<3	-	-	-	<3	<3	<3	<3	<3	<3	-	-	-
	MTBE (Filtered)	µg/L	1	15[#26]	15[#27]	-	-	-	-	-	-	-	-	<1	-	-	-	-	-	-	-	<1	-
	Total BTEX	µg/L	28			<28	<28	<28	<28	<28	<28	-	-	-	<28	<28	<28	<28	<28	<28	-	-	-
VOC	Styrene	µg/L	1		50[#3]	-	-	-	-	-	-	-	-	-	-	-	-	-	-	-	-	-	-
	Styrene (Filtered)	µg/L	1		50[#3]	-	-	-	-	-	-	-	-	-	-	-	-	-	-	-	-	-	-
	cis-1,3-dichloropropene	µg/L	1			-	-	-	-	-	-	-	-	-	-	-	-	-	-	-	-	-	-
	cis-1,3-dichloropropene (Filtered)	µg/L	1			-	-	-	-	-	-	-	-	-	-	-	-	-	-	-	-	-	-
	trans-1,3-dichloropropene	µg/L	1			-	-	-	-	-	-	-	-	-	-	-	-	-	-	-	-	-	-
	trans-1,3-dichloropropene (Filtered)	µg/L	1			-	-	-	-	-	-	-	-	-	-	-	-	-	-	-	-	-	-
	1,1,1,2-tetrachloroethane	µg/L	1		70[#28]	-	-	-	-	-	-	-	-	-	-	-	-	-	-	-	-	-	-
	1,1,1,2-tetrachloroethane (Filtered)	µg/L	1		70[#28]	-	-	-	-	-	-	-	-	-	-	-	-	-	-	-	-	-	-
	1,1,1-trichloroethane	µg/L	1	2000[#29]	100[#3]	-	-	-	-	-	-	-	-	-	-	-	-	-	-	-	-	-	-
	1,1,1-trichloroethane (Filtered)	µg/L	1	2000[#29]	100[#3]	-	-	-	-	-	-	-	-	-	-	-	-	-	-	-	-	-	-
	1,1,2,2-tetrachloroethane	µg/L	1		70[#28]	-	-	-	-	-	-	-	-	-	-	-	-	-	-	-	-	-	-
	1,1,2,2-tetrachloroethane (Filtered)	µg/L	1		70[#28]	-	-	-	-	-	-	-	-	-	-	-	-	-	-	-	-	-	-
	1,1,2-trichloroethane	µg/L	1		400[#3]	-	-	-	-	-	-	-	-	-	-	-	-	-	-	-	-	-	-
	1,1,2-trichloroethane (Filtered)	µg/L	1		400[#3]	-	-	-	-	-	-	-	-	-	-	-	-	-	-	-	-	-	-
	1,1-dichloroethane	µg/L	1	2.8[#30]		-	-	-	-	-	-	-	-	-	-	-	-	-	-	-	-	-	-
	1,1-dichloroethane (Filtered)	µg/L	1	2.8[#30]		-	-	-	-	-	-	-	-	-	-	-	-	-	-	-	-	-	-
	1,1-dichloroethene	µg/L	1	140[#31]		-	-	-	-	-	-	-	-	-	-	-	-	-	-	-	-	-	-
	1,1-dichloroethene (Filtered)	µg/L	1	140[#31]		-	-	-	-	-	-	-	-	-	-	-	-	-	-	-	-	-	-
	1,1-dichloropropene	µg/L	1			-	-	-	-	-	-	-	-	-	-	-	-	-	-	-	-	-	-
	1,1-dichloropropene (Filtered)	µg/L	1			-	-	-	-	-	-	-	-	-	-	-	-	-	-	-	-	-	-
	1,2,3-trichloropropane	µg/L	1			-	-	-	-	-	-	-	-	-	-	-	-	-	-	-	-	-	-
	1,2,3-trichloropropane (Filtered)	µg/L	1			-	-	-	-	-	-	-	-	-	-	-	-	-	-	-	-	-	-
	1,2,4-trimethylbenzene	µg/L	1			-	-	-	-	-	-	-	-	-	-	-	-	-	-	-	-	-	-
	1,2,4-trimethylbenzene (Filtered)	µg/L	1			-	-	-	-	-	-	-	-	-	-	-	-	-	-	-	-	-	-
	1,2-dibromo-3-chloropropane	µg/L	1			-	-	-	-	-	-	-	-	-	-	-	-	-	-	-	-	-	-
	1,2-dibromo-3-chloropropane (Filtered)	µg/L	2			-	-	-	-	-	-	-	-	-	-	-	-	-	-	-	-	-	-
	1,2-dibromoethane	µg/L	1			-	-	-	-	-	-	-	-	-	-	-	-	-	-	-	-	-	-
	1,2-dibromoethane (Filtered)	µg/L	1			-	-	-	-	-	-	-	-	-	-	-	-	-	-	-	-	-	-
	1,2-dichloroethane	µg/L	1	3[#1]	10[#2]	-	-	-	-	-	-	-	-	-	-	-	-	-	-	-	-	-	-
	1,2-dichloroethane (Filtered)	µg/L	2	3[#1]	10[#2]	-	-	-	-	-	-	-	-	-	-	-	-	-	-	-	-	-	-
	1,2-dichloropropane	µg/L	1			-	-	-	-	-	-	-	-	-	-	-	-	-	-	-	-	-	-
	1,2-dichloropropane (Filtered)	µg/L	1			-	-	-	-	-	-	-	-	-	-	-	-	-	-	-	-	-	-
	1,3,5-trimethylbenzene	µg/L	1			-	-	-	-	-	-	-	-	-	-	-	-	-	-	-	-	-	-
	1,3,5-trimethylbenzene (Filtered)	µg/L	1			-	-	-	-	-	-	-	-	-	-	-	-	-	-	-	-	-	-
	1,3-dichloropropane	µg/L	1			-	-	-	-	-	-	-	-	-	-	-	-	-	-	-	-	-	-
	1,3-dichloropropane (Filtered)	µg/L	1			-	-	-	-	-	-	-	-	-	-	-	-	-	-	-	-	-	-
	2,2-dichloropropane	µg/L	1			-	-	-	-	-	-	-	-	-	-	-	-	-	-	-	-	-	-
	2,2-dichloropropane (Filtered)	µg/L	1			-	-	-	-	-	-	-	-	-	-	-	-	-	-	-	-	-	-
	2-chlorotoluene	µg/L	1			-	-	-	-	-	-	-	-	-	-	-	-	-	-	-	-	-	-
	2-chlorotoluene (Filtered)	µg/L	1			-	-	-	-	-	-	-	-	-	-	-	-	-	-	-	-	-	-
	4-chlorotoluene	µg/L	1			-	-	-	-	-	-	-	-	-	-	-	-	-	-	-	-	-	-
	4-chlorotoluene (Filtered)	µg/L	1			-	-	-	-	-	-	-	-	-	-	-	-	-	-	-	-	-	-
	Bromobenzene	µg/L	1			-	-	-	-	-	-	-	-	-	-	-	-	-	-	-	-	-	-
	Bromobenzene (Filtered)	µg/L	1			-	-	-	-	-	-	-	-	-	-	-	-	-	-	-	-	-	-
	Bromochloromethane	µg/L	1			-	-	-	-	-	-	-	-	-	-	-	-	-	-	-	-	-	-
	Bromochloromethane (Filtered)	µg/L	5			-	-	-	-	-	-	-	-	-	-	-	-	-	-	-	-	-	-
	Bromodichloromethane	µg/L	1	25[#32]		-	-	-	-	-	-	-	-	-	-	-	-	-	-	-	-	-	-
	Bromodichloromethane (Filtered)	µg/L	10	25[#32]		-	-	-	-	-	-	-	-	-	-	-	-	-	-	-	-	-	-
	Bromoform	µg/L	1	25[#32]		-	-	-	-	-	-	-	-	-	-	-	-	-	-	-	-	-	-
	Bromoform (Filtered)	µg/L	1	25[#32]		-	-	-	-	-	-	-	-	-	-	-	-	-	-	-	-	-	-
	Bromomethane	µg/L	1			-	-	-	-	-	-	-	-	-	-	-	-	-	-	-	-	-	-
	Bromomethane (Filtered)	µg/L	1			-	-	-	-	-	-	-	-	-	-	-	-	-	-	-	-	-	-
	Carbon disulfide	µg/L	1			-	-	-	-	-	-	-	-	-	-	-	-	-	-	-	-	-	-
	Carbon disulfide (Filtered)	µg/L	1			-	-	-	-	-	-	-	-	-	-	-	-	-	-	-	-	-	-
	Carbon tetrachloride	µg/L	1	3[#1]	12[#2]	-	-	-	-	-	-	-	-	-	-	-	-	-	-	-	-	-	-
	Carbon tetrachloride (Filtered)	µg/L	1	3[#1]	12[#2]	-	-	-	-	-	-	-	-	-	-	-	-	-	-	-	-	-	-
	Chlorodibromomethane	µg/L	1	25[#32]		-	-	-	-	-	-	-	-	-	-	-	-	-	-	-	-	-	-
	Chlorodibromomethane (Filtered)	µg/L	3	25[#32]		-	-	-	-	-	-	-	-	-	-	-	-	-	-	-	-	-	-
	Chloroethane	µg/L	1			-	-	-	-	-	-	-	-	-	-	-	-	-	-	-	-	-	-
	Chloroethane (Filtered)	µg/L	1			-	-	-	-	-	-	-	-	-	-	-	-	-	-	-	-	-	-
	Chloroform	µg/L	1	25[#32]	2.5[#2]	-	-	-	-	-	-	-	-	-	-	-	-	-	-	-	-	-	-
	Chloroform (Filtered)	µg/L	1	25[#32]	2.5[#2]	-	-	-	-	-	-	-	-	-	-	-	-	-	-	-	-	-	-
	Chloromethane	µg/L	1			-	-	-	-	-	-	-	-	-	-	-	-	-	-	-	-	-	-
	Chloromethane (Filtered)	µg/L	10			-	-	-	-	-	-	-	-	-	-	-	-	-	-	-	-	-	-
	cis-1,2-dichloroethene	µg/L	1	25[#33]		-	-	-	-	-	-	-	-	-	-	-	-	-	-	-	-	-	-

					Investigation Phase	GI	LTM	LTM	LTM	LTM	LTM	LTM	GI	GI	GI	LTM	LTM	LTM	LTM	LTM	LTM	GI	GI
					Location_Code	BH11007	BH11007	BH11007	BH11007	BH11007	BH11007	BH11007	BH12003	BH12003	BH12003	BH12003	BH12003	BH12003	BH12003	BH12003	BH12003	BH12003	BH12005	BH12005
					Sampled_Date	10/03/2020	19/03/2020	24/04/2020	19/05/2020	30/06/2020	16/09/2020	04/11/2020	03/10/2019	14/01/2020	20/02/2020	08/04/2020	16/04/2020	22/05/2020	26/06/2020	10/09/2020	26/11/2020	24/10/2019	06/11/2019
					Sample_Depth	13.5	13.5	13	13	8.73	8.37	8.41	9.65	9.5	21	21	21	21	21	16.67	9.99	12.31	12.33
Chem_Group	**ChemName**	**output unit**	**EQL**	**UK Drinking Water Standards**	**UK Freshwater EQS**																		
	cis-1,2-dichloroethene (Filtered)	µg/L	1	25[#33]		-	-	-	-	-	-	-	-	-	-	-	-	-	-	-	-	-	-
	Dibromomethane	µg/L	1			-	-	-	-	-	-	-	-	-	-	-	-	-	-	-	-	-	-
	Dibromomethane (Filtered)	µg/L	1			-	-	-	-	-	-	-	-	-	-	-	-	-	-	-	-	-	-
	Dichlorodifluoromethane	µg/L	1			-	-	-	-	-	-	-	-	-	-	-	-	-	-	-	-	-	-
	Dichlorodifluoromethane (Filtered)	µg/L	1			-	-	-	-	-	-	-	-	-	-	-	-	-	-	-	-	-	-
	Dichloromethane	µg/L	3		20[#2]	-	-	-	-	-	-	-	-	-	-	-	-	-	-	-	-	-	-
	Dichloromethane (Filtered)	µg/L	5		20[#2]	-	-	-	-	-	-	-	-	-	-	-	-	-	-	-	-	-	-
	Isopropylbenzene	µg/L	1			-	-	-	-	-	-	-	-	-	-	-	-	-	-	-	-	-	-
	Isopropylbenzene (Filtered)	µg/L	1			-	-	-	-	-	-	-	-	-	-	-	-	-	-	-	-	-	-
	n-butylbenzene	µg/L	1			-	-	-	-	-	-	-	-	-	-	-	-	-	-	-	-	-	-
	n-butylbenzene (Filtered)	µg/L	1			-	-	-	-	-	-	-	-	-	-	-	-	-	-	-	-	-	-
	n-propylbenzene	µg/L	1			-	-	-	-	-	-	-	-	-	-	-	-	-	-	-	-	-	-
	n-propylbenzene (Filtered)	µg/L	1			-	-	-	-	-	-	-	-	-	-	-	-	-	-	-	-	-	-
	p-isopropyltoluene	µg/L	1			-	-	-	-	-	-	-	-	-	-	-	-	-	-	-	-	-	-
	p-isopropyltoluene (Filtered)	µg/L	1			-	-	-	-	-	-	-	-	-	-	-	-	-	-	-	-	-	-
	sec-butylbenzene	µg/L	1			-	-	-	-	-	-	-	-	-	-	-	-	-	-	-	-	-	-
	sec-butylbenzene (Filtered)	µg/L	1			-	-	-	-	-	-	-	-	-	-	-	-	-	-	-	-	-	-
	Trichloroethene	µg/L	1	5[#34]	10[#2]	-	-	-	-	-	-	-	-	-	-	-	-	-	-	-	-	-	-
	Trichloroethene (Filtered)	µg/L	1	5[#34]	10[#2]	-	-	-	-	-	-	-	-	-	-	-	-	-	-	-	-	-	-
	tert-butylbenzene	µg/L	1			-	-	-	-	-	-	-	-	-	-	-	-	-	-	-	-	-	-
	tert-butylbenzene (Filtered)	µg/L	2			-	-	-	-	-	-	-	-	-	-	-	-	-	-	-	-	-	-
	Tetrachloroethene	µg/L	1	5[#34]	10[#2]	-	-	-	-	-	-	-	-	-	-	-	-	-	-	-	-	-	-
	Tetrachloroethene (Filtered)	µg/L	1	5[#34]	10[#2]	-	-	-	-	-	-	-	-	-	-	-	-	-	-	-	-	-	-
	trans-1,2-dichloroethene	µg/L	1	25[#33]		-	-	-	-	-	-	-	-	-	-	-	-	-	-	-	-	-	-
	trans-1,2-dichloroethene (Filtered)	µg/L	1	25[#33]		-	-	-	-	-	-	-	-	-	-	-	-	-	-	-	-	-	-
	Trichlorofluoromethane	µg/L	1			-	-	-	-	-	-	-	-	-	-	-	-	-	-	-	-	-	-
	Trichlorofluoromethane (Filtered)	µg/L	1			-	-	-	-	-	-	-	-	-	-	-	-	-	-	-	-	-	-
	Vinyl chloride	µg/L	1	0.5[#1]		-	-	-	-	-	-	-	-	-	-	-	-	-	-	-	-	-	-
	Vinyl chloride (Filtered)	µg/L	1	0.5[#1]		-	-	-	-	-	-	-	-	-	-	-	-	-	-	-	-	-	-
	tert-Amyl methyl ether	µg/L	1			-	-	-	-	-	-	-	-	-	-	-	-	-	-	-	-	-	-
VOC/SVOC	1,2,3-trichlorobenzene	µg/L	0.01		0.13[#35]	-	-	-	-	-	-	-	-	-	-	-	-	-	-	-	-	-	-
	1,2,3-trichlorobenzene (Filtered)	µg/L	0.01		0.13[#35]	-	-	-	-	-	-	-	-	-	-	-	-	-	-	-	-	-	-
	1,2,4-trichlorobenzene	µg/L	0.01		0.13[#35]	-	-	-	-	-	-	-	-	-	-	-	-	-	-	<1	-	-	-
	1,2,4-trichlorobenzene (Filtered)	µg/L	0.01		0.13[#35]	-	-	-	-	-	-	-	-	-	-	-	-	-	-	-	-	-	-
	1,2-dichlorobenzene	µg/L	1		6.7[#36]	-	-	-	-	-	-	-	-	-	-	-	-	-	-	<1	-	-	-
	1,2-dichlorobenzene (Filtered)	µg/L	1		6.7[#36]	-	-	-	-	-	-	-	-	-	-	-	-	-	-	-	-	-	-
	1,3,5-Trichlorobenzene	µg/L	0.01		0.13[#35]	-	-	-	-	-	-	-	-	-	-	-	-	-	-	-	-	-	-
	1,3,5-Trichlorobenzene (Filtered)	µg/L	0.01		0.13[#35]	-	-	-	-	-	-	-	-	-	-	-	-	-	-	-	-	-	-
	1,3-dichlorobenzene	µg/L	1		6.7[#36]	-	-	-	-	-	-	-	-	-	-	-	-	-	-	<1	-	-	-
	1,3-dichlorobenzene (Filtered)	µg/L	1		6.7[#36]	-	-	-	-	-	-	-	-	-	-	-	-	-	-	-	-	-	-
	1,4-dichlorobenzene	µg/L	1		6.7[#36]	-	-	-	-	-	-	-	-	-	-	-	-	-	-	<1	-	-	-
	1,4-dichlorobenzene (Filtered)	µg/L	1		6.7[#36]	-	-	-	-	-	-	-	-	-	-	-	-	-	-	-	-	-	-
	Chlorobenzene	µg/L	1	100[#37]		-	-	-	-	-	-	-	-	-	-	-	-	-	-	-	-	-	-
	Chlorobenzene (Filtered)	µg/L	1	100[#37]		-	-	-	-	-	-	-	-	-	-	-	-	-	-	-	-	-	-
	Hexachlorobutadiene	µg/L	0.01		0.6(MAC)[#10]	-	-	-	-	-	-	-	-	-	-	-	-	-	-	<1	-	-	-
	Hexachlorobutadiene (Filtered)	µg/L	0.01		0.6(MAC)[#10]	-	-	-	-	-	-	-	-	-	-	-	-	-	-	-	-	-	-
SVOC	4-bromophenyl phenyl ether	µg/L	1			-	-	-	-	-	-	-	-	-	-	-	-	-	-	<1	-	-	-
	4-bromophenyl phenyl ether (Filtered)	µg/L	1			-	-	-	-	-	-	-	-	-	-	-	-	-	-	-	-	-	-
	4-nitroaniline	µg/L	1			-	-	-	-	-	-	-	-	-	-	-	-	-	-	<1	-	-	-
	4-nitrophenol	µg/L	1			-	-	-	-	-	-	-	-	-	-	-	-	-	-	<1	-	-	-
	4-nitrophenol (Filtered)	µg/L	1			-	-	-	-	-	-	-	-	-	-	-	-	-	-	-	-	-	-
	Perylene (Filtered)	µg/L	1			-	-	-	-	-	-	-	-	-	-	-	-	-	-	-	-	-	-
	2,4,5-trichlorophenol	µg/L	1			-	-	-	-	-	-	-	-	-	-	-	-	-	-	<1	-	-	-
	2,4,5-trichlorophenol (Filtered)	µg/L	1			-	-	-	-	-	-	-	-	-	-	-	-	-	-	-	-	-	-
	2,4,6-trichlorophenol	µg/L	1			-	-	-	-	-	-	-	-	-	-	-	-	-	-	<1	-	-	-
	2,4,6-trichlorophenol (Filtered)	µg/L	1			-	-	-	-	-	-	-	-	-	-	-	-	-	-	-	-	-	-
	2,4-dichlorophenol	µg/L	1		4.2[#2]	-	-	-	-	-	-	-	-	-	-	-	-	-	-	<1	-	-	-
	2,4-dichlorophenol (Filtered)	µg/L	1		4.2[#2]	-	-	-	-	-	-	-	-	-	-	-	-	-	-	-	-	-	-
	2,4-dimethylphenol	µg/L	1			-	-	-	-	-	-	-	-	-	-	-	-	-	-	<1	-	-	-
	2,4-dimethylphenol (Filtered)	µg/L	1			-	-	-	-	-	-	-	-	-	-	-	-	-	-	-	-	-	-
	2,4-dinitrotoluene	µg/L	1			-	-	-	-	-	-	-	-	-	-	-	-	-	-	<1	-	-	-
	2,4-dinitrotoluene (Filtered)	µg/L	1			-	-	-	-	-	-	-	-	-	-	-	-	-	-	-	-	-	-
	2,6-dinitrotoluene	µg/L	1			-	-	-	-	-	-	-	-	-	-	-	-	-	-	<1	-	-	-
	2,6-dinitrotoluene (Filtered)	µg/L	1			-	-	-	-	-	-	-	-	-	-	-	-	-	-	-	-	-	-
	2-chloronaphthalene	µg/L	1			-	-	-	-	-	-	-	-	-	-	-	-	-	-	<1	-	-	-
	2-chloronaphthalene (Filtered)	µg/L	1			-	-	-	-	-	-	-	-	-	-	-	-	-	-	-	-	-	-
	2-chlorophenol	µg/L	1		50[#3]	-	-	-	-	-	-	-	-	-	-	-	-	-	-	<1	-	-	-
	2-chlorophenol (Filtered)	µg/L	1		50[#3]	-	-	-	-	-	-	-	-	-	-	-	-	-	-	-	-	-	-
	2-methylnaphthalene	µg/L	1			-	-	-	-	-	-	-	-	-	-	-	-	-	-	<1	-	-	-
	2-methylnaphthalene (Filtered)	µg/L	1			-	-	-	-	-	-	-	-	-	-	-	-	-	-	-	-	-	-
	2-methylphenol	µg/L	1			-	-	-	-	-	-	-	-	-	-	-	-	-	-	<1	-	-	-
	2-methylphenol (Filtered)	µg/L	1			-	-	-	-	-	-	-	-	-	-	-	-	-	-	-	-	-	-
	2-nitroaniline	µg/L	1			-	-	-	-	-	-	-	-	-	-	-	-	-	-	<1	-	-	-
	2-nitrophenol	µg/L	1			-	-	-	-	-	-	-	-	-	-	-	-	-	-	<1	-	-	-
	2-nitrophenol (Filtered)	µg/L	1			-	-	-	-	-	-	-	-	-	-	-	-	-	-	-	-	-	-
	3-nitroaniline	µg/L	1			-	-	-	-	-	-	-	-	-	-	-	-	-	-	<1	-	-	-
	4,6-Dinitro-2-methylphenol	µg/L				-	-	-	-	-	-	-	-	-	-	-	-	-	-	-	-	-	-
	4-chloro-3-methylphenol	µg/L	1		40[#3]	-	-	-	-	-	-	-	-	-	-	-	-	-	-	<1	-	-	-
	4-chloro-3-methylphenol (Filtered)	µg/L	1		40[#3]	-	-	-	-	-	-	-	-	-	-	-	-	-	-	-	-	-	-
	4-chloroaniline	µg/L	1			-	-	-	-	-	-	-	-	-	-	-	-	-	-	<1	-	-	-
	4-chlorophenyl phenyl ether	µg/L	1			-	-	-	-	-	-	-	-	-	-	-	-	-	-	<1	-	-	-

						Investigation Phase	GI	LTM	LTM	LTM	LTM	LTM	LTM	GI	GI	GI	LTM	LTM	LTM	LTM	LTM	LTM	GI	GI
						Location_Code	BH11007	BH11007	BH11007	BH11007	BH11007	BH11007	BH11007	BH12003	BH12003	BH12003	BH12003	BH12003	BH12003	BH12003	BH12003	BH12003	BH12003	BH12005	BH12005
						Sampled_Date	10/03/2020	19/03/2020	24/04/2020	19/05/2020	30/06/2020	16/09/2020	04/11/2020	03/10/2019	14/01/2020	20/02/2020	08/04/2020	16/04/2020	22/05/2020	26/06/2020	10/09/2020	26/11/2020	24/10/2019	06/11/2019
						Sample_Depth	13.5	13.5	13	13	8.73	8.37	8.41	9.65	9.5	21	21	21	21	21	16.67	9.99	12.31	12.33
Chem_Group	**ChemName**	**output unit**	**EQL**	**UK Drinking Water Standards**	**UK Freshwater EQS**																			
	4-methylphenol	µg/L	1			-	-	-	-	-	-	-	-	-	-	-	-	-	-	<1	-	-	-
	Azobenzene	µg/L	1			-	-	-	-	-	-	-	-	-	-	-	-	-	-	<1	-	-	-
	Bis(2-chloroethoxy) methane	µg/L	1			-	-	-	-	-	-	-	-	-	-	-	-	-	-	<1	-	-	-
	Bis(2-chloroethoxy) methane (Filtered)	µg/L	1			-	-	-	-	-	-	-	-	-	-	-	-	-	-	-	-	-	-
	Bis(2-chloroethyl)ether	µg/L	1			-	-	-	-	-	-	-	-	-	-	-	-	-	-	<1	-	-	-
	Bis(2-chloroethyl)ether (Filtered)	µg/L	1			-	-	-	-	-	-	-	-	-	-	-	-	-	-	-	-	-	-
	Bis(2-chloroisopropyl) ether (Filtered)	µg/L	1			-	-	-	-	-	-	-	-	-	-	-	-	-	-	-	-	-	-
	Bis(2-ethylhexyl) phthalate	µg/L	2		1.3[#2]	-	-	-	-	-	-	-	-	-	-	-	-	-	-	<2	-	-	-
	Bis(2-ethylhexyl) phthalate (Filtered)	µg/L	10		1.3[#2]	-	-	-	-	-	-	-	-	-	-	-	-	-	-	-	-	-	-
	Butyl benzyl phthalate	µg/L	1		7.5[#2]	-	-	-	-	-	-	-	-	-	-	-	-	-	-	<1	-	-	-
	Butyl benzyl phthalate (Filtered)	µg/L	1		7.5[#2]	-	-	-	-	-	-	-	-	-	-	-	-	-	-	-	-	-	-
	Carbazole	µg/L	1			-	-	-	-	-	-	-	-	-	-	-	-	-	-	<1	-	-	-
	Carbazole (Filtered)	µg/L	1			-	-	-	-	-	-	-	-	-	-	-	-	-	-	-	-	-	-
	Dibenzofuran	µg/L	1			-	-	-	-	-	-	-	-	-	-	-	-	-	-	<1	-	-	-
	Dibenzofuran (Filtered)	µg/L	1			-	-	-	-	-	-	-	-	-	-	-	-	-	-	-	-	-	-
	Diethylphthalate	µg/L	1		200[#3]	-	-	-	-	-	-	-	-	-	-	-	-	-	-	<1	-	-	-
	Diethylphthalate (Filtered)	µg/L	1		200[#3]	-	-	-	-	-	-	-	-	-	-	-	-	-	-	-	-	-	-
	Dimethyl phthalate	µg/L	1		800[#3]	-	-	-	-	-	-	-	-	-	-	-	-	-	-	<1	-	-	-
	Dimethyl phthalate (Filtered)	µg/L	1		800[#3]	-	-	-	-	-	-	-	-	-	-	-	-	-	-	-	-	-	-
	Di-n-butyl phthalate	µg/L	1		8[#3]	-	-	-	-	-	-	-	-	-	-	-	-	-	-	<1	-	-	-
	Di-n-butyl phthalate (Filtered)	µg/L	1		8[#3]	-	-	-	-	-	-	-	-	-	-	-	-	-	-	-	-	-	-
	Di-n-octyl phthalate	µg/L	5		20[#3]	-	-	-	-	-	-	-	-	-	-	-	-	-	-	<5	-	-	-
	Di-n-octyl phthalate (Filtered)	µg/L	10		20[#3]	-	-	-	-	-	-	-	-	-	-	-	-	-	-	-	-	-	-
	Hexachlorobenzene	µg/L	0.01		0.05(MAC)[#10]	-	-	-	-	-	-	-	-	-	-	-	-	-	-	<1	-	-	-
	Hexachlorobenzene (Filtered)	µg/L	0.01		0.05(MAC)[#10]	-	-	-	-	-	-	-	-	-	-	-	-	-	-	-	-	-	-
	Hexachlorocyclopentadiene	µg/L	1			-	-	-	-	-	-	-	-	-	-	-	-	-	-	<1	-	-	-
	Hexachlorocyclopentadiene (Filtered)	µg/L	1			-	-	-	-	-	-	-	-	-	-	-	-	-	-	-	-	-	-
	Hexachloroethane	µg/L	1			-	-	-	-	-	-	-	-	-	-	-	-	-	-	<1	-	-	-
	Hexachloroethane (Filtered)	µg/L	1			-	-	-	-	-	-	-	-	-	-	-	-	-	-	-	-	-	-
	Isophorone	µg/L	1			-	-	-	-	-	-	-	-	-	-	-	-	-	-	<1	-	-	-
	Isophorone (Filtered)	µg/L	1			-	-	-	-	-	-	-	-	-	-	-	-	-	-	-	-	-	-
	Nitrobenzene	µg/L	1			-	-	-	-	-	-	-	-	-	-	-	-	-	-	<1	-	-	-
	Nitrobenzene (Filtered)	µg/L	1			-	-	-	-	-	-	-	-	-	-	-	-	-	-	-	-	-	-
	N-nitrosodi-n-propylamine	µg/L	1			-	-	-	-	-	-	-	-	-	-	-	-	-	-	<1	-	-	-
	N-nitrosodi-n-propylamine (Filtered)	µg/L	1			-	-	-	-	-	-	-	-	-	-	-	-	-	-	-	-	-	-
	Pentachlorobenzene	µg/L	0.01		0.007[#2]	-	-	-	-	-	-	-	-	-	-	-	-	-	-	-	-	-	-
	Pentachlorobenzene (Filtered)	µg/L	0.01		0.007[#2]	-	-	-	-	-	-	-	-	-	-	-	-	-	-	-	-	-	-
	Pentachloronitrobenzene	µg/L	0.01			-	-	-	-	-	-	-	-	-	-	-	-	-	-	-	-	-	-
	Pentachloronitrobenzene (Filtered)	µg/L	0.01			-	-	-	-	-	-	-	-	-	-	-	-	-	-	-	-	-	-
	Pentachlorophenol	µg/L	1		0.4[#2]	-	-	-	-	-	-	-	-	-	-	-	-	-	-	<1	-	-	-
	Pentachlorophenol (Filtered)	µg/L	0.02		0.4[#2]	-	-	-	-	-	-	-	-	-	-	-	-	-	-	-	-	-	-
PCB	Heptachlorobiphenyl, 2,3,3,4,4,5,5- (PCB 189)	µg/L	0.015			-	-	-	-	-	-	-	-	-	-	-	-	-	-	-	-	-	-
	Heptachlorobiphenyl, 2,3,3,4,4,5,5- (PCB 189) (Filtered)	µg/L	0.001			-	-	-	-	-	-	-	-	-	-	-	-	-	-	-	-	-	-
	Hexachlorobiphenyl, 2,3,3,4,4,5- (PCB 156)	µg/L	0.015			-	-	-	-	-	-	-	-	-	-	-	-	-	-	-	-	-	-
	Hexachlorobiphenyl, 2,3,3,4,4,5- (PCB 156) (Filtered)	µg/L	0.001			-	-	-	-	-	-	-	-	-	-	-	-	-	-	-	-	-	-
	Hexachlorobiphenyl, 2,3,3,4,4,5- (PCB 157)	µg/L	0.015			-	-	-	-	-	-	-	-	-	-	-	-	-	-	-	-	-	-
	Hexachlorobiphenyl, 2,3,3,4,4,5- (PCB 157) (Filtered)	µg/L	0.001			-	-	-	-	-	-	-	-	-	-	-	-	-	-	-	-	-	-
	Hexachlorobiphenyl, 2,3,4,4,5,5- (PCB 167)	µg/L	0.015			-	-	-	-	-	-	-	-	-	-	-	-	-	-	-	-	-	-
	Hexachlorobiphenyl, 2,3,4,4,5,5- (PCB 167) (Filtered)	µg/L	0.001			-	-	-	-	-	-	-	-	-	-	-	-	-	-	-	-	-	-
	Hexachlorobiphenyl, 3,3,4,4,5,5- (PCB 169)	µg/L	0.015			-	-	-	-	-	-	-	-	-	-	-	-	-	-	-	-	-	-
	Hexachlorobiphenyl, 3,3,4,4,5,5- (PCB 169) (Filtered)	µg/L	0.001			-	-	-	-	-	-	-	-	-	-	-	-	-	-	-	-	-	-
	PCB 101	µg/L	0.015			-	-	-	-	-	-	-	-	-	-	-	-	-	-	-	-	-	-
	PCB 101 (Filtered)	µg/L	0.001			-	-	-	-	-	-	-	-	-	-	-	-	-	-	-	-	-	-
	PCB 118	µg/L	0.015			-	-	-	-	-	-	-	-	-	-	-	-	-	-	-	-	-	-
	PCB 118 (Filtered)	µg/L	0.002			-	-	-	-	-	-	-	-	-	-	-	-	-	-	-	-	-	-
	PCB 138	µg/L	0.015			-	-	-	-	-	-	-	-	-	-	-	-	-	-	-	-	-	-
	PCB 138 (Filtered)	µg/L	0.001			-	-	-	-	-	-	-	-	-	-	-	-	-	-	-	-	-	-
	PCB 153	µg/L	0.015			-	-	-	-	-	-	-	-	-	-	-	-	-	-	-	-	-	-
	PCB 153 (Filtered)	µg/L	0.001			-	-	-	-	-	-	-	-	-	-	-	-	-	-	-	-	-	-
	PCB 180	µg/L	0.015			-	-	-	-	-	-	-	-	-	-	-	-	-	-	-	-	-	-
	PCB 180 (Filtered)	µg/L	0.001			-	-	-	-	-	-	-	-	-	-	-	-	-	-	-	-	-	-
	PCB 28	µg/L	0.015			-	-	-	-	-	-	-	-	-	-	-	-	-	-	-	-	-	-
	PCB 28 (Filtered)	µg/L	0.001			-	-	-	-	-	-	-	-	-	-	-	-	-	-	-	-	-	-
	PCB 52	µg/L	0.015			-	-	-	-	-	-	-	-	-	-	-	-	-	-	-	-	-	-
	PCB 52 (Filtered)	µg/L	0.001			-	-	-	-	-	-	-	-	-	-	-	-	-	-	-	-	-	-
	Pentachlorobiphenyl, 2,3,3,4,4- (PCB 105)	µg/L	0.015			-	-	-	-	-	-	-	-	-	-	-	-	-	-	-	-	-	-
	Pentachlorobiphenyl, 2,3,3,4,4- (PCB 105) (Filtered)	µg/L	0.001			-	-	-	-	-	-	-	-	-	-	-	-	-	-	-	-	-	-
	Pentachlorobiphenyl, 2,3,4,4,5- (PCB 114)	µg/L	0.015			-	-	-	-	-	-	-	-	-	-	-	-	-	-	-	-	-	-
	Pentachlorobiphenyl, 2,3,4,4,5- (PCB 114) (Filtered)	µg/L	0.001			-	-	-	-	-	-	-	-	-	-	-	-	-	-	-	-	-	-
	Pentachlorobiphenyl, 2,3,4,4,5- (PCB 123)	µg/L	0.015			-	-	-	-	-	-	-	-	-	-	-	-	-	-	-	-	-	-
	Pentachlorobiphenyl, 2,3,4,4,5- (PCB 123) (Filtered)	µg/L	0.001			-	-	-	-	-	-	-	-	-	-	-	-	-	-	-	-	-	-
	Pentachlorobiphenyl, 3,3,4,4,5- (PCB 126)	µg/L	0.015			-	-	-	-	-	-	-	-	-	-	-	-	-	-	-	-	-	-
	Pentachlorobiphenyl, 3,3,4,4,5- (PCB 126) (Filtered)	µg/L	0.001			-	-	-	-	-	-	-	-	-	-	-	-	-	-	-	-	-	-
	Tetrachlorobiphenyl, 3,3,4,4- (PCB 77)	µg/L	0.015			-	-	-	-	-	-	-	-	-	-	-	-	-	-	-	-	-	-
	Tetrachlorobiphenyl, 3,3,4,4- (PCB 77) (Filtered)	µg/L	0.001			-	-	-	-	-	-	-	-	-	-	-	-	-	-	-	-	-	-
	Tetrachlorobiphenyl, 3,4,4,5- (PCB 81)	µg/L	0.015			-	-	-	-	-	-	-	-	-	-	-	-	-	-	-	-	-	-
	Tetrachlorobiphenyl, 3,4,4,5- (PCB 81) (Filtered)	µg/L	0.001			-	-	-	-	-	-	-	-	-	-	-	-	-	-	-	-	-	-
	Total PCB 7 Congeners	µg/L	0.105			-	-	-	-	-	-	-	-	-	-	-	-	-	-	-	-	-	-
	Total PCB 7 Congeners and WHO 12 (Filtered)	µg/l	0.001			-	-	-	-	-	-	-	-	-	-	-	-	-	-	-	-	-	-
Phenolics	Xylenols (Filtered)	µg/L	0.5			<0.5	<0.5	<0.5	<0.5	<0.5	0.97	-	-	-	<0.5	<0.5	<0.5	<0.5	<0.5	0.83	1.05	-	-	-
	3-&4-methylphenol (Filtered)	µg/L	1			-	-	-	-	-	-	-	-	-	-	-	-	-	-	-	-	-	-	-

						Investigation Phase	GI	LTM	LTM	LTM	LTM	LTM	LTM	GI	GI	GI	LTM	LTM	LTM	LTM	LTM	LTM	GI	GI
						Location_Code	BH11007	BH11007	BH11007	BH11007	BH11007	BH11007	BH11007	BH12003	BH12003	BH12003	BH12003	BH12003	BH12003	BH12003	BH12003	BH12003	BH12003	BH12005	BH12005
						Sampled_Date	10/03/2020	19/03/2020	24/04/2020	19/05/2020	30/06/2020	16/09/2020	04/11/2020	03/10/2019	14/01/2020	20/02/2020	08/04/2020	16/04/2020	22/05/2020	26/06/2020	10/09/2020	26/11/2020	24/10/2019	06/11/2019
						Sample_Depth	13.5	13.5	13	13	8.73	8.37	8.41	9.65	9.5	21	21	21	21	21	16.67	9.99	12.31	12.33
Chem_Group	**ChemName**	**output unit**	**EQL**	**UK Drinking Water Standards**	**UK Freshwater EQS**																			
	Cresol Total (Filtered)	µg/L	0.5			<0.5	<0.5	<0.5	<0.5	<0.5	<0.5	-	-	-	<0.5	<0.5	<0.5	<0.5	<0.5	<0.5	-	-	-
	Phenol	µg/L	1	5800[#30]	7.7[#2]	-	-	-	-	-	-	-	-	-	-	-	-	-	-	<1	-	-	-
	Phenol (Filtered)	µg/L	0.5	5800[#30]	7.7[#2]	<0.5	<0.5	<0.5	<0.5	<0.5	<0.5	-	-	-	<0.5	<0.5	<0.5	<0.5	<0.5	<0.5	-	-	-
	Total Phenols	µg/L	10			-	-	-	-	-	-	-	<10	-	-	-	-	-	-	-	-	-	-
	Total Phenols (Filtered)	µg/L	10			-	-	-	-	-	-	-	<10	<10	-	-	-	-	-	-	-	<10	-
	Phenols Monohydric (Filtered)	µg/L	0.5			<0.5	<0.5	<0.5	<0.5	<0.5	0.97	-	-	-	<0.5	<0.5	<0.5	<0.5	0.83	1.05	-	-	-
Organotins	Dibutyltin (Filtered)	µg/L	0.05			-	-	-	-	-	-	-	-	-	-	-	-	-	-	-	-	-	-
	Monobutyltin (Filtered)	µg/L	0.05			-	-	-	-	-	-	-	-	-	-	-	-	-	-	-	-	-	-
	Tetrabutyltin (Filtered)	µg/L	0.001			-	-	-	-	-	-	-	-	-	-	-	-	-	-	-	-	-	-
	Tributyltin	µg/L	0.001		0.0002[#2]	-	-	-	-	-	-	-	-	-	-	-	-	-	-	-	-	-	-
	Tributyltin (Filtered)	µg/L	0.05		0.0002[#2]	-	-	-	-	-	-	-	-	-	-	-	-	-	-	-	-	-	-
	Triphenyltin (Filtered)	µg/L	0.05		0.02(MAC)[#38]	-	-	-	-	-	-	-	-	-	-	-	-	-	-	-	-	-	-
Pesticides	1-(3.4-Dichlorophenyl) urea (DCPU)	µg/l				-	-	-	-	-	-	-	-	-	-	-	-	-	-	-	-	-	-
	2-(4-Chlorophenoxy)propionic acid, 4-CPP	µg/l				-	-	-	-	-	-	-	-	-	-	-	-	-	-	-	-	-	-
	2-amino-N-(isopropyl)benzamide	µg/l				-	-	-	-	-	-	-	-	-	-	-	-	-	-	-	-	-	-
	2-Chloro-2.6-diethylacetanilide	µg/l				-	-	-	-	-	-	-	-	-	-	-	-	-	-	-	-	-	-
	Acibenzolar-S-methyl	µg/l				-	-	-	-	-	-	-	-	-	-	-	-	-	-	-	-	-	-
	Aminopyralid	µg/l				-	-	-	-	-	-	-	-	-	-	-	-	-	-	-	-	-	-
	Azoxystrobin	µg/L				-	-	-	-	-	-	-	-	-	-	-	-	-	-	-	-	-	-
	BAM	µg/l				-	-	-	-	-	-	-	-	-	-	-	-	-	-	-	-	-	-
	Benalaxyl	µg/l				-	-	-	-	-	-	-	-	-	-	-	-	-	-	-	-	-	-
	Bentazone methyl	µg/l				-	-	-	-	-	-	-	-	-	-	-	-	-	-	-	-	-	-
	Bifenox	µg/L				-	-	-	-	-	-	-	-	-	-	-	-	-	-	-	-	-	-
	Bitertanol	µg/l				-	-	-	-	-	-	-	-	-	-	-	-	-	-	-	-	-	-
	Boscalid	µg/l				-	-	-	-	-	-	-	-	-	-	-	-	-	-	-	-	-	-
	Cadusafos	µg/l				-	-	-	-	-	-	-	-	-	-	-	-	-	-	-	-	-	-
	Carfentrazone-ethyl	µg/L				-	-	-	-	-	-	-	-	-	-	-	-	-	-	-	-	-	-
	Chloridazon-desphenyl	µg/l				-	-	-	-	-	-	-	-	-	-	-	-	-	-	-	-	-	-
	Chloridazon-methyl desphenyl	µg/l				-	-	-	-	-	-	-	-	-	-	-	-	-	-	-	-	-	-
	Chlorotoluron-desmethyl	µg/l				-	-	-	-	-	-	-	-	-	-	-	-	-	-	-	-	-	-
	Chlorpropham	µg/L			10[#3]	-	-	-	-	-	-	-	-	-	-	-	-	-	-	-	-	-	-
	Clodinafop	µg/l				-	-	-	-	-	-	-	-	-	-	-	-	-	-	-	-	-	-
	Clomeprop	µg/l				-	-	-	-	-	-	-	-	-	-	-	-	-	-	-	-	-	-
	Crimidine	µg/l				-	-	-	-	-	-	-	-	-	-	-	-	-	-	-	-	-	-
	Cybutryne (Irgarol)	µg/l				-	-	-	-	-	-	-	-	-	-	-	-	-	-	-	-	-	-
	Cyprazine	µg/l				-	-	-	-	-	-	-	-	-	-	-	-	-	-	-	-	-	-
	Cyprodinil	µg/L				-	-	-	-	-	-	-	-	-	-	-	-	-	-	-	-	-	-
	Dichlofenthion	µg/l				-	-	-	-	-	-	-	-	-	-	-	-	-	-	-	-	-	-
	Dichlormid	µg/l				-	-	-	-	-	-	-	-	-	-	-	-	-	-	-	-	-	-
	Diethofencarb	µg/l				-	-	-	-	-	-	-	-	-	-	-	-	-	-	-	-	-	-
	Difenacoum	µg/l				-	-	-	-	-	-	-	-	-	-	-	-	-	-	-	-	-	-
	Dimefuron	µg/l				-	-	-	-	-	-	-	-	-	-	-	-	-	-	-	-	-	-
	Dimefuron (Filtered)	µg/l	0.05			-	-	-	-	-	-	-	-	-	-	-	-	-	-	-	-	-	-
	Dimethachlo	µg/l				-	-	-	-	-	-	-	-	-	-	-	-	-	-	-	-	-	-
	Dimethenamid	µg/l				-	-	-	-	-	-	-	-	-	-	-	-	-	-	-	-	-	-
	Dimethomorph	µg/l				-	-	-	-	-	-	-	-	-	-	-	-	-	-	-	-	-	-
	Dinoterb	µg/l				-	-	-	-	-	-	-	-	-	-	-	-	-	-	-	-	-	-
	Diuron desmethyl (DCPMU)	µg/l				-	-	-	-	-	-	-	-	-	-	-	-	-	-	-	-	-	-
	Epoxiconazole	µg/l				-	-	-	-	-	-	-	-	-	-	-	-	-	-	-	-	-	-
	Etrimphos	µg/L	0.01			-	-	-	-	-	-	-	-	-	-	-	-	-	-	-	-	-	-
	Etrimphos (Filtered)	µg/L	0.01			-	-	-	-	-	-	-	-	-	-	-	-	-	-	-	-	-	-
	Fenoxaprop	µg/l				-	-	-	-	-	-	-	-	-	-	-	-	-	-	-	-	-	-
	Fenpropidin	µg/l				-	-	-	-	-	-	-	-	-	-	-	-	-	-	-	-	-	-
	Fenuron	µg/l				-	-	-	-	-	-	-	-	-	-	-	-	-	-	-	-	-	-
	Fipronil	µg/L				-	-	-	-	-	-	-	-	-	-	-	-	-	-	-	-	-	-
	Florasulam	µg/l				-	-	-	-	-	-	-	-	-	-	-	-	-	-	-	-	-	-
	Fluazifop	µg/l				-	-	-	-	-	-	-	-	-	-	-	-	-	-	-	-	-	-
	Fluazifop-P-butyl	µg/L				-	-	-	-	-	-	-	-	-	-	-	-	-	-	-	-	-	-
	Foramsulfuron	µg/l				-	-	-	-	-	-	-	-	-	-	-	-	-	-	-	-	-	-
	Furathiocarb	µg/l				-	-	-	-	-	-	-	-	-	-	-	-	-	-	-	-	-	-
	Haloxyfop	µg/l				-	-	-	-	-	-	-	-	-	-	-	-	-	-	-	-	-	-
	Haloxyfop-p-methyl	µg/l				-	-	-	-	-	-	-	-	-	-	-	-	-	-	-	-	-	-
	Heptachlor epoxide	µg/L	0.01	0.03[#1]		-	-	-	-	-	-	-	-	-	-	-	-	-	-	-	-	-	-
	Heptachlor epoxide (Filtered)	µg/L	0.01	0.03[#1]		-	-	-	-	-	-	-	-	-	-	-	-	-	-	-	-	-	-
	Imazamox	µg/l				-	-	-	-	-	-	-	-	-	-	-	-	-	-	-	-	-	-
	Indoxacarb	µg/L				-	-	-	-	-	-	-	-	-	-	-	-	-	-	-	-	-	-
	Isoproturon-desmethyl	µg/l				-	-	-	-	-	-	-	-	-	-	-	-	-	-	-	-	-	-
	Isoproturon-monodesmethyl	µg/l				-	-	-	-	-	-	-	-	-	-	-	-	-	-	-	-	-	-
	Isopyrazam	µg/l				-	-	-	-	-	-	-	-	-	-	-	-	-	-	-	-	-	-
	Kresoxim-methyl	µg/l				-	-	-	-	-	-	-	-	-	-	-	-	-	-	-	-	-	-
	Malaoxon	µg/l				-	-	-	-	-	-	-	-	-	-	-	-	-	-	-	-	-	-
	Mandipropamid	µg/l				-	-	-	-	-	-	-	-	-	-	-	-	-	-	-	-	-	-
	Mecarbam	µg/l				-	-	-	-	-	-	-	-	-	-	-	-	-	-	-	-	-	-
	Mesotrione	µg/l				-	-	-	-	-	-	-	-	-	-	-	-	-	-	-	-	-	-
	Metconazole	µg/l				-	-	-	-	-	-	-	-	-	-	-	-	-	-	-	-	-	-
	Metribuzin-desamino	µg/l				-	-	-	-	-	-	-	-	-	-	-	-	-	-	-	-	-	-
	Naptalam	µg/l				-	-	-	-	-	-	-	-	-	-	-	-	-	-	-	-	-	-
	Nicosulfuron	µg/l				-	-	-	-	-	-	-	-	-	-	-	-	-	-	-	-	-	-
	Nuarimol	µg/l				-	-	-	-	-	-	-	-	-	-	-	-	-	-	-	-	-	-
	Oxadixyl	µg/l				-	-	-	-	-	-	-	-	-	-	-	-	-	-	-	-	-	-
	Paraoxon-ethyl	µg/l				-	-	-	-	-	-	-	-	-	-	-	-	-	-	-	-	-	-

					Investigation Phase	GI	LTM	LTM	LTM	LTM	LTM	LTM	GI	GI	GI	LTM	LTM	LTM	LTM	LTM	LTM	GI	GI
					Location_Code	BH11007	BH11007	BH11007	BH11007	BH11007	BH11007	BH11007	BH12003	BH12003	BH12003	BH12003	BH12003	BH12003	BH12003	BH12003	BH12003	BH12005	BH12005
					Sampled_Date	10/03/2020	19/03/2020	24/04/2020	19/05/2020	30/06/2020	16/09/2020	04/11/2020	03/10/2019	14/01/2020	20/02/2020	08/04/2020	16/04/2020	22/05/2020	26/06/2020	10/09/2020	26/11/2020	24/10/2019	06/11/2019
					Sample_Depth	13.5	13.5	13	13	8.73	8.37	8.41	9.65	9.5	21	21	21	21	21	16.67	9.99	12.31	12.33
Chem_Group	**ChemName**	**output unit**	**EQL**	**UK Drinking Water Standards**	**UK Freshwater EQS**																		
	Parathion-ethyl	µg/l				-	-	-	-	-	-	-	-	-	-	-	-	-	-	-	-	-	-
	Penconazole	µg/l				-	-	-	-	-	-	-	-	-	-	-	-	-	-	-	-	-	-
	Pencycuron	µg/l				-	-	-	-	-	-	-	-	-	-	-	-	-	-	-	-	-	-
	Pencycuron (Filtered)	µg/l	0.05			-	-	-	-	-	-	-	-	-	-	-	-	-	-	-	-	-	-
	Phosphamidon I (Z) (Filtered)	µg/l	0.01			-	-	-	-	-	-	-	-	-	-	-	-	-	-	-	-	-	-
	Phosphamidon II (E)	µg/l	0.01			-	-	-	-	-	-	-	-	-	-	-	-	-	-	-	-	-	-
	Phosphamidon II (E) (Filtered)	µg/l	0.01			-	-	-	-	-	-	-	-	-	-	-	-	-	-	-	-	-	-
	Pretilachlor	µg/l				-	-	-	-	-	-	-	-	-	-	-	-	-	-	-	-	-	-
	Primisulfuron-methyl	µg/l				-	-	-	-	-	-	-	-	-	-	-	-	-	-	-	-	-	-
	Prodiamine	µg/l				-	-	-	-	-	-	-	-	-	-	-	-	-	-	-	-	-	-
	Propaquizafop	µg/l				-	-	-	-	-	-	-	-	-	-	-	-	-	-	-	-	-	-
	Propetamphos	µg/L	0.01		0.03[#3]	-	-	-	-	-	-	-	-	-	-	-	-	-	-	-	-	-	-
	Propetamphos (Filtered)	µg/L	0.01		0.03[#3]	-	-	-	-	-	-	-	-	-	-	-	-	-	-	-	-	-	-
	Prosulfocarb	µg/l				-	-	-	-	-	-	-	-	-	-	-	-	-	-	-	-	-	-
	Prothioconazole	µg/l				-	-	-	-	-	-	-	-	-	-	-	-	-	-	-	-	-	-
	Pyribenzoxim	µg/l				-	-	-	-	-	-	-	-	-	-	-	-	-	-	-	-	-	-
	Quinmerac	µg/l				-	-	-	-	-	-	-	-	-	-	-	-	-	-	-	-	-	-
	Quizalofop	µg/l				-	-	-	-	-	-	-	-	-	-	-	-	-	-	-	-	-	-
	Rimsulfuron	µg/l				-	-	-	-	-	-	-	-	-	-	-	-	-	-	-	-	-	-
	Sebuthylazine	µg/l				-	-	-	-	-	-	-	-	-	-	-	-	-	-	-	-	-	-
	Siduron (Filtered)	µg/l	10			-	-	-	-	-	-	-	-	-	-	-	-	-	-	-	-	-	-
	Simazine-2-hydroxy	µg/l				-	-	-	-	-	-	-	-	-	-	-	-	-	-	-	-	-	-
	Sodium Acifluorfen	µg/L				-	-	-	-	-	-	-	-	-	-	-	-	-	-	-	-	-	-
	Sulfosulfuron	µg/l				-	-	-	-	-	-	-	-	-	-	-	-	-	-	-	-	-	-
	Tecnazene	µg/L	0.01		1[#3]	-	-	-	-	-	-	-	-	-	-	-	-	-	-	-	-	-	-
	Tecnazene (Filtered)	µg/L	0.01		1[#3]	-	-	-	-	-	-	-	-	-	-	-	-	-	-	-	-	-	-
	Teflubenzuron	µg/l				-	-	-	-	-	-	-	-	-	-	-	-	-	-	-	-	-	-
	Terbuthylazine-desethyl	µg/l				-	-	-	-	-	-	-	-	-	-	-	-	-	-	-	-	-	-
	Terbuthylazine-desethyl-2-hydroxy	µg/l				-	-	-	-	-	-	-	-	-	-	-	-	-	-	-	-	-	-
	Terbuthylazine-hydroxy	µg/l				-	-	-	-	-	-	-	-	-	-	-	-	-	-	-	-	-	-
	Thiabendazole	µg/L			5[#3]	-	-	-	-	-	-	-	-	-	-	-	-	-	-	-	-	-	-
	Thiamethoxam	µg/L				-	-	-	-	-	-	-	-	-	-	-	-	-	-	-	-	-	-
	Thidiazuron (Filtered)	µg/l	10			-	-	-	-	-	-	-	-	-	-	-	-	-	-	-	-	-	-
	Tribenuron-methyl	µg/L				-	-	-	-	-	-	-	-	-	-	-	-	-	-	-	-	-	-
	Trietazine	µg/L	0.01			-	-	-	-	-	-	-	-	-	-	-	-	-	-	-	-	-	-
	Trietazine (Filtered)	µg/L	0.01			-	-	-	-	-	-	-	-	-	-	-	-	-	-	-	-	-	-
	Trifloxysulfuron-sodium	µg/l				-	-	-	-	-	-	-	-	-	-	-	-	-	-	-	-	-	-
	Triflusulfuron-methyl	µg/l				-	-	-	-	-	-	-	-	-	-	-	-	-	-	-	-	-	-
	Triforine	µg/l				-	-	-	-	-	-	-	-	-	-	-	-	-	-	-	-	-	-
	Triticonazole	µg/l				-	-	-	-	-	-	-	-	-	-	-	-	-	-	-	-	-	-
	Desmetryn	mg/L				-	-	-	-	-	-	-	-	-	-	-	-	-	-	-	-	-	-
	Simetryn	mg/L				-	-	-	-	-	-	-	-	-	-	-	-	-	-	-	-	-	-
	Simetryn (Filtered)	mg/L	0.00002			-	-	-	-	-	-	-	-	-	-	-	-	-	-	-	-	-	-
	Clothianidin	µg/L				-	-	-	-	-	-	-	-	-	-	-	-	-	-	-	-	-	-
	Cymoxanil	µg/L				-	-	-	-	-	-	-	-	-	-	-	-	-	-	-	-	-	-
	Flamprop (Filtered)	µg/L	0.02			-	-	-	-	-	-	-	-	-	-	-	-	-	-	-	-	-	-
	Fluazifop-butyl	µg/L				-	-	-	-	-	-	-	-	-	-	-	-	-	-	-	-	-	-
	Imazamethabenz-methyl	µg/L				-	-	-	-	-	-	-	-	-	-	-	-	-	-	-	-	-	-
	Mesosulfuron-methyl	µg/L				-	-	-	-	-	-	-	-	-	-	-	-	-	-	-	-	-	-
	Metamitron	µg/L				-	-	-	-	-	-	-	-	-	-	-	-	-	-	-	-	-	-
	Metobromuron	µg/L				-	-	-	-	-	-	-	-	-	-	-	-	-	-	-	-	-	-
	Monuron	µg/L				-	-	-	-	-	-	-	-	-	-	-	-	-	-	-	-	-	-
	Monuron (Filtered)	µg/L	0.05			-	-	-	-	-	-	-	-	-	-	-	-	-	-	-	-	-	-
	Secbumeton	µg/L				-	-	-	-	-	-	-	-	-	-	-	-	-	-	-	-	-	-
	Spiroxamine	µg/L				-	-	-	-	-	-	-	-	-	-	-	-	-	-	-	-	-	-
	Clomazon	µg/L				-	-	-	-	-	-	-	-	-	-	-	-	-	-	-	-	-	-
	Flamprop-isopropyl (Filtered)	µg/L	0.02			-	-	-	-	-	-	-	-	-	-	-	-	-	-	-	-	-	-
	Metazachlor	µg/L	0.01			-	-	-	-	-	-	-	-	-	-	-	-	-	-	-	-	-	-
	Metazachlor (Filtered)	µg/L	0.01			-	-	-	-	-	-	-	-	-	-	-	-	-	-	-	-	-	-
	Methabenzthiazuran	µg/L				-	-	-	-	-	-	-	-	-	-	-	-	-	-	-	-	-	-
	Methabenzthiazuran (Filtered)	µg/L	0.05			-	-	-	-	-	-	-	-	-	-	-	-	-	-	-	-	-	-
	Iprovalicarb	µg/L				-	-	-	-	-	-	-	-	-	-	-	-	-	-	-	-	-	-
	Chloroxuron	µg/L				-	-	-	-	-	-	-	-	-	-	-	-	-	-	-	-	-	-
	Chloroxuron (Filtered)	µg/L	0.05			-	-	-	-	-	-	-	-	-	-	-	-	-	-	-	-	-	-
	Neburon	µg/L				-	-	-	-	-	-	-	-	-	-	-	-	-	-	-	-	-	-
	Metribuzin	µg/L				-	-	-	-	-	-	-	-	-	-	-	-	-	-	-	-	-	-
	2,3,6-Trichlorobenzoic Acid (Tba)	µg/L				-	-	-	-	-	-	-	-	-	-	-	-	-	-	-	-	-	-
	2,3,6-Trichlorobenzoic Acid (Tba) (Filtered)	µg/L	0.02			-	-	-	-	-	-	-	-	-	-	-	-	-	-	-	-	-	-
	2,4,5-Trichlorophenoxy Acetic Acid	µg/L				-	-	-	-	-	-	-	-	-	-	-	-	-	-	-	-	-	-
	2,4,5-Trichlorophenoxy Acetic Acid (Filtered)	µg/L	0.02			-	-	-	-	-	-	-	-	-	-	-	-	-	-	-	-	-	-
	2,4,5-TP (Silvex)	µg/L				-	-	-	-	-	-	-	-	-	-	-	-	-	-	-	-	-	-
	2,4,5-TP (Silvex) (Filtered)	µg/L	0.02			-	-	-	-	-	-	-	-	-	-	-	-	-	-	-	-	-	-
	Pyrimethanil	µg/L				-	-	-	-	-	-	-	-	-	-	-	-	-	-	-	-	-	-
	Hedonal	µg/L			0.3[#2]	-	-	-	-	-	-	-	-	-	-	-	-	-	-	-	-	-	-
	Hedonal (Filtered)	µg/L	0.02		0.3[#2]	-	-	-	-	-	-	-	-	-	-	-	-	-	-	-	-	-	-
	2,4-DDT	µg/L	0.01		0.00625[#39]	-	-	-	-	-	-	-	-	-	-	-	-	-	-	-	-	-	-
	2,4-DDT (Filtered)	µg/L	0.01		0.00625[#39]	-	-	-	-	-	-	-	-	-	-	-	-	-	-	-	-	-	-
	Propachlor	µg/L	0.01			-	-	-	-	-	-	-	-	-	-	-	-	-	-	-	-	-	-
	Propachlor (Filtered)	µg/L	0.02			-	-	-	-	-	-	-	-	-	-	-	-	-	-	-	-	-	-
	Propamocarb	µg/L				-	-	-	-	-	-	-	-	-	-	-	-	-	-	-	-	-	-
	2,4-Dichlorprop	µg/L				-	-	-	-	-	-	-	-	-	-	-	-	-	-	-	-	-	-

					Investigation Phase	GI	LTM	LTM	LTM	LTM	LTM	LTM	GI	GI	GI	LTM	LTM	LTM	LTM	LTM	LTM	GI	GI
					Location_Code	BH11007	BH11007	BH11007	BH11007	BH11007	BH11007	BH11007	BH12003	BH12003	BH12003	BH12003	BH12003	BH12003	BH12003	BH12003	BH12003	BH12003	BH12005	BH12005
					Sampled_Date	10/03/2020	19/03/2020	24/04/2020	19/05/2020	30/06/2020	16/09/2020	04/11/2020	03/10/2019	14/01/2020	20/02/2020	08/04/2020	16/04/2020	22/05/2020	26/06/2020	10/09/2020	26/11/2020	24/10/2019	06/11/2019
					Sample_Depth	13.5	13.5	13	13	8.73	8.37	8.41	9.65	9.5	21	21	21	21	21	16.67	9.99	12.31	12.33
Chem_Group	**ChemName**	**output unit**	**EQL**	**UK Drinking Water Standards**	**UK Freshwater EQS**																		
	2,4-Dichlorprop (Filtered)	µg/L	0.02			-	-	-	-	-	-	-	-	-	-	-	-	-	-	-	-	-	-
	3-Hydroxy Carbofuran	µg/L				-	-	-	-	-	-	-	-	-	-	-	-	-	-	-	-	-	-
	4-(2,4-Dichlorophenoxy)butyric Acid (2,4-DB)	µg/L				-	-	-	-	-	-	-	-	-	-	-	-	-	-	-	-	-	-
	4-(2,4-Dichlorophenoxy)butyric Acid (2,4-DB) (Filtered)	µg/L	0.02			-	-	-	-	-	-	-	-	-	-	-	-	-	-	-	-	-	-
	4,4-DDE	µg/L	0.01		0.00625[#39]	-	-	-	-	-	-	-	-	-	-	-	-	-	-	-	-	-	-
	4,4-DDE (Filtered)	µg/L	0.01		0.00625[#39]	-	-	-	-	-	-	-	-	-	-	-	-	-	-	-	-	-	-
	Cypermethrins(total) (Filtered)	µg/L	0.01		0.0001[#3]	-	-	-	-	-	-	-	-	-	-	-	-	-	-	-	-	-	-
	Cyproconazole	µg/L				-	-	-	-	-	-	-	-	-	-	-	-	-	-	-	-	-	-
	Cyromazine	µg/L				-	-	-	-	-	-	-	-	-	-	-	-	-	-	-	-	-	-
	d-BHC	µg/L	0.01			-	-	-	-	-	-	-	-	-	-	-	-	-	-	-	-	-	-
	d-BHC (Filtered)	µg/L	0.01			-	-	-	-	-	-	-	-	-	-	-	-	-	-	-	-	-	-
	DDD	µg/L	0.01		0.00625[#39]	-	-	-	-	-	-	-	-	-	-	-	-	-	-	-	-	-	-
	DDD (Filtered)	µg/L	0.01		0.00625[#39]	-	-	-	-	-	-	-	-	-	-	-	-	-	-	-	-	-	-
	DDT	µg/L	0.01		0.01[#41]	-	-	-	-	-	-	-	-	-	-	-	-	-	-	-	-	-	-
	DDT (Filtered)	µg/L	0.01		0.01[#41]	-	-	-	-	-	-	-	-	-	-	-	-	-	-	-	-	-	-
	Deisopropylatrazine	µg/L				-	-	-	-	-	-	-	-	-	-	-	-	-	-	-	-	-	-
	Chlorothalonil	µg/L	0.01		0.035[#2]	-	-	-	-	-	-	-	-	-	-	-	-	-	-	-	-	-	-
	Chlorothalonil (Filtered)	µg/L	0.01		0.035[#2]	-	-	-	-	-	-	-	-	-	-	-	-	-	-	-	-	-	-
	Deethylatrazine	µg/L				-	-	-	-	-	-	-	-	-	-	-	-	-	-	-	-	-	-
	Demeton-S-methyl	µg/L	0.01			-	-	-	-	-	-	-	-	-	-	-	-	-	-	-	-	-	-
	Demeton-S-methyl (Filtered)	µg/L	0.01			-	-	-	-	-	-	-	-	-	-	-	-	-	-	-	-	-	-
	Diazinon	µg/L	0.01		0.01[#2]	-	-	-	-	-	-	-	-	-	-	-	-	-	-	-	-	-	-
	Diazinon (Filtered)	µg/L	0.01		0.01[#2]	-	-	-	-	-	-	-	-	-	-	-	-	-	-	-	-	-	-
	Dicamba	µg/L				-	-	-	-	-	-	-	-	-	-	-	-	-	-	-	-	-	-
	Dicamba (Filtered)	µg/L	0.02			-	-	-	-	-	-	-	-	-	-	-	-	-	-	-	-	-	-
	Dichlobenil	µg/L	0.01			-	-	-	-	-	-	-	-	-	-	-	-	-	-	-	-	-	-
	Dichlobenil (Filtered)	µg/L	0.01			-	-	-	-	-	-	-	-	-	-	-	-	-	-	-	-	-	-
	cis-Permethrin (Filtered)	µg/L	0.01			-	-	-	-	-	-	-	-	-	-	-	-	-	-	-	-	-	-
	Dichlorvos	µg/L	0.01		0.001[#3]	-	-	-	-	-	-	-	-	-	-	-	-	-	-	-	-	-	-
	Dichlorvos (Filtered)	µg/L	0.01		0.001[#3]	-	-	-	-	-	-	-	-	-	-	-	-	-	-	-	-	-	-
	Diclofop	µg/L				-	-	-	-	-	-	-	-	-	-	-	-	-	-	-	-	-	-
	Diclofop (Filtered)	µg/L	0.02			-	-	-	-	-	-	-	-	-	-	-	-	-	-	-	-	-	-
	Dieldrin	µg/L	0.01	0.03[#1]	0.0025[#40]	-	-	-	-	-	-	-	-	-	-	-	-	-	-	-	-	-	-
	Dieldrin (Filtered)	µg/L	0.01	0.03[#1]	0.0025[#40]	-	-	-	-	-	-	-	-	-	-	-	-	-	-	-	-	-	-
	Difenoconazole	µg/L				-	-	-	-	-	-	-	-	-	-	-	-	-	-	-	-	-	-
	Difenoxuron	µg/L				-	-	-	-	-	-	-	-	-	-	-	-	-	-	-	-	-	-
	Diflubenzuron	µg/L			0.001[#3]	-	-	-	-	-	-	-	-	-	-	-	-	-	-	-	-	-	-
	Diflubenzuron (Filtered)	µg/L	0.05		0.001[#3]	-	-	-	-	-	-	-	-	-	-	-	-	-	-	-	-	-	-
	Diflufenican	µg/L				-	-	-	-	-	-	-	-	-	-	-	-	-	-	-	-	-	-
	Dimethoate	µg/L	0.01		0.48[#2]	-	-	-	-	-	-	-	-	-	-	-	-	-	-	-	-	-	-
	Dimethoate (Filtered)	µg/L	0.01		0.48[#2]	-	-	-	-	-	-	-	-	-	-	-	-	-	-	-	-	-	-
	Dinoseb	µg/L				-	-	-	-	-	-	-	-	-	-	-	-	-	-	-	-	-	-
	Disulfoton	µg/L	0.01			-	-	-	-	-	-	-	-	-	-	-	-	-	-	-	-	-	-
	Disulfoton (Filtered)	µg/L	0.01			-	-	-	-	-	-	-	-	-	-	-	-	-	-	-	-	-	-
	Diuron	µg/L			0.2[#2]	-	-	-	-	-	-	-	-	-	-	-	-	-	-	-	-	-	-
	Diuron (Filtered)	µg/L	0.05		0.2[#2]	-	-	-	-	-	-	-	-	-	-	-	-	-	-	-	-	-	-
	Endosulfan I	µg/L	0.01			-	-	-	-	-	-	-	-	-	-	-	-	-	-	-	-	-	-
	Endosulfan I (Filtered)	µg/L	0.01			-	-	-	-	-	-	-	-	-	-	-	-	-	-	-	-	-	-
	Endosulfan II	µg/L	0.02			-	-	-	-	-	-	-	-	-	-	-	-	-	-	-	-	-	-
	Endosulfan II (Filtered)	µg/L	0.02			-	-	-	-	-	-	-	-	-	-	-	-	-	-	-	-	-	-
	Endosulfan sulphate	µg/L	0.02			-	-	-	-	-	-	-	-	-	-	-	-	-	-	-	-	-	-
	Endosulfan sulphate (Filtered)	µg/L	0.02			-	-	-	-	-	-	-	-	-	-	-	-	-	-	-	-	-	-
	Endrin	µg/L	0.01		0.0025[#40]	-	-	-	-	-	-	-	-	-	-	-	-	-	-	-	-	-	-
	Endrin (Filtered)	µg/L	0.01		0.0025[#40]	-	-	-	-	-	-	-	-	-	-	-	-	-	-	-	-	-	-
	s-Ethyl dipropylthiocarbamate	µg/L				-	-	-	-	-	-	-	-	-	-	-	-	-	-	-	-	-	-
	Ethiofencarb	µg/L				-	-	-	-	-	-	-	-	-	-	-	-	-	-	-	-	-	-
	Ethion	µg/L	0.01			-	-	-	-	-	-	-	-	-	-	-	-	-	-	-	-	-	-
	Ethion (Filtered)	µg/L	0.01			-	-	-	-	-	-	-	-	-	-	-	-	-	-	-	-	-	-
	Ethoprop	µg/L				-	-	-	-	-	-	-	-	-	-	-	-	-	-	-	-	-	-
	Ethofumesate	µg/L				-	-	-	-	-	-	-	-	-	-	-	-	-	-	-	-	-	-
	Etridiazole	µg/L	0.01			-	-	-	-	-	-	-	-	-	-	-	-	-	-	-	-	-	-
	Etridiazole (Filtered)	µg/L	0.01			-	-	-	-	-	-	-	-	-	-	-	-	-	-	-	-	-	-
	Fenamiphos	µg/L				-	-	-	-	-	-	-	-	-	-	-	-	-	-	-	-	-	-
	Fenarimol	µg/L				-	-	-	-	-	-	-	-	-	-	-	-	-	-	-	-	-	-
	Fenitrothion	µg/L	0.01		0.01[#3]	-	-	-	-	-	-	-	-	-	-	-	-	-	-	-	-	-	-
	Fenitrothion (Filtered)	µg/L	0.01		0.01[#3]	-	-	-	-	-	-	-	-	-	-	-	-	-	-	-	-	-	-
	Fensulfothion	µg/L				-	-	-	-	-	-	-	-	-	-	-	-	-	-	-	-	-	-
	Fenhexamid	µg/L				-	-	-	-	-	-	-	-	-	-	-	-	-	-	-	-	-	-
	Fenoxycarb	µg/L				-	-	-	-	-	-	-	-	-	-	-	-	-	-	-	-	-	-
	Fenthion	µg/L	0.01			-	-	-	-	-	-	-	-	-	-	-	-	-	-	-	-	-	-
	Fenthion (Filtered)	µg/L	0.01			-	-	-	-	-	-	-	-	-	-	-	-	-	-	-	-	-	-
	Fenpropimorf	µg/L				-	-	-	-	-	-	-	-	-	-	-	-	-	-	-	-	-	-
	Fluometuron (Filtered)	µg/L	10			-	-	-	-	-	-	-	-	-	-	-	-	-	-	-	-	-	-
	Fluroxypyr	µg/L				-	-	-	-	-	-	-	-	-	-	-	-	-	-	-	-	-	-
	Fluroxypyr (Filtered)	µg/L	0.02			-	-	-	-	-	-	-	-	-	-	-	-	-	-	-	-	-	-
	Flutolanil	µg/L				-	-	-	-	-	-	-	-	-	-	-	-	-	-	-	-	-	-
	Fonofos	µg/L				-	-	-	-	-	-	-	-	-	-	-	-	-	-	-	-	-	-
	g-BHC (Lindane)	µg/L	0.01			-	-	-	-	-	-	-	-	-	-	-	-	-	-	-	-	-	-
	g-BHC (Lindane) (Filtered)	µg/L	0.01			-	-	-	-	-	-	-	-	-	-	-	-	-	-	-	-	-	-
	Haloxyfop-methyl	µg/L				-	-	-	-	-	-	-	-	-	-	-	-	-	-	-	-	-	-
	Thifensulfuron	µg/L				-	-	-	-	-	-	-	-	-	-	-	-	-	-	-	-	-	-

					Investigation Phase	GI	LTM	LTM	LTM	LTM	LTM	LTM	GI	GI	GI	LTM	LTM	LTM	LTM	LTM	LTM	GI	GI
					Location_Code	BH11007	BH11007	BH11007	BH11007	BH11007	BH11007	BH11007	BH12003	BH12003	BH12003	BH12003	BH12003	BH12003	BH12003	BH12003	BH12003	BH12005	BH12005
					Sampled_Date	10/03/2020	19/03/2020	24/04/2020	19/05/2020	30/06/2020	16/09/2020	04/11/2020	03/10/2019	14/01/2020	20/02/2020	08/04/2020	16/04/2020	22/05/2020	26/06/2020	10/09/2020	26/11/2020	24/10/2019	06/11/2019
					Sample_Depth	13.5	13.5	13	13	8.73	8.37	8.41	9.65	9.5	21	21	21	21	21	16.67	9.99	12.31	12.33
Chem_Group	**ChemName**	**output unit**	**EQL**	**UK Drinking Water Standards**	**UK Freshwater EQS**																		
	Heptachlor	µg/L	0.01	0.03[#1]		-	-	-	-	-	-	-	-	-	-	-	-	-	-	-	-	-	-
	Heptachlor (Filtered)	µg/L	0.01	0.03[#1]		-	-	-	-	-	-	-	-	-	-	-	-	-	-	-	-	-	-
	Hexaconazole	µg/L				-	-	-	-	-	-	-	-	-	-	-	-	-	-	-	-	-	-
	Hexazinone	µg/L				-	-	-	-	-	-	-	-	-	-	-	-	-	-	-	-	-	-
	Hydroxyatrazine	µg/L				-	-	-	-	-	-	-	-	-	-	-	-	-	-	-	-	-	-
	Iprodione	µg/L				-	-	-	-	-	-	-	-	-	-	-	-	-	-	-	-	-	-
	Isodrin	µg/L	0.01		0.0025[#40]	-	-	-	-	-	-	-	-	-	-	-	-	-	-	-	-	-	-
	Isodrin (Filtered)	µg/L	0.01		0.0025[#40]	-	-	-	-	-	-	-	-	-	-	-	-	-	-	-	-	-	-
	Isoproturon	µg/L			0.3[#2]	-	-	-	-	-	-	-	-	-	-	-	-	-	-	-	-	-	-
	Isoproturon (Filtered)	µg/L	0.05		0.3[#2]	-	-	-	-	-	-	-	-	-	-	-	-	-	-	-	-	-	-
	Linuron	µg/L			0.5[#2]	-	-	-	-	-	-	-	-	-	-	-	-	-	-	-	-	-	-
	Linuron (Filtered)	µg/L	0.05		0.5[#2]	-	-	-	-	-	-	-	-	-	-	-	-	-	-	-	-	-	-
	Malathion	µg/L	0.01		0.01[#3]	-	-	-	-	-	-	-	-	-	-	-	-	-	-	-	-	-	-
	Malathion (Filtered)	µg/L	0.01		0.01[#3]	-	-	-	-	-	-	-	-	-	-	-	-	-	-	-	-	-	-
	2-Methyl-4-chlorophenoxyacetic acid	µg/L				-	-	-	-	-	-	-	-	-	-	-	-	-	-	-	-	-	-
	2-Methyl-4-chlorophenoxyacetic acid (Filtered)	µg/L	0.02			-	-	-	-	-	-	-	-	-	-	-	-	-	-	-	-	-	-
	2-Methyl-4-Chlorophenoxy Butanoic Acid	µg/L				-	-	-	-	-	-	-	-	-	-	-	-	-	-	-	-	-	-
	2-Methyl-4-Chlorophenoxy Butanoic Acid (Filtered)	µg/L	0.02			-	-	-	-	-	-	-	-	-	-	-	-	-	-	-	-	-	-
	Mecoprop	µg/L			18[#2]	-	-	-	-	-	-	-	-	-	-	-	-	-	-	-	-	-	-
	Mecoprop (Filtered)	µg/L	0.02		18[#2]	-	-	-	-	-	-	-	-	-	-	-	-	-	-	-	-	-	-
	Mefenpyr-diethyl	µg/L				-	-	-	-	-	-	-	-	-	-	-	-	-	-	-	-	-	-
	Metachlor	µg/L	0.01		0.3[#2]	-	-	-	-	-	-	-	-	-	-	-	-	-	-	-	-	-	-
	Metachlor (Filtered)	µg/L	0.01		0.3[#2]	-	-	-	-	-	-	-	-	-	-	-	-	-	-	-	-	-	-
	Metalaxyl	µg/L				-	-	-	-	-	-	-	-	-	-	-	-	-	-	-	-	-	-
	Methamidophos	µg/L				-	-	-	-	-	-	-	-	-	-	-	-	-	-	-	-	-	-
	Methidathion	µg/L				-	-	-	-	-	-	-	-	-	-	-	-	-	-	-	-	-	-
	Methiocarb	µg/L			0.01[#3]	-	-	-	-	-	-	-	-	-	-	-	-	-	-	-	-	-	-
	Methomyl	µg/L				-	-	-	-	-	-	-	-	-	-	-	-	-	-	-	-	-	-
	Methoxychlor	µg/L	0.01			-	-	-	-	-	-	-	-	-	-	-	-	-	-	-	-	-	-
	Methoxychlor (Filtered)	µg/L	0.01			-	-	-	-	-	-	-	-	-	-	-	-	-	-	-	-	-	-
	Methoxyfenozide	µg/L				-	-	-	-	-	-	-	-	-	-	-	-	-	-	-	-	-	-
	Methyl parathion	µg/L	0.01			-	-	-	-	-	-	-	-	-	-	-	-	-	-	-	-	-	-
	Methyl parathion (Filtered)	µg/L	0.01			-	-	-	-	-	-	-	-	-	-	-	-	-	-	-	-	-	-
	Metolachlor	µg/L				-	-	-	-	-	-	-	-	-	-	-	-	-	-	-	-	-	-
	Metoxuron	µg/L				-	-	-	-	-	-	-	-	-	-	-	-	-	-	-	-	-	-
	Metoxuron (Filtered)	µg/L	0.05			-	-	-	-	-	-	-	-	-	-	-	-	-	-	-	-	-	-
	Metsulfuron Methyl	µg/L				-	-	-	-	-	-	-	-	-	-	-	-	-	-	-	-	-	-
	Mevinphos (Phosdrin)	µg/L	0.01		0.02(MAC)[#38]	-	-	-	-	-	-	-	-	-	-	-	-	-	-	-	-	-	-
	Mevinphos (Phosdrin) (Filtered)	µg/L	0.01		0.02(MAC)[#38]	-	-	-	-	-	-	-	-	-	-	-	-	-	-	-	-	-	-
	Molinate	µg/L				-	-	-	-	-	-	-	-	-	-	-	-	-	-	-	-	-	-
	Monlinuran	µg/L				-	-	-	-	-	-	-	-	-	-	-	-	-	-	-	-	-	-
	Monlinuran (Filtered)	µg/L	0.05			-	-	-	-	-	-	-	-	-	-	-	-	-	-	-	-	-	-
	Monocrotophos	µg/L				-	-	-	-	-	-	-	-	-	-	-	-	-	-	-	-	-	-
	Napropamide	µg/L				-	-	-	-	-	-	-	-	-	-	-	-	-	-	-	-	-	-
	Flusilazole (NuStar)	µg/L				-	-	-	-	-	-	-	-	-	-	-	-	-	-	-	-	-	-
	o,p-DDD	µg/L	0.01			-	-	-	-	-	-	-	-	-	-	-	-	-	-	-	-	-	-
	o,p-DDD (Filtered)	µg/L	0.01			-	-	-	-	-	-	-	-	-	-	-	-	-	-	-	-	-	-
	o,p'-DDE	µg/L	0.01			-	-	-	-	-	-	-	-	-	-	-	-	-	-	-	-	-	-
	o,p'-DDE (Filtered)	µg/L	0.01			-	-	-	-	-	-	-	-	-	-	-	-	-	-	-	-	-	-
	o,p-Methoxychlor	µg/L	0.01			-	-	-	-	-	-	-	-	-	-	-	-	-	-	-	-	-	-
	o,p-Methoxychlor (Filtered)	µg/L	0.01			-	-	-	-	-	-	-	-	-	-	-	-	-	-	-	-	-	-
	Omethoate	µg/L	0.01		0.01[#3]	-	-	-	-	-	-	-	-	-	-	-	-	-	-	-	-	-	-
	Omethoate (Filtered)	µg/L	0.01		0.01[#3]	-	-	-	-	-	-	-	-	-	-	-	-	-	-	-	-	-	-
	Oxamyl	µg/L				-	-	-	-	-	-	-	-	-	-	-	-	-	-	-	-	-	-
	Paclobutrazol	µg/L				-	-	-	-	-	-	-	-	-	-	-	-	-	-	-	-	-	-
	Methyl Paraoxon	µg/L				-	-	-	-	-	-	-	-	-	-	-	-	-	-	-	-	-	-
	Parathion	µg/L	0.01			-	-	-	-	-	-	-	-	-	-	-	-	-	-	-	-	-	-
	Parathion (Filtered)	µg/L	0.01			-	-	-	-	-	-	-	-	-	-	-	-	-	-	-	-	-	-
	Pendimethalin	µg/L	0.01		0.3[#2]	-	-	-	-	-	-	-	-	-	-	-	-	-	-	-	-	-	-
	Pendimethalin (Filtered)	µg/L	0.01		0.3[#2]	-	-	-	-	-	-	-	-	-	-	-	-	-	-	-	-	-	-
	Imidacloprid	µg/L				-	-	-	-	-	-	-	-	-	-	-	-	-	-	-	-	-	-
	Permethrin	µg/L	0.01		0.001[#3]	-	-	-	-	-	-	-	-	-	-	-	-	-	-	-	-	-	-
	Permethrin II	µg/L	0.01			-	-	-	-	-	-	-	-	-	-	-	-	-	-	-	-	-	-
	Permethrin II (Filtered)	µg/L	0.01			-	-	-	-	-	-	-	-	-	-	-	-	-	-	-	-	-	-
	Phorate	µg/L	0.01			-	-	-	-	-	-	-	-	-	-	-	-	-	-	-	-	-	-
	Phorate (Filtered)	µg/L	0.01			-	-	-	-	-	-	-	-	-	-	-	-	-	-	-	-	-	-
	Phosmet	µg/L				-	-	-	-	-	-	-	-	-	-	-	-	-	-	-	-	-	-
	Lenacil	µg/L				-	-	-	-	-	-	-	-	-	-	-	-	-	-	-	-	-	-
	Picloram	µg/L				-	-	-	-	-	-	-	-	-	-	-	-	-	-	-	-	-	-
	Picloram (Filtered)	µg/L	0.02			-	-	-	-	-	-	-	-	-	-	-	-	-	-	-	-	-	-
	Picoxystrobin	µg/L				-	-	-	-	-	-	-	-	-	-	-	-	-	-	-	-	-	-
	Pirimicarb	µg/L			1[#3]	-	-	-	-	-	-	-	-	-	-	-	-	-	-	-	-	-	-
	Pirimiphos-methyl	µg/L	0.01		0.015[#3]	-	-	-	-	-	-	-	-	-	-	-	-	-	-	-	-	-	-
	Pirimiphos-methyl (Filtered)	µg/L	0.01		0.015[#3]	-	-	-	-	-	-	-	-	-	-	-	-	-	-	-	-	-	-
	Pirimphos-ethyl	µg/L				-	-	-	-	-	-	-	-	-	-	-	-	-	-	-	-	-	-
	Pirimphos-ethyl (Filtered)	µg/L	0.01			-	-	-	-	-	-	-	-	-	-	-	-	-	-	-	-	-	-
	Prochloraz	µg/L			4[#3]	-	-	-	-	-	-	-	-	-	-	-	-	-	-	-	-	-	-
	Profenofos	µg/L				-	-	-	-	-	-	-	-	-	-	-	-	-	-	-	-	-	-
	Promecarb	µg/L				-	-	-	-	-	-	-	-	-	-	-	-	-	-	-	-	-	-
	Prometon	µg/L				-	-	-	-	-	-	-	-	-	-	-	-	-	-	-	-	-	-
	Prometon (Filtered)	µg/L	0.02			-	-	-	-	-	-	-	-	-	-	-	-	-	-	-	-	-	-

					Investigation Phase	GI	LTM	LTM	LTM	LTM	LTM	LTM	GI	GI	GI	LTM	LTM	LTM	LTM	LTM	LTM	GI	GI
					Location_Code	BH11007	BH11007	BH11007	BH11007	BH11007	BH11007	BH11007	BH12003	BH12003	BH12003	BH12003	BH12003	BH12003	BH12003	BH12003	BH12003	BH12005	BH12005
					Sampled_Date	10/03/2020	19/03/2020	24/04/2020	19/05/2020	30/06/2020	16/09/2020	04/11/2020	03/10/2019	14/01/2020	20/02/2020	08/04/2020	16/04/2020	22/05/2020	26/06/2020	10/09/2020	26/11/2020	24/10/2019	06/11/2019
					Sample_Depth	13.5	13.5	13	13	8.73	8.37	8.41	9.65	9.5	21	21	21	21	21	16.67	9.99	12.31	12.33
Chem_Group	**ChemName**	**output unit**	**EQL**	**UK Drinking Water Standards**	**UK Freshwater EQS**																		
	Prometryn	µg/L	0.01			-	-	-	-	-	-	-	-	-	-	-	-	-	-	-	-	-	-
	Prometryn (Filtered)	µg/L	0.02			-	-	-	-	-	-	-	-	-	-	-	-	-	-	-	-	-	-
	Pronamide	µg/L	0.01		100[#3]	-	-	-	-	-	-	-	-	-	-	-	-	-	-	-	-	-	-
	Pronamide (Filtered)	µg/L	0.01		100[#3]	-	-	-	-	-	-	-	-	-	-	-	-	-	-	-	-	-	-
	Propanil	µg/L				-	-	-	-	-	-	-	-	-	-	-	-	-	-	-	-	-	-
	Propazine	µg/L	0.01			-	-	-	-	-	-	-	-	-	-	-	-	-	-	-	-	-	-
	Propazine (Filtered)	µg/L	0.02			-	-	-	-	-	-	-	-	-	-	-	-	-	-	-	-	-	-
	Propham	µg/L				-	-	-	-	-	-	-	-	-	-	-	-	-	-	-	-	-	-
	Propiconazole	µg/L				-	-	-	-	-	-	-	-	-	-	-	-	-	-	-	-	-	-
	Propoxycarbazone-sodium	µg/L				-	-	-	-	-	-	-	-	-	-	-	-	-	-	-	-	-	-
	Pursuit	µg/L				-	-	-	-	-	-	-	-	-	-	-	-	-	-	-	-	-	-
	Pyriproxyfen	µg/L				-	-	-	-	-	-	-	-	-	-	-	-	-	-	-	-	-	-
	Quinclorac	µg/L				-	-	-	-	-	-	-	-	-	-	-	-	-	-	-	-	-	-
	Quinoxyfen	µg/L				-	-	-	-	-	-	-	-	-	-	-	-	-	-	-	-	-	-
	Ronnel (Filtered)	µg/L	0.01		0.03[#3]	-	-	-	-	-	-	-	-	-	-	-	-	-	-	-	-	-	-
	Savey	µg/L				-	-	-	-	-	-	-	-	-	-	-	-	-	-	-	-	-	-
	Sethoxydim	µg/L				-	-	-	-	-	-	-	-	-	-	-	-	-	-	-	-	-	-
	Simazine	µg/L	0.01		1[#2]	-	-	-	-	-	-	-	-	-	-	-	-	-	-	-	-	-	-
	Simazine (Filtered)	µg/L	0.02		1[#2]	-	-	-	-	-	-	-	-	-	-	-	-	-	-	-	-	-	-
	Tebuthiuron	µg/L				-	-	-	-	-	-	-	-	-	-	-	-	-	-	-	-	-	-
	Tebuthiuron (Filtered)	µg/L	10			-	-	-	-	-	-	-	-	-	-	-	-	-	-	-	-	-	-
	Terbutryn	µg/L	0.01			-	-	-	-	-	-	-	-	-	-	-	-	-	-	-	-	-	-
	Terbutryn (Filtered)	µg/L	0.02			-	-	-	-	-	-	-	-	-	-	-	-	-	-	-	-	-	-
	Terbutylazine	µg/L				-	-	-	-	-	-	-	-	-	-	-	-	-	-	-	-	-	-
	Terbutylazine (Filtered)	µg/L	0.02			-	-	-	-	-	-	-	-	-	-	-	-	-	-	-	-	-	-
	Phosalone	µg/L	0.01			-	-	-	-	-	-	-	-	-	-	-	-	-	-	-	-	-	-
	Phosalone (Filtered)	µg/L	0.01			-	-	-	-	-	-	-	-	-	-	-	-	-	-	-	-	-	-
	Phosphamidon	µg/L	0.01			-	-	-	-	-	-	-	-	-	-	-	-	-	-	-	-	-	-
	Phosphamidon (Filtered)	µg/L	0.01			-	-	-	-	-	-	-	-	-	-	-	-	-	-	-	-	-	-
	Thiobencarb	µg/L				-	-	-	-	-	-	-	-	-	-	-	-	-	-	-	-	-	-
	Thiophanate-methyl	µg/L				-	-	-	-	-	-	-	-	-	-	-	-	-	-	-	-	-	-
	Triadimefon	µg/L	0.01			-	-	-	-	-	-	-	-	-	-	-	-	-	-	-	-	-	-
	Triadimefon (Filtered)	µg/L	0.01			-	-	-	-	-	-	-	-	-	-	-	-	-	-	-	-	-	-
	Triadimenol	µg/L				-	-	-	-	-	-	-	-	-	-	-	-	-	-	-	-	-	-
	Triallate	µg/L	0.01		0.25[#3]	-	-	-	-	-	-	-	-	-	-	-	-	-	-	-	-	-	-
	Triallate (Filtered)	µg/L	0.01		0.25[#3]	-	-	-	-	-	-	-	-	-	-	-	-	-	-	-	-	-	-
	Triasulfuron	µg/L				-	-	-	-	-	-	-	-	-	-	-	-	-	-	-	-	-	-
	Tributyl phosphate (Filtered)	µg/L	0.01		50[#3]	-	-	-	-	-	-	-	-	-	-	-	-	-	-	-	-	-	-
	Triclopyr	µg/L				-	-	-	-	-	-	-	-	-	-	-	-	-	-	-	-	-	-
	Triclopyr (Filtered)	µg/L	0.02			-	-	-	-	-	-	-	-	-	-	-	-	-	-	-	-	-	-
	Triclosan	µg/L				-	-	-	-	-	-	-	-	-	-	-	-	-	-	-	-	-	-
	Trifluralin	µg/L	0.01		0.03[#2]	-	-	-	-	-	-	-	-	-	-	-	-	-	-	-	-	-	-
	Trifluralin (Filtered)	µg/L	0.01		0.03[#2]	-	-	-	-	-	-	-	-	-	-	-	-	-	-	-	-	-	-
	Tebuconazole	µg/L				-	-	-	-	-	-	-	-	-	-	-	-	-	-	-	-	-	-
	Telodrin	µg/L	0.01			-	-	-	-	-	-	-	-	-	-	-	-	-	-	-	-	-	-
	Telodrin (Filtered)	µg/L	0.01			-	-	-	-	-	-	-	-	-	-	-	-	-	-	-	-	-	-
	Triazophos	µg/L	0.01		0.005[#3]	-	-	-	-	-	-	-	-	-	-	-	-	-	-	-	-	-	-
	Triazophos (Filtered)	µg/L	0.01		0.005[#3]	-	-	-	-	-	-	-	-	-	-	-	-	-	-	-	-	-	-
	Tricyclazole	µg/L				-	-	-	-	-	-	-	-	-	-	-	-	-	-	-	-	-	-
Surrogate	Surrogate Value	%				-	-	-	-	-	-	-	-	-	-	-	-	-	-	-	-	-	-
SVOC TIC	SVOC TICS - Detect	Detect				-	-	-	-	-	-	-	-	-	-	-	-	-	-	0	-	-	-
	SVOC Tentatively Identified Compounds	µg/L	10			-	-	-	-	-	-	-	-	-	-	-	-	-	-	<10	-	-	-
	SVOC Tentatively Identified Compounds (Filtered)	µg/L	1			-	-	-	-	-	-	-	-	-	-	-	-	-	-	-	-	-	-
VOC TIC	VOC TICs - Detect	Detect				-	-	-	-	-	-	-	-	-	-	-	-	-	-	-	-	-	-
	VOC Tentatively Identified Compounds	µg/l	10			-	-	-	-	-	-	-	-	-	-	-	-	-	-	-	-	-	-
	VOC Tentatively Identified Compounds (Filtered)	µg/l	1			-	-	-	-	-	-	-	-	-	-	-	-	-	-	-	-	-	-
Other	Biochemical Oxygen Demand (5-day test)	µg/L	1000			-	-	-	-	-	-	-	-	-	-	-	-	-	-	<1000	-	-	-
	Redox	mV				-	-	-	-	-	-	-	-	-	-	-	-	-	-	-	-	-	-
	Conductivity @ 20oC	µS/cm	5			1240	1160	1080	1130	1090	1090	1060	1005	-	945 - 995	985	1020	972	960	1000	875	-	-
	Conductivity @ 20oC (Filtered)	µS/cm	10			-	-	-	-	-	-	-	1005	1023	-	-	-	-	-	-	-	498	-
	Biological Oxygen Demand	mg/L	1			<1	<1	<1	<1	<1	-	-	-	-	<1	<1	<1	<1	<1	-	-	-	-
	Biological Oxygen Demand (Filtered)	mg/L	1			-	-	-	-	-	-	-	-	2	-	-	-	-	-	-	-	-	2
	Chemical Oxygen Demand	mg/L	5			709	34.8	70.9	71.5	71.7	-	-	-	-	<7	10.3	9.68	<7	<7	<7	-	-	-
	Chemical Oxygen Demand (Filtered)	mg/L	5			-	-	-	-	-	-	-	-	15	-	-	-	-	-	-	-	<5	-
	Dissolved Organic Carbon	µg/L	200			-	-	-	-	-	-	-	1400	-	-	-	-	-	-	-	-	-	-
	Dissolved Organic Carbon (Filtered)	µg/L	200			4720	3350	<3000	4100	3040	3840	-	1400	1400	3120 - 3270	3140	<3000	3200	4160	3710	-	3300	-
	pH (Lab)	pH_Units	0.01	6.5-9.5[#1]	6-9(MAC)[#38]	7.28	7.14	7.02	7.41	6.76	6.67	-	7.5	-	7.65 - 7.94	7.29	7.16	7.29	7.36	7.35	-	-	-
	pH (Lab) (Filtered)	pH_Units	0.01	6.5-9.5[#1]	6-9(MAC)[#38]	-	-	-	-	-	-	-	7.5	7.75	-	-	-	-	-	-	-	7.84	-

						Investigation Phase	GI	GI	LTM	LTM	LTM	LTM	LTM	LTM	GI	LTM	LTM	LTM	GI	GI	LTM	LTM	LTM	LTM
						Location_Code	BH12005	BH12005	BH12005	BH12005	BH12005	BH12005	BH12005	BH12005	BH13002	BH13002	BH13002	BH13002	BH13009	BH13009	BH13009	BH13009	BH13009	BH13009
						Sampled_Date	14/01/2020	03/03/2020	18/03/2020	16/04/2020	19/05/2020	25/06/2020	25/06/2020	10/09/2020	24/10/2019	25/06/2020	16/09/2020	27/01/2021	14/11/2019	26/11/2019	14/01/2020	18/02/2020	17/03/2020	14/04/2020
						Sample_Depth	12.21	27	27	25	24	25	25	21.505	7.44	10	8.95	8.85	8.69	9.53	8.94	47	47	42
Chem_Group	**ChemName**	**output unit**	**EQL**	**UK Drinking Water Standards**	**UK Freshwater EQS**																			
Metals	Antimony	µg/L	4	5[#1]		-	<4	-	-	-	-	-	-	-	-	-	<4	-	-	-	<4	-	-
	Arsenic	µg/L	1	10[#1]	50[#2]	4	6.08	5.78	5.96	6.38	5.73	5.47 - 5.73	6.38	2	<2	2.71	2.2	2	-	<1	4.49	<20	<2
	Arsenic (Filtered)	µg/L	0.5	10[#1]	50[#2]	<1	4.88	4.94	4.95	5.57	5.93	5.88 - 5.93	5.79	2	1.75	1.58	1.65	1	-	<1	3.05	2.66	1.5
	Boron	µg/L	10	1000[#1]	2000[#3]	37	31.4	33.5	34.4	39.4	34.3	31 - 34.3	38.1	24	28.2	105	66.2	50	-	41	47.4	<200	43.1
	Boron (Filtered)	µg/L	10	1000[#1]	2000[#3]	-	<10	-	-	-	-	-	-	24	-	-	-	48	-	-	40.2	-	-
	Cadmium	µg/L	0.05	5[#1]	0.08[#4]	<0.05	<0.5	<0.5	<0.5	<0.5	<0.5	<0.5	<0.5	0.43 - 0.5	<0.5	<0.5	<0.5	<0.05	-	<0.05	<0.5	<5	<0.5
	Cadmium (Filtered)	µg/L	0.05	5[#1]	0.08[#4]	<0.05	<0.08	<0.08	<0.08	<0.08	<0.08	<0.08	<0.08	0.47 - 0.5	0.323	0.289	0.351	<0.05	-	<0.05	<0.08	<0.08	<0.08
	Chromium (hexavalent)	µg/L	10		3.4[#5]	-	-	-	-	-	-	-	-	<10	-	-	-	-	-	-	-	-	-
	Chromium (hexavalent) (Filtered)	µg/L	3		3.4[#5]	<10	<3	<3	<3	<3	<3	<3	<3	<10	17.3	<3	<15	<10	-	<10	<3	19.4	<3
	Chromium	µg/L	1	50[#1]	3.4[#6]	2	<3	<3	<3	<3	<3	<3	7.49	<1	<3	3.05	3.94	5	-	8	25.9	65.5	<3
	Chromium (Filtered)	µg/L	1	50[#1]	3.4[#6]	<1	<1	<1	<1	1.09	<1	<1	<1	<1	<1	<1	<1	6	-	<1	<1	<1	<1
	Chromium (Trivalent)	µg/L	10		4.7[#5]	-	-	-	-	-	-	-	-	-	-	-	-	-	-	-	-	-	-
	Chromium (Trivalent) (Filtered)	µg/L	3		4.7[#5]	<10	<3	<3	<3	<3	<3	<3	<3	<10	<3	<3	-	<10	-	<10	-	<3	<3
	Cobalt	µg/L	1		3[#7]	-	-	-	-	-	-	-	-	-	-	-	-	-	-	-	-	-	-
	Cobalt (Filtered)	µg/L	0.5		3[#7]	<1	1.32	1.3	1.68	0.605	1.92	1.92 - 2.15	1.89	22	8.28	7.12	6.72	1	-	<1	-	0.779	0.586
	Copper	µg/L	1	2000[#1]	1(bio)[#8]	5	8.68	4.39	2.7	19.3	1.25	1.1 - 1.25	2.13	<1	9.72	28.4	15.7	6	-	3	25.7	364	1.65
	Copper (Filtered)	µg/L	0.3	2000[#1]	1(bio)[#8]	4	8.31	-	<0.3	14.6	0.342	0.342 -	0.352	<1	5.84	13.4	7.04	2	-	4	<0.3	-	<0.3
	Iron	µg/L	10	200[#1]	1000[#2]	-	-	-	-	-	-	-	-	<10	-	-	-	-	-	-	-	-	-
	Iron (Filtered)	µg/L	10	200[#1]	1000[#2]	11	187	125	195	<19	218	218 - 244	227	<10	<19	21.3	<19	<10	-	84	228	303	473
	Lead	µg/L	1	10[#1]	1.2(bio)[#8]	-	-	-	-	-	-	-	-	1	-	-	-	-	-	-	-	-	-
	Lead (Filtered)	µg/L	0.2	10[#1]	1.2(bio)[#8]	<1	2.97	0.231	0.253	<0.2	<0.2	<0.2 - 0.32	<0.2	1	2.66	0.572	1.33	<1	-	<1	<0.2	0.224	<0.2
	Manganese	µg/L	1	50[#1]	123(bio)[#9]	66	77.8	74.3	69.3	70.9	65.6	64.3 - 65.6	66	432	365	373	360	90	-	95	80.6	870	97.8
	Manganese (Filtered)	µg/L	1	50[#1]	123(bio)[#9]	51	58.6	54.4	58.6	12.9	62.8	62.8 - 66.6	60.4	432	358	363	-	79	-	95	53.8	79.4	87.3
	Mercury	µg/L	0.02	1[#1]	0.07(MAC)[#10]	<0.05	0.0577	<0.02	0.0238	0.0465	<0.02	<0.02	<0.02	<0.05	0.0715	0.0229	<0.02	0.09	-	<0.05	0.091	0.333	<0.02
	Mercury (Filtered)	µg/L	0.01	1[#1]	0.07(MAC)[#10]	<0.05	<0.01	<0.01	<0.01	0.0124	<0.01	<0.01	<0.01	<0.05	0.014	<0.01	<0.01	<0.05	-	<0.05	<0.01	<0.01	<0.01
	Molybdenum	µg/L	9	70[#11]		-	<9	-	-	-	-	-	-	-	-	-	<9	-	-	-	<9	-	-
	Nickel	µg/L	1	20[#1]	4(bio)[#8]	4	5.1	5.1	5.22	5.1	4.76	4.76 - 5	5.73	55	31.7	29.4	29.8	4	-	3	10.6	92.8	9.91
	Nickel (Filtered)	µg/L	0.4	20[#1]	4(bio)[#8]	15	3.71	3.56	4.27	3.27	4.56	4.56 - 5.18	4.38	55	29.2	26.8	24	3	-	12	1.48	2.89	8.01
	Selenium	µg/L	1	10[#1]		<1	<1	<1	<1	<1	<1	<1	<1	9	5.52	5.16	5.91	2	-	<1	<1	<10	<1
	Selenium (Filtered)	µg/L	1	10[#1]		-	<1	-	-	-	-	-	-	9	-	-	-	2	-	-	<1	-	-
	Vanadium	µg/L	5		20[#12]	-	<5	-	-	-	-	-	-	-	-	-	<5	-	-	-	20.3	-	-
	Zinc	µg/L	1	3000[#13]	10.9(bio)[#8]	12	21.2	18.8	17	39.6	7.61	7.06 - 7.61	6.55	19	112	190	158	184	-	115	491	812	42.3
	Zinc (Filtered)	µg/L	1	3000[#13]	10.9(bio)[#8]	-	15.3	-	-	-	-	-	-	19	-	-	-	224	-	-	30.9	-	-
Inorganics	Alkalinity (Carbonate as CaCO3) (Filtered)	mg/L	15			-	-	-	-	-	-	-	-	-	-	-	-	-	-	-	-	-	-
	Total Hardness	mg/l	0.35			-	198	236	241	156	215	211 - 215	256	707	560	561	541	-	-	-	183	1380	195
	Total Hardness (Filtered)	mg/l	2			205	-	-	-	-	-	-	-	707	-	-	-	220	-	222	-	-	-
	Alkalinity (Bicarbonate as CaCO3)	mg/L	2			-	205	235	245	240	234	236	245	235	77.9	50	-	-	-	-	237	-	185
	Alkalinity (Bicarbonate as CaCO3) (Filtered)	mg/L	15			225	-	-	-	-	-	-	-	235	-	-	-	200	-	170	-	-	-
	Alkalinity (Bicarbonate) as HCO3	mg/L	2			-	250	-	299	293	<2	<2 - 288	299	-	95	61	-	-	-	-	289	1700	226
	Alkalinity (total) as CaCO3	mg/L	2			-	-	235	245	240	-	234 - 236	245	195	77.9	50	915	-	-	-	-	1470	185
	Alkalinity (total) as CaCO3 (Filtered)	mg/L	15			225 - 240	-	-	-	-	-	-	-	195	-	-	-	190	-	170	-	-	-
	Ammonia as N (Filtered)	mg/L	0.000036		0.6[#14]	-	-	-	-	-	-	-	-	-	-	-	-	-	-	-	-	-	-
	Ammoniacal Nitrogen as N	mg/L	0.02		0.6[#14]	-	-	-	-	-	-	-	-	<0.02	-	-	-	-	-	-	-	-	-
	Ammoniacal Nitrogen as N (Filtered)	mg/L	0.01		0.6[#14]	0.1	0.0915	0.143	0.103	0.0653	0.105	0.105 -	0.148	<0.02	0.119	-	-	0.04	-	0.08	0.0852	0.13	0.033
	Ammoniacal Nitrogen as NH3 (Filtered)	mg/L	0.01			-	-	-	-	-	-	-	-	-	-	-	0.174	-	-	-	-	-	-
	Calcium	mg/L	1			-	-	-	-	-	-	-	-	235	-	-	-	-	-	-	-	-	-
	Calcium (Filtered)	mg/L	0.2			72	56.7	71.8	77.6	51	80	80 - 81	80.9	235	185	182	-	68	-	68	41.3	49.7	57.3
	Chloride	mg/L	1	250[#1]	250[#3]	-	-	-	-	-	-	-	-	50	-	-	-	-	-	-	-	-	-
	Chloride (Filtered)	mg/L	1	250[#1]	250[#3]	14	11.4	15.1	15	14	15.6	14.7 - 15.6	15.9	50	49	52.2	-	40	-	33	35.6	35.5	34.6
	Cyanide (Free)	µg/L	5	50[#1]	1[#2]	-	-	-	-	-	-	-	-	<5	-	-	-	-	-	-	-	-	-
	Cyanide (Free) (Filtered)	µg/L	2.5	50[#1]	1[#2]	<5	<2.5	<2.5	<2.5	<2.5	<2.5	<2.5	-	<5	<2.5	<2.5	<2.5	<5	-	<5	<2.5	<2.5	<2.5
	Cyanide Total	µg/L	5	50[#1]	1[#2]	-	-	-	-	-	-	-	-	<5	-	-	-	-	-	-	-	-	-
	Cyanide Total (Filtered)	µg/L	5	50[#1]	1[#2]	<5	<5	<5	<5	<5	<5	<5	-	<5	<5	<5	<5	<5	-	<5	<5	<5	<5
	cyanides-complex (Filtered)	µg/L	5	50[#1]	1[#2]	-	<5	<5	<5	<5	<5	<5	-	-	<5	<5	<5	-	-	-	<5	<5	<5
	Fluoride	µg/L	100	1500[#1]	1000[#15]	-	-	-	-	-	-	-	-	<100	-	-	-	-	-	-	-	-	-
	Fluoride (Filtered)	µg/L	100	1500[#1]	1000[#15]	300	<500	<500	<500	<500	<500	<500	<500	<100	<500	-	-	770	-	800	811	689	839
	Magnesium	mg/L	1			-	-	-	-	-	-	-	-	30	-	-	-	-	-	-	-	-	-
	Magnesium (Filtered)	mg/L	0.036			6	4.92	5.66	6.8	4.38	6.09	6.09 - 6.36	6.05	30	27.4	30.5	-	12	-	13	10.1	10.6	11.8
	Nitrate (as N) (Filtered)	mg/L	0.022			0.025	-	-	-	-	-	-	-	-	-	-	-	-	-	0.044	-	-	-
	Nitrate (as NO3-)	mg/L	0.1	50(NO3)[#16]		-	-	-	-	-	-	-	-	293	-	-	-	-	-	-	-	-	-
	Nitrate (as NO3-) (Filtered)	mg/L	0.1	50(NO3)[#16]		-	7.8	<0.3	<0.3	2.16	<0.3	<0.3	0.499	293	19.9	253	-	<0.1	-	-	<0.3	<0.3	<0.3
	Phosphorus	µg/L	20			153	211	177	157	310	114	113 - 114	117	-	103	-	-	<20	-	35	257	1060	119
	Phosphorus (Filtered)	µg/L	10			109	212	116	102	209	99.2	99.2 - 106	96.3	-	89.5	-	-	<20	-	<20	126	109	80.3
	Potassium	mg/L	1.2			-	-	-	-	-	-	-	-	5	-	-	-	-	-	-	-	-	-
	Potassium (Filtered)	mg/L	0.2			4	10.3	6.01	5.29	12.4	5.37	5.37 - 5.56	5.55	5	6.86	9.15	-	9	-	7	7.18	6.91	7.63
	Sodium	mg/L	1	200[#1]		-	-	-	-	-	-	-	-	67	-	-	-	-	-	-	-	-	-
	Sodium (Filtered)	mg/L	0.076	200[#1]		24	35.2	23.2	22.8	47.4	20.3	20.3 - 20.7	21.9	67 - 67.4	60.8	82.4	-	36.8 - 37	-	27	60.6	47.5	52.2
	Sulphate	mg/L	1	250(SO4)[#17]	400[#3]	-	-	-	-	-	-	-	-	342	-	-	-	-	-	-	-	-	-
	Sulphate (Filtered)	mg/L	1	250(SO4)[#17]	400[#3]	20	20.9	20.1	21.4	20.4	20.4	19.9 - 20.4	20.7	342	344	329	-	81	-	82	52.7	50.8	64.3
PAH	Naphthalene	µg/L	0.01		2[#2]	-	0.0974	<0.01	0.0117	0.0434	0.032	0.0299 -	<1 - 0.0457	<0.01	0.0275	0.239	0.0547	-	-	-	0.154	0.134	0.482
	Naphthalene (Filtered)	µg/L	0.01		2[#2]	0.02	-	-	-	-	-	-	-	<0.01	-	-	-	0.02	-	0.13	-	-	-
	Acenaphthene	µg/L	0.005		No UK EQS	-	<0.005	<0.005	<0.005	<0.005	<0.01	<0.01	<0.005	<0.01	<0.01	<0.005	<0.01	-	-	-	<0.005	<0.025	<0.005
	Acenaphthene (Filtered)	µg/L	0.01		No UK EQS	<0.01	-	-	-	-	-	-	-	<0.01	-	-	-	0.09	-	<0.01	-	-	-
	Acenaphthylene	µg/L	0.005		No UK EQS	-	<0.005	<0.005	<0.005	<0.005	<0.01	<0.01	<0.005	<0.01	<0.01	<0.005	<0.01	-	-	-	<0.005	<0.025	<0.005
	Acenaphthylene (Filtered)	µg/L	0.01		No UK EQS	<0.01	-	-	-	-	-	-	-	<0.01	-	-	-	<0.01	-	<0.01	-	-	-
	Fluoranthene	µg/L	0.005		0.0063[#2]	-	0.0141	<0.005	0.0298	<0.005	<0.01	<0.01	<0.005	<0.01	<0.01	0.0233	<0.01	-	-	-	<0.005	0.235	<0.005
	Fluoranthene (Filtered)	µg/L	0.01		0.0063[#2]	0.03	-	-	-	-	-	-	-	<0.01	-	-	-	2.64	-	<0.01	-	-	-
	Anthracene	µg/L	0.005		0.1[#2]	-	<0.005	<0.005	<0.005	<0.005	<0.01	<0.01	<0.005	<0.01	<0.01	<0.005	<0.01	-	-	-	<0.005	0.0453	<0.005
	Anthracene (Filtered)	µg/L	0.01		0.1[#2]	<0.01	-	-	-	-	-	-	-	<0.01	-	-	-	0.28	-	<0.01	-	-	-
	Phenanthrene	µg/L	0.005		No UK EQS	-	<0.005	<0.005	0.0092	<0.005	<0.01	<0.01	<1 - 0.00605	<0.01	<0.01	0.0147	<0.01	-	-	-	<0.005	0.0921	<0.005
	Phenanthrene (Filtered)	µg/L	0.01		No UK EQS	0.01	-	-	-	-	-	-	-	<0.01	-	-	-	1.01	-	<0.01	-	-	-

					Investigation Phase	GI	GI	LTM	LTM	LTM	LTM	LTM	LTM	GI	LTM	LTM	LTM	GI	GI	LTM	LTM	LTM	LTM
					Location_Code	BH12005	BH12005	BH12005	BH12005	BH12005	BH12005	BH12005	BH12005	BH13002	BH13002	BH13002	BH13002	BH13009	BH13009	BH13009	BH13009	BH13009	BH13009
					Sampled_Date	14/01/2020	03/03/2020	18/03/2020	16/04/2020	19/05/2020	25/06/2020	25/06/2020	10/09/2020	24/10/2019	25/06/2020	16/09/2020	27/01/2021	14/11/2019	26/11/2019	14/01/2020	18/02/2020	17/03/2020	14/04/2020
					Sample_Depth	12.21	27	27	25	24	25	25	21.505	7.44	10	8.95	8.85	8.69	9.53	8.94	47	47	42
Chem_Group	**ChemName**	**output unit**	**EQL**	**UK Drinking Water Standards**	**UK Freshwater EQS**																		
	Fluorene	µg/L	0.005		No UK EQS	-	<0.005	<0.005	<0.005	<0.005	<0.01	<0.01	<0.005	<0.01	<0.01	0.00566	<0.01	-	-	-	<0.005	<0.025	<0.005
	Fluorene (Filtered)	µg/L	0.01		No UK EQS	<0.01	-	-	-	-	-	-	-	<0.01	-	-	-	0.08	-	<0.01	-	-	-
	Chrysene	µg/L	0.005		No UK EQS	-	<0.005	<0.005	0.0187	<0.005	<0.01	<0.01	<0.005	<0.01	<0.01	<0.005	<0.01	-	-	-	<0.005	0.124	<0.005
	Chrysene (Filtered)	µg/L	0.01		No UK EQS	0.02	-	-	-	-	-	-	-	<0.01	-	-	-	1.29	-	<0.01	-	-	-
	Pyrene	µg/L	0.005		No UK EQS	-	0.0154	<0.005	0.0269	<0.005	<0.01	<0.01	<0.005	<0.01	<0.01	0.0207	<0.01	-	-	-	0.00891	0.223	<0.005
	Pyrene (Filtered)	µg/L	0.01		No UK EQS	0.03	-	-	-	-	-	-	-	<0.01	-	-	-	1.84	-	<0.01	-	-	-
	Benzo(a)anthracene	µg/L	0.005		No UK EQS	-	<0.005	<0.005	<0.005	<0.005	<0.01	<0.01	<0.005	<0.01	<0.01	<0.005	<0.01	-	-	-	<0.005	0.0905	<0.005
	Benzo(a)anthracene (Filtered)	µg/L	0.01		No UK EQS	0.02	-	-	-	-	-	-	-	<0.01	-	-	-	1.14	-	<0.01	-	-	-
	Benzo(b)fluoranthene	µg/L	0.005	0.025[#18]	See BaP[#19]	-	<0.005	<0.005	0.0393	<0.005	<0.01	<0.01	<0.005	<0.01	<0.01	<0.005	<0.01	-	-	-	<0.005	0.259	<0.005
	Benzo(b)fluoranthene (Filtered)	µg/L	0.01	0.025[#18]	See BaP[#19]	0.03	-	-	-	-	-	-	-	<0.01	-	-	-	1.35	-	<0.01	-	-	-
	Benzo(k)fluoranthene	µg/L	0.005	0.025[#18]	See BaP[#19]	-	<0.005	<0.005	0.0114	<0.005	<0.01	<0.01	<0.005	<0.01	<0.01	<0.005	<0.01	-	-	-	<0.005	0.122	<0.005
	Benzo(k)fluoranthene (Filtered)	µg/L	0.01	0.025[#18]	See BaP[#19]	<0.01	-	-	-	-	-	-	-	<0.01	-	-	-	0.54	-	<0.01	-	-	-
	Benzo(a)pyrene	µg/L	0.002	0.01[#1]	0.00017[#19]	-	<0.002	<0.002	0.0206	<0.002	<0.004	<0.004	<0.002	<0.01	<0.004	<0.002	<0.004	-	-	-	<0.002	0.176	<0.002
	Benzo(a)pyrene (Filtered)	µg/L	0.01	0.01[#1]	0.00017[#19]	0.02	-	-	-	-	-	-	-	<0.01	-	-	-	0.92	-	<0.01	-	-	-
	Dibenz(a,h)anthracene	µg/L	0.005		No UK EQS	-	<0.005	<0.005	<0.005	<0.005	<0.01	<0.01	<0.005	<0.01	<0.01	<0.005	<0.01	-	-	-	<0.005	<0.025	<0.005
	Dibenz(a,h)anthracene (Filtered)	µg/L	0.01		No UK EQS	<0.01	-	-	-	-	-	-	-	<0.01	-	-	-	0.14	-	<0.01	-	-	-
	Benzo(g,h,i)perylene	µg/L	0.005	0.025[#18]	See BaP[#19]	-	<0.005	<0.005	0.0207	<0.005	<0.01	<0.01	<0.005	<0.01	<0.01	<0.005	0.0128	-	-	-	<0.005	0.113	<0.005
	Benzo(g,h,i)perylene (Filtered)	µg/L	0.01	0.025[#18]	See BaP[#19]	0.01	-	-	-	-	-	-	-	<0.01	-	-	-	0.52	-	<0.01	-	-	-
	Indeno(1,2,3-c,d)pyrene	µg/L	0.005	0.025[#18]	See BaP[#19]	-	<0.005	<0.005	0.0407	<0.005	<0.01	<0.01	<0.005	<0.01	<0.01	0.00882	<0.01	-	-	-	<0.005	<0.025	<0.005
	Indeno(1,2,3-c,d)pyrene (Filtered)	µg/L	0.01	0.025[#18]	See BaP[#19]	0.01	-	-	-	-	-	-	-	<0.01	-	-	-	0.68	-	<0.01	-	-	-
	PAH 16 Total	µg/L	0.01			-	0.127	<0.082	0.229	<0.082	<0.164	<0.164	<0.082	<0.01	<0.164	0.312	<0.164	-	-	-	0.163	1.61	0.482
	PAH 16 Total (Filtered)	µg/L	0.01			0.2	-	-	-	-	-	-	-	<0.01	-	-	-	12.5	-	0.13	-	-	-
TPH CWG	>C5-C6 Aliphatics	µg/L	1	See TPH	See TPH	-	<10	<10	<10	<10	<10	<10	<10	<1	<10	-	<10	-	-	-	<10	<10	<10
	>C5-C6 Aliphatics (Filtered)	µg/L	1	See TPH	See TPH	<1	-	-	-	-	-	-	-	<1	-	-	-	<1	-	<1	-	-	-
	>C6-C8 Aliphatics	µg/L	1	See TPH	See TPH	-	<10	<10	<10	<10	<10	<10	<10	<1	<10	-	<10	-	-	-	<10	<10	<10
	>C6-C8 Aliphatics (Filtered)	µg/L	1	See TPH	See TPH	<1	-	-	-	-	-	-	-	<1	-	-	-	<1	-	<1	-	-	-
	>C8-C10 Aliphatics	µg/L	5	See TPH	See TPH	-	<10	<10	<10	<10	<10	<10	<10	<5	<10	-	<10	-	-	-	<10	<10	<10
	>C8-C10 Aliphatics (Filtered)	µg/L	5	See TPH	See TPH	<5	-	-	-	-	-	-	-	<5	-	-	-	<5	-	<5	-	-	-
	>C10-C12 Aliphatics	µg/L	5	See TPH	See TPH	-	<10	<10	<10	<10	<10	<10	<10	<5	<10	-	<10	-	-	-	<10	<10	<10
	>C10-C12 Aliphatics (Filtered)	µg/L	5	See TPH	See TPH	<5	-	-	-	-	-	-	-	<5	-	-	-	<5	-	<5	-	-	-
	>C12-C16 Aliphatics	µg/L	5	See TPH	See TPH	-	<10	<10	<10	<10	<20	<20	<10	<5	<20	-	<20	-	-	-	<10	<50	<10
	>C12-C16 Aliphatics (Filtered)	µg/L	5	See TPH	See TPH	<5	-	-	-	-	-	-	-	<5	-	-	-	<5	-	<5	-	-	-
	>C16-C21 Aliphatics	µg/L	5	See TPH	See TPH	-	<10	<10	<10	<10	<20	<20	<10	6	<20	-	<20	-	-	-	<10	<50	<10
	>C16-C21 Aliphatics (Filtered)	µg/L	5	See TPH	See TPH	<5	-	-	-	-	-	-	-	6	-	-	-	<5	-	<5	-	-	-
	>C21-C35 Aliphatics	µg/L	5	See TPH	See TPH	-	<10	<10	<10	<10	<20	<20	<10	<5	<20	-	<20	-	-	-	<10	<50	<10
	>C21-C35 Aliphatics (Filtered)	µg/L	5	See TPH	See TPH	<5	-	-	-	-	-	-	-	<5	-	-	-	<5	-	<5	-	-	-
	>C16-C35 Aliphatics	µg/L	10			-	<10	<10	<10	<10	<20	<20	<10	-	<20	-	<20	-	-	-	<10	<50	<10
	Total >C5-C35 Aliphatics	µg/L	5	See TPH	See TPH	-	-	-	-	-	-	-	-	6	-	-	-	-	-	-	-	-	-
	Total >C5-C35 Aliphatics (Filtered)	µg/L	5	See TPH	See TPH	<5	-	-	-	-	-	-	-	6	-	-	-	<5	-	<5	-	-	-
	Total Aliphatics >C12-C35	µg/L	10			-	<10	<10	<10	<10	<20	<20	<10	-	<20	-	<20	-	-	-	<10	<50	<10
	>EC5-EC7 Aromatics	µg/L	1	See TPH	See TPH	-	-	-	-	-	-	-	-	<1	-	-	-	-	-	-	-	-	-
	>EC5-EC7 Aromatics (Filtered)	µg/L	1	See TPH	See TPH	<1	-	-	-	-	-	-	-	<1	-	-	-	<1	-	<1	-	-	-
	>EC6-EC7 Aromatics	µg/L	10			-	<10	<10	<10	<10	<10	<10	<10	-	<10	-	<10	-	-	-	<10	<10	<10
	>EC7-EC8 Aromatics	µg/L	1	See TPH	See TPH	-	<10	<10	<10	<10	<10	<10	<10	<1	<10	-	<10	-	-	-	<10	<10	<10
	>EC7-EC8 Aromatics (Filtered)	µg/L	1	See TPH	See TPH	<1	-	-	-	-	-	-	-	<1	-	-	-	2	-	<1	-	-	-
	>EC8-EC10 Aromatics	µg/L	5	See TPH	See TPH	-	<10	<10	<10	<10	<10	<10	<10	6	<10	-	<10	-	-	-	<10	<10	<10
	>EC8-EC10 Aromatics (Filtered)	µg/L	5	See TPH	See TPH	<5	-	-	-	-	-	-	-	6	-	-	-	<5	-	<5	-	-	-
	>EC10-EC12 Aromatics	µg/L	5	See TPH	See TPH	-	<10	<10	<10	<10	<10	<10	<10	<5	<10	-	<10	-	-	-	<10	<10	<10
	>EC10-EC12 Aromatics (Filtered)	µg/L	5	See TPH	See TPH	<5	-	-	-	-	-	-	-	<5	-	-	-	<5	-	11	-	-	-
	>EC12-EC16 Aromatics	µg/L	5	See TPH	See TPH	-	<10	<10	<10	<10	<20	<20	<10	14	77	-	<20	-	-	-	<10	<50	<10
	>EC12-EC16 Aromatics (Filtered)	µg/L	5	See TPH	See TPH	<5	-	-	-	-	-	-	-	14	-	-	-	<5	-	<5	-	-	-
	>EC16-EC21 Aromatics	µg/L	5	See TPH	See TPH	-	<10	<10	<10	<10	<20	<20	<10	42	204	-	<20	-	-	-	<10	<50	<10
	>EC16-EC21 Aromatics (Filtered)	µg/L	5	See TPH	See TPH	<5	-	-	-	-	-	-	-	42	-	-	-	<5	-	<5	-	-	-
	>EC21-EC35 Aromatics	µg/L	10	See TPH	See TPH	-	<10	<10	<10	<10	<20	<20	<10	11	370	-	<20	-	-	-	<10	<50	<10
	>EC21-EC35 Aromatics (Filtered)	µg/L	10	See TPH	See TPH	<10	-	-	-	-	-	-	-	11	-	-	-	<10	-	<10	-	-	-
	Total Aromatics >EC12-EC35	µg/L	10			-	<10	<10	<10	<10	<20	<20	<10	-	651	-	<20	-	-	-	<10	<50	<10
	Total >EC5-EC35 Aromatics	µg/L	10	See TPH	See TPH	-	-	-	-	-	-	-	-	72	-	-	-	-	-	-	-	-	-
	Total >EC5-EC35 Aromatics (Filtered)	µg/L	10	See TPH	See TPH	<10	-	-	-	-	-	-	-	72	-	-	-	<10	-	11	-	-	-
	TPH >C5-C35 Aliphatics/Aromatics	µg/L	10	I10[#20]	I50[#21]	-	<10	<10	<10	<10	<20	<20	<10	78	665	-	<10	-	-	-	<10	<10	<10
	TPH >C5-C35 Aliphatics/Aromatics (Filtered)	µg/L	10	I10[#20]	I50[#21]	<10	-	-	-	-	-	-	-	78	-	-	-	<10	-	11	-	-	-
TPH	>C5-C6	µg/L	10			-	-	-	-	-	-	-	<10	-	-	<10	-	-	-	-	-	-	-
	>C6-C7	µg/L	10			-	-	-	-	-	-	-	<10	-	-	<10	-	-	-	-	-	-	-
	>C7-C8	µg/L	10			-	-	-	-	-	-	-	<10	-	-	<10	-	-	-	-	-	-	-
	>C6-C8	µg/L	10			-	-	-	-	-	-	-	-	-	-	-	-	-	-	-	-	-	-
	>C6-C8 (Filtered)	µg/L	10			-	-	-	-	-	-	-	-	-	-	-	-	-	-	-	-	-	-
	>C8-C10	µg/L	5			-	-	-	-	-	-	-	<10	-	-	<10	-	-	-	-	-	-	-
	>C8-C10 (Filtered)	µg/L	5			-	-	-	-	-	-	-	-	-	-	-	-	-	-	-	-	-	-
	>C10-C12	µg/L	5			-	-	-	-	-	-	-	<10	-	-	<10	-	-	-	-	-	-	-
	>C10-C12 (Filtered)	µg/L	5			-	-	-	-	-	-	-	-	-	-	-	-	-	-	-	-	-	-
	>C12-C16	µg/L	10			-	-	-	-	-	-	-	<200	-	-	<100	-	-	-	-	-	-	-
	>C12-C16 (Filtered)	µg/L	10			-	-	-	-	-	-	-	-	-	-	-	-	-	-	-	-	-	-
	>C16-C21	µg/L	20			-	-	-	-	-	-	-	<200	-	-	<100	-	-	-	-	-	-	-
	>C16-C21 (Filtered)	µg/L	20			-	-	-	-	-	-	-	-	-	-	-	-	-	-	-	-	-	-
	>C21-C28	µg/L	100			-	-	-	-	-	-	-	<200	-	-	183	-	-	-	-	-	-	-
	>C28-C35	µg/L	100			-	-	-	-	-	-	-	<200	-	-	<100	-	-	-	-	-	-	-
	>C21-C40	µg/L	20			-	-	-	-	-	-	-	-	-	-	-	-	-	-	-	-	-	-
	>C21-C40 (Filtered)	µg/L	20			-	-	-	-	-	-	-	-	-	-	-	-	-	-	-	-	-	-
	>C35-C40	µg/L	100			-	-	-	-	-	-	-	<200	-	-	<100	-	-	-	-	-	-	-
	EPH >C10-40	µg/L	100			-	-	-	-	-	-	-	209	-	-	374	-	-	-	-	-	-	-
	Total EPH C6-40	µg/L	100			-	-	-	-	-	-	-	209	-	-	374	-	-	-	-	-	-	-
	GRO >C5-12	µg/L	50			-	<50	<50	<50	<50	<50	<50	<50	-	<50	<50	<50	-	-	-	<50	<50	<50

						Investigation Phase	GI	GI	LTM	LTM	LTM	LTM	LTM	LTM	GI	LTM	LTM	LTM	GI	GI	LTM	LTM	LTM	LTM
						Location_Code	BH12005	BH12005	BH12005	BH12005	BH12005	BH12005	BH12005	BH12005	BH13002	BH13002	BH13002	BH13002	BH13009	BH13009	BH13009	BH13009	BH13009	BH13009
						Sampled_Date	14/01/2020	03/03/2020	18/03/2020	16/04/2020	19/05/2020	25/06/2020	25/06/2020	10/09/2020	24/10/2019	25/06/2020	16/09/2020	27/01/2021	14/11/2019	26/11/2019	14/01/2020	18/02/2020	17/03/2020	14/04/2020
						Sample_Depth	12.21	27	27	25	24	25	25	21.505	7.44	10	8.95	8.85	8.69	9.53	8.94	47	47	42
Chem_Group	**ChemName**	**output unit**	**EQL**	**UK Drinking Water Standards**	**UK Freshwater EQS**																			
	Total Petroleum Hydrocarbons	µg/L	10	10[#20]	50[#21]	-	-	-	-	-	-	-	-	-	-	-	-	-	-	-	-	-	-
	Total Petroleum Hydrocarbons (Filtered)	µg/L	10	10[#20]	50[#21]	-	-	-	-	-	-	-	-	-	-	-	-	-	-	-	-	-	-
BTEX and MTBE	Benzene	µg/L	1	1[#1]	10[#2]	-	<7	<7	<7	<7	<7	<7	<7	<1	<7	<7	<7	-	-	-	<7	<7	<7
	Benzene (Filtered)	µg/L	1	1[#1]	10[#2]	<1	-	-	-	-	-	-	-	<1	-	-	-	<1	-	<1	-	-	-
	Toluene	µg/L	1	700[#22]	74[#2]	-	<4	<4	<4	<4	<4	<4	<4	<1	<4	<4	<4	-	-	-	<4	<4	<4
	Toluene (Filtered)	µg/L	1	700[#22]	74[#2]	<1	-	-	-	-	-	-	-	<1	-	-	-	2	-	<1	-	-	-
	Ethylbenzene	µg/L	1	300[#22]	20[#23]	-	<5	<5	<5	<5	<5	<5	<5	<1	<5	<5	<5	-	-	-	<5	<5	<5
	Ethylbenzene (Filtered)	µg/L	1	300[#22]	20[#23]	<1	-	-	-	-	-	-	-	<1	-	-	-	<1	-	<1	-	-	-
	Xylene (m & p)	µg/L	1	250[#24]	15[#25]	-	<8	<8	<8	<8	<8	<8	<8	<1	<8	<8	<8	-	-	-	<8	<8	<8
	Xylene (m & p) (Filtered)	µg/L	1	250[#24]	15[#25]	<1	-	-	-	-	-	-	-	<1	-	-	-	<1	-	<1	-	-	-
	Xylene (o)	µg/L	1	250[#24]	15[#25]	-	<3	<3	<3	<3	<3	<3	<3	<1	<3	<3	<3	-	-	-	<3	<3	<3
	Xylene (o) (Filtered)	µg/L	1	250[#24]	15[#25]	<1	-	-	-	-	-	-	-	<1	-	-	-	<1	-	<1	-	-	-
	Xylene Total	µg/L	2	500[#22]	30[#3]	-	<11	<11	<11	<11	<11	<11	<11	-	<11	<11	<11	-	-	-	<11	<11	<11
	MTBE	µg/L	1	15[#26]	15[#27]	-	<3	<3	<3	<3	<3	<3	<3	<1	<3	<3	<3	-	-	-	<3	<3	<3
	MTBE (Filtered)	µg/L	1	15[#26]	15[#27]	<1	-	-	-	-	-	-	-	<1	-	-	-	<1	-	<1	-	-	-
	Total BTEX	µg/L	28			-	<28	<28	<28	<28	<28	<28	<28	-	<28	<28	<28	-	-	-	<28	<28	<28
VOC	Styrene	µg/L	1		50[#3]	-	-	-	-	-	-	-	-	-	-	-	-	-	-	-	-	-	-
	Styrene (Filtered)	µg/L	1		50[#3]	-	-	-	-	-	-	-	-	-	-	-	-	-	-	-	-	-	-
	cis-1,3-dichloropropene	µg/L	1			-	-	-	-	-	-	-	-	-	-	-	-	-	-	-	-	-	-
	cis-1,3-dichloropropene (Filtered)	µg/L	1			-	-	-	-	-	-	-	-	-	-	-	-	-	-	-	-	-	-
	trans-1,3-dichloropropene	µg/L	1			-	-	-	-	-	-	-	-	-	-	-	-	-	-	-	-	-	-
	trans-1,3-dichloropropene (Filtered)	µg/L	1			-	-	-	-	-	-	-	-	-	-	-	-	-	-	-	-	-	-
	1,1,1,2-tetrachloroethane	µg/L	1		70[#28]	-	-	-	-	-	-	-	-	-	-	-	-	-	-	-	-	-	-
	1,1,1,2-tetrachloroethane (Filtered)	µg/L	1		70[#28]	-	-	-	-	-	-	-	-	-	-	-	-	-	-	-	-	-	-
	1,1,1-trichloroethane	µg/L	1	2000[#29]	100[#3]	-	-	-	-	-	-	-	-	-	-	-	-	-	-	-	-	-	-
	1,1,1-trichloroethane (Filtered)	µg/L	1	2000[#29]	100[#3]	-	-	-	-	-	-	-	-	-	-	-	-	-	-	-	-	-	-
	1,1,2,2-tetrachloroethane	µg/L	1		70[#28]	-	-	-	-	-	-	-	-	-	-	-	-	-	-	-	-	-	-
	1,1,2,2-tetrachloroethane (Filtered)	µg/L	1		70[#28]	-	-	-	-	-	-	-	-	-	-	-	-	-	-	-	-	-	-
	1,1,2-trichloroethane	µg/L	1		400[#3]	-	-	-	-	-	-	-	-	-	-	-	-	-	-	-	-	-	-
	1,1,2-trichloroethane (Filtered)	µg/L	1		400[#3]	-	-	-	-	-	-	-	-	-	-	-	-	-	-	-	-	-	-
	1,1-dichloroethane	µg/L	1	2.8[#30]		-	-	-	-	-	-	-	-	-	-	-	-	-	-	-	-	-	-
	1,1-dichloroethane (Filtered)	µg/L	1	2.8[#30]		-	-	-	-	-	-	-	-	-	-	-	-	-	-	-	-	-	-
	1,1-dichloroethene	µg/L	1	140[#31]		-	-	-	-	-	-	-	-	-	-	-	-	-	-	-	-	-	-
	1,1-dichloroethene (Filtered)	µg/L	1	140[#31]		-	-	-	-	-	-	-	-	-	-	-	-	-	-	-	-	-	-
	1,1-dichloropropene	µg/L	1			-	-	-	-	-	-	-	-	-	-	-	-	-	-	-	-	-	-
	1,1-dichloropropene (Filtered)	µg/L	1			-	-	-	-	-	-	-	-	-	-	-	-	-	-	-	-	-	-
	1,2,3-trichloropropane	µg/L	1			-	-	-	-	-	-	-	-	-	-	-	-	-	-	-	-	-	-
	1,2,3-trichloropropane (Filtered)	µg/L	1			-	-	-	-	-	-	-	-	-	-	-	-	-	-	-	-	-	-
	1,2,4-trimethylbenzene	µg/L	1			-	-	-	-	-	-	-	-	-	-	-	-	-	-	-	-	-	-
	1,2,4-trimethylbenzene (Filtered)	µg/L	1			-	-	-	-	-	-	-	-	-	-	-	-	-	-	-	-	-	-
	1,2-dibromo-3-chloropropane	µg/L	1			-	-	-	-	-	-	-	-	-	-	-	-	-	-	-	-	-	-
	1,2-dibromo-3-chloropropane (Filtered)	µg/L	2			-	-	-	-	-	-	-	-	-	-	-	-	-	-	-	-	-	-
	1,2-dibromoethane	µg/L	1			-	-	-	-	-	-	-	-	-	-	-	-	-	-	-	-	-	-
	1,2-dibromoethane (Filtered)	µg/L	1			-	-	-	-	-	-	-	-	-	-	-	-	-	-	-	-	-	-
	1,2-dichloroethane	µg/L	1	3[#1]	10[#2]	-	-	-	-	-	-	-	-	-	-	-	-	-	-	-	-	-	-
	1,2-dichloroethane (Filtered)	µg/L	2	3[#1]	10[#2]	-	-	-	-	-	-	-	-	-	-	-	-	-	-	-	-	-	-
	1,2-dichloropropane	µg/L	1			-	-	-	-	-	-	-	-	-	-	-	-	-	-	-	-	-	-
	1,2-dichloropropane (Filtered)	µg/L	1			-	-	-	-	-	-	-	-	-	-	-	-	-	-	-	-	-	-
	1,3,5-trimethylbenzene	µg/L	1			-	-	-	-	-	-	-	-	-	-	-	-	-	-	-	-	-	-
	1,3,5-trimethylbenzene (Filtered)	µg/L	1			-	-	-	-	-	-	-	-	-	-	-	-	-	-	-	-	-	-
	1,3-dichloropropane	µg/L	1			-	-	-	-	-	-	-	-	-	-	-	-	-	-	-	-	-	-
	1,3-dichloropropane (Filtered)	µg/L	1			-	-	-	-	-	-	-	-	-	-	-	-	-	-	-	-	-	-
	2,2-dichloropropane	µg/L	1			-	-	-	-	-	-	-	-	-	-	-	-	-	-	-	-	-	-
	2,2-dichloropropane (Filtered)	µg/L	1			-	-	-	-	-	-	-	-	-	-	-	-	-	-	-	-	-	-
	2-chlorotoluene	µg/L	1			-	-	-	-	-	-	-	-	-	-	-	-	-	-	-	-	-	-
	2-chlorotoluene (Filtered)	µg/L	1			-	-	-	-	-	-	-	-	-	-	-	-	-	-	-	-	-	-
	4-chlorotoluene	µg/L	1			-	-	-	-	-	-	-	-	-	-	-	-	-	-	-	-	-	-
	4-chlorotoluene (Filtered)	µg/L	1			-	-	-	-	-	-	-	-	-	-	-	-	-	-	-	-	-	-
	Bromobenzene	µg/L	1			-	-	-	-	-	-	-	-	-	-	-	-	-	-	-	-	-	-
	Bromobenzene (Filtered)	µg/L	1			-	-	-	-	-	-	-	-	-	-	-	-	-	-	-	-	-	-
	Bromochloromethane	µg/L	1			-	-	-	-	-	-	-	-	-	-	-	-	-	-	-	-	-	-
	Bromochloromethane (Filtered)	µg/L	5			-	-	-	-	-	-	-	-	-	-	-	-	-	-	-	-	-	-
	Bromodichloromethane	µg/L	1	25[#32]		-	-	-	-	-	-	-	-	-	-	-	-	-	-	-	-	-	-
	Bromodichloromethane (Filtered)	µg/L	10	25[#32]		-	-	-	-	-	-	-	-	-	-	-	-	-	-	-	-	-	-
	Bromoform	µg/L	1	25[#32]		-	-	-	-	-	-	-	-	-	-	-	-	-	-	-	-	-	-
	Bromoform (Filtered)	µg/L	1	25[#32]		-	-	-	-	-	-	-	-	-	-	-	-	-	-	-	-	-	-
	Bromomethane	µg/L	1			-	-	-	-	-	-	-	-	-	-	-	-	-	-	-	-	-	-
	Bromomethane (Filtered)	µg/L	1			-	-	-	-	-	-	-	-	-	-	-	-	-	-	-	-	-	-
	Carbon disulfide	µg/L	1			-	-	-	-	-	-	-	-	-	-	-	-	-	-	-	-	-	-
	Carbon disulfide (Filtered)	µg/L	1			-	-	-	-	-	-	-	-	-	-	-	-	-	-	-	-	-	-
	Carbon tetrachloride	µg/L	1	3[#1]	12[#2]	-	-	-	-	-	-	-	-	-	-	-	-	-	-	-	-	-	-
	Carbon tetrachloride (Filtered)	µg/L	1	3[#1]	12[#2]	-	-	-	-	-	-	-	-	-	-	-	-	-	-	-	-	-	-
	Chlorodibromomethane	µg/L	1	25[#32]		-	-	-	-	-	-	-	-	-	-	-	-	-	-	-	-	-	-
	Chlorodibromomethane (Filtered)	µg/L	3	25[#32]		-	-	-	-	-	-	-	-	-	-	-	-	-	-	-	-	-	-
	Chloroethane	µg/L	1			-	-	-	-	-	-	-	-	-	-	-	-	-	-	-	-	-	-
	Chloroethane (Filtered)	µg/L	1			-	-	-	-	-	-	-	-	-	-	-	-	-	-	-	-	-	-
	Chloroform	µg/L	1	25[#32]	2.5[#2]	-	-	-	-	-	-	-	-	-	-	-	-	-	-	-	-	-	-
	Chloroform (Filtered)	µg/L	1	25[#32]	2.5[#2]	-	-	-	-	-	-	-	-	-	-	-	-	-	-	-	-	-	-
	Chloromethane	µg/L	1			-	-	-	-	-	-	-	-	-	-	-	-	-	-	-	-	-	-
	Chloromethane (Filtered)	µg/L	10			-	-	-	-	-	-	-	-	-	-	-	-	-	-	-	-	-	-
	cis-1,2-dichloroethene	µg/L	1	25[#33]		-	-	-	-	-	-	-	-	-	-	-	-	-	-	-	-	-	-

						Investigation Phase	GI	GI	LTM	LTM	LTM	LTM	LTM	LTM	GI	LTM	LTM	LTM	GI	GI	LTM	LTM	LTM	LTM
						Location_Code	BH12005	BH12005	BH12005	BH12005	BH12005	BH12005	BH12005	BH12005	BH13002	BH13002	BH13002	BH13002	BH13009	BH13009	BH13009	BH13009	BH13009	BH13009
						Sampled_Date	14/01/2020	03/03/2020	18/03/2020	16/04/2020	19/05/2020	25/06/2020	25/06/2020	10/09/2020	24/10/2019	25/06/2020	16/09/2020	27/01/2021	14/11/2019	26/11/2019	14/01/2020	18/02/2020	17/03/2020	14/04/2020
						Sample_Depth	12.21	27	27	25	24	25	25	21.505	7.44	10	8.95	8.85	8.69	9.53	8.94	47	47	42
Chem_Group	**ChemName**	**output unit**	**EQL**	**UK Drinking Water Standards**	**UK Freshwater EQS**																			
	cis-1,2-dichloroethene (Filtered)	µg/L	1	25[#33]		-	-	-	-	-	-	-	-	-	-	-	-	-	-	-	-	-	-
	Dibromomethane	µg/L	1			-	-	-	-	-	-	-	-	-	-	-	-	-	-	-	-	-	-
	Dibromomethane (Filtered)	µg/L	1			-	-	-	-	-	-	-	-	-	-	-	-	-	-	-	-	-	-
	Dichlorodifluoromethane	µg/L	1			-	-	-	-	-	-	-	-	-	-	-	-	-	-	-	-	-	-
	Dichlorodifluoromethane (Filtered)	µg/L	1			-	-	-	-	-	-	-	-	-	-	-	-	-	-	-	-	-	-
	Dichloromethane	µg/L	3		20[#2]	-	-	-	-	-	-	-	-	-	-	-	-	-	-	-	-	-	-
	Dichloromethane (Filtered)	µg/L	5		20[#2]	-	-	-	-	-	-	-	-	-	-	-	-	-	-	-	-	-	-
	Isopropylbenzene	µg/L	1			-	-	-	-	-	-	-	-	-	-	-	-	-	-	-	-	-	-
	Isopropylbenzene (Filtered)	µg/L	1			-	-	-	-	-	-	-	-	-	-	-	-	-	-	-	-	-	-
	n-butylbenzene	µg/L	1			-	-	-	-	-	-	-	-	-	-	-	-	-	-	-	-	-	-
	n-butylbenzene (Filtered)	µg/L	1			-	-	-	-	-	-	-	-	-	-	-	-	-	-	-	-	-	-
	n-propylbenzene	µg/L	1			-	-	-	-	-	-	-	-	-	-	-	-	-	-	-	-	-	-
	n-propylbenzene (Filtered)	µg/L	1			-	-	-	-	-	-	-	-	-	-	-	-	-	-	-	-	-	-
	p-isopropyltoluene	µg/L	1			-	-	-	-	-	-	-	-	-	-	-	-	-	-	-	-	-	-
	p-isopropyltoluene (Filtered)	µg/L	1			-	-	-	-	-	-	-	-	-	-	-	-	-	-	-	-	-	-
	sec-butylbenzene	µg/L	1			-	-	-	-	-	-	-	-	-	-	-	-	-	-	-	-	-	-
	sec-butylbenzene (Filtered)	µg/L	1			-	-	-	-	-	-	-	-	-	-	-	-	-	-	-	-	-	-
	Trichloroethene	µg/L	1	5[#34]	10[#2]	-	-	-	-	-	-	-	-	-	-	-	-	-	-	-	-	-	-
	Trichloroethene (Filtered)	µg/L	1	5[#34]	10[#2]	-	-	-	-	-	-	-	-	-	-	-	-	-	-	-	-	-	-
	tert-butylbenzene	µg/L	1			-	-	-	-	-	-	-	-	-	-	-	-	-	-	-	-	-	-
	tert-butylbenzene (Filtered)	µg/L	2			-	-	-	-	-	-	-	-	-	-	-	-	-	-	-	-	-	-
	Tetrachloroethene	µg/L	1	5[#34]	10[#2]	-	-	-	-	-	-	-	-	-	-	-	-	-	-	-	-	-	-
	Tetrachloroethene (Filtered)	µg/L	1	5[#34]	10[#2]	-	-	-	-	-	-	-	-	-	-	-	-	-	-	-	-	-	-
	trans-1,2-dichloroethene	µg/L	1	25[#33]		-	-	-	-	-	-	-	-	-	-	-	-	-	-	-	-	-	-
	trans-1,2-dichloroethene (Filtered)	µg/L	1	25[#33]		-	-	-	-	-	-	-	-	-	-	-	-	-	-	-	-	-	-
	Trichlorofluoromethane	µg/L	1			-	-	-	-	-	-	-	-	-	-	-	-	-	-	-	-	-	-
	Trichlorofluoromethane (Filtered)	µg/L	1			-	-	-	-	-	-	-	-	-	-	-	-	-	-	-	-	-	-
	Vinyl chloride	µg/L	1	0.5[#1]		-	-	-	-	-	-	-	-	-	-	-	-	-	-	-	-	-	-
	Vinyl chloride (Filtered)	µg/L	1	0.5[#1]		-	-	-	-	-	-	-	-	-	-	-	-	-	-	-	-	-	-
	tert-Amyl methyl ether	µg/L	1			-	-	-	-	-	-	-	-	-	-	-	-	-	-	-	-	-	-
VOC/SVOC	1,2,3-trichlorobenzene	µg/L	0.01		0.13[#35]	-	-	-	-	-	-	-	-	-	-	-	-	-	-	-	-	-	-
	1,2,3-trichlorobenzene (Filtered)	µg/L	0.01		0.13[#35]	-	-	-	-	-	-	-	-	-	-	-	-	-	-	-	-	-	-
	1,2,4-trichlorobenzene	µg/L	0.01		0.13[#35]	-	-	-	-	-	-	-	<1	-	-	-	-	-	-	-	-	-	-
	1,2,4-trichlorobenzene (Filtered)	µg/L	0.01		0.13[#35]	-	-	-	-	-	-	-	-	-	-	-	-	-	-	-	-	-	-
	1,2-dichlorobenzene	µg/L	1		6.7[#36]	-	-	-	-	-	-	-	<1	-	-	-	-	-	-	-	-	-	-
	1,2-dichlorobenzene (Filtered)	µg/L	1		6.7[#36]	-	-	-	-	-	-	-	-	-	-	-	-	-	-	-	-	-	-
	1,3,5-Trichlorobenzene	µg/L	0.01		0.13[#35]	-	-	-	-	-	-	-	-	-	-	-	-	-	-	-	-	-	-
	1,3,5-Trichlorobenzene (Filtered)	µg/L	0.01		0.13[#35]	-	-	-	-	-	-	-	-	-	-	-	-	-	-	-	-	-	-
	1,3-dichlorobenzene	µg/L	1		6.7[#36]	-	-	-	-	-	-	-	<1	-	-	-	-	-	-	-	-	-	-
	1,3-dichlorobenzene (Filtered)	µg/L	1		6.7[#36]	-	-	-	-	-	-	-	-	-	-	-	-	-	-	-	-	-	-
	1,4-dichlorobenzene	µg/L	1		6.7[#36]	-	-	-	-	-	-	-	<1	-	-	-	-	-	-	-	-	-	-
	1,4-dichlorobenzene (Filtered)	µg/L	1		6.7[#36]	-	-	-	-	-	-	-	-	-	-	-	-	-	-	-	-	-	-
	Chlorobenzene	µg/L	1	100[#37]		-	-	-	-	-	-	-	-	-	-	-	-	-	-	-	-	-	-
	Chlorobenzene (Filtered)	µg/L	1	100[#37]		-	-	-	-	-	-	-	-	-	-	-	-	-	-	-	-	-	-
	Hexachlorobutadiene	µg/L	0.01		0.6(MAC)[#10]	-	-	-	-	-	-	-	<1	-	-	-	-	-	-	-	-	-	-
	Hexachlorobutadiene (Filtered)	µg/L	0.01		0.6(MAC)[#10]	-	-	-	-	-	-	-	-	-	-	-	-	-	-	-	-	-	-
SVOC	4-bromophenyl phenyl ether	µg/L	1			-	-	-	-	-	-	-	<1	-	-	-	-	-	-	-	-	-	-
	4-bromophenyl phenyl ether (Filtered)	µg/L	1			-	-	-	-	-	-	-	-	-	-	-	-	-	-	-	-	-	-
	4-nitroaniline	µg/L	1			-	-	-	-	-	-	-	<1	-	-	-	-	-	-	-	-	-	-
	4-nitrophenol	µg/L	1			-	-	-	-	-	-	-	<1	-	-	-	-	-	-	-	-	-	-
	4-nitrophenol (Filtered)	µg/L	1			-	-	-	-	-	-	-	-	-	-	-	-	-	-	-	-	-	-
	Perylene (Filtered)	µg/L	1			-	-	-	-	-	-	-	-	-	-	-	-	-	-	-	-	-	-
	2,4,5-trichlorophenol	µg/L	1			-	-	-	-	-	-	-	<1	-	-	-	-	-	-	-	-	-	-
	2,4,5-trichlorophenol (Filtered)	µg/L	1			-	-	-	-	-	-	-	-	-	-	-	-	-	-	-	-	-	-
	2,4,6-trichlorophenol	µg/L	1			-	-	-	-	-	-	-	<1	-	-	-	-	-	-	-	-	-	-
	2,4,6-trichlorophenol (Filtered)	µg/L	1			-	-	-	-	-	-	-	-	-	-	-	-	-	-	-	-	-	-
	2,4-dichlorophenol	µg/L	1		4.2[#2]	-	-	-	-	-	-	-	<1	-	-	-	-	-	-	-	-	-	-
	2,4-dichlorophenol (Filtered)	µg/L	1		4.2[#2]	-	-	-	-	-	-	-	-	-	-	-	-	-	-	-	-	-	-
	2,4-dimethylphenol	µg/L	1			-	-	-	-	-	-	-	<1	-	-	-	-	-	-	-	-	-	-
	2,4-dimethylphenol (Filtered)	µg/L	1			-	-	-	-	-	-	-	-	-	-	-	-	-	-	-	-	-	-
	2,4-dinitrotoluene	µg/L	1			-	-	-	-	-	-	-	<1	-	-	-	-	-	-	-	-	-	-
	2,4-dinitrotoluene (Filtered)	µg/L	1			-	-	-	-	-	-	-	-	-	-	-	-	-	-	-	-	-	-
	2,6-dinitrotoluene	µg/L	1			-	-	-	-	-	-	-	<1	-	-	-	-	-	-	-	-	-	-
	2,6-dinitrotoluene (Filtered)	µg/L	1			-	-	-	-	-	-	-	-	-	-	-	-	-	-	-	-	-	-
	2-chloronaphthalene	µg/L	1			-	-	-	-	-	-	-	<1	-	-	-	-	-	-	-	-	-	-
	2-chloronaphthalene (Filtered)	µg/L	1			-	-	-	-	-	-	-	-	-	-	-	-	-	-	-	-	-	-
	2-chlorophenol	µg/L	1		50[#3]	-	-	-	-	-	-	-	<1	-	-	-	-	-	-	-	-	-	-
	2-chlorophenol (Filtered)	µg/L	1		50[#3]	-	-	-	-	-	-	-	-	-	-	-	-	-	-	-	-	-	-
	2-methylnaphthalene	µg/L	1			-	-	-	-	-	-	-	<1	-	-	-	-	-	-	-	-	-	-
	2-methylnaphthalene (Filtered)	µg/L	1			-	-	-	-	-	-	-	-	-	-	-	-	-	-	-	-	-	-
	2-methylphenol	µg/L	1			-	-	-	-	-	-	-	<1	-	-	-	-	-	-	-	-	-	-
	2-methylphenol (Filtered)	µg/L	1			-	-	-	-	-	-	-	-	-	-	-	-	-	-	-	-	-	-
	2-nitroaniline	µg/L	1			-	-	-	-	-	-	-	<1	-	-	-	-	-	-	-	-	-	-
	2-nitrophenol	µg/L	1			-	-	-	-	-	-	-	<1	-	-	-	-	-	-	-	-	-	-
	2-nitrophenol (Filtered)	µg/L	1			-	-	-	-	-	-	-	-	-	-	-	-	-	-	-	-	-	-
	3-nitroaniline	µg/L	1			-	-	-	-	-	-	-	<1	-	-	-	-	-	-	-	-	-	-
	4,6-Dinitro-2-methylphenol	µg/L				-	-	-	-	-	-	-	-	-	-	-	-	-	-	-	-	-	-
	4-chloro-3-methylphenol	µg/L	1		40[#3]	-	-	-	-	-	-	-	<1	-	-	-	-	-	-	-	-	-	-
	4-chloro-3-methylphenol (Filtered)	µg/L	1		40[#3]	-	-	-	-	-	-	-	-	-	-	-	-	-	-	-	-	-	-
	4-chloroaniline	µg/L	1			-	-	-	-	-	-	-	<1	-	-	-	-	-	-	-	-	-	-
	4-chlorophenyl phenyl ether	µg/L	1			-	-	-	-	-	-	-	<1	-	-	-	-	-	-	-	-	-	-

						Investigation Phase	GI	GI	LTM	LTM	LTM	LTM	LTM	LTM	GI	LTM	LTM	LTM	GI	GI	LTM	LTM	LTM	LTM
						Location_Code	BH12005	BH12005	BH12005	BH12005	BH12005	BH12005	BH12005	BH12005	BH13002	BH13002	BH13002	BH13002	BH13009	BH13009	BH13009	BH13009	BH13009	BH13009
						Sampled_Date	14/01/2020	03/03/2020	18/03/2020	16/04/2020	19/05/2020	25/06/2020	25/06/2020	10/09/2020	24/10/2019	25/06/2020	16/09/2020	27/01/2021	14/11/2019	26/11/2019	14/01/2020	18/02/2020	17/03/2020	14/04/2020
						Sample_Depth	12.21	27	27	25	24	25	25	21.505	7.44	10	8.95	8.85	8.69	9.53	8.94	47	47	42
Chem_Group	**ChemName**	**output unit**	**EQL**	**UK Drinking Water Standards**	**UK Freshwater EQS**																			
	4-methylphenol	µg/L	1			-	-	-	-	-	-	-	<1	-	-	-	-	-	-	-	-	-	-
	Azobenzene	µg/L	1			-	-	-	-	-	-	-	<1	-	-	-	-	-	-	-	-	-	-
	Bis(2-chloroethoxy) methane	µg/L	1			-	-	-	-	-	-	-	<1	-	-	-	-	-	-	-	-	-	-
	Bis(2-chloroethoxy) methane (Filtered)	µg/L	1			-	-	-	-	-	-	-	-	-	-	-	-	-	-	-	-	-	-
	Bis(2-chloroethyl)ether	µg/L	1			-	-	-	-	-	-	-	<1	-	-	-	-	-	-	-	-	-	-
	Bis(2-chloroethyl)ether (Filtered)	µg/L	1			-	-	-	-	-	-	-	-	-	-	-	-	-	-	-	-	-	-
	Bis(2-chloroisopropyl) ether (Filtered)	µg/L	1			-	-	-	-	-	-	-	-	-	-	-	-	-	-	-	-	-	-
	Bis(2-ethylhexyl) phthalate	µg/L	2		1.3[#2]	-	-	-	-	-	-	-	<2	-	-	-	-	-	-	-	-	-	-
	Bis(2-ethylhexyl) phthalate (Filtered)	µg/L	10		1.3[#2]	-	-	-	-	-	-	-	-	-	-	-	-	-	-	-	-	-	-
	Butyl benzyl phthalate	µg/L	1		7.5[#2]	-	-	-	-	-	-	-	<1	-	-	-	-	-	-	-	-	-	-
	Butyl benzyl phthalate (Filtered)	µg/L	1		7.5[#2]	-	-	-	-	-	-	-	-	-	-	-	-	-	-	-	-	-	-
	Carbazole	µg/L	1			-	-	-	-	-	-	-	<1	-	-	-	-	-	-	-	-	-	-
	Carbazole (Filtered)	µg/L	1			-	-	-	-	-	-	-	-	-	-	-	-	-	-	-	-	-	-
	Dibenzofuran	µg/L	1			-	-	-	-	-	-	-	<1	-	-	-	-	-	-	-	-	-	-
	Dibenzofuran (Filtered)	µg/L	1			-	-	-	-	-	-	-	-	-	-	-	-	-	-	-	-	-	-
	Diethylphthalate	µg/L	1		200[#3]	-	-	-	-	-	-	-	<1	-	-	-	-	-	-	-	-	-	-
	Diethylphthalate (Filtered)	µg/L	1		200[#3]	-	-	-	-	-	-	-	-	-	-	-	-	-	-	-	-	-	-
	Dimethyl phthalate	µg/L	1		800[#3]	-	-	-	-	-	-	-	<1	-	-	-	-	-	-	-	-	-	-
	Dimethyl phthalate (Filtered)	µg/L	1		800[#3]	-	-	-	-	-	-	-	-	-	-	-	-	-	-	-	-	-	-
	Di-n-butyl phthalate	µg/L	1		8[#3]	-	-	-	-	-	-	-	<1	-	-	-	-	-	-	-	-	-	-
	Di-n-butyl phthalate (Filtered)	µg/L	1		8[#3]	-	-	-	-	-	-	-	-	-	-	-	-	-	-	-	-	-	-
	Di-n-octyl phthalate	µg/L	5		20[#3]	-	-	-	-	-	-	-	<5	-	-	-	-	-	-	-	-	-	-
	Di-n-octyl phthalate (Filtered)	µg/L	10		20[#3]	-	-	-	-	-	-	-	-	-	-	-	-	-	-	-	-	-	-
	Hexachlorobenzene	µg/L	0.01		0.05(MAC)[#10]	-	-	-	-	-	-	-	<1	-	-	-	-	-	-	-	-	-	-
	Hexachlorobenzene (Filtered)	µg/L	0.01		0.05(MAC)[#10]	-	-	-	-	-	-	-	-	-	-	-	-	-	-	-	-	-	-
	Hexachlorocyclopentadiene	µg/L	1			-	-	-	-	-	-	-	<1	-	-	-	-	-	-	-	-	-	-
	Hexachlorocyclopentadiene (Filtered)	µg/L	1			-	-	-	-	-	-	-	-	-	-	-	-	-	-	-	-	-	-
	Hexachloroethane	µg/L	1			-	-	-	-	-	-	-	<1	-	-	-	-	-	-	-	-	-	-
	Hexachloroethane (Filtered)	µg/L	1			-	-	-	-	-	-	-	-	-	-	-	-	-	-	-	-	-	-
	Isophorone	µg/L	1			-	-	-	-	-	-	-	<1	-	-	-	-	-	-	-	-	-	-
	Isophorone (Filtered)	µg/L	1			-	-	-	-	-	-	-	-	-	-	-	-	-	-	-	-	-	-
	Nitrobenzene	µg/L	1			-	-	-	-	-	-	-	<1	-	-	-	-	-	-	-	-	-	-
	Nitrobenzene (Filtered)	µg/L	1			-	-	-	-	-	-	-	-	-	-	-	-	-	-	-	-	-	-
	N-nitrosodi-n-propylamine	µg/L	1			-	-	-	-	-	-	-	<1	-	-	-	-	-	-	-	-	-	-
	N-nitrosodi-n-propylamine (Filtered)	µg/L	1			-	-	-	-	-	-	-	-	-	-	-	-	-	-	-	-	-	-
	Pentachlorobenzene	µg/L	0.01		0.007[#2]	-	-	-	-	-	-	-	-	-	-	-	-	-	-	-	-	-	-
	Pentachlorobenzene (Filtered)	µg/L	0.01		0.007[#2]	-	-	-	-	-	-	-	-	-	-	-	-	-	-	-	-	-	-
	Pentachloronitrobenzene	µg/L	0.01			-	-	-	-	-	-	-	-	-	-	-	-	-	-	-	-	-	-
	Pentachloronitrobenzene (Filtered)	µg/L	0.01			-	-	-	-	-	-	-	-	-	-	-	-	-	-	-	-	-	-
	Pentachlorophenol	µg/L	1		0.4[#2]	-	-	-	-	-	-	-	<1	-	-	-	-	-	-	-	-	-	-
	Pentachlorophenol (Filtered)	µg/L	0.02		0.4[#2]	-	-	-	-	-	-	-	-	-	-	-	-	-	-	-	-	-	-
PCB	Heptachlorobiphenyl, 2,3,3,4,4,5,5- (PCB 189)	µg/L	0.015			-	-	-	-	-	-	-	-	-	-	-	-	-	-	-	-	-	-
	Heptachlorobiphenyl, 2,3,3,4,4,5,5- (PCB 189) (Filtered)	µg/L	0.001			-	-	-	-	-	-	-	-	-	-	-	-	-	-	-	-	-	-
	Hexachlorobiphenyl, 2,3,3,4,4,5- (PCB 156)	µg/L	0.015			-	-	-	-	-	-	-	-	-	-	-	-	-	-	-	-	-	-
	Hexachlorobiphenyl, 2,3,3,4,4,5- (PCB 156) (Filtered)	µg/L	0.001			-	-	-	-	-	-	-	-	-	-	-	-	-	-	-	-	-	-
	Hexachlorobiphenyl, 2,3,3,4,4,5- (PCB 157)	µg/L	0.015			-	-	-	-	-	-	-	-	-	-	-	-	-	-	-	-	-	-
	Hexachlorobiphenyl, 2,3,3,4,4,5- (PCB 157) (Filtered)	µg/L	0.001			-	-	-	-	-	-	-	-	-	-	-	-	-	-	-	-	-	-
	Hexachlorobiphenyl, 2,3,4,4,5,5- (PCB 167)	µg/L	0.015			-	-	-	-	-	-	-	-	-	-	-	-	-	-	-	-	-	-
	Hexachlorobiphenyl, 2,3,4,4,5,5- (PCB 167) (Filtered)	µg/L	0.001			-	-	-	-	-	-	-	-	-	-	-	-	-	-	-	-	-	-
	Hexachlorobiphenyl, 3,3,4,4,5,5- (PCB 169)	µg/L	0.015			-	-	-	-	-	-	-	-	-	-	-	-	-	-	-	-	-	-
	Hexachlorobiphenyl, 3,3,4,4,5,5- (PCB 169) (Filtered)	µg/L	0.001			-	-	-	-	-	-	-	-	-	-	-	-	-	-	-	-	-	-
	PCB 101	µg/L	0.015			-	-	-	-	-	-	-	-	-	-	-	-	-	-	-	-	-	-
	PCB 101 (Filtered)	µg/L	0.001			-	-	-	-	-	-	-	-	-	-	-	-	-	-	-	-	-	-
	PCB 118	µg/L	0.015			-	-	-	-	-	-	-	-	-	-	-	-	-	-	-	-	-	-
	PCB 118 (Filtered)	µg/L	0.002			-	-	-	-	-	-	-	-	-	-	-	-	-	-	-	-	-	-
	PCB 138	µg/L	0.015			-	-	-	-	-	-	-	-	-	-	-	-	-	-	-	-	-	-
	PCB 138 (Filtered)	µg/L	0.001			-	-	-	-	-	-	-	-	-	-	-	-	-	-	-	-	-	-
	PCB 153	µg/L	0.015			-	-	-	-	-	-	-	-	-	-	-	-	-	-	-	-	-	-
	PCB 153 (Filtered)	µg/L	0.001			-	-	-	-	-	-	-	-	-	-	-	-	-	-	-	-	-	-
	PCB 180	µg/L	0.015			-	-	-	-	-	-	-	-	-	-	-	-	-	-	-	-	-	-
	PCB 180 (Filtered)	µg/L	0.001			-	-	-	-	-	-	-	-	-	-	-	-	-	-	-	-	-	-
	PCB 28	µg/L	0.015			-	-	-	-	-	-	-	-	-	-	-	-	-	-	-	-	-	-
	PCB 28 (Filtered)	µg/L	0.001			-	-	-	-	-	-	-	-	-	-	-	-	-	-	-	-	-	-
	PCB 52	µg/L	0.015			-	-	-	-	-	-	-	-	-	-	-	-	-	-	-	-	-	-
	PCB 52 (Filtered)	µg/L	0.001			-	-	-	-	-	-	-	-	-	-	-	-	-	-	-	-	-	-
	Pentachlorobiphenyl, 2,3,3,4,4- (PCB 105)	µg/L	0.015			-	-	-	-	-	-	-	-	-	-	-	-	-	-	-	-	-	-
	Pentachlorobiphenyl, 2,3,3,4,4- (PCB 105) (Filtered)	µg/L	0.001			-	-	-	-	-	-	-	-	-	-	-	-	-	-	-	-	-	-
	Pentachlorobiphenyl, 2,3,4,4,5- (PCB 114)	µg/L	0.015			-	-	-	-	-	-	-	-	-	-	-	-	-	-	-	-	-	-
	Pentachlorobiphenyl, 2,3,4,4,5- (PCB 114) (Filtered)	µg/L	0.001			-	-	-	-	-	-	-	-	-	-	-	-	-	-	-	-	-	-
	Pentachlorobiphenyl, 2,3,4,4,5- (PCB 123)	µg/L	0.015			-	-	-	-	-	-	-	-	-	-	-	-	-	-	-	-	-	-
	Pentachlorobiphenyl, 2,3,4,4,5- (PCB 123) (Filtered)	µg/L	0.001			-	-	-	-	-	-	-	-	-	-	-	-	-	-	-	-	-	-
	Pentachlorobiphenyl, 3,3,4,4,5- (PCB 126)	µg/L	0.015			-	-	-	-	-	-	-	-	-	-	-	-	-	-	-	-	-	-
	Pentachlorobiphenyl, 3,3,4,4,5- (PCB 126) (Filtered)	µg/L	0.001			-	-	-	-	-	-	-	-	-	-	-	-	-	-	-	-	-	-
	Tetrachlorobiphenyl, 3,3,4,4- (PCB 77)	µg/L	0.015			-	-	-	-	-	-	-	-	-	-	-	-	-	-	-	-	-	-
	Tetrachlorobiphenyl, 3,3,4,4- (PCB 77) (Filtered)	µg/L	0.001			-	-	-	-	-	-	-	-	-	-	-	-	-	-	-	-	-	-
	Tetrachlorobiphenyl, 3,4,4,5- (PCB 81)	µg/L	0.015			-	-	-	-	-	-	-	-	-	-	-	-	-	-	-	-	-	-
	Tetrachlorobiphenyl, 3,4,4,5- (PCB 81) (Filtered)	µg/L	0.001			-	-	-	-	-	-	-	-	-	-	-	-	-	-	-	-	-	-
	Total PCB 7 Congeners	µg/L	0.105			-	-	-	-	-	-	-	-	-	-	-	-	-	-	-	-	-	-
	Total PCB 7 Congeners and WHO 12 (Filtered)	µg/l	0.001			-	-	-	-	-	-	-	-	-	-	-	-	-	-	-	-	-	-
Phenolics	Xylenols (Filtered)	µg/L	0.5			-	<0.5	<0.5	<0.5	<0.5	1.63	0.55 - 1.63	0.89	-	0.8	0.86	3.78	-	-	-	<0.5	<0.5	<0.5
	3-&4-methylphenol (Filtered)	µg/L	1			-	-	-	-	-	-	-	-	-	-	-	-	-	-	-	-	-	-

					Investigation Phase	GI	GI	LTM	LTM	LTM	LTM	LTM	LTM	GI	LTM	LTM	LTM	GI	GI	LTM	LTM	LTM	LTM
					Location_Code	BH12005	BH12005	BH12005	BH12005	BH12005	BH12005	BH12005	BH12005	BH13002	BH13002	BH13002	BH13002	BH13009	BH13009	BH13009	BH13009	BH13009	BH13009
					Sampled_Date	14/01/2020	03/03/2020	18/03/2020	16/04/2020	19/05/2020	25/06/2020	25/06/2020	10/09/2020	24/10/2019	25/06/2020	16/09/2020	27/01/2021	14/11/2019	26/11/2019	14/01/2020	18/02/2020	17/03/2020	14/04/2020
					Sample_Depth	12.21	27	27	25	24	25	25	21.505	7.44	10	8.95	8.85	8.69	9.53	8.94	47	47	42
Chem_Group	**ChemName**	**output unit**	**EQL**	**UK Drinking Water Standards**	**UK Freshwater EQS**																		
	Cresol Total (Filtered)	µg/L	0.5			-	<0.5	<0.5	<0.5	1.08	<0.5	<0.5	<0.5	-	<0.5	<0.5	<0.5	-	-	-	<0.5	<0.5	0.73
	Phenol	µg/L	1	5800[#30]	7.7[#2]	-	-	-	-	-	-	-	<1	-	-	-	-	-	-	-	-	-	-
	Phenol (Filtered)	µg/L	0.5	5800[#30]	7.7[#2]	-	<0.5	<0.5	<0.5	0.72	<0.5	<0.5	<0.5	-	<0.5	<0.5	1.97	-	-	-	0.86	<0.5	1.73
	Total Phenols	µg/L	10			-	-	-	-	-	-	-	-	<10	-	-	-	-	-	-	-	-	-
	Total Phenols (Filtered)	µg/L	10			<10	-	-	-	-	-	-	-	<10	-	-	-	<10	-	<10	-	-	-
	Phenols Monohydric (Filtered)	µg/L	0.5			-	<0.5	<0.5	<0.5	1.8	1.63	0.55 - 1.63	0.89	-	0.8	0.86	5.75	-	-	-	0.86	<0.5	2.46
Organotins	Dibutyltin (Filtered)	µg/L	0.05			-	-	-	-	-	-	-	-	-	-	-	-	-	-	-	-	-	-
	Monobutyltin (Filtered)	µg/L	0.05			-	-	-	-	-	-	-	-	-	-	-	-	-	-	-	-	-	-
	Tetrabutyltin (Filtered)	µg/L	0.001			-	-	-	-	-	-	-	-	-	-	-	-	-	-	-	-	-	-
	Tributyltin	µg/L	0.001		0.0002[#2]	-	-	-	-	-	-	-	-	-	-	-	-	-	-	-	-	-	-
	Tributyltin (Filtered)	µg/L	0.05		0.0002[#2]	-	-	-	-	-	-	-	-	-	-	-	-	-	-	-	-	-	-
	Triphenyltin (Filtered)	µg/L	0.05		0.02(MAC)[#38]	-	-	-	-	-	-	-	-	-	-	-	-	-	-	-	-	-	-
Pesticides	1-(3.4-Dichlorophenyl) urea (DCPU)	µg/l				-	-	-	-	-	-	-	-	-	-	-	-	-	-	-	-	-	-
	2-(4-Chlorophenoxy)propionic acid, 4-CPP	µg/l				-	-	-	-	-	-	-	-	-	-	-	-	-	-	-	-	-	-
	2-amino-N-(isopropyl)benzamide	µg/l				-	-	-	-	-	-	-	-	-	-	-	-	-	-	-	-	-	-
	2-Chloro-2.6-diethylacetanilide	µg/l				-	-	-	-	-	-	-	-	-	-	-	-	-	-	-	-	-	-
	Acibenzolar-S-methyl	µg/l				-	-	-	-	-	-	-	-	-	-	-	-	-	-	-	-	-	-
	Aminopyralid	µg/l				-	-	-	-	-	-	-	-	-	-	-	-	-	-	-	-	-	-
	Azoxystrobin	µg/L				-	-	-	-	-	-	-	-	-	-	-	-	-	-	-	-	-	-
	BAM	µg/l				-	-	-	-	-	-	-	-	-	-	-	-	-	-	-	-	-	-
	Benalaxyl	µg/l				-	-	-	-	-	-	-	-	-	-	-	-	-	-	-	-	-	-
	Bentazone methyl	µg/l				-	-	-	-	-	-	-	-	-	-	-	-	-	-	-	-	-	-
	Bifenox	µg/L				-	-	-	-	-	-	-	-	-	-	-	-	-	-	-	-	-	-
	Bitertanol	µg/l				-	-	-	-	-	-	-	-	-	-	-	-	-	-	-	-	-	-
	Boscalid	µg/l				-	-	-	-	-	-	-	-	-	-	-	-	-	-	-	-	-	-
	Cadusafos	µg/l				-	-	-	-	-	-	-	-	-	-	-	-	-	-	-	-	-	-
	Carfentrazone-ethyl	µg/L				-	-	-	-	-	-	-	-	-	-	-	-	-	-	-	-	-	-
	Chloridazon-desphenyl	µg/l				-	-	-	-	-	-	-	-	-	-	-	-	-	-	-	-	-	-
	Chloridazon-methyl desphenyl	µg/l				-	-	-	-	-	-	-	-	-	-	-	-	-	-	-	-	-	-
	Chlorotoluron-desmethyl	µg/l				-	-	-	-	-	-	-	-	-	-	-	-	-	-	-	-	-	-
	Chlorpropham	µg/L			10[#3]	-	-	-	-	-	-	-	-	-	-	-	-	-	-	-	-	-	-
	Clodinafop	µg/l				-	-	-	-	-	-	-	-	-	-	-	-	-	-	-	-	-	-
	Clomeprop	µg/l				-	-	-	-	-	-	-	-	-	-	-	-	-	-	-	-	-	-
	Crimidine	µg/l				-	-	-	-	-	-	-	-	-	-	-	-	-	-	-	-	-	-
	Cybutryne (Irgarol)	µg/l				-	-	-	-	-	-	-	-	-	-	-	-	-	-	-	-	-	-
	Cyprazine	µg/l				-	-	-	-	-	-	-	-	-	-	-	-	-	-	-	-	-	-
	Cyprodinil	µg/L				-	-	-	-	-	-	-	-	-	-	-	-	-	-	-	-	-	-
	Dichlofenthion	µg/l				-	-	-	-	-	-	-	-	-	-	-	-	-	-	-	-	-	-
	Dichlormid	µg/l				-	-	-	-	-	-	-	-	-	-	-	-	-	-	-	-	-	-
	Diethofencarb	µg/l				-	-	-	-	-	-	-	-	-	-	-	-	-	-	-	-	-	-
	Difenacoum	µg/l				-	-	-	-	-	-	-	-	-	-	-	-	-	-	-	-	-	-
	Dimefuron	µg/l				-	-	-	-	-	-	-	-	-	-	-	-	-	-	-	-	-	-
	Dimefuron (Filtered)	µg/l	0.05			-	-	-	-	-	-	-	-	-	-	-	-	-	-	-	-	-	-
	Dimethachlo	µg/l				-	-	-	-	-	-	-	-	-	-	-	-	-	-	-	-	-	-
	Dimethenamid	µg/l				-	-	-	-	-	-	-	-	-	-	-	-	-	-	-	-	-	-
	Dimethomorph	µg/l				-	-	-	-	-	-	-	-	-	-	-	-	-	-	-	-	-	-
	Dinoterb	µg/l				-	-	-	-	-	-	-	-	-	-	-	-	-	-	-	-	-	-
	Diuron desmethyl (DCPMU)	µg/l				-	-	-	-	-	-	-	-	-	-	-	-	-	-	-	-	-	-
	Epoxiconazole	µg/l				-	-	-	-	-	-	-	-	-	-	-	-	-	-	-	-	-	-
	Etrimphos	µg/L	0.01			-	-	-	-	-	-	-	-	-	-	-	-	-	-	-	-	-	-
	Etrimphos (Filtered)	µg/L	0.01			-	-	-	-	-	-	-	-	-	-	-	-	-	-	-	-	-	-
	Fenoxaprop	µg/l				-	-	-	-	-	-	-	-	-	-	-	-	-	-	-	-	-	-
	Fenpropidin	µg/l				-	-	-	-	-	-	-	-	-	-	-	-	-	-	-	-	-	-
	Fenuron	µg/l				-	-	-	-	-	-	-	-	-	-	-	-	-	-	-	-	-	-
	Fipronil	µg/L				-	-	-	-	-	-	-	-	-	-	-	-	-	-	-	-	-	-
	Florasulam	µg/l				-	-	-	-	-	-	-	-	-	-	-	-	-	-	-	-	-	-
	Fluazifop	µg/l				-	-	-	-	-	-	-	-	-	-	-	-	-	-	-	-	-	-
	Fluazifop-P-butyl	µg/L				-	-	-	-	-	-	-	-	-	-	-	-	-	-	-	-	-	-
	Foramsulfuron	µg/l				-	-	-	-	-	-	-	-	-	-	-	-	-	-	-	-	-	-
	Furathiocarb	µg/l				-	-	-	-	-	-	-	-	-	-	-	-	-	-	-	-	-	-
	Haloxyfop	µg/l				-	-	-	-	-	-	-	-	-	-	-	-	-	-	-	-	-	-
	Haloxyfop-p-methyl	µg/l				-	-	-	-	-	-	-	-	-	-	-	-	-	-	-	-	-	-
	Heptachlor epoxide	µg/L	0.01	0.03[#1]		-	-	-	-	-	-	-	-	-	-	-	-	-	-	-	-	-	-
	Heptachlor epoxide (Filtered)	µg/L	0.01	0.03[#1]		-	-	-	-	-	-	-	-	-	-	-	-	-	-	-	-	-	-
	Imazamox	µg/l				-	-	-	-	-	-	-	-	-	-	-	-	-	-	-	-	-	-
	Indoxacarb	µg/L				-	-	-	-	-	-	-	-	-	-	-	-	-	-	-	-	-	-
	Isoproturon-desmethyl	µg/l				-	-	-	-	-	-	-	-	-	-	-	-	-	-	-	-	-	-
	Isoproturon-monodesmethyl	µg/l				-	-	-	-	-	-	-	-	-	-	-	-	-	-	-	-	-	-
	Isopyrazam	µg/l				-	-	-	-	-	-	-	-	-	-	-	-	-	-	-	-	-	-
	Kresoxim-methyl	µg/l				-	-	-	-	-	-	-	-	-	-	-	-	-	-	-	-	-	-
	Malaoxon	µg/l				-	-	-	-	-	-	-	-	-	-	-	-	-	-	-	-	-	-
	Mandipropamid	µg/l				-	-	-	-	-	-	-	-	-	-	-	-	-	-	-	-	-	-
	Mecarbam	µg/l				-	-	-	-	-	-	-	-	-	-	-	-	-	-	-	-	-	-
	Mesotrione	µg/l				-	-	-	-	-	-	-	-	-	-	-	-	-	-	-	-	-	-
	Metconazole	µg/l				-	-	-	-	-	-	-	-	-	-	-	-	-	-	-	-	-	-
	Metribuzin-desamino	µg/l				-	-	-	-	-	-	-	-	-	-	-	-	-	-	-	-	-	-
	Naptalam	µg/l				-	-	-	-	-	-	-	-	-	-	-	-	-	-	-	-	-	-
	Nicosulfuron	µg/l				-	-	-	-	-	-	-	-	-	-	-	-	-	-	-	-	-	-
	Nuarimol	µg/l				-	-	-	-	-	-	-	-	-	-	-	-	-	-	-	-	-	-
	Oxadixyl	µg/l				-	-	-	-	-	-	-	-	-	-	-	-	-	-	-	-	-	-
	Paraoxon-ethyl	µg/l				-	-	-	-	-	-	-	-	-	-	-	-	-	-	-	-	-	-

					Investigation Phase	GI	GI	LTM	LTM	LTM	LTM	LTM	LTM	GI	LTM	LTM	LTM	GI	GI	LTM	LTM	LTM	LTM
					Location_Code	BH12005	BH12005	BH12005	BH12005	BH12005	BH12005	BH12005	BH12005	BH13002	BH13002	BH13002	BH13002	BH13009	BH13009	BH13009	BH13009	BH13009	BH13009
					Sampled_Date	14/01/2020	03/03/2020	18/03/2020	16/04/2020	19/05/2020	25/06/2020	25/06/2020	10/09/2020	24/10/2019	25/06/2020	16/09/2020	27/01/2021	14/11/2019	26/11/2019	14/01/2020	18/02/2020	17/03/2020	14/04/2020
					Sample_Depth	12.21	27	27	25	24	25	25	21.505	7.44	10	8.95	8.85	8.69	9.53	8.94	47	47	42
Chem_Group	**ChemName**	**output unit**	**EQL**	**UK Drinking Water Standards**	**UK Freshwater EQS**																		
	Parathion-ethyl	µg/l				-	-	-	-	-	-	-	-	-	-	-	-	-	-	-	-	-	-
	Penconazole	µg/l				-	-	-	-	-	-	-	-	-	-	-	-	-	-	-	-	-	-
	Pencycuron	µg/l				-	-	-	-	-	-	-	-	-	-	-	-	-	-	-	-	-	-
	Pencycuron (Filtered)	µg/l	0.05			-	-	-	-	-	-	-	-	-	-	-	-	-	-	-	-	-	-
	Phosphamidon I (Z) (Filtered)	µg/l	0.01			-	-	-	-	-	-	-	-	-	-	-	-	-	-	-	-	-	-
	Phosphamidon II (E)	µg/l	0.01			-	-	-	-	-	-	-	-	-	-	-	-	-	-	-	-	-	-
	Phosphamidon II (E) (Filtered)	µg/l	0.01			-	-	-	-	-	-	-	-	-	-	-	-	-	-	-	-	-	-
	Pretilachlor	µg/l				-	-	-	-	-	-	-	-	-	-	-	-	-	-	-	-	-	-
	Primisulfuron-methyl	µg/l				-	-	-	-	-	-	-	-	-	-	-	-	-	-	-	-	-	-
	Prodiamine	µg/l				-	-	-	-	-	-	-	-	-	-	-	-	-	-	-	-	-	-
	Propaquizafop	µg/l				-	-	-	-	-	-	-	-	-	-	-	-	-	-	-	-	-	-
	Propetamphos	µg/L	0.01		0.03[#3]	-	-	-	-	-	-	-	-	-	-	-	-	-	-	-	-	-	-
	Propetamphos (Filtered)	µg/L	0.01		0.03[#3]	-	-	-	-	-	-	-	-	-	-	-	-	-	-	-	-	-	-
	Prosulfocarb	µg/l				-	-	-	-	-	-	-	-	-	-	-	-	-	-	-	-	-	-
	Prothioconazole	µg/l				-	-	-	-	-	-	-	-	-	-	-	-	-	-	-	-	-	-
	Pyribenzoxim	µg/l				-	-	-	-	-	-	-	-	-	-	-	-	-	-	-	-	-	-
	Quinmerac	µg/l				-	-	-	-	-	-	-	-	-	-	-	-	-	-	-	-	-	-
	Quizalofop	µg/l				-	-	-	-	-	-	-	-	-	-	-	-	-	-	-	-	-	-
	Rimsulfuron	µg/l				-	-	-	-	-	-	-	-	-	-	-	-	-	-	-	-	-	-
	Sebuthylazine	µg/l				-	-	-	-	-	-	-	-	-	-	-	-	-	-	-	-	-	-
	Siduron (Filtered)	µg/l	10			-	-	-	-	-	-	-	-	-	-	-	-	-	-	-	-	-	-
	Simazine-2-hydroxy	µg/l				-	-	-	-	-	-	-	-	-	-	-	-	-	-	-	-	-	-
	Sodium Acifluorfen	µg/L				-	-	-	-	-	-	-	-	-	-	-	-	-	-	-	-	-	-
	Sulfosulfuron	µg/l				-	-	-	-	-	-	-	-	-	-	-	-	-	-	-	-	-	-
	Tecnazene	µg/L	0.01		1[#3]	-	-	-	-	-	-	-	-	-	-	-	-	-	-	-	-	-	-
	Tecnazene (Filtered)	µg/L	0.01		1[#3]	-	-	-	-	-	-	-	-	-	-	-	-	-	-	-	-	-	-
	Teflubenzuron	µg/l				-	-	-	-	-	-	-	-	-	-	-	-	-	-	-	-	-	-
	Terbuthylazine-desethyl	µg/l				-	-	-	-	-	-	-	-	-	-	-	-	-	-	-	-	-	-
	Terbuthylazine-desethyl-2-hydroxy	µg/l				-	-	-	-	-	-	-	-	-	-	-	-	-	-	-	-	-	-
	Terbuthylazine-hydroxy	µg/l				-	-	-	-	-	-	-	-	-	-	-	-	-	-	-	-	-	-
	Thiabendazole	µg/L			5[#3]	-	-	-	-	-	-	-	-	-	-	-	-	-	-	-	-	-	-
	Thiamethoxam	µg/L				-	-	-	-	-	-	-	-	-	-	-	-	-	-	-	-	-	-
	Thidiazuron (Filtered)	µg/l	10			-	-	-	-	-	-	-	-	-	-	-	-	-	-	-	-	-	-
	Tribenuron-methyl	µg/L				-	-	-	-	-	-	-	-	-	-	-	-	-	-	-	-	-	-
	Trietazine	µg/L	0.01			-	-	-	-	-	-	-	-	-	-	-	-	-	-	-	-	-	-
	Trietazine (Filtered)	µg/L	0.01			-	-	-	-	-	-	-	-	-	-	-	-	-	-	-	-	-	-
	Trifloxysulfuron-sodium	µg/l				-	-	-	-	-	-	-	-	-	-	-	-	-	-	-	-	-	-
	Triflusulfuron-methyl	µg/l				-	-	-	-	-	-	-	-	-	-	-	-	-	-	-	-	-	-
	Triforine	µg/l				-	-	-	-	-	-	-	-	-	-	-	-	-	-	-	-	-	-
	Triticonazole	µg/l				-	-	-	-	-	-	-	-	-	-	-	-	-	-	-	-	-	-
	Desmetryn	mg/L				-	-	-	-	-	-	-	-	-	-	-	-	-	-	-	-	-	-
	Simetryn	mg/L				-	-	-	-	-	-	-	-	-	-	-	-	-	-	-	-	-	-
	Simetryn (Filtered)	mg/L	0.00002			-	-	-	-	-	-	-	-	-	-	-	-	-	-	-	-	-	-
	Clothianidin	µg/L				-	-	-	-	-	-	-	-	-	-	-	-	-	-	-	-	-	-
	Cymoxanil	µg/L				-	-	-	-	-	-	-	-	-	-	-	-	-	-	-	-	-	-
	Flamprop (Filtered)	µg/L	0.02			-	-	-	-	-	-	-	-	-	-	-	-	-	-	-	-	-	-
	Fluazifop-butyl	µg/L				-	-	-	-	-	-	-	-	-	-	-	-	-	-	-	-	-	-
	Imazamethabenz-methyl	µg/L				-	-	-	-	-	-	-	-	-	-	-	-	-	-	-	-	-	-
	Mesosulfuron-methyl	µg/L				-	-	-	-	-	-	-	-	-	-	-	-	-	-	-	-	-	-
	Metamitron	µg/L				-	-	-	-	-	-	-	-	-	-	-	-	-	-	-	-	-	-
	Metobromuron	µg/L				-	-	-	-	-	-	-	-	-	-	-	-	-	-	-	-	-	-
	Monuron	µg/L				-	-	-	-	-	-	-	-	-	-	-	-	-	-	-	-	-	-
	Monuron (Filtered)	µg/L	0.05			-	-	-	-	-	-	-	-	-	-	-	-	-	-	-	-	-	-
	Secbumeton	µg/L				-	-	-	-	-	-	-	-	-	-	-	-	-	-	-	-	-	-
	Spiroxamine	µg/L				-	-	-	-	-	-	-	-	-	-	-	-	-	-	-	-	-	-
	Clomazon	µg/L				-	-	-	-	-	-	-	-	-	-	-	-	-	-	-	-	-	-
	Flamprop-isopropyl (Filtered)	µg/L	0.02			-	-	-	-	-	-	-	-	-	-	-	-	-	-	-	-	-	-
	Metazachlor	µg/L	0.01			-	-	-	-	-	-	-	-	-	-	-	-	-	-	-	-	-	-
	Metazachlor (Filtered)	µg/L	0.01			-	-	-	-	-	-	-	-	-	-	-	-	-	-	-	-	-	-
	Methabenzthiazuran	µg/L				-	-	-	-	-	-	-	-	-	-	-	-	-	-	-	-	-	-
	Methabenzthiazuran (Filtered)	µg/L	0.05			-	-	-	-	-	-	-	-	-	-	-	-	-	-	-	-	-	-
	Iprovalicarb	µg/L				-	-	-	-	-	-	-	-	-	-	-	-	-	-	-	-	-	-
	Chloroxuron	µg/L				-	-	-	-	-	-	-	-	-	-	-	-	-	-	-	-	-	-
	Chloroxuron (Filtered)	µg/L	0.05			-	-	-	-	-	-	-	-	-	-	-	-	-	-	-	-	-	-
	Neburon	µg/L				-	-	-	-	-	-	-	-	-	-	-	-	-	-	-	-	-	-
	Metribuzin	µg/L				-	-	-	-	-	-	-	-	-	-	-	-	-	-	-	-	-	-
	2,3,6-Trichlorobenzoic Acid (Tba)	µg/L				-	-	-	-	-	-	-	-	-	-	-	-	-	-	-	-	-	-
	2,3,6-Trichlorobenzoic Acid (Tba) (Filtered)	µg/L	0.02			-	-	-	-	-	-	-	-	-	-	-	-	-	-	-	-	-	-
	2,4,5-Trichlorophenoxy Acetic Acid	µg/L				-	-	-	-	-	-	-	-	-	-	-	-	-	-	-	-	-	-
	2,4,5-Trichlorophenoxy Acetic Acid (Filtered)	µg/L	0.02			-	-	-	-	-	-	-	-	-	-	-	-	-	-	-	-	-	-
	2,4,5-TP (Silvex)	µg/L				-	-	-	-	-	-	-	-	-	-	-	-	-	-	-	-	-	-
	2,4,5-TP (Silvex) (Filtered)	µg/L	0.02			-	-	-	-	-	-	-	-	-	-	-	-	-	-	-	-	-	-
	Pyrimethanil	µg/L				-	-	-	-	-	-	-	-	-	-	-	-	-	-	-	-	-	-
	Hedonal	µg/L			0.3[#2]	-	-	-	-	-	-	-	-	-	-	-	-	-	-	-	-	-	-
	Hedonal (Filtered)	µg/L	0.02		0.3[#2]	-	-	-	-	-	-	-	-	-	-	-	-	-	-	-	-	-	-
	2,4-DDT	µg/L	0.01		0.00625[#39]	-	-	-	-	-	-	-	-	-	-	-	-	-	-	-	-	-	-
	2,4-DDT (Filtered)	µg/L	0.01		0.00625[#39]	-	-	-	-	-	-	-	-	-	-	-	-	-	-	-	-	-	-
	Propachlor	µg/L	0.01			-	-	-	-	-	-	-	-	-	-	-	-	-	-	-	-	-	-
	Propachlor (Filtered)	µg/L	0.02			-	-	-	-	-	-	-	-	-	-	-	-	-	-	-	-	-	-
	Propamocarb	µg/L				-	-	-	-	-	-	-	-	-	-	-	-	-	-	-	-	-	-
	2,4-Dichlorprop	µg/L				-	-	-	-	-	-	-	-	-	-	-	-	-	-	-	-	-	-

						Investigation Phase	GI	GI	LTM	LTM	LTM	LTM	LTM	LTM	GI	LTM	LTM	LTM	GI	GI	LTM	LTM	LTM	LTM
						Location_Code	BH12005	BH12005	BH12005	BH12005	BH12005	BH12005	BH12005	BH12005	BH13002	BH13002	BH13002	BH13002	BH13009	BH13009	BH13009	BH13009	BH13009	BH13009
						Sampled_Date	14/01/2020	03/03/2020	18/03/2020	16/04/2020	19/05/2020	25/06/2020	25/06/2020	10/09/2020	24/10/2019	25/06/2020	16/09/2020	27/01/2021	14/11/2019	26/11/2019	14/01/2020	18/02/2020	17/03/2020	14/04/2020
						Sample_Depth	12.21	27	27	25	24	25	25	21.505	7.44	10	8.95	8.85	8.69	9.53	8.94	47	47	42
Chem_Group	**ChemName**	**output unit**	**EQL**	**UK Drinking Water Standards**	**UK Freshwater EQS**																			
	2,4-Dichlorprop (Filtered)	µg/L	0.02			-	-	-	-	-	-	-	-	-	-	-	-	-	-	-	-	-	-	-
	3-Hydroxy Carbofuran	µg/L				-	-	-	-	-	-	-	-	-	-	-	-	-	-	-	-	-	-	-
	4-(2,4-Dichlorophenoxy)butyric Acid (2,4-DB)	µg/L				-	-	-	-	-	-	-	-	-	-	-	-	-	-	-	-	-	-	-
	4-(2,4-Dichlorophenoxy)butyric Acid (2,4-DB) (Filtered)	µg/L	0.02			-	-	-	-	-	-	-	-	-	-	-	-	-	-	-	-	-	-	-
	4,4-DDE	µg/L	0.01		0.00625[#39]	-	-	-	-	-	-	-	-	-	-	-	-	-	-	-	-	-	-	-
	4,4-DDE (Filtered)	µg/L	0.01		0.00625[#39]	-	-	-	-	-	-	-	-	-	-	-	-	-	-	-	-	-	-	-
	Cypermethrins(total) (Filtered)	µg/L	0.01		0.0001[#3]	-	-	-	-	-	-	-	-	-	-	-	-	-	-	-	-	-	-	-
	Cyproconazole	µg/L				-	-	-	-	-	-	-	-	-	-	-	-	-	-	-	-	-	-	-
	Cyromazine	µg/L				-	-	-	-	-	-	-	-	-	-	-	-	-	-	-	-	-	-	-
	d-BHC	µg/L	0.01			-	-	-	-	-	-	-	-	-	-	-	-	-	-	-	-	-	-	-
	d-BHC (Filtered)	µg/L	0.01			-	-	-	-	-	-	-	-	-	-	-	-	-	-	-	-	-	-	-
	DDD	µg/L	0.01		0.00625[#39]	-	-	-	-	-	-	-	-	-	-	-	-	-	-	-	-	-	-	-
	DDD (Filtered)	µg/L	0.01		0.00625[#39]	-	-	-	-	-	-	-	-	-	-	-	-	-	-	-	-	-	-	-
	DDT	µg/L	0.01		0.01[#41]	-	-	-	-	-	-	-	-	-	-	-	-	-	-	-	-	-	-	-
	DDT (Filtered)	µg/L	0.01		0.01[#41]	-	-	-	-	-	-	-	-	-	-	-	-	-	-	-	-	-	-	-
	Deisopropylatrazine	µg/L				-	-	-	-	-	-	-	-	-	-	-	-	-	-	-	-	-	-	-
	Chlorothalonil	µg/L	0.01		0.035[#2]	-	-	-	-	-	-	-	-	-	-	-	-	-	-	-	-	-	-	-
	Chlorothalonil (Filtered)	µg/L	0.01		0.035[#2]	-	-	-	-	-	-	-	-	-	-	-	-	-	-	-	-	-	-	-
	Deethylatrazine	µg/L				-	-	-	-	-	-	-	-	-	-	-	-	-	-	-	-	-	-	-
	Demeton-S-methyl	µg/L	0.01			-	-	-	-	-	-	-	-	-	-	-	-	-	-	-	-	-	-	-
	Demeton-S-methyl (Filtered)	µg/L	0.01			-	-	-	-	-	-	-	-	-	-	-	-	-	-	-	-	-	-	-
	Diazinon	µg/L	0.01		0.01[#2]	-	-	-	-	-	-	-	-	-	-	-	-	-	-	-	-	-	-	-
	Diazinon (Filtered)	µg/L	0.01		0.01[#2]	-	-	-	-	-	-	-	-	-	-	-	-	-	-	-	-	-	-	-
	Dicamba	µg/L				-	-	-	-	-	-	-	-	-	-	-	-	-	-	-	-	-	-	-
	Dicamba (Filtered)	µg/L	0.02			-	-	-	-	-	-	-	-	-	-	-	-	-	-	-	-	-	-	-
	Dichlobenil	µg/L	0.01			-	-	-	-	-	-	-	-	-	-	-	-	-	-	-	-	-	-	-
	Dichlobenil (Filtered)	µg/L	0.01			-	-	-	-	-	-	-	-	-	-	-	-	-	-	-	-	-	-	-
	cis-Permethrin (Filtered)	µg/L	0.01			-	-	-	-	-	-	-	-	-	-	-	-	-	-	-	-	-	-	-
	Dichlorvos	µg/L	0.01		0.001[#3]	-	-	-	-	-	-	-	-	-	-	-	-	-	-	-	-	-	-	-
	Dichlorvos (Filtered)	µg/L	0.01		0.001[#3]	-	-	-	-	-	-	-	-	-	-	-	-	-	-	-	-	-	-	-
	Diclofop	µg/L				-	-	-	-	-	-	-	-	-	-	-	-	-	-	-	-	-	-	-
	Diclofop (Filtered)	µg/L	0.02			-	-	-	-	-	-	-	-	-	-	-	-	-	-	-	-	-	-	-
	Dieldrin	µg/L	0.01	0.03[#1]	0.0025[#40]	-	-	-	-	-	-	-	-	-	-	-	-	-	-	-	-	-	-	-
	Dieldrin (Filtered)	µg/L	0.01	0.03[#1]	0.0025[#40]	-	-	-	-	-	-	-	-	-	-	-	-	-	-	-	-	-	-	-
	Difenoconazole	µg/L				-	-	-	-	-	-	-	-	-	-	-	-	-	-	-	-	-	-	-
	Difenoxuron	µg/L				-	-	-	-	-	-	-	-	-	-	-	-	-	-	-	-	-	-	-
	Diflubenzuron	µg/L			0.001[#3]	-	-	-	-	-	-	-	-	-	-	-	-	-	-	-	-	-	-	-
	Diflubenzuron (Filtered)	µg/L	0.05		0.001[#3]	-	-	-	-	-	-	-	-	-	-	-	-	-	-	-	-	-	-	-
	Diflufenican	µg/L				-	-	-	-	-	-	-	-	-	-	-	-	-	-	-	-	-	-	-
	Dimethoate	µg/L	0.01		0.48[#2]	-	-	-	-	-	-	-	-	-	-	-	-	-	-	-	-	-	-	-
	Dimethoate (Filtered)	µg/L	0.01		0.48[#2]	-	-	-	-	-	-	-	-	-	-	-	-	-	-	-	-	-	-	-
	Dinoseb	µg/L				-	-	-	-	-	-	-	-	-	-	-	-	-	-	-	-	-	-	-
	Disulfoton	µg/L	0.01			-	-	-	-	-	-	-	-	-	-	-	-	-	-	-	-	-	-	-
	Disulfoton (Filtered)	µg/L	0.01			-	-	-	-	-	-	-	-	-	-	-	-	-	-	-	-	-	-	-
	Diuron	µg/L			0.2[#2]	-	-	-	-	-	-	-	-	-	-	-	-	-	-	-	-	-	-	-
	Diuron (Filtered)	µg/L	0.05		0.2[#2]	-	-	-	-	-	-	-	-	-	-	-	-	-	-	-	-	-	-	-
	Endosulfan I	µg/L	0.01			-	-	-	-	-	-	-	-	-	-	-	-	-	-	-	-	-	-	-
	Endosulfan I (Filtered)	µg/L	0.01			-	-	-	-	-	-	-	-	-	-	-	-	-	-	-	-	-	-	-
	Endosulfan II	µg/L	0.02			-	-	-	-	-	-	-	-	-	-	-	-	-	-	-	-	-	-	-
	Endosulfan II (Filtered)	µg/L	0.02			-	-	-	-	-	-	-	-	-	-	-	-	-	-	-	-	-	-	-
	Endosulfan sulphate	µg/L	0.02			-	-	-	-	-	-	-	-	-	-	-	-	-	-	-	-	-	-	-
	Endosulfan sulphate (Filtered)	µg/L	0.02			-	-	-	-	-	-	-	-	-	-	-	-	-	-	-	-	-	-	-
	Endrin	µg/L	0.01		0.0025[#40]	-	-	-	-	-	-	-	-	-	-	-	-	-	-	-	-	-	-	-
	Endrin (Filtered)	µg/L	0.01		0.0025[#40]	-	-	-	-	-	-	-	-	-	-	-	-	-	-	-	-	-	-	-
	s-Ethyl dipropylthiocarbamate	µg/L				-	-	-	-	-	-	-	-	-	-	-	-	-	-	-	-	-	-	-
	Ethiofencarb	µg/L				-	-	-	-	-	-	-	-	-	-	-	-	-	-	-	-	-	-	-
	Ethion	µg/L	0.01			-	-	-	-	-	-	-	-	-	-	-	-	-	-	-	-	-	-	-
	Ethion (Filtered)	µg/L	0.01			-	-	-	-	-	-	-	-	-	-	-	-	-	-	-	-	-	-	-
	Ethoprop	µg/L				-	-	-	-	-	-	-	-	-	-	-	-	-	-	-	-	-	-	-
	Ethofumesate	µg/L				-	-	-	-	-	-	-	-	-	-	-	-	-	-	-	-	-	-	-
	Etridiazole	µg/L	0.01			-	-	-	-	-	-	-	-	-	-	-	-	-	-	-	-	-	-	-
	Etridiazole (Filtered)	µg/L	0.01			-	-	-	-	-	-	-	-	-	-	-	-	-	-	-	-	-	-	-
	Fenamiphos	µg/L				-	-	-	-	-	-	-	-	-	-	-	-	-	-	-	-	-	-	-
	Fenarimol	µg/L				-	-	-	-	-	-	-	-	-	-	-	-	-	-	-	-	-	-	-
	Fenitrothion	µg/L	0.01		0.01[#3]	-	-	-	-	-	-	-	-	-	-	-	-	-	-	-	-	-	-	-
	Fenitrothion (Filtered)	µg/L	0.01		0.01[#3]	-	-	-	-	-	-	-	-	-	-	-	-	-	-	-	-	-	-	-
	Fensulfothion	µg/L				-	-	-	-	-	-	-	-	-	-	-	-	-	-	-	-	-	-	-
	Fenhexamid	µg/L				-	-	-	-	-	-	-	-	-	-	-	-	-	-	-	-	-	-	-
	Fenoxycarb	µg/L				-	-	-	-	-	-	-	-	-	-	-	-	-	-	-	-	-	-	-
	Fenthion	µg/L	0.01			-	-	-	-	-	-	-	-	-	-	-	-	-	-	-	-	-	-	-
	Fenthion (Filtered)	µg/L	0.01			-	-	-	-	-	-	-	-	-	-	-	-	-	-	-	-	-	-	-
	Fenpropimorf	µg/L				-	-	-	-	-	-	-	-	-	-	-	-	-	-	-	-	-	-	-
	Fluometuron (Filtered)	µg/L	10			-	-	-	-	-	-	-	-	-	-	-	-	-	-	-	-	-	-	-
	Fluroxypyr	µg/L				-	-	-	-	-	-	-	-	-	-	-	-	-	-	-	-	-	-	-
	Fluroxypyr (Filtered)	µg/L	0.02			-	-	-	-	-	-	-	-	-	-	-	-	-	-	-	-	-	-	-
	Flutolanil	µg/L				-	-	-	-	-	-	-	-	-	-	-	-	-	-	-	-	-	-	-
	Fonofos	µg/L				-	-	-	-	-	-	-	-	-	-	-	-	-	-	-	-	-	-	-
	g-BHC (Lindane)	µg/L	0.01			-	-	-	-	-	-	-	-	-	-	-	-	-	-	-	-	-	-	-
	g-BHC (Lindane) (Filtered)	µg/L	0.01			-	-	-	-	-	-	-	-	-	-	-	-	-	-	-	-	-	-	-
	Haloxyfop-methyl	µg/L				-	-	-	-	-	-	-	-	-	-	-	-	-	-	-	-	-	-	-
	Thifensulfuron	µg/L				-	-	-	-	-	-	-	-	-	-	-	-	-	-	-	-	-	-	-

					Investigation Phase	GI	GI	LTM	LTM	LTM	LTM	LTM	LTM	GI	LTM	LTM	LTM	GI	GI	LTM	LTM	LTM	LTM
					Location_Code	BH12005	BH12005	BH12005	BH12005	BH12005	BH12005	BH12005	BH12005	BH13002	BH13002	BH13002	BH13002	BH13009	BH13009	BH13009	BH13009	BH13009	BH13009
					Sampled_Date	14/01/2020	03/03/2020	18/03/2020	16/04/2020	19/05/2020	25/06/2020	25/06/2020	10/09/2020	24/10/2019	25/06/2020	16/09/2020	27/01/2021	14/11/2019	26/11/2019	14/01/2020	18/02/2020	17/03/2020	14/04/2020
					Sample_Depth	12.21	27	27	25	24	25	25	21.505	7.44	10	8.95	8.85	8.69	9.53	8.94	47	47	42
Chem_Group	**ChemName**	**output unit**	**EQL**	**UK Drinking Water Standards**	**UK Freshwater EQS**																		
	Heptachlor	µg/L	0.01	0.03[#1]		-	-	-	-	-	-	-	-	-	-	-	-	-	-	-	-	-	-
	Heptachlor (Filtered)	µg/L	0.01	0.03[#1]		-	-	-	-	-	-	-	-	-	-	-	-	-	-	-	-	-	-
	Hexaconazole	µg/L				-	-	-	-	-	-	-	-	-	-	-	-	-	-	-	-	-	-
	Hexazinone	µg/L				-	-	-	-	-	-	-	-	-	-	-	-	-	-	-	-	-	-
	Hydroxyatrazine	µg/L				-	-	-	-	-	-	-	-	-	-	-	-	-	-	-	-	-	-
	Iprodione	µg/L				-	-	-	-	-	-	-	-	-	-	-	-	-	-	-	-	-	-
	Isodrin	µg/L	0.01		0.0025[#40]	-	-	-	-	-	-	-	-	-	-	-	-	-	-	-	-	-	-
	Isodrin (Filtered)	µg/L	0.01		0.0025[#40]	-	-	-	-	-	-	-	-	-	-	-	-	-	-	-	-	-	-
	Isoproturon	µg/L			0.3[#2]	-	-	-	-	-	-	-	-	-	-	-	-	-	-	-	-	-	-
	Isoproturon (Filtered)	µg/L	0.05		0.3[#2]	-	-	-	-	-	-	-	-	-	-	-	-	-	-	-	-	-	-
	Linuron	µg/L			0.5[#2]	-	-	-	-	-	-	-	-	-	-	-	-	-	-	-	-	-	-
	Linuron (Filtered)	µg/L	0.05		0.5[#2]	-	-	-	-	-	-	-	-	-	-	-	-	-	-	-	-	-	-
	Malathion	µg/L	0.01		0.01[#3]	-	-	-	-	-	-	-	-	-	-	-	-	-	-	-	-	-	-
	Malathion (Filtered)	µg/L	0.01		0.01[#3]	-	-	-	-	-	-	-	-	-	-	-	-	-	-	-	-	-	-
	2-Methyl-4-chlorophenoxyacetic acid	µg/L				-	-	-	-	-	-	-	-	-	-	-	-	-	-	-	-	-	-
	2-Methyl-4-chlorophenoxyacetic acid (Filtered)	µg/L	0.02			-	-	-	-	-	-	-	-	-	-	-	-	-	-	-	-	-	-
	2-Methyl-4-Chlorophenoxy Butanoic Acid	µg/L				-	-	-	-	-	-	-	-	-	-	-	-	-	-	-	-	-	-
	2-Methyl-4-Chlorophenoxy Butanoic Acid (Filtered)	µg/L	0.02			-	-	-	-	-	-	-	-	-	-	-	-	-	-	-	-	-	-
	Mecoprop	µg/L			18[#2]	-	-	-	-	-	-	-	-	-	-	-	-	-	-	-	-	-	-
	Mecoprop (Filtered)	µg/L	0.02		18[#2]	-	-	-	-	-	-	-	-	-	-	-	-	-	-	-	-	-	-
	Mefenpyr-diethyl	µg/L				-	-	-	-	-	-	-	-	-	-	-	-	-	-	-	-	-	-
	Metachlor	µg/L	0.01		0.3[#2]	-	-	-	-	-	-	-	-	-	-	-	-	-	-	-	-	-	-
	Metachlor (Filtered)	µg/L	0.01		0.3[#2]	-	-	-	-	-	-	-	-	-	-	-	-	-	-	-	-	-	-
	Metalaxyl	µg/L				-	-	-	-	-	-	-	-	-	-	-	-	-	-	-	-	-	-
	Methamidophos	µg/L				-	-	-	-	-	-	-	-	-	-	-	-	-	-	-	-	-	-
	Methidathion	µg/L				-	-	-	-	-	-	-	-	-	-	-	-	-	-	-	-	-	-
	Methiocarb	µg/L			0.01[#3]	-	-	-	-	-	-	-	-	-	-	-	-	-	-	-	-	-	-
	Methomyl	µg/L				-	-	-	-	-	-	-	-	-	-	-	-	-	-	-	-	-	-
	Methoxychlor	µg/L	0.01			-	-	-	-	-	-	-	-	-	-	-	-	-	-	-	-	-	-
	Methoxychlor (Filtered)	µg/L	0.01			-	-	-	-	-	-	-	-	-	-	-	-	-	-	-	-	-	-
	Methoxyfenozide	µg/L				-	-	-	-	-	-	-	-	-	-	-	-	-	-	-	-	-	-
	Methyl parathion	µg/L	0.01			-	-	-	-	-	-	-	-	-	-	-	-	-	-	-	-	-	-
	Methyl parathion (Filtered)	µg/L	0.01			-	-	-	-	-	-	-	-	-	-	-	-	-	-	-	-	-	-
	Metolachlor	µg/L				-	-	-	-	-	-	-	-	-	-	-	-	-	-	-	-	-	-
	Metoxuron	µg/L				-	-	-	-	-	-	-	-	-	-	-	-	-	-	-	-	-	-
	Metoxuron (Filtered)	µg/L	0.05			-	-	-	-	-	-	-	-	-	-	-	-	-	-	-	-	-	-
	Metsulfuron Methyl	µg/L				-	-	-	-	-	-	-	-	-	-	-	-	-	-	-	-	-	-
	Mevinphos (Phosdrin)	µg/L	0.01		0.02(MAC)[#38]	-	-	-	-	-	-	-	-	-	-	-	-	-	-	-	-	-	-
	Mevinphos (Phosdrin) (Filtered)	µg/L	0.01		0.02(MAC)[#38]	-	-	-	-	-	-	-	-	-	-	-	-	-	-	-	-	-	-
	Molinate	µg/L				-	-	-	-	-	-	-	-	-	-	-	-	-	-	-	-	-	-
	Monlinuran	µg/L				-	-	-	-	-	-	-	-	-	-	-	-	-	-	-	-	-	-
	Monlinuran (Filtered)	µg/L	0.05			-	-	-	-	-	-	-	-	-	-	-	-	-	-	-	-	-	-
	Monocrotophos	µg/L				-	-	-	-	-	-	-	-	-	-	-	-	-	-	-	-	-	-
	Napropamide	µg/L				-	-	-	-	-	-	-	-	-	-	-	-	-	-	-	-	-	-
	Flusilazole (NuStar)	µg/L				-	-	-	-	-	-	-	-	-	-	-	-	-	-	-	-	-	-
	o,p-DDD	µg/L	0.01			-	-	-	-	-	-	-	-	-	-	-	-	-	-	-	-	-	-
	o,p-DDD (Filtered)	µg/L	0.01			-	-	-	-	-	-	-	-	-	-	-	-	-	-	-	-	-	-
	o,p'-DDE	µg/L	0.01			-	-	-	-	-	-	-	-	-	-	-	-	-	-	-	-	-	-
	o,p'-DDE (Filtered)	µg/L	0.01			-	-	-	-	-	-	-	-	-	-	-	-	-	-	-	-	-	-
	o,p-Methoxychlor	µg/L	0.01			-	-	-	-	-	-	-	-	-	-	-	-	-	-	-	-	-	-
	o,p-Methoxychlor (Filtered)	µg/L	0.01			-	-	-	-	-	-	-	-	-	-	-	-	-	-	-	-	-	-
	Omethoate	µg/L	0.01		0.01[#3]	-	-	-	-	-	-	-	-	-	-	-	-	-	-	-	-	-	-
	Omethoate (Filtered)	µg/L	0.01		0.01[#3]	-	-	-	-	-	-	-	-	-	-	-	-	-	-	-	-	-	-
	Oxamyl	µg/L				-	-	-	-	-	-	-	-	-	-	-	-	-	-	-	-	-	-
	Paclobutrazol	µg/L				-	-	-	-	-	-	-	-	-	-	-	-	-	-	-	-	-	-
	Methyl Paraoxon	µg/L				-	-	-	-	-	-	-	-	-	-	-	-	-	-	-	-	-	-
	Parathion	µg/L	0.01			-	-	-	-	-	-	-	-	-	-	-	-	-	-	-	-	-	-
	Parathion (Filtered)	µg/L	0.01			-	-	-	-	-	-	-	-	-	-	-	-	-	-	-	-	-	-
	Pendimethalin	µg/L	0.01		0.3[#2]	-	-	-	-	-	-	-	-	-	-	-	-	-	-	-	-	-	-
	Pendimethalin (Filtered)	µg/L	0.01		0.3[#2]	-	-	-	-	-	-	-	-	-	-	-	-	-	-	-	-	-	-
	Imidacloprid	µg/L				-	-	-	-	-	-	-	-	-	-	-	-	-	-	-	-	-	-
	Permethrin	µg/L	0.01		0.001[#3]	-	-	-	-	-	-	-	-	-	-	-	-	-	-	-	-	-	-
	Permethrin II	µg/L	0.01			-	-	-	-	-	-	-	-	-	-	-	-	-	-	-	-	-	-
	Permethrin II (Filtered)	µg/L	0.01			-	-	-	-	-	-	-	-	-	-	-	-	-	-	-	-	-	-
	Phorate	µg/L	0.01			-	-	-	-	-	-	-	-	-	-	-	-	-	-	-	-	-	-
	Phorate (Filtered)	µg/L	0.01			-	-	-	-	-	-	-	-	-	-	-	-	-	-	-	-	-	-
	Phosmet	µg/L				-	-	-	-	-	-	-	-	-	-	-	-	-	-	-	-	-	-
	Lenacil	µg/L				-	-	-	-	-	-	-	-	-	-	-	-	-	-	-	-	-	-
	Picloram	µg/L				-	-	-	-	-	-	-	-	-	-	-	-	-	-	-	-	-	-
	Picloram (Filtered)	µg/L	0.02			-	-	-	-	-	-	-	-	-	-	-	-	-	-	-	-	-	-
	Picoxystrobin	µg/L				-	-	-	-	-	-	-	-	-	-	-	-	-	-	-	-	-	-
	Pirimicarb	µg/L			1[#3]	-	-	-	-	-	-	-	-	-	-	-	-	-	-	-	-	-	-
	Pirimiphos-methyl	µg/L	0.01		0.015[#3]	-	-	-	-	-	-	-	-	-	-	-	-	-	-	-	-	-	-
	Pirimiphos-methyl (Filtered)	µg/L	0.01		0.015[#3]	-	-	-	-	-	-	-	-	-	-	-	-	-	-	-	-	-	-
	Pirimphos-ethyl	µg/L				-	-	-	-	-	-	-	-	-	-	-	-	-	-	-	-	-	-
	Pirimphos-ethyl (Filtered)	µg/L	0.01			-	-	-	-	-	-	-	-	-	-	-	-	-	-	-	-	-	-
	Prochloraz	µg/L			4[#3]	-	-	-	-	-	-	-	-	-	-	-	-	-	-	-	-	-	-
	Profenofos	µg/L				-	-	-	-	-	-	-	-	-	-	-	-	-	-	-	-	-	-
	Promecarb	µg/L				-	-	-	-	-	-	-	-	-	-	-	-	-	-	-	-	-	-
	Prometon	µg/L				-	-	-	-	-	-	-	-	-	-	-	-	-	-	-	-	-	-
	Prometon (Filtered)	µg/L	0.02			-	-	-	-	-	-	-	-	-	-	-	-	-	-	-	-	-	-

					Investigation Phase	GI	GI	LTM	LTM	LTM	LTM	LTM	LTM	GI	LTM	LTM	LTM	GI	GI	LTM	LTM	LTM	LTM
					Location_Code	BH12005	BH12005	BH12005	BH12005	BH12005	BH12005	BH12005	BH12005	BH13002	BH13002	BH13002	BH13002	BH13009	BH13009	BH13009	BH13009	BH13009	BH13009
					Sampled_Date	14/01/2020	03/03/2020	18/03/2020	16/04/2020	19/05/2020	25/06/2020	25/06/2020	10/09/2020	24/10/2019	25/06/2020	16/09/2020	27/01/2021	14/11/2019	26/11/2019	14/01/2020	18/02/2020	17/03/2020	14/04/2020
					Sample_Depth	12.21	27	27	25	24	25	25	21.505	7.44	10	8.95	8.85	8.69	9.53	8.94	47	47	42
Chem_Group	**ChemName**	**output unit**	**EQL**	**UK Drinking Water Standards**	**UK Freshwater EQS**																		
	Prometryn	µg/L	0.01			-	-	-	-	-	-	-	-	-	-	-	-	-	-	-	-	-	-
	Prometryn (Filtered)	µg/L	0.02			-	-	-	-	-	-	-	-	-	-	-	-	-	-	-	-	-	-
	Pronamide	µg/L	0.01		100[#3]	-	-	-	-	-	-	-	-	-	-	-	-	-	-	-	-	-	-
	Pronamide (Filtered)	µg/L	0.01		100[#3]	-	-	-	-	-	-	-	-	-	-	-	-	-	-	-	-	-	-
	Propanil	µg/L				-	-	-	-	-	-	-	-	-	-	-	-	-	-	-	-	-	-
	Propazine	µg/L	0.01			-	-	-	-	-	-	-	-	-	-	-	-	-	-	-	-	-	-
	Propazine (Filtered)	µg/L	0.02			-	-	-	-	-	-	-	-	-	-	-	-	-	-	-	-	-	-
	Propham	µg/L				-	-	-	-	-	-	-	-	-	-	-	-	-	-	-	-	-	-
	Propiconazole	µg/L				-	-	-	-	-	-	-	-	-	-	-	-	-	-	-	-	-	-
	Propoxycarbazone-sodium	µg/L				-	-	-	-	-	-	-	-	-	-	-	-	-	-	-	-	-	-
	Pursuit	µg/L				-	-	-	-	-	-	-	-	-	-	-	-	-	-	-	-	-	-
	Pyriproxyfen	µg/L				-	-	-	-	-	-	-	-	-	-	-	-	-	-	-	-	-	-
	Quinclorac	µg/L				-	-	-	-	-	-	-	-	-	-	-	-	-	-	-	-	-	-
	Quinoxyfen	µg/L				-	-	-	-	-	-	-	-	-	-	-	-	-	-	-	-	-	-
	Ronnel (Filtered)	µg/L	0.01		0.03[#3]	-	-	-	-	-	-	-	-	-	-	-	-	-	-	-	-	-	-
	Savey	µg/L				-	-	-	-	-	-	-	-	-	-	-	-	-	-	-	-	-	-
	Sethoxydim	µg/L				-	-	-	-	-	-	-	-	-	-	-	-	-	-	-	-	-	-
	Simazine	µg/L	0.01		1[#2]	-	-	-	-	-	-	-	-	-	-	-	-	-	-	-	-	-	-
	Simazine (Filtered)	µg/L	0.02		1[#2]	-	-	-	-	-	-	-	-	-	-	-	-	-	-	-	-	-	-
	Tebuthiuron	µg/L				-	-	-	-	-	-	-	-	-	-	-	-	-	-	-	-	-	-
	Tebuthiuron (Filtered)	µg/L	10			-	-	-	-	-	-	-	-	-	-	-	-	-	-	-	-	-	-
	Terbutryn	µg/L	0.01			-	-	-	-	-	-	-	-	-	-	-	-	-	-	-	-	-	-
	Terbutryn (Filtered)	µg/L	0.02			-	-	-	-	-	-	-	-	-	-	-	-	-	-	-	-	-	-
	Terbutylazine	µg/L				-	-	-	-	-	-	-	-	-	-	-	-	-	-	-	-	-	-
	Terbutylazine (Filtered)	µg/L	0.02			-	-	-	-	-	-	-	-	-	-	-	-	-	-	-	-	-	-
	Phosalone	µg/L	0.01			-	-	-	-	-	-	-	-	-	-	-	-	-	-	-	-	-	-
	Phosalone (Filtered)	µg/L	0.01			-	-	-	-	-	-	-	-	-	-	-	-	-	-	-	-	-	-
	Phosphamidon	µg/L	0.01			-	-	-	-	-	-	-	-	-	-	-	-	-	-	-	-	-	-
	Phosphamidon (Filtered)	µg/L	0.01			-	-	-	-	-	-	-	-	-	-	-	-	-	-	-	-	-	-
	Thiobencarb	µg/L				-	-	-	-	-	-	-	-	-	-	-	-	-	-	-	-	-	-
	Thiophanate-methyl	µg/L				-	-	-	-	-	-	-	-	-	-	-	-	-	-	-	-	-	-
	Triadimefon	µg/L	0.01			-	-	-	-	-	-	-	-	-	-	-	-	-	-	-	-	-	-
	Triadimefon (Filtered)	µg/L	0.01			-	-	-	-	-	-	-	-	-	-	-	-	-	-	-	-	-	-
	Triadimenol	µg/L				-	-	-	-	-	-	-	-	-	-	-	-	-	-	-	-	-	-
	Triallate	µg/L	0.01		0.25[#3]	-	-	-	-	-	-	-	-	-	-	-	-	-	-	-	-	-	-
	Triallate (Filtered)	µg/L	0.01		0.25[#3]	-	-	-	-	-	-	-	-	-	-	-	-	-	-	-	-	-	-
	Triasulfuron	µg/L				-	-	-	-	-	-	-	-	-	-	-	-	-	-	-	-	-	-
	Tributyl phosphate (Filtered)	µg/L	0.01		50[#3]	-	-	-	-	-	-	-	-	-	-	-	-	-	-	-	-	-	-
	Triclopyr	µg/L				-	-	-	-	-	-	-	-	-	-	-	-	-	-	-	-	-	-
	Triclopyr (Filtered)	µg/L	0.02			-	-	-	-	-	-	-	-	-	-	-	-	-	-	-	-	-	-
	Triclosan	µg/L				-	-	-	-	-	-	-	-	-	-	-	-	-	-	-	-	-	-
	Trifluralin	µg/L	0.01		0.03[#2]	-	-	-	-	-	-	-	-	-	-	-	-	-	-	-	-	-	-
	Trifluralin (Filtered)	µg/L	0.01		0.03[#2]	-	-	-	-	-	-	-	-	-	-	-	-	-	-	-	-	-	-
	Tebuconazole	µg/L				-	-	-	-	-	-	-	-	-	-	-	-	-	-	-	-	-	-
	Telodrin	µg/L	0.01			-	-	-	-	-	-	-	-	-	-	-	-	-	-	-	-	-	-
	Telodrin (Filtered)	µg/L	0.01			-	-	-	-	-	-	-	-	-	-	-	-	-	-	-	-	-	-
	Triazophos	µg/L	0.01		0.005[#3]	-	-	-	-	-	-	-	-	-	-	-	-	-	-	-	-	-	-
	Triazophos (Filtered)	µg/L	0.01		0.005[#3]	-	-	-	-	-	-	-	-	-	-	-	-	-	-	-	-	-	-
	Tricyclazole	µg/L				-	-	-	-	-	-	-	-	-	-	-	-	-	-	-	-	-	-
Surrogate	Surrogate Value	%				-	-	-	-	-	-	-	-	-	-	-	-	-	-	-	-	-	-
SVOC TIC	SVOC TICS - Detect	Detect				-	-	-	-	-	-	-	0	-	-	-	-	-	-	-	-	-	-
	SVOC Tentatively Identified Compounds	µg/L	10			-	-	-	-	-	-	-	<10	-	-	-	-	-	-	-	-	-	-
	SVOC Tentatively Identified Compounds (Filtered)	µg/L	1			-	-	-	-	-	-	-	-	-	-	-	-	-	-	-	-	-	-
VOC TIC	VOC TICs - Detect	Detect				-	-	-	-	-	-	-	-	-	-	-	-	-	-	-	-	-	-
	VOC Tentatively Identified Compounds	µg/l	10			-	-	-	-	-	-	-	-	-	-	-	-	-	-	-	-	-	-
	VOC Tentatively Identified Compounds (Filtered)	µg/l	1			-	-	-	-	-	-	-	-	-	-	-	-	-	-	-	-	-	-
Other	Biochemical Oxygen Demand (5-day test)	µg/L	1000			-	-	-	-	-	-	-	<1000	-	-	-	-	-	-	-	-	-	-
	Redox	mV				-	-	-	-	-	-	-	-	-	-	-	-	-	-	-	-	-	-
	Conductivity @ 20oC	µS/cm	5			-	382	460	449	447	481	460 - 481	461	1393	1180	1110	1540	-	-	-	510	532	509
	Conductivity @ 20oC (Filtered)	µS/cm	10			465	-	-	-	-	-	-	-	1393	-	-	-	588	-	529	-	-	-
	Biological Oxygen Demand	mg/L	1			-	2.37	<1	<1	<1	<1	<1	-	-	>43.4	-	-	-	-	-	<1.67	<5	2.22
	Biological Oxygen Demand (Filtered)	mg/L	1			2	-	-	-	-	-	-	-	-	-	-	-	-	<1	<1	-	-	-
	Chemical Oxygen Demand	mg/L	5			-	20.5	9.33	8.31	<7	9.29	<7 - 9.29	<7	12	131	-	-	-	-	-	28.5	417	15
	Chemical Oxygen Demand (Filtered)	mg/L	5			18	-	-	-	-	-	-	-	12	-	-	-	6	-	12	-	-	-
	Dissolved Organic Carbon	µg/L	200			-	-	-	-	-	-	-	-	3900	-	-	-	-	-	-	-	-	-
	Dissolved Organic Carbon (Filtered)	µg/L	200			1100	3750	4060	<3000	3390	3350	3350 - 4620	-	3900	15,700	4630	6050	5000	-	900	4800	4810	3540
	pH (Lab)	pH_Units	0.01	6.5-9.5[#1]	6-9(MAC)[#38]	-	8.23	7.77	7.43	7.82	7.9	7.81 - 7.9	7.6	7.44	7.29	6.67	7.5	-	-	-	8.01	8.24	7.75
	pH (Lab) (Filtered)	pH_Units	0.01	6.5-9.5[#1]	6-9(MAC)[#38]	8.04	-	-	-	-	-	-	-	7.44	-	-	-	8.11	-	8.04	-	-	-

					Investigation Phase	LTM	LTM	LTM	LTM	LTM	LTM	GI	GI	GI	GI	LTM	LTM	LTM	LTM	LTM	LTM	LTM	LTM
					Location_Code	BH13009	BH13009	BH13009	BH13009	BH13009	BH13009	BH13015	BH13015	BH13015	BH13015	BH13015	BH13015	BH13015	BH13015	BH13015	BH13004	BH13004	BH13004
					Sampled_Date	22/05/2020	22/05/2020	23/06/2020	09/09/2020	09/09/2020	01/12/2020	14/11/2019	26/11/2019	16/01/2020	18/02/2020	17/03/2020	14/04/2020	12/05/2020	23/06/2020	09/09/2020	12/05/2020	01/07/2020	18/12/2020
					Sample_Depth	17	17	17	9.09	9.09	9.1	6.09	6.42	5.87	11	11	8	10	10.5	6.14	9	9	9.38
Chem_Group	**ChemName**	**output unit**	**EQL**	**UK Drinking Water Standards**	**UK Freshwater EQS**																		
Metals	Antimony	µg/L	4	5[#1]		-	-	-	-	-	-	-	-	-	<4	-	-	-	-	-	-	<4
	Arsenic	µg/L	1	10[#1]	50[#2]	<2	<2	2.01	2.39	2.52	-	1	-	1	<2	<2	<2	<2	<2	<2	<2	2.79	16.8
	Arsenic (Filtered)	µg/L	0.5	10[#1]	50[#2]	1.51	1.51	1.75	2.16	2.15	-	<1	-	<1	0.546	0.648	<0.5	<0.5	<0.5	<0.5	<0.5	0.906	0.778
	Boron	µg/L	10	1000[#1]	2000[#3]	44.8	44.1	34.9	38.9	40	-	62	-	10	<20	<20	<20	<20	<20	514	67.2	96.4	105
	Boron (Filtered)	µg/L	10	1000[#1]	2000[#3]	-	-	-	-	-	-	68	-	-	<10	-	-	-	-	-	-	-	-
	Cadmium	µg/L	0.05	5[#1]	0.08[#4]	<0.5	<0.5	<0.5	<0.5	<0.5	-	<0.05	-	0.06	<0.5	<0.5	<0.5	<0.5	<0.5	<0.5	<0.5	<0.5	<0.5
	Cadmium (Filtered)	µg/L	0.05	5[#1]	0.08[#4]	<0.08	<0.08	<0.08	<0.08	<0.08	-	<0.05	-	<0.05	<0.08	<0.08	<0.08	<0.08	0.0873	<0.08	<0.08	<0.08	<0.08
	Chromium (hexavalent)	µg/L	10		3.4[#5]	-	-	-	-	-	-	-	-	-	-	-	-	-	-	-	-	-	-
	Chromium (hexavalent) (Filtered)	µg/L	3		3.4[#5]	<3	<3	<3	<3	<3	-	<10	-	<10	<3	<3	<3	<3	<3	<3	<3	<3	<3
	Chromium	µg/L	1	50[#1]	3.4[#6]	<3	<3	<3	<3	<3	-	<1	-	12	22.1	<3	3.06	3.05	10.3	9.26	<3	4.88	36.1
	Chromium (Filtered)	µg/L	1	50[#1]	3.4[#6]	<1	7.47	<1	<1	<1	-	<1	-	<1	<1	<1	<1	<1	1.04	<1	<1	<1	<1
	Chromium (Trivalent)	µg/L	10		4.7[#5]	-	-	-	-	-	-	-	-	-	-	-	-	-	-	-	-	-	-
	Chromium (Trivalent) (Filtered)	µg/L	3		4.7[#5]	<3	7.47	<3	<3	<3	-	<10	-	<10	-	<3	<3	<3	<3	<3	<3	<3	-
	Cobalt	µg/L	1		3[#7]	-	-	-	-	-	-	-	-	-	-	-	-	-	-	-	-	-	-
	Cobalt (Filtered)	µg/L	0.5		3[#7]	<0.5	<0.5	<0.5	<0.5	<0.5	-	1	-	<1	-	<0.5	<0.5	<0.5	<0.5	<0.5	<0.5	<0.5	<0.5
	Copper	µg/L	1	2000[#1]	1(bio)[#8]	<1	1.34	2.13	1.73	6.81	-	5	-	4	2.56	2.63	3.19	2.61	3.11	3.84	3.36	333	27.5
	Copper (Filtered)	µg/L	0.3	2000[#1]	1(bio)[#8]	<0.3	<0.3	<0.3	<0.3	<0.3	-	3	-	1	1.18	-	1.94	1.25	1.89	2.27	2.39	4.11	2.41
	Iron	µg/L	10	200[#1]	1000[#2]	-	-	-	-	-	-	-	-	-	-	-	-	-	-	-	-	-	-
	Iron (Filtered)	µg/L	10	200[#1]	1000[#2]	530	508	650	648	728	629	10	-	<10	<19	<19	<19	<19	<19	<19	<19	72.4	<19
	Lead	µg/L	1	10[#1]	1.2(bio)[#8]	-	-	-	-	-	-	-	-	-	-	-	-	-	-	-	-	-	-
	Lead (Filtered)	µg/L	0.2	10[#1]	1.2(bio)[#8]	<0.2	<0.2	<0.2	0.604	<0.2	-	<1	-	<1	<0.2	<0.2	<0.2	<0.2	<0.2	<0.2	<0.2	1.09	0.666
	Manganese	µg/L	1	50[#1]	123(bio)[#9]	103	103	78.7	98.2	82	-	68	-	170	96.2	123	61.3	64.4	35.9	28.7	10.4	58.8	306
	Manganese (Filtered)	µg/L	1	50[#1]	123(bio)[#9]	93.8	91	82	99.4	98.1	104	75	-	149	75.3	46.1	12.8	12.3	8.31	6.43	<3	18	-
	Mercury	µg/L	0.02	1[#1]	0.07(MAC)[#10]	<0.02	<0.02	0.0241	<0.02	<0.02	-	<0.05	-	<0.05	<0.02	<0.02	<0.02	<0.02	<0.02	<0.02	<0.02	0.0489	0.301
	Mercury (Filtered)	µg/L	0.01	1[#1]	0.07(MAC)[#10]	<0.01	<0.01	<0.01	<0.01	<0.01	-	<0.05	-	<0.05	<0.01	<0.01	<0.01	<0.01	<0.01	0.0161	<0.01	<0.01	<0.01
	Molybdenum	µg/L	9	70[#11]		-	-	-	-	-	-	-	-	-	<9	-	-	-	-	-	-	-	<9
	Nickel	µg/L	1	20[#1]	4(bio)[#8]	4.06	4.35	3.45	3.18	2.57	-	9	-	6	5.15	4.53	4.58	4.36	3.17	2.84	2.91	6.4	36.3
	Nickel (Filtered)	µg/L	0.4	20[#1]	4(bio)[#8]	2.39	2.76	1.73	0.846	1.05	-	9	-	4	4.08	3.26	3.28	2.97	3.39	2.16	2.18	2.67	3.12
	Selenium	µg/L	1	10[#1]		<1	<1	<1	<1	<1	-	<1	-	1	1.49	1.52	2.36	1.93	1.92	2.31	1.47	<1	3.24
	Selenium (Filtered)	µg/L	1	10[#1]		-	-	-	-	-	-	<1	-	-	1.18	-	-	-	-	-	-	-	-
	Vanadium	µg/L	5		20[#12]	-	-	-	-	-	-	-	-	-	<5	-	-	-	-	-	-	-	46.1
	Zinc	µg/L	1	3000[#13]	10.9(bio)[#8]	14.9	22.9	19.1	12.9	12.8	-	10	-	9	8.69	10.2	12.5	7.62	72	9.31	6.32	129	80.2
	Zinc (Filtered)	µg/L	1	3000[#13]	10.9(bio)[#8]	-	-	-	-	-	-	7	-	-	3.86	-	-	-	-	-	-	-	-
Inorganics	Alkalinity (Carbonate as CaCO3) (Filtered)	mg/L	15			-	-	-	-	-	-	-	-	-	-	-	-	-	-	-	-	-	-
	Total Hardness	mg/l	0.35			181	181	168	177	176	171	-	-	-	632	669	632	631	567	602	353	318	377
	Total Hardness (Filtered)	mg/l	2			-	-	-	-	-	-	395	-	646	-	-	-	-	-	-	-	-	-
	Alkalinity (Bicarbonate as CaCO3)	mg/L	2			-	180	175	180	176	201	-	-	-	228	248	230	235	206	230	175	171	-
	Alkalinity (Bicarbonate as CaCO3) (Filtered)	mg/L	15			-	-	-	-	-	-	355	-	250	-	-	-	-	-	-	-	-	-
	Alkalinity (Bicarbonate) as HCO3	mg/L	2			220	219	213	220	215	-	-	-	-	278	302	281	287	251	281	214	209	-
	Alkalinity (total) as CaCO3	mg/L	2			180	180	175	180	176	165	-	-	-	-	248	230	235	206	230	175	171	173
	Alkalinity (total) as CaCO3 (Filtered)	mg/L	15			-	-	-	-	-	-	346	-	250 - 263	-	-	-	-	-	-	-	-	-
	Ammonia as N (Filtered)	mg/L	0.000036		0.6[#14]	-	-	-	-	-	-	-	-	-	-	-	-	-	-	-	-	-	-
	Ammoniacal Nitrogen as N	mg/L	0.02		0.6[#14]	-	-	-	-	-	-	-	-	-	-	-	-	-	-	-	-	-	-
	Ammoniacal Nitrogen as N (Filtered)	mg/L	0.01		0.6[#14]	0.1	0.0972	0.131	0.201	0.174	-	0.05	-	0.1	0.033	0.045	<0.01	0.0684	0.109	0.0623	0.0205	0.0177	-
	Ammoniacal Nitrogen as NH3 (Filtered)	mg/L	0.01			-	-	-	-	-	0.0971	-	-	-	-	-	-	-	-	-	-	-	1.28
	Calcium	mg/L	1			-	-	-	-	-	-	-	-	-	-	-	-	-	-	-	-	-	-
	Calcium (Filtered)	mg/L	0.2			60.1	59.3	84.4	55.2	54.2	51.6	116	-	203	179	194	203	178	204	194	122	120	-
	Chloride	mg/L	1	250[#1]	250[#3]	-	-	-	-	-	-	-	-	-	-	-	-	-	-	-	-	-	-
	Chloride (Filtered)	mg/L	1	250[#1]	250[#3]	35.5	35.4	33	33.1	33.5	30.7	88	-	56	53.8	53.8	52.7	51.5	51.4	50.2	24.2	22.4	-
	Cyanide (Free)	µg/L	5	50[#1]	1[#2]	-	-	-	-	-	-	-	-	-	-	-	-	-	-	-	-	-	-
	Cyanide (Free) (Filtered)	µg/L	2.5	50[#1]	1[#2]	<2.5	<2.5	<2.5	<2.5	<2.5	-	<5	-	<5	<2.5	<2.5	<2.5	<2.5	<2.5	<2.5	<2.5	<2.5	<2.5
	Cyanide Total	µg/L	5	50[#1]	1[#2]	-	-	-	-	-	-	-	-	-	-	-	-	-	-	-	-	-	-
	Cyanide Total (Filtered)	µg/L	5	50[#1]	1[#2]	<5	<5	<5	<5	<5	-	<5	-	<5	<5	<5	<5	<5	<5	<5	<5	<5	<5
	cyanides-complex (Filtered)	µg/L	5	50[#1]	1[#2]	<5	<5	<5	<5	<5	-	-	-	-	<5	<5	<5	<5	<5	<5	<5	<5	<5
	Fluoride	µg/L	100	1500[#1]	1000[#15]	-	-	-	-	-	-	-	-	-	-	-	-	-	-	-	-	-	-
	Fluoride (Filtered)	µg/L	100	1500[#1]	1000[#15]	836	808	876	829	837	-	320	-	<100	<500	<500	<500	<500	<500	<500	<500	<500	-
	Magnesium	mg/L	1			-	-	-	-	-	-	-	-	-	-	-	-	-	-	-	-	-	-
	Magnesium (Filtered)	mg/L	0.036			12.1	11.9	12.5	11.3	11.1	10.7	26	-	34	29.1	29.3	33.8	30.3	31.5	32.8	4.69	4.82	-
	Nitrate (as N) (Filtered)	mg/L	0.022			-	-	-	-	-	-	-	-	71.933	-	-	-	-	-	-	-	-	-
	Nitrate (as NO3-)	mg/L	0.1	50(NO3)[#16]		-	-	-	-	-	-	-	-	-	-	-	-	-	-	-	-	-	-
	Nitrate (as NO3-) (Filtered)	mg/L	0.1	50(NO3)[#16]		<0.3	<0.3	0.509	<0.3	<0.3	<0.3	43.7	-	-	262	263	256	265	20.5	264	178	156	-
	Phosphorus	µg/L	20			139	126	125	167	185	-	-	-	120	106	117	126	126	96.8	85.8	104	178	-
	Phosphorus (Filtered)	µg/L	10			105	107	111	126	141	-	-	-	<20	55.3	46.6	15.7	39.9	55.8	50.6	32.6	93.7	-
	Potassium	mg/L	1.2			-	-	-	-	-	-	-	-	-	-	-	-	-	-	-	-	-	-
	Potassium (Filtered)	mg/L	0.2			8.43	8.26	7.1	7.48	7.17	6.86	7	-	4	2.72	2.53	2.78	2.62	2.62	2.59	1.78	1.47	-
	Sodium	mg/L	1	200[#1]		-	-	-	-	-	-	-	-	-	-	-	-	-	-	-	-	-	-
	Sodium (Filtered)	mg/L	0.076	200[#1]		52	51.7	61	45.8	43.8	37.4	88.7 - 89	-	33	23.1	19.7	23.3	20.6	30.1	24.1	15.9	14.3	-
	Sulphate	mg/L	1	250(SO4)[#17]	400[#3]	-	-	-	-	-	-	-	-	-	-	-	-	-	-	-	-	-	-
	Sulphate (Filtered)	mg/L	1	250(SO4)[#17]	400[#3]	63.3	61.1	55.7	51.6	52	48.4	104	-	180	165	150	157	152	170	152	26.1	24.3	-
PAH	Naphthalene	µg/L	0.01		2[#2]	0.633	0.658	0.634	0.685	0.72	-	-	-	-	0.0556	0.0578	0.0698	0.0457	0.0407	0.0536	0.0403	0.0207	<8 - 0.0647
	Naphthalene (Filtered)	µg/L	0.01		2[#2]	-	-	-	-	-	-	0.01	-	<0.01	-	-	-	-	-	-	-	-	-
	Acenaphthene	µg/L	0.005		No UK EQS	0.0135	0.0131	0.0107	0.0114	0.0135	-	-	-	-	<0.005	<0.005	<0.005	<0.005	<0.01	0.018	<0.005	<0.01	<0.01
	Acenaphthene (Filtered)	µg/L	0.01		No UK EQS	-	-	-	-	-	-	<0.01	-	<0.01	-	-	-	-	-	-	-	-	-
	Acenaphthylene	µg/L	0.005		No UK EQS	<0.005	<0.005	<0.01	<0.005	0.00711	-	-	-	-	<0.005	<0.005	<0.005	<0.005	<0.01	<0.005	<0.005	<0.01	<0.01
	Acenaphthylene (Filtered)	µg/L	0.01		No UK EQS	-	-	-	-	-	-	<0.01	-	<0.01	-	-	-	-	-	-	-	-	-
	Fluoranthene	µg/L	0.005		0.0063[#2]	<0.005	<0.005	<0.01	<0.005	<0.005	-	-	-	-	<0.005	<0.005	0.00663	<0.005	<0.01	<0.005	<0.005	<0.01	<0.01
	Fluoranthene (Filtered)	µg/L	0.01		0.0063[#2]	-	-	-	-	-	-	0.02	-	<0.01	-	-	-	-	-	-	-	-	-
	Anthracene	µg/L	0.005		0.1[#2]	<0.005	<0.005	<0.01	<0.005	<0.005	-	-	-	-	<0.005	<0.005	<0.005	<0.005	<0.01	<0.005	<0.005	<0.01	<0.01
	Anthracene (Filtered)	µg/L	0.01		0.1[#2]	-	-	-	-	-	-	<0.01	-	<0.01	-	-	-	-	-	-	-	-	-
	Phenanthrene	µg/L	0.005		No UK EQS	<0.005	<0.005	<0.01	<0.005	<0.005	-	-	-	-	<0.005	<0.005	<0.005	<0.005	<0.01	<0.005	<0.005	<0.01	<0.01
	Phenanthrene (Filtered)	µg/L	0.01		No UK EQS	-	-	-	-	-	-	0.02	-	<0.01	-	-	-	-	-	-	-	-	-

					Investigation Phase	LTM	LTM	LTM	LTM	LTM	LTM	GI	GI	GI	GI	LTM	LTM	LTM	LTM	LTM	LTM	LTM	LTM
					Location_Code	BH13009	BH13009	BH13009	BH13009	BH13009	BH13009	BH13015	BH13015	BH13015	BH13015	BH13015	BH13015	BH13015	BH13015	BH13015	BH13004	BH13004	BH13004
					Sampled_Date	22/05/2020	22/05/2020	23/06/2020	09/09/2020	09/09/2020	01/12/2020	14/11/2019	26/11/2019	16/01/2020	18/02/2020	17/03/2020	14/04/2020	12/05/2020	23/06/2020	09/09/2020	12/05/2020	01/07/2020	18/12/2020
					Sample_Depth	17	17	17	9.09	9.09	9.1	6.09	6.42	5.87	11	11	8	10	10.5	6.14	9	9	9.38
Chem_Group	**ChemName**	**output unit**	**EQL**	**UK Drinking Water Standards**	**UK Freshwater EQS**																		
	Fluorene	µg/L	0.005		No UK EQS	<0.005	<0.005	<0.01	<0.005	<0.005	-	-	-	-	<0.005	<0.005	<0.005	<0.005	<0.01	<0.005	<0.005	<0.01	<0.01
	Fluorene (Filtered)	µg/L	0.01		No UK EQS	-	-	-	-	-	-	<0.01	-	<0.01	-	-	-	-	-	-	-	-	-
	Chrysene	µg/L	0.005		No UK EQS	<0.005	<0.005	<0.01	<0.005	<0.005	-	-	-	-	<0.005	<0.005	<0.005	<0.005	<0.01	<0.005	<0.005	<0.01	<0.01
	Chrysene (Filtered)	µg/L	0.01		No UK EQS	-	-	-	-	-	-	<0.01	-	<0.01	-	-	-	-	-	-	-	-	-
	Pyrene	µg/L	0.005		No UK EQS	0.013	0.0125	<0.01	<0.005	<0.005	-	-	-	-	0.00789	<0.005	0.00894	<0.005	<0.01	<0.005	<0.005	<0.01	<0.01
	Pyrene (Filtered)	µg/L	0.01		No UK EQS	-	-	-	-	-	-	0.02	-	<0.01	-	-	-	-	-	-	-	-	-
	Benzo(a)anthracene	µg/L	0.005		No UK EQS	<0.005	<0.005	<0.01	<0.005	<0.005	-	-	-	-	<0.005	<0.005	<0.005	<0.005	<0.01	<0.005	<0.005	<0.01	<0.01
	Benzo(a)anthracene (Filtered)	µg/L	0.01		No UK EQS	-	-	-	-	-	-	<0.01	-	<0.01	-	-	-	-	-	-	-	-	-
	Benzo(b)fluoranthene	µg/L	0.005	0.025[#18]	See BaP[#19]	<0.005	<0.005	<0.01	<0.005	<0.005	-	-	-	-	<0.005	<0.005	<0.005	<0.005	<0.01	<0.005	<0.005	<0.01	<0.01
	Benzo(b)fluoranthene (Filtered)	µg/L	0.01	0.025[#18]	See BaP[#19]	-	-	-	-	-	-	<0.01	-	<0.01	-	-	-	-	-	-	-	-	-
	Benzo(k)fluoranthene	µg/L	0.005	0.025[#18]	See BaP[#19]	<0.005	<0.005	<0.01	<0.005	<0.005	-	-	-	-	<0.005	<0.005	<0.005	<0.005	<0.01	<0.005	<0.005	<0.01	<0.01
	Benzo(k)fluoranthene (Filtered)	µg/L	0.01	0.025[#18]	See BaP[#19]	-	-	-	-	-	-	<0.01	-	<0.01	-	-	-	-	-	-	-	-	-
	Benzo(a)pyrene	µg/L	0.002	0.01[#1]	0.00017[#19]	<0.002	<0.002	<0.004	<0.002	<0.002	-	-	-	-	<0.002	<0.002	<0.002	<0.002	<0.004	<0.002	<0.002	<0.004	<0.004
	Benzo(a)pyrene (Filtered)	µg/L	0.01	0.01[#1]	0.00017[#19]	-	-	-	-	-	-	<0.01	-	<0.01	-	-	-	-	-	-	-	-	-
	Dibenz(a,h)anthracene	µg/L	0.005		No UK EQS	<0.005	<0.005	<0.01	<0.005	<0.005	-	-	-	-	<0.005	<0.005	<0.005	<0.005	<0.01	<0.005	<0.005	<0.01	<0.01
	Dibenz(a,h)anthracene (Filtered)	µg/L	0.01		No UK EQS	-	-	-	-	-	-	<0.01	-	<0.01	-	-	-	-	-	-	-	-	-
	Benzo(g,h,i)perylene	µg/L	0.005	0.025[#18]	See BaP[#19]	<0.005	<0.005	<0.01	<0.005	<0.005	-	-	-	-	<0.005	<0.005	<0.005	<0.005	<0.01	<0.005	<0.005	<0.01	<0.01
	Benzo(g,h,i)perylene (Filtered)	µg/L	0.01	0.025[#18]	See BaP[#19]	-	-	-	-	-	-	<0.01	-	<0.01	-	-	-	-	-	-	-	-	-
	Indeno(1,2,3-c,d)pyrene	µg/L	0.005	0.025[#18]	See BaP[#19]	<0.005	<0.005	<0.01	<0.005	<0.005	-	-	-	-	<0.005	<0.005	<0.005	<0.005	<0.01	<0.005	<0.005	<0.01	<0.01
	Indeno(1,2,3-c,d)pyrene (Filtered)	µg/L	0.01	0.025[#18]	See BaP[#19]	-	-	-	-	-	-	<0.01	-	<0.01	-	-	-	-	-	-	-	-	-
	PAH 16 Total	µg/L	0.01			0.659	0.684	0.644	0.696	0.74	-	-	-	-	<0.082	<0.082	0.0854	<0.082	<0.164	<0.082	<0.082	<0.164	<0.164
	PAH 16 Total (Filtered)	µg/L	0.01			-	-	-	-	-	-	0.07	-	<0.01	-	-	-	-	-	-	-	-	-
TPH CWG	>C5-C6 Aliphatics	µg/L	1	See TPH	See TPH	<10	<10	<10	<10	<10	-	-	-	-	<10	<10	<10	<10	<10	<10	<10	<10	<10
	>C5-C6 Aliphatics (Filtered)	µg/L	1	See TPH	See TPH	-	-	-	-	-	-	<1	-	<1	-	-	-	-	-	-	-	-	-
	>C6-C8 Aliphatics	µg/L	1	See TPH	See TPH	<10	<10	<10	<10	<10	-	-	-	-	<10	<10	<10	<10	<10	<10	<10	<10	<10
	>C6-C8 Aliphatics (Filtered)	µg/L	1	See TPH	See TPH	-	-	-	-	-	-	<1	-	<1	-	-	-	-	-	-	-	-	-
	>C8-C10 Aliphatics	µg/L	5	See TPH	See TPH	<10	<10	<10	<10	<10	-	-	-	-	<10	<10	<10	<10	<10	<10	<10	<10	<10
	>C8-C10 Aliphatics (Filtered)	µg/L	5	See TPH	See TPH	-	-	-	-	-	-	<5	-	<5	-	-	-	-	-	-	-	-	-
	>C10-C12 Aliphatics	µg/L	5	See TPH	See TPH	<10	<10	<10	<10	<10	-	-	-	-	<10	<10	<10	<10	<10	<10	<10	<10	<10
	>C10-C12 Aliphatics (Filtered)	µg/L	5	See TPH	See TPH	-	-	-	-	-	-	<5	-	<5	-	-	-	-	-	-	-	-	-
	>C12-C16 Aliphatics	µg/L	5	See TPH	See TPH	<10	<10	<20	<10	<10	-	-	-	-	<10	<10	<10	<10	<20	<10	<10	<20	<20
	>C12-C16 Aliphatics (Filtered)	µg/L	5	See TPH	See TPH	-	-	-	-	-	-	<5	-	<5	-	-	-	-	-	-	-	-	-
	>C16-C21 Aliphatics	µg/L	5	See TPH	See TPH	<10	<10	<20	<10	<10	-	-	-	-	<10	<10	<10	<10	<20	<10	<10	<20	<20
	>C16-C21 Aliphatics (Filtered)	µg/L	5	See TPH	See TPH	-	-	-	-	-	-	<5	-	<5	-	-	-	-	-	-	-	-	-
	>C21-C35 Aliphatics	µg/L	5	See TPH	See TPH	<10	<10	<20	<10	<10	-	-	-	-	<10	<10	<10	<10	<20	<10	<10	<20	<20
	>C21-C35 Aliphatics (Filtered)	µg/L	5	See TPH	See TPH	-	-	-	-	-	-	10	-	<5	-	-	-	-	-	-	-	-	-
	>C16-C35 Aliphatics	µg/L	10			<10	<10	<20	<10	<10	-	-	-	-	<10	<10	<10	<10	<20	<10	<10	<20	<20
	Total >C5-C35 Aliphatics	µg/L	5	See TPH	See TPH	-	-	-	-	-	-	-	-	-	-	-	-	-	-	-	-	-	-
	Total >C5-C35 Aliphatics (Filtered)	µg/L	5	See TPH	See TPH	-	-	-	-	-	-	10	-	<5	-	-	-	-	-	-	-	-	-
	Total Aliphatics >C12-C35	µg/L	10			<10	<10	<20	<10	<10	-	-	-	-	<10	<10	<10	<10	<20	<10	<10	<20	<20
	>EC5-EC7 Aromatics	µg/L	1	See TPH	See TPH	-	-	-	-	-	-	-	-	-	-	-	-	-	-	-	-	-	-
	>EC5-EC7 Aromatics (Filtered)	µg/L	1	See TPH	See TPH	-	-	-	-	-	-	<1	-	<1	-	-	-	-	-	-	-	-	-
	>EC6-EC7 Aromatics	µg/L	10			<10	<10	<10	<10	<10	-	-	-	-	<10	<10	<10	<10	<10	<10	<10	<10	<10
	>EC7-EC8 Aromatics	µg/L	1	See TPH	See TPH	<10	<10	<10	<10	<10	-	-	-	-	<10	<10	<10	<10	<10	<10	<10	<10	<10
	>EC7-EC8 Aromatics (Filtered)	µg/L	1	See TPH	See TPH	-	-	-	-	-	-	<1	-	<1	-	-	-	-	-	-	-	-	-
	>EC8-EC10 Aromatics	µg/L	5	See TPH	See TPH	<10	<10	<10	<10	<10	-	-	-	-	<10	<10	<10	<10	<10	<10	<10	<10	<10
	>EC8-EC10 Aromatics (Filtered)	µg/L	5	See TPH	See TPH	-	-	-	-	-	-	6	-	<5	-	-	-	-	-	-	-	-	-
	>EC10-EC12 Aromatics	µg/L	5	See TPH	See TPH	<10	<10	<10	<10	<10	-	-	-	-	<10	<10	<10	<10	<10	<10	<10	<10	<10
	>EC10-EC12 Aromatics (Filtered)	µg/L	5	See TPH	See TPH	-	-	-	-	-	-	<5	-	<5	-	-	-	-	-	-	-	-	-
	>EC12-EC16 Aromatics	µg/L	5	See TPH	See TPH	<10	<10	<20	<10	<10	-	-	-	-	<10	<10	<10	<10	<20	<10	<10	<20	<20
	>EC12-EC16 Aromatics (Filtered)	µg/L	5	See TPH	See TPH	-	-	-	-	-	-	5	-	<5	-	-	-	-	-	-	-	-	-
	>EC16-EC21 Aromatics	µg/L	5	See TPH	See TPH	<10	<10	<20	<10	<10	-	-	-	-	<10	<10	<10	<10	<20	<10	<10	<20	<20
	>EC16-EC21 Aromatics (Filtered)	µg/L	5	See TPH	See TPH	-	-	-	-	-	-	<5	-	<5	-	-	-	-	-	-	-	-	-
	>EC21-EC35 Aromatics	µg/L	10	See TPH	See TPH	<10	<10	<20	<10	<10	-	-	-	-	<10	<10	<10	<10	<20	<10	<10	<20	<20
	>EC21-EC35 Aromatics (Filtered)	µg/L	10	See TPH	See TPH	-	-	-	-	-	-	11	-	<10	-	-	-	-	-	-	-	-	-
	Total Aromatics >EC12-EC35	µg/L	10			<10	<10	<20	<10	<10	-	-	-	-	<10	<10	<10	<10	<20	<10	<10	<20	<20
	Total >EC5-EC35 Aromatics	µg/L	10	See TPH	See TPH	-	-	-	-	-	-	-	-	-	-	-	-	-	-	-	-	-	-
	Total >EC5-EC35 Aromatics (Filtered)	µg/L	10	See TPH	See TPH	-	-	-	-	-	-	22	-	<10	-	-	-	-	-	-	-	-	-
	TPH >C5-C35 Aliphatics/Aromatics	µg/L	10	I10[#20]	I50[#21]	<10	<10	<10	<10	<10	-	-	-	-	<10	<10	<10	<10	<10	<10	<10	<10	<10
	TPH >C5-C35 Aliphatics/Aromatics (Filtered)	µg/L	10	I10[#20]	I50[#21]	-	-	-	-	-	-	32	-	<10	-	-	-	-	-	-	-	-	-
TPH	>C5-C6	µg/L	10			-	-	-	<10	<10	-	-	-	-	-	-	-	-	-	<10	-	-	-
	>C6-C7	µg/L	10			-	-	-	<10	<10	-	-	-	-	-	-	-	-	-	<10	-	-	-
	>C7-C8	µg/L	10			-	-	-	<10	<10	-	-	-	-	-	-	-	-	-	<10	-	-	-
	>C6-C8	µg/L	10			-	-	-	-	-	-	-	-	-	-	-	-	-	-	-	-	-	-
	>C6-C8 (Filtered)	µg/L	10			-	-	-	-	-	-	-	-	-	-	-	-	-	-	-	-	-	-
	>C8-C10	µg/L	5			-	-	-	<10	<10	-	-	-	-	-	-	-	-	-	<10	-	-	-
	>C8-C10 (Filtered)	µg/L	5			-	-	-	-	-	-	-	-	-	-	-	-	-	-	-	-	-	-
	>C10-C12	µg/L	5			-	-	-	<10	<10	-	-	-	-	-	-	-	-	-	<10	-	-	-
	>C10-C12 (Filtered)	µg/L	5			-	-	-	-	-	-	-	-	-	-	-	-	-	-	-	-	-	-
	>C12-C16	µg/L	10			-	-	-	<100	<100	-	-	-	-	-	-	-	-	-	<100	-	-	-
	>C12-C16 (Filtered)	µg/L	10			-	-	-	-	-	-	-	-	-	-	-	-	-	-	-	-	-	-
	>C16-C21	µg/L	20			-	-	-	<100	<100	-	-	-	-	-	-	-	-	-	<100	-	-	-
	>C16-C21 (Filtered)	µg/L	20			-	-	-	-	-	-	-	-	-	-	-	-	-	-	-	-	-	-
	>C21-C28	µg/L	100			-	-	-	<100	<100	-	-	-	-	-	-	-	-	-	<100	-	-	-
	>C28-C35	µg/L	100			-	-	-	<100	<100	-	-	-	-	-	-	-	-	-	<100	-	-	-
	>C21-C40	µg/L	20			-	-	-	-	-	-	-	-	-	-	-	-	-	-	-	-	-	-
	>C21-C40 (Filtered)	µg/L	20			-	-	-	-	-	-	-	-	-	-	-	-	-	-	-	-	-	-
	>C35-C40	µg/L	100			-	-	-	<100	<100	-	-	-	-	-	-	-	-	-	<100	-	-	-
	EPH >C10-40	µg/L	100			-	-	-	131	130	-	-	-	-	-	-	-	-	-	<100	-	-	-
	Total EPH C6-40	µg/L	100			-	-	-	131	130	-	-	-	-	-	-	-	-	-	<100	-	-	-
	GRO >C5-12	µg/L	50			<50	<50	<50	<50	<50	-	-	-	-	<50	<50	<50	<50	<50	<50	<50	<50	<50

						Investigation Phase	LTM	LTM	LTM	LTM	LTM	LTM	GI	GI	GI	GI	LTM	LTM	LTM	LTM	LTM	LTM	LTM	LTM
						Location_Code	BH13009	BH13009	BH13009	BH13009	BH13009	BH13009	BH13015	BH13015	BH13015	BH13015	BH13015	BH13015	BH13015	BH13015	BH13015	OH13004	OH13004	OH13004
						Sampled_Date	22/05/2020	22/05/2020	23/06/2020	09/09/2020	09/09/2020	01/12/2020	14/11/2019	26/11/2019	16/01/2020	18/02/2020	17/03/2020	14/04/2020	12/05/2020	23/06/2020	09/09/2020	12/05/2020	01/07/2020	18/12/2020
						Sample_Depth	17	17	17	9.09	9.09	9.1	6.09	6.42	5.87	11	11	8	10	10.5	6.14	9	9	9.38
Chem_Group	**ChemName**	**output unit**	**EQL**	**UK Drinking Water Standards**	**UK Freshwater EQS**																			
	Total Petroleum Hydrocarbons	µg/L	10	10[#20]	50[#21]	-	-	-	-	-	-	-	-	-	-	-	-	-	-	-	-	-	-
	Total Petroleum Hydrocarbons (Filtered)	µg/L	10	10[#20]	50[#21]	-	-	-	-	-	-	-	-	-	-	-	-	-	-	-	-	-	-
BTEX and MTBE	Benzene	µg/L	1	1[#1]	10[#2]	<7	<7	<7	<7	<7	-	-	-	-	<7	<7	<7	<7	<7	<7	<7	<7	<7
	Benzene (Filtered)	µg/L	1	1[#1]	10[#2]	-	-	-	-	-	-	<1	-	<1	-	-	-	-	-	-	-	-	-
	Toluene	µg/L	1	700[#22]	74[#2]	<4	<4	<4	<4	<4	-	-	-	-	<4	<4	<4	<4	<4	<4	<4	<4	<4
	Toluene (Filtered)	µg/L	1	700[#22]	74[#2]	-	-	-	-	-	-	<1	-	<1	-	-	-	-	-	-	-	-	-
	Ethylbenzene	µg/L	1	300[#22]	20[#23]	<5	<5	<5	<5	<5	-	-	-	-	<5	<5	<5	<5	<5	<5	<5	<5	<5
	Ethylbenzene (Filtered)	µg/L	1	300[#22]	20[#23]	-	-	-	-	-	-	<1	-	<1	-	-	-	-	-	-	-	-	-
	Xylene (m & p)	µg/L	1	250[#24]	15[#25]	<8	<8	<8	<8	<8	-	-	-	-	<8	<8	<8	<8	<8	<8	<8	<8	<8
	Xylene (m & p) (Filtered)	µg/L	1	250[#24]	15[#25]	-	-	-	-	-	-	<1	-	<1	-	-	-	-	-	-	-	-	-
	Xylene (o)	µg/L	1	250[#24]	15[#25]	<3	<3	<3	<3	<3	-	-	-	-	<3	<3	<3	<3	<3	<3	<3	<3	<3
	Xylene (o) (Filtered)	µg/L	1	250[#24]	15[#25]	-	-	-	-	-	-	<1	-	<1	-	-	-	-	-	-	-	-	-
	Xylene Total	µg/L	2	500[#22]	30[#3]	<11	<11	<11	<11	<11	-	-	-	-	<11	<11	<11	<11	<11	<11	<11	<11	<11
	MTBE	µg/L	1	15[#26]	15[#27]	<3	<3	<3	<3	<3	-	-	-	-	<3	<3	<3	<3	<3	<3	<3	<3	<3
	MTBE (Filtered)	µg/L	1	15[#26]	15[#27]	-	-	-	-	-	-	<1	-	<1	-	-	-	-	-	-	-	-	-
	Total BTEX	µg/L	28			<28	<28	<28	<28	<28	-	-	-	-	<28	<28	<28	<28	<28	<28	<28	<28	<28
VOC	Styrene	µg/L	1		50[#3]	-	-	-	-	-	-	-	-	-	-	-	-	-	-	-	-	-	-
	Styrene (Filtered)	µg/L	1		50[#3]	-	-	-	-	-	-	-	-	-	-	-	-	-	-	-	-	-	-
	cis-1,3-dichloropropene	µg/L	1			-	-	-	-	-	-	-	-	-	-	-	-	-	-	-	-	-	-
	cis-1,3-dichloropropene (Filtered)	µg/L	1			-	-	-	-	-	-	-	-	-	-	-	-	-	-	-	-	-	-
	trans-1,3-dichloropropene	µg/L	1			-	-	-	-	-	-	-	-	-	-	-	-	-	-	-	-	-	-
	trans-1,3-dichloropropene (Filtered)	µg/L	1			-	-	-	-	-	-	-	-	-	-	-	-	-	-	-	-	-	-
	1,1,1,2-tetrachloroethane	µg/L	1		70[#28]	-	-	-	-	-	-	-	-	-	-	-	-	-	-	-	-	-	-
	1,1,1,2-tetrachloroethane (Filtered)	µg/L	1		70[#28]	-	-	-	-	-	-	-	-	-	-	-	-	-	-	-	-	-	-
	1,1,1-trichloroethane	µg/L	1	2000[#29]	100[#3]	-	-	-	-	-	-	-	-	-	-	-	-	-	-	-	-	-	-
	1,1,1-trichloroethane (Filtered)	µg/L	1	2000[#29]	100[#3]	-	-	-	-	-	-	-	-	-	-	-	-	-	-	-	-	-	-
	1,1,2,2-tetrachloroethane	µg/L	1		70[#28]	-	-	-	-	-	-	-	-	-	-	-	-	-	-	-	-	-	-
	1,1,2,2-tetrachloroethane (Filtered)	µg/L	1		70[#28]	-	-	-	-	-	-	-	-	-	-	-	-	-	-	-	-	-	-
	1,1,2-trichloroethane	µg/L	1		400[#3]	-	-	-	-	-	-	-	-	-	-	-	-	-	-	-	-	-	-
	1,1,2-trichloroethane (Filtered)	µg/L	1		400[#3]	-	-	-	-	-	-	-	-	-	-	-	-	-	-	-	-	-	-
	1,1-dichloroethane	µg/L	1	2.8[#30]		-	-	-	-	-	-	-	-	-	-	-	-	-	-	-	-	-	-
	1,1-dichloroethane (Filtered)	µg/L	1	2.8[#30]		-	-	-	-	-	-	-	-	-	-	-	-	-	-	-	-	-	-
	1,1-dichloroethene	µg/L	1	140[#31]		-	-	-	-	-	-	-	-	-	-	-	-	-	-	-	-	-	-
	1,1-dichloroethene (Filtered)	µg/L	1	140[#31]		-	-	-	-	-	-	-	-	-	-	-	-	-	-	-	-	-	-
	1,1-dichloropropene	µg/L	1			-	-	-	-	-	-	-	-	-	-	-	-	-	-	-	-	-	-
	1,1-dichloropropene (Filtered)	µg/L	1			-	-	-	-	-	-	-	-	-	-	-	-	-	-	-	-	-	-
	1,2,3-trichloropropane	µg/L	1			-	-	-	-	-	-	-	-	-	-	-	-	-	-	-	-	-	-
	1,2,3-trichloropropane (Filtered)	µg/L	1			-	-	-	-	-	-	-	-	-	-	-	-	-	-	-	-	-	-
	1,2,4-trimethylbenzene	µg/L	1			-	-	-	-	-	-	-	-	-	-	-	-	-	-	-	-	-	-
	1,2,4-trimethylbenzene (Filtered)	µg/L	1			-	-	-	-	-	-	-	-	-	-	-	-	-	-	-	-	-	-
	1,2-dibromo-3-chloropropane	µg/L	1			-	-	-	-	-	-	-	-	-	-	-	-	-	-	-	-	-	-
	1,2-dibromo-3-chloropropane (Filtered)	µg/L	2			-	-	-	-	-	-	-	-	-	-	-	-	-	-	-	-	-	-
	1,2-dibromoethane	µg/L	1			-	-	-	-	-	-	-	-	-	-	-	-	-	-	-	-	-	-
	1,2-dibromoethane (Filtered)	µg/L	1			-	-	-	-	-	-	-	-	-	-	-	-	-	-	-	-	-	-
	1,2-dichloroethane	µg/L	1	3[#1]	10[#2]	-	-	-	-	-	-	-	-	-	-	-	-	-	-	-	-	-	-
	1,2-dichloroethane (Filtered)	µg/L	2	3[#1]	10[#2]	-	-	-	-	-	-	-	-	-	-	-	-	-	-	-	-	-	-
	1,2-dichloropropane	µg/L	1			-	-	-	-	-	-	-	-	-	-	-	-	-	-	-	-	-	-
	1,2-dichloropropane (Filtered)	µg/L	1			-	-	-	-	-	-	-	-	-	-	-	-	-	-	-	-	-	-
	1,3,5-trimethylbenzene	µg/L	1			-	-	-	-	-	-	-	-	-	-	-	-	-	-	-	-	-	-
	1,3,5-trimethylbenzene (Filtered)	µg/L	1			-	-	-	-	-	-	-	-	-	-	-	-	-	-	-	-	-	-
	1,3-dichloropropane	µg/L	1			-	-	-	-	-	-	-	-	-	-	-	-	-	-	-	-	-	-
	1,3-dichloropropane (Filtered)	µg/L	1			-	-	-	-	-	-	-	-	-	-	-	-	-	-	-	-	-	-
	2,2-dichloropropane	µg/L	1			-	-	-	-	-	-	-	-	-	-	-	-	-	-	-	-	-	-
	2,2-dichloropropane (Filtered)	µg/L	1			-	-	-	-	-	-	-	-	-	-	-	-	-	-	-	-	-	-
	2-chlorotoluene	µg/L	1			-	-	-	-	-	-	-	-	-	-	-	-	-	-	-	-	-	-
	2-chlorotoluene (Filtered)	µg/L	1			-	-	-	-	-	-	-	-	-	-	-	-	-	-	-	-	-	-
	4-chlorotoluene	µg/L	1			-	-	-	-	-	-	-	-	-	-	-	-	-	-	-	-	-	-
	4-chlorotoluene (Filtered)	µg/L	1			-	-	-	-	-	-	-	-	-	-	-	-	-	-	-	-	-	-
	Bromobenzene	µg/L	1			-	-	-	-	-	-	-	-	-	-	-	-	-	-	-	-	-	-
	Bromobenzene (Filtered)	µg/L	1			-	-	-	-	-	-	-	-	-	-	-	-	-	-	-	-	-	-
	Bromochloromethane	µg/L	1			-	-	-	-	-	-	-	-	-	-	-	-	-	-	-	-	-	-
	Bromochloromethane (Filtered)	µg/L	5			-	-	-	-	-	-	-	-	-	-	-	-	-	-	-	-	-	-
	Bromodichloromethane	µg/L	1	25[#32]		-	-	-	-	-	-	-	-	-	-	-	-	-	-	-	-	-	-
	Bromodichloromethane (Filtered)	µg/L	10	25[#32]		-	-	-	-	-	-	-	-	-	-	-	-	-	-	-	-	-	-
	Bromoform	µg/L	1	25[#32]		-	-	-	-	-	-	-	-	-	-	-	-	-	-	-	-	-	-
	Bromoform (Filtered)	µg/L	1	25[#32]		-	-	-	-	-	-	-	-	-	-	-	-	-	-	-	-	-	-
	Bromomethane	µg/L	1			-	-	-	-	-	-	-	-	-	-	-	-	-	-	-	-	-	-
	Bromomethane (Filtered)	µg/L	1			-	-	-	-	-	-	-	-	-	-	-	-	-	-	-	-	-	-
	Carbon disulfide	µg/L	1			-	-	-	-	-	-	-	-	-	-	-	-	-	-	-	-	-	-
	Carbon disulfide (Filtered)	µg/L	1			-	-	-	-	-	-	-	-	-	-	-	-	-	-	-	-	-	-
	Carbon tetrachloride	µg/L	1	3[#1]	12[#2]	-	-	-	-	-	-	-	-	-	-	-	-	-	-	-	-	-	-
	Carbon tetrachloride (Filtered)	µg/L	1	3[#1]	12[#2]	-	-	-	-	-	-	-	-	-	-	-	-	-	-	-	-	-	-
	Chlorodibromomethane	µg/L	1	25[#32]		-	-	-	-	-	-	-	-	-	-	-	-	-	-	-	-	-	-
	Chlorodibromomethane (Filtered)	µg/L	3	25[#32]		-	-	-	-	-	-	-	-	-	-	-	-	-	-	-	-	-	-
	Chloroethane	µg/L	1			-	-	-	-	-	-	-	-	-	-	-	-	-	-	-	-	-	-
	Chloroethane (Filtered)	µg/L	1			-	-	-	-	-	-	-	-	-	-	-	-	-	-	-	-	-	-
	Chloroform	µg/L	1	25[#32]	2.5[#2]	-	-	-	-	-	-	-	-	-	-	-	-	-	-	-	-	-	-
	Chloroform (Filtered)	µg/L	1	25[#32]	2.5[#2]	-	-	-	-	-	-	-	-	-	-	-	-	-	-	-	-	-	-
	Chloromethane	µg/L	1			-	-	-	-	-	-	-	-	-	-	-	-	-	-	-	-	-	-
	Chloromethane (Filtered)	µg/L	10			-	-	-	-	-	-	-	-	-	-	-	-	-	-	-	-	-	-
	cis-1,2-dichloroethene	µg/L	1	25[#33]		-	-	-	-	-	-	-	-	-	-	-	-	-	-	-	-	-	-

						Investigation Phase	LTM	LTM	LTM	LTM	LTM	LTM	GI	GI	GI	GI	LTM	LTM	LTM	LTM	LTM	LTM	LTM	LTM
						Location_Code	BH13009	BH13009	BH13009	BH13009	BH13009	BH13009	BH13015	BH13015	BH13015	BH13015	BH13015	BH13015	BH13015	BH13015	BH13015	BH13004	BH13004	BH13004
						Sampled_Date	22/05/2020	22/05/2020	23/06/2020	09/09/2020	09/09/2020	01/12/2020	14/11/2019	26/11/2019	16/01/2020	18/02/2020	17/03/2020	14/04/2020	12/05/2020	23/06/2020	09/09/2020	12/05/2020	01/07/2020	18/12/2020
						Sample_Depth	17	17	17	9.09	9.09	9.1	6.09	6.42	5.87	11	11	8	10	10.5	6.14	9	9	9.38
Chem_Group	**ChemName**	**output unit**	**EQL**	**UK Drinking Water Standards**	**UK Freshwater EQS**																			
	cis-1,2-dichloroethene (Filtered)	µg/L	1	25[#33]		-	-	-	-	-	-	-	-	-	-	-	-	-	-	-	-	-	-	-
	Dibromomethane	µg/L	1			-	-	-	-	-	-	-	-	-	-	-	-	-	-	-	-	-	-	-
	Dibromomethane (Filtered)	µg/L	1			-	-	-	-	-	-	-	-	-	-	-	-	-	-	-	-	-	-	-
	Dichlorodifluoromethane	µg/L	1			-	-	-	-	-	-	-	-	-	-	-	-	-	-	-	-	-	-	-
	Dichlorodifluoromethane (Filtered)	µg/L	1			-	-	-	-	-	-	-	-	-	-	-	-	-	-	-	-	-	-	-
	Dichloromethane	µg/L	3		20[#2]	-	-	-	-	-	-	-	-	-	-	-	-	-	-	-	-	-	-	-
	Dichloromethane (Filtered)	µg/L	5		20[#2]	-	-	-	-	-	-	-	-	-	-	-	-	-	-	-	-	-	-	-
	Isopropylbenzene	µg/L	1			-	-	-	-	-	-	-	-	-	-	-	-	-	-	-	-	-	-	-
	Isopropylbenzene (Filtered)	µg/L	1			-	-	-	-	-	-	-	-	-	-	-	-	-	-	-	-	-	-	-
	n-butylbenzene	µg/L	1			-	-	-	-	-	-	-	-	-	-	-	-	-	-	-	-	-	-	-
	n-butylbenzene (Filtered)	µg/L	1			-	-	-	-	-	-	-	-	-	-	-	-	-	-	-	-	-	-	-
	n-propylbenzene	µg/L	1			-	-	-	-	-	-	-	-	-	-	-	-	-	-	-	-	-	-	-
	n-propylbenzene (Filtered)	µg/L	1			-	-	-	-	-	-	-	-	-	-	-	-	-	-	-	-	-	-	-
	p-isopropyltoluene	µg/L	1			-	-	-	-	-	-	-	-	-	-	-	-	-	-	-	-	-	-	-
	p-isopropyltoluene (Filtered)	µg/L	1			-	-	-	-	-	-	-	-	-	-	-	-	-	-	-	-	-	-	-
	sec-butylbenzene	µg/L	1			-	-	-	-	-	-	-	-	-	-	-	-	-	-	-	-	-	-	-
	sec-butylbenzene (Filtered)	µg/L	1			-	-	-	-	-	-	-	-	-	-	-	-	-	-	-	-	-	-	-
	Trichloroethene	µg/L	1	5[#34]	10[#2]	-	-	-	-	-	-	-	-	-	-	-	-	-	-	-	-	-	-	-
	Trichloroethene (Filtered)	µg/L	1	5[#34]	10[#2]	-	-	-	-	-	-	-	-	-	-	-	-	-	-	-	-	-	-	-
	tert-butylbenzene	µg/L	1			-	-	-	-	-	-	-	-	-	-	-	-	-	-	-	-	-	-	-
	tert-butylbenzene (Filtered)	µg/L	2			-	-	-	-	-	-	-	-	-	-	-	-	-	-	-	-	-	-	-
	Tetrachloroethene	µg/L	1	5[#34]	10[#2]	-	-	-	-	-	-	-	-	-	-	-	-	-	-	-	-	-	-	-
	Tetrachloroethene (Filtered)	µg/L	1	5[#34]	10[#2]	-	-	-	-	-	-	-	-	-	-	-	-	-	-	-	-	-	-	-
	trans-1,2-dichloroethene	µg/L	1	25[#33]		-	-	-	-	-	-	-	-	-	-	-	-	-	-	-	-	-	-	-
	trans-1,2-dichloroethene (Filtered)	µg/L	1	25[#33]		-	-	-	-	-	-	-	-	-	-	-	-	-	-	-	-	-	-	-
	Trichlorofluoromethane	µg/L	1			-	-	-	-	-	-	-	-	-	-	-	-	-	-	-	-	-	-	-
	Trichlorofluoromethane (Filtered)	µg/L	1			-	-	-	-	-	-	-	-	-	-	-	-	-	-	-	-	-	-	-
	Vinyl chloride	µg/L	1	0.5[#1]		-	-	-	-	-	-	-	-	-	-	-	-	-	-	-	-	-	-	-
	Vinyl chloride (Filtered)	µg/L	1	0.5[#1]		-	-	-	-	-	-	-	-	-	-	-	-	-	-	-	-	-	-	-
	tert-Amyl methyl ether	µg/L	1			-	-	-	-	-	-	-	-	-	-	-	-	-	-	-	-	-	-	-
VOC/SVOC	1,2,3-trichlorobenzene	µg/L	0.01		0.13[#35]	-	-	-	-	-	-	-	-	-	-	-	-	-	-	-	-	-	-	-
	1,2,3-trichlorobenzene (Filtered)	µg/L	0.01		0.13[#35]	-	-	-	-	-	-	-	-	-	-	-	-	-	-	-	-	-	-	-
	1,2,4-trichlorobenzene	µg/L	0.01		0.13[#35]	-	-	-	-	-	-	-	-	-	-	-	-	-	-	-	-	-	-	<8
	1,2,4-trichlorobenzene (Filtered)	µg/L	0.01		0.13[#35]	-	-	-	-	-	-	-	-	-	-	-	-	-	-	-	-	-	-	-
	1,2-dichlorobenzene	µg/L	1		6.7[#36]	-	-	-	-	-	-	-	-	-	-	-	-	-	-	-	-	-	-	<8
	1,2-dichlorobenzene (Filtered)	µg/L	1		6.7[#36]	-	-	-	-	-	-	-	-	-	-	-	-	-	-	-	-	-	-	-
	1,3,5-Trichlorobenzene	µg/L	0.01		0.13[#35]	-	-	-	-	-	-	-	-	-	-	-	-	-	-	-	-	-	-	-
	1,3,5-Trichlorobenzene (Filtered)	µg/L	0.01		0.13[#35]	-	-	-	-	-	-	-	-	-	-	-	-	-	-	-	-	-	-	-
	1,3-dichlorobenzene	µg/L	1		6.7[#36]	-	-	-	-	-	-	-	-	-	-	-	-	-	-	-	-	-	-	<8
	1,3-dichlorobenzene (Filtered)	µg/L	1		6.7[#36]	-	-	-	-	-	-	-	-	-	-	-	-	-	-	-	-	-	-	-
	1,4-dichlorobenzene	µg/L	1		6.7[#36]	-	-	-	-	-	-	-	-	-	-	-	-	-	-	-	-	-	-	<8
	1,4-dichlorobenzene (Filtered)	µg/L	1		6.7[#36]	-	-	-	-	-	-	-	-	-	-	-	-	-	-	-	-	-	-	-
	Chlorobenzene	µg/L	1	100[#37]		-	-	-	-	-	-	-	-	-	-	-	-	-	-	-	-	-	-	-
	Chlorobenzene (Filtered)	µg/L	1	100[#37]		-	-	-	-	-	-	-	-	-	-	-	-	-	-	-	-	-	-	-
	Hexachlorobutadiene	µg/L	0.01		0.6(MAC)[#10]	-	-	-	-	-	-	-	-	-	-	-	-	-	-	-	-	-	-	<8
	Hexachlorobutadiene (Filtered)	µg/L	0.01		0.6(MAC)[#10]	-	-	-	-	-	-	-	-	-	-	-	-	-	-	-	-	-	-	-
SVOC	4-bromophenyl phenyl ether	µg/L	1			-	-	-	-	-	-	-	-	-	-	-	-	-	-	-	-	-	-	<8
	4-bromophenyl phenyl ether (Filtered)	µg/L	1			-	-	-	-	-	-	-	-	-	-	-	-	-	-	-	-	-	-	-
	4-nitroaniline	µg/L	1			-	-	-	-	-	-	-	-	-	-	-	-	-	-	-	-	-	-	<8
	4-nitrophenol	µg/L	1			-	-	-	-	-	-	-	-	-	-	-	-	-	-	-	-	-	-	<8
	4-nitrophenol (Filtered)	µg/L	1			-	-	-	-	-	-	-	-	-	-	-	-	-	-	-	-	-	-	-
	Perylene (Filtered)	µg/L	1			-	-	-	-	-	-	-	-	-	-	-	-	-	-	-	-	-	-	-
	2,4,5-trichlorophenol	µg/L	1			-	-	-	-	-	-	-	-	-	-	-	-	-	-	-	-	-	-	<8
	2,4,5-trichlorophenol (Filtered)	µg/L	1			-	-	-	-	-	-	-	-	-	-	-	-	-	-	-	-	-	-	-
	2,4,6-trichlorophenol	µg/L	1			-	-	-	-	-	-	-	-	-	-	-	-	-	-	-	-	-	-	<8
	2,4,6-trichlorophenol (Filtered)	µg/L	1			-	-	-	-	-	-	-	-	-	-	-	-	-	-	-	-	-	-	-
	2,4-dichlorophenol	µg/L	1		4.2[#2]	-	-	-	-	-	-	-	-	-	-	-	-	-	-	-	-	-	-	<8
	2,4-dichlorophenol (Filtered)	µg/L	1		4.2[#2]	-	-	-	-	-	-	-	-	-	-	-	-	-	-	-	-	-	-	-
	2,4-dimethylphenol	µg/L	1			-	-	-	-	-	-	-	-	-	-	-	-	-	-	-	-	-	-	<8
	2,4-dimethylphenol (Filtered)	µg/L	1			-	-	-	-	-	-	-	-	-	-	-	-	-	-	-	-	-	-	-
	2,4-dinitrotoluene	µg/L	1			-	-	-	-	-	-	-	-	-	-	-	-	-	-	-	-	-	-	<8
	2,4-dinitrotoluene (Filtered)	µg/L	1			-	-	-	-	-	-	-	-	-	-	-	-	-	-	-	-	-	-	-
	2,6-dinitrotoluene	µg/L	1			-	-	-	-	-	-	-	-	-	-	-	-	-	-	-	-	-	-	<8
	2,6-dinitrotoluene (Filtered)	µg/L	1			-	-	-	-	-	-	-	-	-	-	-	-	-	-	-	-	-	-	-
	2-chloronaphthalene	µg/L	1			-	-	-	-	-	-	-	-	-	-	-	-	-	-	-	-	-	-	<8
	2-chloronaphthalene (Filtered)	µg/L	1			-	-	-	-	-	-	-	-	-	-	-	-	-	-	-	-	-	-	-
	2-chlorophenol	µg/L	1		50[#3]	-	-	-	-	-	-	-	-	-	-	-	-	-	-	-	-	-	-	<8
	2-chlorophenol (Filtered)	µg/L	1		50[#3]	-	-	-	-	-	-	-	-	-	-	-	-	-	-	-	-	-	-	-
	2-methylnaphthalene	µg/L	1			-	-	-	-	-	-	-	-	-	-	-	-	-	-	-	-	-	-	<8
	2-methylnaphthalene (Filtered)	µg/L	1			-	-	-	-	-	-	-	-	-	-	-	-	-	-	-	-	-	-	-
	2-methylphenol	µg/L	1			-	-	-	-	-	-	-	-	-	-	-	-	-	-	-	-	-	-	<8
	2-methylphenol (Filtered)	µg/L	1			-	-	-	-	-	-	-	-	-	-	-	-	-	-	-	-	-	-	-
	2-nitroaniline	µg/L	1			-	-	-	-	-	-	-	-	-	-	-	-	-	-	-	-	-	-	<8
	2-nitrophenol	µg/L	1			-	-	-	-	-	-	-	-	-	-	-	-	-	-	-	-	-	-	<8
	2-nitrophenol (Filtered)	µg/L	1			-	-	-	-	-	-	-	-	-	-	-	-	-	-	-	-	-	-	-
	3-nitroaniline	µg/L	1			-	-	-	-	-	-	-	-	-	-	-	-	-	-	-	-	-	-	<8
	4,6-Dinitro-2-methylphenol	µg/L				-	-	-	-	-	-	-	-	-	-	-	-	-	-	-	-	-	-	-
	4-chloro-3-methylphenol	µg/L	1		40[#3]	-	-	-	-	-	-	-	-	-	-	-	-	-	-	-	-	-	-	<8
	4-chloro-3-methylphenol (Filtered)	µg/L	1		40[#3]	-	-	-	-	-	-	-	-	-	-	-	-	-	-	-	-	-	-	-
	4-chloroaniline	µg/L	1			-	-	-	-	-	-	-	-	-	-	-	-	-	-	-	-	-	-	<8
	4-chlorophenyl phenyl ether	µg/L	1			-	-	-	-	-	-	-	-	-	-	-	-	-	-	-	-	-	-	<8

					Investigation Phase	LTM	LTM	LTM	LTM	LTM	LTM	GI	GI	GI	GI	LTM	LTM	LTM	LTM	LTM	LTM	LTM	LTM
					Location_Code	BH13009	BH13009	BH13009	BH13009	BH13009	BH13009	BH13015	BH13015	BH13015	BH13015	BH13015	BH13015	BH13015	BH13015	BH13015	BH13015	OH13004	OH13004	OH13004
					Sampled_Date	22/05/2020	22/05/2020	23/06/2020	09/09/2020	09/09/2020	01/12/2020	14/11/2019	26/11/2019	16/01/2020	18/02/2020	17/03/2020	14/04/2020	12/05/2020	23/06/2020	09/09/2020	12/05/2020	01/07/2020	18/12/2020
					Sample_Depth	17	17	17	9.09	9.09	9.1	6.09	6.42	5.87	11	11	8	10	10.5	6.14	9	9	9.38
Chem_Group	**ChemName**	**output unit**	**EQL**	**UK Drinking Water Standards**	**UK Freshwater EQS**																		
	4-methylphenol	µg/L	1			-	-	-	-	-	-	-	-	-	-	-	-	-	-	-	-	-	<8
	Azobenzene	µg/L	1			-	-	-	-	-	-	-	-	-	-	-	-	-	-	-	-	-	<8
	Bis(2-chloroethoxy) methane	µg/L	1			-	-	-	-	-	-	-	-	-	-	-	-	-	-	-	-	-	<8
	Bis(2-chloroethoxy) methane (Filtered)	µg/L	1			-	-	-	-	-	-	-	-	-	-	-	-	-	-	-	-	-	-
	Bis(2-chloroethyl)ether	µg/L	1			-	-	-	-	-	-	-	-	-	-	-	-	-	-	-	-	-	<8
	Bis(2-chloroethyl)ether (Filtered)	µg/L	1			-	-	-	-	-	-	-	-	-	-	-	-	-	-	-	-	-	-
	Bis(2-chloroisopropyl) ether (Filtered)	µg/L	1			-	-	-	-	-	-	-	-	-	-	-	-	-	-	-	-	-	-
	Bis(2-ethylhexyl) phthalate	µg/L	2		1.3[#2]	-	-	-	-	-	-	-	-	-	-	-	-	-	-	-	-	-	19.9
	Bis(2-ethylhexyl) phthalate (Filtered)	µg/L	10		1.3[#2]	-	-	-	-	-	-	-	-	-	-	-	-	-	-	-	-	-	-
	Butyl benzyl phthalate	µg/L	1		7.5[#2]	-	-	-	-	-	-	-	-	-	-	-	-	-	-	-	-	-	<8
	Butyl benzyl phthalate (Filtered)	µg/L	1		7.5[#2]	-	-	-	-	-	-	-	-	-	-	-	-	-	-	-	-	-	-
	Carbazole	µg/L	1			-	-	-	-	-	-	-	-	-	-	-	-	-	-	-	-	-	<8
	Carbazole (Filtered)	µg/L	1			-	-	-	-	-	-	-	-	-	-	-	-	-	-	-	-	-	-
	Dibenzofuran	µg/L	1			-	-	-	-	-	-	-	-	-	-	-	-	-	-	-	-	-	<8
	Dibenzofuran (Filtered)	µg/L	1			-	-	-	-	-	-	-	-	-	-	-	-	-	-	-	-	-	-
	Diethylphthalate	µg/L	1		200[#3]	-	-	-	-	-	-	-	-	-	-	-	-	-	-	-	-	-	<8
	Diethylphthalate (Filtered)	µg/L	1		200[#3]	-	-	-	-	-	-	-	-	-	-	-	-	-	-	-	-	-	-
	Dimethyl phthalate	µg/L	1		800[#3]	-	-	-	-	-	-	-	-	-	-	-	-	-	-	-	-	-	<8
	Dimethyl phthalate (Filtered)	µg/L	1		800[#3]	-	-	-	-	-	-	-	-	-	-	-	-	-	-	-	-	-	-
	Di-n-butyl phthalate	µg/L	1		8[#3]	-	-	-	-	-	-	-	-	-	-	-	-	-	-	-	-	-	<8
	Di-n-butyl phthalate (Filtered)	µg/L	1		8[#3]	-	-	-	-	-	-	-	-	-	-	-	-	-	-	-	-	-	-
	Di-n-octyl phthalate	µg/L	5		20[#3]	-	-	-	-	-	-	-	-	-	-	-	-	-	-	-	-	-	<40
	Di-n-octyl phthalate (Filtered)	µg/L	10		20[#3]	-	-	-	-	-	-	-	-	-	-	-	-	-	-	-	-	-	-
	Hexachlorobenzene	µg/L	0.01		0.05(MAC)[#10]	-	-	-	-	-	-	-	-	-	-	-	-	-	-	-	-	-	<8
	Hexachlorobenzene (Filtered)	µg/L	0.01		0.05(MAC)[#10]	-	-	-	-	-	-	-	-	-	-	-	-	-	-	-	-	-	-
	Hexachlorocyclopentadiene	µg/L	1			-	-	-	-	-	-	-	-	-	-	-	-	-	-	-	-	-	<8
	Hexachlorocyclopentadiene (Filtered)	µg/L	1			-	-	-	-	-	-	-	-	-	-	-	-	-	-	-	-	-	-
	Hexachloroethane	µg/L	1			-	-	-	-	-	-	-	-	-	-	-	-	-	-	-	-	-	<8
	Hexachloroethane (Filtered)	µg/L	1			-	-	-	-	-	-	-	-	-	-	-	-	-	-	-	-	-	-
	Isophorone	µg/L	1			-	-	-	-	-	-	-	-	-	-	-	-	-	-	-	-	-	<8
	Isophorone (Filtered)	µg/L	1			-	-	-	-	-	-	-	-	-	-	-	-	-	-	-	-	-	-
	Nitrobenzene	µg/L	1			-	-	-	-	-	-	-	-	-	-	-	-	-	-	-	-	-	<8
	Nitrobenzene (Filtered)	µg/L	1			-	-	-	-	-	-	-	-	-	-	-	-	-	-	-	-	-	-
	N-nitrosodi-n-propylamine	µg/L	1			-	-	-	-	-	-	-	-	-	-	-	-	-	-	-	-	-	<8
	N-nitrosodi-n-propylamine (Filtered)	µg/L	1			-	-	-	-	-	-	-	-	-	-	-	-	-	-	-	-	-	-
	Pentachlorobenzene	µg/L	0.01		0.007[#2]	-	-	-	-	-	-	-	-	-	-	-	-	-	-	-	-	-	-
	Pentachlorobenzene (Filtered)	µg/L	0.01		0.007[#2]	-	-	-	-	-	-	-	-	-	-	-	-	-	-	-	-	-	-
	Pentachloronitrobenzene	µg/L	0.01			-	-	-	-	-	-	-	-	-	-	-	-	-	-	-	-	-	-
	Pentachloronitrobenzene (Filtered)	µg/L	0.01			-	-	-	-	-	-	-	-	-	-	-	-	-	-	-	-	-	-
	Pentachlorophenol	µg/L	1		0.4[#2]	-	-	-	-	-	-	-	-	-	-	-	-	-	-	-	-	-	<8
	Pentachlorophenol (Filtered)	µg/L	0.02		0.4[#2]	-	-	-	-	-	-	-	-	-	-	-	-	-	-	-	-	-	-
PCB	Heptachlorobiphenyl, 2,3,3,4,4,5,5- (PCB 189)	µg/L	0.015			-	-	-	-	-	-	-	-	-	-	-	-	-	-	-	-	-	-
	Heptachlorobiphenyl, 2,3,3,4,4,5,5- (PCB 189) (Filtered)	µg/L	0.001			-	-	-	-	-	-	-	-	-	-	-	-	-	-	-	-	-	-
	Hexachlorobiphenyl, 2,3,3,4,4,5- (PCB 156)	µg/L	0.015			-	-	-	-	-	-	-	-	-	-	-	-	-	-	-	-	-	-
	Hexachlorobiphenyl, 2,3,3,4,4,5- (PCB 156) (Filtered)	µg/L	0.001			-	-	-	-	-	-	-	-	-	-	-	-	-	-	-	-	-	-
	Hexachlorobiphenyl, 2,3,3,4,4,5- (PCB 157)	µg/L	0.015			-	-	-	-	-	-	-	-	-	-	-	-	-	-	-	-	-	-
	Hexachlorobiphenyl, 2,3,3,4,4,5- (PCB 157) (Filtered)	µg/L	0.001			-	-	-	-	-	-	-	-	-	-	-	-	-	-	-	-	-	-
	Hexachlorobiphenyl, 2,3,4,4,5,5- (PCB 167)	µg/L	0.015			-	-	-	-	-	-	-	-	-	-	-	-	-	-	-	-	-	-
	Hexachlorobiphenyl, 2,3,4,4,5,5- (PCB 167) (Filtered)	µg/L	0.001			-	-	-	-	-	-	-	-	-	-	-	-	-	-	-	-	-	-
	Hexachlorobiphenyl, 3,3,4,4,5,5- (PCB 169)	µg/L	0.015			-	-	-	-	-	-	-	-	-	-	-	-	-	-	-	-	-	-
	Hexachlorobiphenyl, 3,3,4,4,5,5- (PCB 169) (Filtered)	µg/L	0.001			-	-	-	-	-	-	-	-	-	-	-	-	-	-	-	-	-	-
	PCB 101	µg/L	0.015			-	-	-	-	-	-	-	-	-	-	-	-	-	-	-	-	-	-
	PCB 101 (Filtered)	µg/L	0.001			-	-	-	-	-	-	-	-	-	-	-	-	-	-	-	-	-	-
	PCB 118	µg/L	0.015			-	-	-	-	-	-	-	-	-	-	-	-	-	-	-	-	-	-
	PCB 118 (Filtered)	µg/L	0.002			-	-	-	-	-	-	-	-	-	-	-	-	-	-	-	-	-	-
	PCB 138	µg/L	0.015			-	-	-	-	-	-	-	-	-	-	-	-	-	-	-	-	-	-
	PCB 138 (Filtered)	µg/L	0.001			-	-	-	-	-	-	-	-	-	-	-	-	-	-	-	-	-	-
	PCB 153	µg/L	0.015			-	-	-	-	-	-	-	-	-	-	-	-	-	-	-	-	-	-
	PCB 153 (Filtered)	µg/L	0.001			-	-	-	-	-	-	-	-	-	-	-	-	-	-	-	-	-	-
	PCB 180	µg/L	0.015			-	-	-	-	-	-	-	-	-	-	-	-	-	-	-	-	-	-
	PCB 180 (Filtered)	µg/L	0.001			-	-	-	-	-	-	-	-	-	-	-	-	-	-	-	-	-	-
	PCB 28	µg/L	0.015			-	-	-	-	-	-	-	-	-	-	-	-	-	-	-	-	-	-
	PCB 28 (Filtered)	µg/L	0.001			-	-	-	-	-	-	-	-	-	-	-	-	-	-	-	-	-	-
	PCB 52	µg/L	0.015			-	-	-	-	-	-	-	-	-	-	-	-	-	-	-	-	-	-
	PCB 52 (Filtered)	µg/L	0.001			-	-	-	-	-	-	-	-	-	-	-	-	-	-	-	-	-	-
	Pentachlorobiphenyl, 2,3,3,4,4- (PCB 105)	µg/L	0.015			-	-	-	-	-	-	-	-	-	-	-	-	-	-	-	-	-	-
	Pentachlorobiphenyl, 2,3,3,4,4- (PCB 105) (Filtered)	µg/L	0.001			-	-	-	-	-	-	-	-	-	-	-	-	-	-	-	-	-	-
	Pentachlorobiphenyl, 2,3,4,4,5- (PCB 114)	µg/L	0.015			-	-	-	-	-	-	-	-	-	-	-	-	-	-	-	-	-	-
	Pentachlorobiphenyl, 2,3,4,4,5- (PCB 114) (Filtered)	µg/L	0.001			-	-	-	-	-	-	-	-	-	-	-	-	-	-	-	-	-	-
	Pentachlorobiphenyl, 2,3,4,4,5- (PCB 123)	µg/L	0.015			-	-	-	-	-	-	-	-	-	-	-	-	-	-	-	-	-	-
	Pentachlorobiphenyl, 2,3,4,4,5- (PCB 123) (Filtered)	µg/L	0.001			-	-	-	-	-	-	-	-	-	-	-	-	-	-	-	-	-	-
	Pentachlorobiphenyl, 3,3,4,4,5- (PCB 126)	µg/L	0.015			-	-	-	-	-	-	-	-	-	-	-	-	-	-	-	-	-	-
	Pentachlorobiphenyl, 3,3,4,4,5- (PCB 126) (Filtered)	µg/L	0.001			-	-	-	-	-	-	-	-	-	-	-	-	-	-	-	-	-	-
	Tetrachlorobiphenyl, 3,3,4,4- (PCB 77)	µg/L	0.015			-	-	-	-	-	-	-	-	-	-	-	-	-	-	-	-	-	-
	Tetrachlorobiphenyl, 3,3,4,4- (PCB 77) (Filtered)	µg/L	0.001			-	-	-	-	-	-	-	-	-	-	-	-	-	-	-	-	-	-
	Tetrachlorobiphenyl, 3,4,4,5- (PCB 81)	µg/L	0.015			-	-	-	-	-	-	-	-	-	-	-	-	-	-	-	-	-	-
	Tetrachlorobiphenyl, 3,4,4,5- (PCB 81) (Filtered)	µg/L	0.001			-	-	-	-	-	-	-	-	-	-	-	-	-	-	-	-	-	-
	Total PCB 7 Congeners	µg/L	0.105			-	-	-	-	-	-	-	-	-	-	-	-	-	-	-	-	-	-
	Total PCB 7 Congeners and WHO 12 (Filtered)	µg/l	0.001			-	-	-	-	-	-	-	-	-	-	-	-	-	-	-	-	-	-
Phenolics	Xylenols (Filtered)	µg/L	0.5			<0.5	<0.5	0.64	2.33	1.08	-	-	-	-	<0.5	<0.5	<0.5	<0.5	1.17	1.69	<0.5	1.88	<0.5
	3-&4-methylphenol (Filtered)	µg/L	1			-	-	-	-	-	-	-	-	-	-	-	-	-	-	-	-	-	-

						Investigation Phase	LTM	LTM	LTM	LTM	LTM	LTM	GI	GI	GI	GI	LTM	LTM	LTM	LTM	LTM	LTM	LTM	LTM
						Location_Code	BH13009	BH13009	BH13009	BH13009	BH13009	BH13009	BH13015	BH13015	BH13015	BH13015	BH13015	BH13015	BH13015	BH13015	BH13015	OH13004	OH13004	OH13004
						Sampled_Date	22/05/2020	22/05/2020	23/06/2020	09/09/2020	09/09/2020	01/12/2020	14/11/2019	26/11/2019	16/01/2020	18/02/2020	17/03/2020	14/04/2020	12/05/2020	23/06/2020	09/09/2020	12/05/2020	01/07/2020	18/12/2020
						Sample_Depth	17	17	17	9.09	9.09	9.1	6.09	6.42	5.87	11	11	8	10	10.5	6.14	9	9	9.38
Chem_Group	**ChemName**	**output unit**	**EQL**	**UK Drinking Water Standards**	**UK Freshwater EQS**																			
	Cresol Total (Filtered)	µg/L	0.5			2.95	3	4.58	7.21	7.62	-	-	-	-	<0.5	<0.5	<0.5	<0.5	<0.5	<0.5	<0.5	<0.5	<0.5
	Phenol	µg/L	1	5800[#30]	7.7[#2]	-	-	-	-	-	-	-	-	-	-	-	-	-	-	-	-	-	<8
	Phenol (Filtered)	µg/L	0.5	5800[#30]	7.7[#2]	1.29	1.19	0.79	1.19	1.17	-	-	-	-	<0.5	<0.5	<0.5	<0.5	<0.5	<0.5	<0.5	<0.5	<0.5
	Total Phenols	µg/L	10			-	-	-	-	-	-	-	-	-	-	-	-	-	-	-	-	-	-
	Total Phenols (Filtered)	µg/L	10			-	-	-	-	-	-	<10	-	<10	-	-	-	-	-	-	-	-	-
	Phenols Monohydric (Filtered)	µg/L	0.5			4.24	4.19	6.01	10.7	9.87	-	-	-	-	<0.5	<0.5	<0.5	<0.5	1.17	1.69	<0.5	1.88	<0.5
Organotins	Dibutyltin (Filtered)	µg/L	0.05			-	-	-	-	-	-	-	-	-	-	-	-	-	-	-	-	-	-
	Monobutyltin (Filtered)	µg/L	0.05			-	-	-	-	-	-	-	-	-	-	-	-	-	-	-	-	-	-
	Tetrabutyltin (Filtered)	µg/L	0.001			-	-	-	-	-	-	-	-	-	-	-	-	-	-	-	-	-	-
	Tributyltin	µg/L	0.001		0.0002[#2]	-	-	-	-	-	-	-	-	-	-	-	-	-	-	-	-	-	-
	Tributyltin (Filtered)	µg/L	0.05		0.0002[#2]	-	-	-	-	-	-	-	-	-	-	-	-	-	-	-	-	-	-
	Triphenyltin (Filtered)	µg/L	0.05		0.02(MAC)[#38]	-	-	-	-	-	-	-	-	-	-	-	-	-	-	-	-	-	-
Pesticides	1-(3.4-Dichlorophenyl) urea (DCPU)	µg/l				-	-	-	-	-	-	-	-	-	-	-	-	-	-	-	-	-	-
	2-(4-Chlorophenoxy)propionic acid, 4-CPP	µg/l				-	-	-	-	-	-	-	-	-	-	-	-	-	-	-	-	-	-
	2-amino-N-(isopropyl)benzamide	µg/l				-	-	-	-	-	-	-	-	-	-	-	-	-	-	-	-	-	-
	2-Chloro-2.6-diethylacetanilide	µg/l				-	-	-	-	-	-	-	-	-	-	-	-	-	-	-	-	-	-
	Acibenzolar-S-methyl	µg/l				-	-	-	-	-	-	-	-	-	-	-	-	-	-	-	-	-	-
	Aminopyralid	µg/l				-	-	-	-	-	-	-	-	-	-	-	-	-	-	-	-	-	-
	Azoxystrobin	µg/L				-	-	-	-	-	-	-	-	-	-	-	-	-	-	-	-	-	-
	BAM	µg/l				-	-	-	-	-	-	-	-	-	-	-	-	-	-	-	-	-	-
	Benalaxyl	µg/l				-	-	-	-	-	-	-	-	-	-	-	-	-	-	-	-	-	-
	Bentazone methyl	µg/l				-	-	-	-	-	-	-	-	-	-	-	-	-	-	-	-	-	-
	Bifenox	µg/L				-	-	-	-	-	-	-	-	-	-	-	-	-	-	-	-	-	-
	Bitertanol	µg/l				-	-	-	-	-	-	-	-	-	-	-	-	-	-	-	-	-	-
	Boscalid	µg/l				-	-	-	-	-	-	-	-	-	-	-	-	-	-	-	-	-	-
	Cadusafos	µg/l				-	-	-	-	-	-	-	-	-	-	-	-	-	-	-	-	-	-
	Carfentrazone-ethyl	µg/L				-	-	-	-	-	-	-	-	-	-	-	-	-	-	-	-	-	-
	Chloridazon-desphenyl	µg/l				-	-	-	-	-	-	-	-	-	-	-	-	-	-	-	-	-	-
	Chloridazon-methyl desphenyl	µg/l				-	-	-	-	-	-	-	-	-	-	-	-	-	-	-	-	-	-
	Chlorotoluron-desmethyl	µg/l				-	-	-	-	-	-	-	-	-	-	-	-	-	-	-	-	-	-
	Chlorpropham	µg/L			10[#3]	-	-	-	-	-	-	-	-	-	-	-	-	-	-	-	-	-	-
	Clodinafop	µg/l				-	-	-	-	-	-	-	-	-	-	-	-	-	-	-	-	-	-
	Clomeprop	µg/l				-	-	-	-	-	-	-	-	-	-	-	-	-	-	-	-	-	-
	Crimidine	µg/l				-	-	-	-	-	-	-	-	-	-	-	-	-	-	-	-	-	-
	Cybutryne (Irgarol)	µg/l				-	-	-	-	-	-	-	-	-	-	-	-	-	-	-	-	-	-
	Cyprazine	µg/l				-	-	-	-	-	-	-	-	-	-	-	-	-	-	-	-	-	-
	Cyprodinil	µg/L				-	-	-	-	-	-	-	-	-	-	-	-	-	-	-	-	-	-
	Dichlofenthion	µg/l				-	-	-	-	-	-	-	-	-	-	-	-	-	-	-	-	-	-
	Dichlormid	µg/l				-	-	-	-	-	-	-	-	-	-	-	-	-	-	-	-	-	-
	Diethofencarb	µg/l				-	-	-	-	-	-	-	-	-	-	-	-	-	-	-	-	-	-
	Difenacoum	µg/l				-	-	-	-	-	-	-	-	-	-	-	-	-	-	-	-	-	-
	Dimefuron	µg/l				-	-	-	-	-	-	-	-	-	-	-	-	-	-	-	-	-	-
	Dimefuron (Filtered)	µg/l	0.05			-	-	-	-	-	-	-	-	-	-	-	-	-	-	-	-	-	-
	Dimethachlo	µg/l				-	-	-	-	-	-	-	-	-	-	-	-	-	-	-	-	-	-
	Dimethenamid	µg/l				-	-	-	-	-	-	-	-	-	-	-	-	-	-	-	-	-	-
	Dimethomorph	µg/l				-	-	-	-	-	-	-	-	-	-	-	-	-	-	-	-	-	-
	Dinoterb	µg/l				-	-	-	-	-	-	-	-	-	-	-	-	-	-	-	-	-	-
	Diuron desmethyl (DCPMU)	µg/l				-	-	-	-	-	-	-	-	-	-	-	-	-	-	-	-	-	-
	Epoxiconazole	µg/l				-	-	-	-	-	-	-	-	-	-	-	-	-	-	-	-	-	-
	Etrimphos	µg/L	0.01			-	-	-	-	-	-	-	-	-	-	-	-	-	-	-	-	-	-
	Etrimphos (Filtered)	µg/L	0.01			-	-	-	-	-	-	-	-	-	-	-	-	-	-	-	-	-	-
	Fenoxaprop	µg/l				-	-	-	-	-	-	-	-	-	-	-	-	-	-	-	-	-	-
	Fenpropidin	µg/l				-	-	-	-	-	-	-	-	-	-	-	-	-	-	-	-	-	-
	Fenuron	µg/l				-	-	-	-	-	-	-	-	-	-	-	-	-	-	-	-	-	-
	Fipronil	µg/L				-	-	-	-	-	-	-	-	-	-	-	-	-	-	-	-	-	-
	Florasulam	µg/l				-	-	-	-	-	-	-	-	-	-	-	-	-	-	-	-	-	-
	Fluazifop	µg/l				-	-	-	-	-	-	-	-	-	-	-	-	-	-	-	-	-	-
	Fluazifop-P-butyl	µg/L				-	-	-	-	-	-	-	-	-	-	-	-	-	-	-	-	-	-
	Foramsulfuron	µg/l				-	-	-	-	-	-	-	-	-	-	-	-	-	-	-	-	-	-
	Furathiocarb	µg/l				-	-	-	-	-	-	-	-	-	-	-	-	-	-	-	-	-	-
	Haloxyfop	µg/l				-	-	-	-	-	-	-	-	-	-	-	-	-	-	-	-	-	-
	Haloxyfop-p-methyl	µg/l				-	-	-	-	-	-	-	-	-	-	-	-	-	-	-	-	-	-
	Heptachlor epoxide	µg/L	0.01	0.03[#1]		-	-	-	-	-	-	-	-	-	-	-	-	-	-	-	-	-	-
	Heptachlor epoxide (Filtered)	µg/L	0.01	0.03[#1]		-	-	-	-	-	-	-	-	-	-	-	-	-	-	-	-	-	-
	Imazamox	µg/l				-	-	-	-	-	-	-	-	-	-	-	-	-	-	-	-	-	-
	Indoxacarb	µg/L				-	-	-	-	-	-	-	-	-	-	-	-	-	-	-	-	-	-
	Isoproturon-desmethyl	µg/l				-	-	-	-	-	-	-	-	-	-	-	-	-	-	-	-	-	-
	Isoproturon-monodesmethyl	µg/l				-	-	-	-	-	-	-	-	-	-	-	-	-	-	-	-	-	-
	Isopyrazam	µg/l				-	-	-	-	-	-	-	-	-	-	-	-	-	-	-	-	-	-
	Kresoxim-methyl	µg/l				-	-	-	-	-	-	-	-	-	-	-	-	-	-	-	-	-	-
	Malaoxon	µg/l				-	-	-	-	-	-	-	-	-	-	-	-	-	-	-	-	-	-
	Mandipropamid	µg/l				-	-	-	-	-	-	-	-	-	-	-	-	-	-	-	-	-	-
	Mecarbam	µg/l				-	-	-	-	-	-	-	-	-	-	-	-	-	-	-	-	-	-
	Mesotrione	µg/l				-	-	-	-	-	-	-	-	-	-	-	-	-	-	-	-	-	-
	Metconazole	µg/l				-	-	-	-	-	-	-	-	-	-	-	-	-	-	-	-	-	-
	Metribuzin-desamino	µg/l				-	-	-	-	-	-	-	-	-	-	-	-	-	-	-	-	-	-
	Naptalam	µg/l				-	-	-	-	-	-	-	-	-	-	-	-	-	-	-	-	-	-
	Nicosulfuron	µg/l				-	-	-	-	-	-	-	-	-	-	-	-	-	-	-	-	-	-
	Nuarimol	µg/l				-	-	-	-	-	-	-	-	-	-	-	-	-	-	-	-	-	-
	Oxadixyl	µg/l				-	-	-	-	-	-	-	-	-	-	-	-	-	-	-	-	-	-
	Paraoxon-ethyl	µg/l				-	-	-	-	-	-	-	-	-	-	-	-	-	-	-	-	-	-

					Investigation Phase	LTM	LTM	LTM	LTM	LTM	LTM	GI	GI	GI	GI	LTM	LTM	LTM	LTM	LTM	LTM	LTM	LTM
					Location_Code	BH13009	BH13009	BH13009	BH13009	BH13009	BH13009	BH13015	BH13015	BH13015	BH13015	BH13015	BH13015	BH13015	BH13015	BH13015	OH13004	OH13004	OH13004
					Sampled_Date	22/05/2020	22/05/2020	23/06/2020	09/09/2020	09/09/2020	01/12/2020	14/11/2019	26/11/2019	16/01/2020	18/02/2020	17/03/2020	14/04/2020	12/05/2020	23/06/2020	09/09/2020	12/05/2020	01/07/2020	18/12/2020
					Sample_Depth	17	17	17	9.09	9.09	9.1	6.09	6.42	5.87	11	11	8	10	10.5	6.14	9	9	9.38
Chem_Group	**ChemName**	**output unit**	**EQL**	**UK Drinking Water Standards**	**UK Freshwater EQS**																		
	Parathion-ethyl	µg/l				-	-	-	-	-	-	-	-	-	-	-	-	-	-	-	-	-	-
	Penconazole	µg/l				-	-	-	-	-	-	-	-	-	-	-	-	-	-	-	-	-	-
	Pencycuron	µg/l				-	-	-	-	-	-	-	-	-	-	-	-	-	-	-	-	-	-
	Pencycuron (Filtered)	µg/l	0.05			-	-	-	-	-	-	-	-	-	-	-	-	-	-	-	-	-	-
	Phosphamidon I (Z) (Filtered)	µg/l	0.01			-	-	-	-	-	-	-	-	-	-	-	-	-	-	-	-	-	-
	Phosphamidon II (E)	µg/l	0.01			-	-	-	-	-	-	-	-	-	-	-	-	-	-	-	-	-	-
	Phosphamidon II (E) (Filtered)	µg/l	0.01			-	-	-	-	-	-	-	-	-	-	-	-	-	-	-	-	-	-
	Pretilachlor	µg/l				-	-	-	-	-	-	-	-	-	-	-	-	-	-	-	-	-	-
	Primisulfuron-methyl	µg/l				-	-	-	-	-	-	-	-	-	-	-	-	-	-	-	-	-	-
	Prodiamine	µg/l				-	-	-	-	-	-	-	-	-	-	-	-	-	-	-	-	-	-
	Propaquizafop	µg/l				-	-	-	-	-	-	-	-	-	-	-	-	-	-	-	-	-	-
	Propetamphos	µg/L	0.01		0.03[#3]	-	-	-	-	-	-	-	-	-	-	-	-	-	-	-	-	-	-
	Propetamphos (Filtered)	µg/L	0.01		0.03[#3]	-	-	-	-	-	-	-	-	-	-	-	-	-	-	-	-	-	-
	Prosulfocarb	µg/l				-	-	-	-	-	-	-	-	-	-	-	-	-	-	-	-	-	-
	Prothioconazole	µg/l				-	-	-	-	-	-	-	-	-	-	-	-	-	-	-	-	-	-
	Pyribenzoxim	µg/l				-	-	-	-	-	-	-	-	-	-	-	-	-	-	-	-	-	-
	Quinmerac	µg/l				-	-	-	-	-	-	-	-	-	-	-	-	-	-	-	-	-	-
	Quizalofop	µg/l				-	-	-	-	-	-	-	-	-	-	-	-	-	-	-	-	-	-
	Rimsulfuron	µg/l				-	-	-	-	-	-	-	-	-	-	-	-	-	-	-	-	-	-
	Sebuthylazine	µg/l				-	-	-	-	-	-	-	-	-	-	-	-	-	-	-	-	-	-
	Siduron (Filtered)	µg/l	10			-	-	-	-	-	-	-	-	-	-	-	-	-	-	-	-	-	-
	Simazine-2-hydroxy	µg/l				-	-	-	-	-	-	-	-	-	-	-	-	-	-	-	-	-	-
	Sodium Acifluorfen	µg/L				-	-	-	-	-	-	-	-	-	-	-	-	-	-	-	-	-	-
	Sulfosulfuron	µg/l				-	-	-	-	-	-	-	-	-	-	-	-	-	-	-	-	-	-
	Tecnazene	µg/L	0.01		1[#3]	-	-	-	-	-	-	-	-	-	-	-	-	-	-	-	-	-	-
	Tecnazene (Filtered)	µg/L	0.01		1[#3]	-	-	-	-	-	-	-	-	-	-	-	-	-	-	-	-	-	-
	Teflubenzuron	µg/l				-	-	-	-	-	-	-	-	-	-	-	-	-	-	-	-	-	-
	Terbuthylazine-desethyl	µg/l				-	-	-	-	-	-	-	-	-	-	-	-	-	-	-	-	-	-
	Terbuthylazine-desethyl-2-hydroxy	µg/l				-	-	-	-	-	-	-	-	-	-	-	-	-	-	-	-	-	-
	Terbuthylazine-hydroxy	µg/l				-	-	-	-	-	-	-	-	-	-	-	-	-	-	-	-	-	-
	Thiabendazole	µg/L			5[#3]	-	-	-	-	-	-	-	-	-	-	-	-	-	-	-	-	-	-
	Thiamethoxam	µg/L				-	-	-	-	-	-	-	-	-	-	-	-	-	-	-	-	-	-
	Thidiazuron (Filtered)	µg/l	10			-	-	-	-	-	-	-	-	-	-	-	-	-	-	-	-	-	-
	Tribenuron-methyl	µg/L				-	-	-	-	-	-	-	-	-	-	-	-	-	-	-	-	-	-
	Trietazine	µg/L	0.01			-	-	-	-	-	-	-	-	-	-	-	-	-	-	-	-	-	-
	Trietazine (Filtered)	µg/L	0.01			-	-	-	-	-	-	-	-	-	-	-	-	-	-	-	-	-	-
	Trifloxysulfuron-sodium	µg/l				-	-	-	-	-	-	-	-	-	-	-	-	-	-	-	-	-	-
	Triflusulfuron-methyl	µg/l				-	-	-	-	-	-	-	-	-	-	-	-	-	-	-	-	-	-
	Triforine	µg/l				-	-	-	-	-	-	-	-	-	-	-	-	-	-	-	-	-	-
	Triticonazole	µg/l				-	-	-	-	-	-	-	-	-	-	-	-	-	-	-	-	-	-
	Desmetryn	mg/L				-	-	-	-	-	-	-	-	-	-	-	-	-	-	-	-	-	-
	Simetryn	mg/L				-	-	-	-	-	-	-	-	-	-	-	-	-	-	-	-	-	-
	Simetryn (Filtered)	mg/L	0.00002			-	-	-	-	-	-	-	-	-	-	-	-	-	-	-	-	-	-
	Clothianidin	µg/L				-	-	-	-	-	-	-	-	-	-	-	-	-	-	-	-	-	-
	Cymoxanil	µg/L				-	-	-	-	-	-	-	-	-	-	-	-	-	-	-	-	-	-
	Flamprop (Filtered)	µg/L	0.02			-	-	-	-	-	-	-	-	-	-	-	-	-	-	-	-	-	-
	Fluazifop-butyl	µg/L				-	-	-	-	-	-	-	-	-	-	-	-	-	-	-	-	-	-
	Imazamethabenz-methyl	µg/L				-	-	-	-	-	-	-	-	-	-	-	-	-	-	-	-	-	-
	Mesosulfuron-methyl	µg/L				-	-	-	-	-	-	-	-	-	-	-	-	-	-	-	-	-	-
	Metamitron	µg/L				-	-	-	-	-	-	-	-	-	-	-	-	-	-	-	-	-	-
	Metobromuron	µg/L				-	-	-	-	-	-	-	-	-	-	-	-	-	-	-	-	-	-
	Monuron	µg/L				-	-	-	-	-	-	-	-	-	-	-	-	-	-	-	-	-	-
	Monuron (Filtered)	µg/L	0.05			-	-	-	-	-	-	-	-	-	-	-	-	-	-	-	-	-	-
	Secbumeton	µg/L				-	-	-	-	-	-	-	-	-	-	-	-	-	-	-	-	-	-
	Spiroxamine	µg/L				-	-	-	-	-	-	-	-	-	-	-	-	-	-	-	-	-	-
	Clomazon	µg/L				-	-	-	-	-	-	-	-	-	-	-	-	-	-	-	-	-	-
	Flamprop-isopropyl (Filtered)	µg/L	0.02			-	-	-	-	-	-	-	-	-	-	-	-	-	-	-	-	-	-
	Metazachlor	µg/L	0.01			-	-	-	-	-	-	-	-	-	-	-	-	-	-	-	-	-	-
	Metazachlor (Filtered)	µg/L	0.01			-	-	-	-	-	-	-	-	-	-	-	-	-	-	-	-	-	-
	Methabenzthiazuran	µg/L				-	-	-	-	-	-	-	-	-	-	-	-	-	-	-	-	-	-
	Methabenzthiazuran (Filtered)	µg/L	0.05			-	-	-	-	-	-	-	-	-	-	-	-	-	-	-	-	-	-
	Iprovalicarb	µg/L				-	-	-	-	-	-	-	-	-	-	-	-	-	-	-	-	-	-
	Chloroxuron	µg/L				-	-	-	-	-	-	-	-	-	-	-	-	-	-	-	-	-	-
	Chloroxuron (Filtered)	µg/L	0.05			-	-	-	-	-	-	-	-	-	-	-	-	-	-	-	-	-	-
	Neburon	µg/L				-	-	-	-	-	-	-	-	-	-	-	-	-	-	-	-	-	-
	Metribuzin	µg/L				-	-	-	-	-	-	-	-	-	-	-	-	-	-	-	-	-	-
	2,3,6-Trichlorobenzoic Acid (Tba)	µg/L				-	-	-	-	-	-	-	-	-	-	-	-	-	-	-	-	-	-
	2,3,6-Trichlorobenzoic Acid (Tba) (Filtered)	µg/L	0.02			-	-	-	-	-	-	-	-	-	-	-	-	-	-	-	-	-	-
	2,4,5-Trichlorophenoxy Acetic Acid	µg/L				-	-	-	-	-	-	-	-	-	-	-	-	-	-	-	-	-	-
	2,4,5-Trichlorophenoxy Acetic Acid (Filtered)	µg/L	0.02			-	-	-	-	-	-	-	-	-	-	-	-	-	-	-	-	-	-
	2,4,5-TP (Silvex)	µg/L				-	-	-	-	-	-	-	-	-	-	-	-	-	-	-	-	-	-
	2,4,5-TP (Silvex) (Filtered)	µg/L	0.02			-	-	-	-	-	-	-	-	-	-	-	-	-	-	-	-	-	-
	Pyrimethanil	µg/L				-	-	-	-	-	-	-	-	-	-	-	-	-	-	-	-	-	-
	Hedonal	µg/L			0.3[#2]	-	-	-	-	-	-	-	-	-	-	-	-	-	-	-	-	-	-
	Hedonal (Filtered)	µg/L	0.02		0.3[#2]	-	-	-	-	-	-	-	-	-	-	-	-	-	-	-	-	-	-
	2,4-DDT	µg/L	0.01		0.00625[#39]	-	-	-	-	-	-	-	-	-	-	-	-	-	-	-	-	-	-
	2,4-DDT (Filtered)	µg/L	0.01		0.00625[#39]	-	-	-	-	-	-	-	-	-	-	-	-	-	-	-	-	-	-
	Propachlor	µg/L	0.01			-	-	-	-	-	-	-	-	-	-	-	-	-	-	-	-	-	-
	Propachlor (Filtered)	µg/L	0.02			-	-	-	-	-	-	-	-	-	-	-	-	-	-	-	-	-	-
	Propamocarb	µg/L				-	-	-	-	-	-	-	-	-	-	-	-	-	-	-	-	-	-
	2,4-Dichlorprop	µg/L				-	-	-	-	-	-	-	-	-	-	-	-	-	-	-	-	-	-

					Investigation Phase	LTM	LTM	LTM	LTM	LTM	LTM	GI	GI	GI	GI	LTM	LTM	LTM	LTM	LTM	LTM	LTM	LTM
					Location_Code	BH13009	BH13009	BH13009	BH13009	BH13009	BH13009	BH13015	BH13015	BH13015	BH13015	BH13015	BH13015	BH13015	BH13015	BH13015	OH13004	OH13004	OH13004
					Sampled_Date	22/05/2020	22/05/2020	23/06/2020	09/09/2020	09/09/2020	01/12/2020	14/11/2019	26/11/2019	16/01/2020	18/02/2020	17/03/2020	14/04/2020	12/05/2020	23/06/2020	09/09/2020	12/05/2020	01/07/2020	18/12/2020
					Sample_Depth	17	17	17	9.09	9.09	9.1	6.09	6.42	5.87	11	11	8	10	10.5	6.14	9	9	9.38
Chem_Group	**ChemName**	**output unit**	**EQL**	**UK Drinking Water Standards**	**UK Freshwater EQS**																		
	2,4-Dichlorprop (Filtered)	µg/L	0.02			-	-	-	-	-	-	-	-	-	-	-	-	-	-	-	-	-	-
	3-Hydroxy Carbofuran	µg/L				-	-	-	-	-	-	-	-	-	-	-	-	-	-	-	-	-	-
	4-(2,4-Dichlorophenoxy)butyric Acid (2,4-DB)	µg/L				-	-	-	-	-	-	-	-	-	-	-	-	-	-	-	-	-	-
	4-(2,4-Dichlorophenoxy)butyric Acid (2,4-DB) (Filtered)	µg/L	0.02			-	-	-	-	-	-	-	-	-	-	-	-	-	-	-	-	-	-
	4,4-DDE	µg/L	0.01		0.00625[#39]	-	-	-	-	-	-	-	-	-	-	-	-	-	-	-	-	-	-
	4,4-DDE (Filtered)	µg/L	0.01		0.00625[#39]	-	-	-	-	-	-	-	-	-	-	-	-	-	-	-	-	-	-
	Cypermethrins(total) (Filtered)	µg/L	0.01		0.0001[#3]	-	-	-	-	-	-	-	-	-	-	-	-	-	-	-	-	-	-
	Cyproconazole	µg/L				-	-	-	-	-	-	-	-	-	-	-	-	-	-	-	-	-	-
	Cyromazine	µg/L				-	-	-	-	-	-	-	-	-	-	-	-	-	-	-	-	-	-
	d-BHC	µg/L	0.01			-	-	-	-	-	-	-	-	-	-	-	-	-	-	-	-	-	-
	d-BHC (Filtered)	µg/L	0.01			-	-	-	-	-	-	-	-	-	-	-	-	-	-	-	-	-	-
	DDD	µg/L	0.01		0.00625[#39]	-	-	-	-	-	-	-	-	-	-	-	-	-	-	-	-	-	-
	DDD (Filtered)	µg/L	0.01		0.00625[#39]	-	-	-	-	-	-	-	-	-	-	-	-	-	-	-	-	-	-
	DDT	µg/L	0.01		0.01[#41]	-	-	-	-	-	-	-	-	-	-	-	-	-	-	-	-	-	-
	DDT (Filtered)	µg/L	0.01		0.01[#41]	-	-	-	-	-	-	-	-	-	-	-	-	-	-	-	-	-	-
	Deisopropylatrazine	µg/L				-	-	-	-	-	-	-	-	-	-	-	-	-	-	-	-	-	-
	Chlorothalonil	µg/L	0.01		0.035[#2]	-	-	-	-	-	-	-	-	-	-	-	-	-	-	-	-	-	-
	Chlorothalonil (Filtered)	µg/L	0.01		0.035[#2]	-	-	-	-	-	-	-	-	-	-	-	-	-	-	-	-	-	-
	Deethylatrazine	µg/L				-	-	-	-	-	-	-	-	-	-	-	-	-	-	-	-	-	-
	Demeton-S-methyl	µg/L	0.01			-	-	-	-	-	-	-	-	-	-	-	-	-	-	-	-	-	-
	Demeton-S-methyl (Filtered)	µg/L	0.01			-	-	-	-	-	-	-	-	-	-	-	-	-	-	-	-	-	-
	Diazinon	µg/L	0.01		0.01[#2]	-	-	-	-	-	-	-	-	-	-	-	-	-	-	-	-	-	-
	Diazinon (Filtered)	µg/L	0.01		0.01[#2]	-	-	-	-	-	-	-	-	-	-	-	-	-	-	-	-	-	-
	Dicamba	µg/L				-	-	-	-	-	-	-	-	-	-	-	-	-	-	-	-	-	-
	Dicamba (Filtered)	µg/L	0.02			-	-	-	-	-	-	-	-	-	-	-	-	-	-	-	-	-	-
	Dichlobenil	µg/L	0.01			-	-	-	-	-	-	-	-	-	-	-	-	-	-	-	-	-	-
	Dichlobenil (Filtered)	µg/L	0.01			-	-	-	-	-	-	-	-	-	-	-	-	-	-	-	-	-	-
	cis-Permethrin (Filtered)	µg/L	0.01			-	-	-	-	-	-	-	-	-	-	-	-	-	-	-	-	-	-
	Dichlorvos	µg/L	0.01		0.001[#3]	-	-	-	-	-	-	-	-	-	-	-	-	-	-	-	-	-	-
	Dichlorvos (Filtered)	µg/L	0.01		0.001[#3]	-	-	-	-	-	-	-	-	-	-	-	-	-	-	-	-	-	-
	Diclofop	µg/L				-	-	-	-	-	-	-	-	-	-	-	-	-	-	-	-	-	-
	Diclofop (Filtered)	µg/L	0.02			-	-	-	-	-	-	-	-	-	-	-	-	-	-	-	-	-	-
	Dieldrin	µg/L	0.01	0.03[#1]	0.0025[#40]	-	-	-	-	-	-	-	-	-	-	-	-	-	-	-	-	-	-
	Dieldrin (Filtered)	µg/L	0.01	0.03[#1]	0.0025[#40]	-	-	-	-	-	-	-	-	-	-	-	-	-	-	-	-	-	-
	Difenoconazole	µg/L				-	-	-	-	-	-	-	-	-	-	-	-	-	-	-	-	-	-
	Difenoxuron	µg/L				-	-	-	-	-	-	-	-	-	-	-	-	-	-	-	-	-	-
	Diflubenzuron	µg/L			0.001[#3]	-	-	-	-	-	-	-	-	-	-	-	-	-	-	-	-	-	-
	Diflubenzuron (Filtered)	µg/L	0.05		0.001[#3]	-	-	-	-	-	-	-	-	-	-	-	-	-	-	-	-	-	-
	Diflufenican	µg/L				-	-	-	-	-	-	-	-	-	-	-	-	-	-	-	-	-	-
	Dimethoate	µg/L	0.01		0.48[#2]	-	-	-	-	-	-	-	-	-	-	-	-	-	-	-	-	-	-
	Dimethoate (Filtered)	µg/L	0.01		0.48[#2]	-	-	-	-	-	-	-	-	-	-	-	-	-	-	-	-	-	-
	Dinoseb	µg/L				-	-	-	-	-	-	-	-	-	-	-	-	-	-	-	-	-	-
	Disulfoton	µg/L	0.01			-	-	-	-	-	-	-	-	-	-	-	-	-	-	-	-	-	-
	Disulfoton (Filtered)	µg/L	0.01			-	-	-	-	-	-	-	-	-	-	-	-	-	-	-	-	-	-
	Diuron	µg/L			0.2[#2]	-	-	-	-	-	-	-	-	-	-	-	-	-	-	-	-	-	-
	Diuron (Filtered)	µg/L	0.05		0.2[#2]	-	-	-	-	-	-	-	-	-	-	-	-	-	-	-	-	-	-
	Endosulfan I	µg/L	0.01			-	-	-	-	-	-	-	-	-	-	-	-	-	-	-	-	-	-
	Endosulfan I (Filtered)	µg/L	0.01			-	-	-	-	-	-	-	-	-	-	-	-	-	-	-	-	-	-
	Endosulfan II	µg/L	0.02			-	-	-	-	-	-	-	-	-	-	-	-	-	-	-	-	-	-
	Endosulfan II (Filtered)	µg/L	0.02			-	-	-	-	-	-	-	-	-	-	-	-	-	-	-	-	-	-
	Endosulfan sulphate	µg/L	0.02			-	-	-	-	-	-	-	-	-	-	-	-	-	-	-	-	-	-
	Endosulfan sulphate (Filtered)	µg/L	0.02			-	-	-	-	-	-	-	-	-	-	-	-	-	-	-	-	-	-
	Endrin	µg/L	0.01		0.0025[#40]	-	-	-	-	-	-	-	-	-	-	-	-	-	-	-	-	-	-
	Endrin (Filtered)	µg/L	0.01		0.0025[#40]	-	-	-	-	-	-	-	-	-	-	-	-	-	-	-	-	-	-
	s-Ethyl dipropylthiocarbamate	µg/L				-	-	-	-	-	-	-	-	-	-	-	-	-	-	-	-	-	-
	Ethiofencarb	µg/L				-	-	-	-	-	-	-	-	-	-	-	-	-	-	-	-	-	-
	Ethion	µg/L	0.01			-	-	-	-	-	-	-	-	-	-	-	-	-	-	-	-	-	-
	Ethion (Filtered)	µg/L	0.01			-	-	-	-	-	-	-	-	-	-	-	-	-	-	-	-	-	-
	Ethoprop	µg/L				-	-	-	-	-	-	-	-	-	-	-	-	-	-	-	-	-	-
	Ethofumesate	µg/L				-	-	-	-	-	-	-	-	-	-	-	-	-	-	-	-	-	-
	Etridiazole	µg/L	0.01			-	-	-	-	-	-	-	-	-	-	-	-	-	-	-	-	-	-
	Etridiazole (Filtered)	µg/L	0.01			-	-	-	-	-	-	-	-	-	-	-	-	-	-	-	-	-	-
	Fenamiphos	µg/L				-	-	-	-	-	-	-	-	-	-	-	-	-	-	-	-	-	-
	Fenarimol	µg/L				-	-	-	-	-	-	-	-	-	-	-	-	-	-	-	-	-	-
	Fenitrothion	µg/L	0.01		0.01[#3]	-	-	-	-	-	-	-	-	-	-	-	-	-	-	-	-	-	-
	Fenitrothion (Filtered)	µg/L	0.01		0.01[#3]	-	-	-	-	-	-	-	-	-	-	-	-	-	-	-	-	-	-
	Fensulfothion	µg/L				-	-	-	-	-	-	-	-	-	-	-	-	-	-	-	-	-	-
	Fenhexamid	µg/L				-	-	-	-	-	-	-	-	-	-	-	-	-	-	-	-	-	-
	Fenoxycarb	µg/L				-	-	-	-	-	-	-	-	-	-	-	-	-	-	-	-	-	-
	Fenthion	µg/L	0.01			-	-	-	-	-	-	-	-	-	-	-	-	-	-	-	-	-	-
	Fenthion (Filtered)	µg/L	0.01			-	-	-	-	-	-	-	-	-	-	-	-	-	-	-	-	-	-
	Fenpropimorf	µg/L				-	-	-	-	-	-	-	-	-	-	-	-	-	-	-	-	-	-
	Fluometuron (Filtered)	µg/L	10			-	-	-	-	-	-	-	-	-	-	-	-	-	-	-	-	-	-
	Fluroxypyr	µg/L				-	-	-	-	-	-	-	-	-	-	-	-	-	-	-	-	-	-
	Fluroxypyr (Filtered)	µg/L	0.02			-	-	-	-	-	-	-	-	-	-	-	-	-	-	-	-	-	-
	Flutolanil	µg/L				-	-	-	-	-	-	-	-	-	-	-	-	-	-	-	-	-	-
	Fonofos	µg/L				-	-	-	-	-	-	-	-	-	-	-	-	-	-	-	-	-	-
	g-BHC (Lindane)	µg/L	0.01			-	-	-	-	-	-	-	-	-	-	-	-	-	-	-	-	-	-
	g-BHC (Lindane) (Filtered)	µg/L	0.01			-	-	-	-	-	-	-	-	-	-	-	-	-	-	-	-	-	-
	Haloxyfop-methyl	µg/L				-	-	-	-	-	-	-	-	-	-	-	-	-	-	-	-	-	-
	Thifensulfuron	µg/L				-	-	-	-	-	-	-	-	-	-	-	-	-	-	-	-	-	-

					Investigation Phase	LTM	LTM	LTM	LTM	LTM	LTM	GI	GI	GI	GI	LTM	LTM	LTM	LTM	LTM	LTM	LTM	LTM
					Location_Code	BH13009	BH13009	BH13009	BH13009	BH13009	BH13009	BH13015	BH13015	BH13015	BH13015	BH13015	BH13015	BH13015	BH13015	BH13015	BH13015	OH13004	OH13004	OH13004
					Sampled_Date	22/05/2020	22/05/2020	23/06/2020	09/09/2020	09/09/2020	01/12/2020	14/11/2019	26/11/2019	16/01/2020	18/02/2020	17/03/2020	14/04/2020	12/05/2020	23/06/2020	09/09/2020	12/05/2020	01/07/2020	18/12/2020
					Sample_Depth	17	17	17	9.09	9.09	9.1	6.09	6.42	5.87	11	11	8	10	10.5	6.14	9	9	9.38
Chem_Group	**ChemName**	**output unit**	**EQL**	**UK Drinking Water Standards**	**UK Freshwater EQS**																		
	Heptachlor	µg/L	0.01	0.03[#1]		-	-	-	-	-	-	-	-	-	-	-	-	-	-	-	-	-	-
	Heptachlor (Filtered)	µg/L	0.01	0.03[#1]		-	-	-	-	-	-	-	-	-	-	-	-	-	-	-	-	-	-
	Hexaconazole	µg/L				-	-	-	-	-	-	-	-	-	-	-	-	-	-	-	-	-	-
	Hexazinone	µg/L				-	-	-	-	-	-	-	-	-	-	-	-	-	-	-	-	-	-
	Hydroxyatrazine	µg/L				-	-	-	-	-	-	-	-	-	-	-	-	-	-	-	-	-	-
	Iprodione	µg/L				-	-	-	-	-	-	-	-	-	-	-	-	-	-	-	-	-	-
	Isodrin	µg/L	0.01		0.0025[#40]	-	-	-	-	-	-	-	-	-	-	-	-	-	-	-	-	-	-
	Isodrin (Filtered)	µg/L	0.01		0.0025[#40]	-	-	-	-	-	-	-	-	-	-	-	-	-	-	-	-	-	-
	Isoproturon	µg/L			0.3[#2]	-	-	-	-	-	-	-	-	-	-	-	-	-	-	-	-	-	-
	Isoproturon (Filtered)	µg/L	0.05		0.3[#2]	-	-	-	-	-	-	-	-	-	-	-	-	-	-	-	-	-	-
	Linuron	µg/L			0.5[#2]	-	-	-	-	-	-	-	-	-	-	-	-	-	-	-	-	-	-
	Linuron (Filtered)	µg/L	0.05		0.5[#2]	-	-	-	-	-	-	-	-	-	-	-	-	-	-	-	-	-	-
	Malathion	µg/L	0.01		0.01[#3]	-	-	-	-	-	-	-	-	-	-	-	-	-	-	-	-	-	-
	Malathion (Filtered)	µg/L	0.01		0.01[#3]	-	-	-	-	-	-	-	-	-	-	-	-	-	-	-	-	-	-
	2-Methyl-4-chlorophenoxyacetic acid	µg/L				-	-	-	-	-	-	-	-	-	-	-	-	-	-	-	-	-	-
	2-Methyl-4-chlorophenoxyacetic acid (Filtered)	µg/L	0.02			-	-	-	-	-	-	-	-	-	-	-	-	-	-	-	-	-	-
	2-Methyl-4-Chlorophenoxy Butanoic Acid	µg/L				-	-	-	-	-	-	-	-	-	-	-	-	-	-	-	-	-	-
	2-Methyl-4-Chlorophenoxy Butanoic Acid (Filtered)	µg/L	0.02			-	-	-	-	-	-	-	-	-	-	-	-	-	-	-	-	-	-
	Mecoprop	µg/L			18[#2]	-	-	-	-	-	-	-	-	-	-	-	-	-	-	-	-	-	-
	Mecoprop (Filtered)	µg/L	0.02		18[#2]	-	-	-	-	-	-	-	-	-	-	-	-	-	-	-	-	-	-
	Mefenpyr-diethyl	µg/L				-	-	-	-	-	-	-	-	-	-	-	-	-	-	-	-	-	-
	Metachlor	µg/L	0.01		0.3[#2]	-	-	-	-	-	-	-	-	-	-	-	-	-	-	-	-	-	-
	Metachlor (Filtered)	µg/L	0.01		0.3[#2]	-	-	-	-	-	-	-	-	-	-	-	-	-	-	-	-	-	-
	Metalaxyl	µg/L				-	-	-	-	-	-	-	-	-	-	-	-	-	-	-	-	-	-
	Methamidophos	µg/L				-	-	-	-	-	-	-	-	-	-	-	-	-	-	-	-	-	-
	Methidathion	µg/L				-	-	-	-	-	-	-	-	-	-	-	-	-	-	-	-	-	-
	Methiocarb	µg/L			0.01[#3]	-	-	-	-	-	-	-	-	-	-	-	-	-	-	-	-	-	-
	Methomyl	µg/L				-	-	-	-	-	-	-	-	-	-	-	-	-	-	-	-	-	-
	Methoxychlor	µg/L	0.01			-	-	-	-	-	-	-	-	-	-	-	-	-	-	-	-	-	-
	Methoxychlor (Filtered)	µg/L	0.01			-	-	-	-	-	-	-	-	-	-	-	-	-	-	-	-	-	-
	Methoxyfenozide	µg/L				-	-	-	-	-	-	-	-	-	-	-	-	-	-	-	-	-	-
	Methyl parathion	µg/L	0.01			-	-	-	-	-	-	-	-	-	-	-	-	-	-	-	-	-	-
	Methyl parathion (Filtered)	µg/L	0.01			-	-	-	-	-	-	-	-	-	-	-	-	-	-	-	-	-	-
	Metolachlor	µg/L				-	-	-	-	-	-	-	-	-	-	-	-	-	-	-	-	-	-
	Metoxuron	µg/L				-	-	-	-	-	-	-	-	-	-	-	-	-	-	-	-	-	-
	Metoxuron (Filtered)	µg/L	0.05			-	-	-	-	-	-	-	-	-	-	-	-	-	-	-	-	-	-
	Metsulfuron Methyl	µg/L				-	-	-	-	-	-	-	-	-	-	-	-	-	-	-	-	-	-
	Mevinphos (Phosdrin)	µg/L	0.01		0.02(MAC)[#38]	-	-	-	-	-	-	-	-	-	-	-	-	-	-	-	-	-	-
	Mevinphos (Phosdrin) (Filtered)	µg/L	0.01		0.02(MAC)[#38]	-	-	-	-	-	-	-	-	-	-	-	-	-	-	-	-	-	-
	Molinate	µg/L				-	-	-	-	-	-	-	-	-	-	-	-	-	-	-	-	-	-
	Monlinuran	µg/L				-	-	-	-	-	-	-	-	-	-	-	-	-	-	-	-	-	-
	Monlinuran (Filtered)	µg/L	0.05			-	-	-	-	-	-	-	-	-	-	-	-	-	-	-	-	-	-
	Monocrotophos	µg/L				-	-	-	-	-	-	-	-	-	-	-	-	-	-	-	-	-	-
	Napropamide	µg/L				-	-	-	-	-	-	-	-	-	-	-	-	-	-	-	-	-	-
	Flusilazole (NuStar)	µg/L				-	-	-	-	-	-	-	-	-	-	-	-	-	-	-	-	-	-
	o,p-DDD	µg/L	0.01			-	-	-	-	-	-	-	-	-	-	-	-	-	-	-	-	-	-
	o,p-DDD (Filtered)	µg/L	0.01			-	-	-	-	-	-	-	-	-	-	-	-	-	-	-	-	-	-
	o,p'-DDE	µg/L	0.01			-	-	-	-	-	-	-	-	-	-	-	-	-	-	-	-	-	-
	o,p'-DDE (Filtered)	µg/L	0.01			-	-	-	-	-	-	-	-	-	-	-	-	-	-	-	-	-	-
	o,p-Methoxychlor	µg/L	0.01			-	-	-	-	-	-	-	-	-	-	-	-	-	-	-	-	-	-
	o,p-Methoxychlor (Filtered)	µg/L	0.01			-	-	-	-	-	-	-	-	-	-	-	-	-	-	-	-	-	-
	Omethoate	µg/L	0.01		0.01[#3]	-	-	-	-	-	-	-	-	-	-	-	-	-	-	-	-	-	-
	Omethoate (Filtered)	µg/L	0.01		0.01[#3]	-	-	-	-	-	-	-	-	-	-	-	-	-	-	-	-	-	-
	Oxamyl	µg/L				-	-	-	-	-	-	-	-	-	-	-	-	-	-	-	-	-	-
	Paclobutrazol	µg/L				-	-	-	-	-	-	-	-	-	-	-	-	-	-	-	-	-	-
	Methyl Paraoxon	µg/L				-	-	-	-	-	-	-	-	-	-	-	-	-	-	-	-	-	-
	Parathion	µg/L	0.01			-	-	-	-	-	-	-	-	-	-	-	-	-	-	-	-	-	-
	Parathion (Filtered)	µg/L	0.01			-	-	-	-	-	-	-	-	-	-	-	-	-	-	-	-	-	-
	Pendimethalin	µg/L	0.01		0.3[#2]	-	-	-	-	-	-	-	-	-	-	-	-	-	-	-	-	-	-
	Pendimethalin (Filtered)	µg/L	0.01		0.3[#2]	-	-	-	-	-	-	-	-	-	-	-	-	-	-	-	-	-	-
	Imidacloprid	µg/L				-	-	-	-	-	-	-	-	-	-	-	-	-	-	-	-	-	-
	Permethrin	µg/L	0.01		0.001[#3]	-	-	-	-	-	-	-	-	-	-	-	-	-	-	-	-	-	-
	Permethrin II	µg/L	0.01			-	-	-	-	-	-	-	-	-	-	-	-	-	-	-	-	-	-
	Permethrin II (Filtered)	µg/L	0.01			-	-	-	-	-	-	-	-	-	-	-	-	-	-	-	-	-	-
	Phorate	µg/L	0.01			-	-	-	-	-	-	-	-	-	-	-	-	-	-	-	-	-	-
	Phorate (Filtered)	µg/L	0.01			-	-	-	-	-	-	-	-	-	-	-	-	-	-	-	-	-	-
	Phosmet	µg/L				-	-	-	-	-	-	-	-	-	-	-	-	-	-	-	-	-	-
	Lenacil	µg/L				-	-	-	-	-	-	-	-	-	-	-	-	-	-	-	-	-	-
	Picloram	µg/L				-	-	-	-	-	-	-	-	-	-	-	-	-	-	-	-	-	-
	Picloram (Filtered)	µg/L	0.02			-	-	-	-	-	-	-	-	-	-	-	-	-	-	-	-	-	-
	Picoxystrobin	µg/L				-	-	-	-	-	-	-	-	-	-	-	-	-	-	-	-	-	-
	Pirimicarb	µg/L			1[#3]	-	-	-	-	-	-	-	-	-	-	-	-	-	-	-	-	-	-
	Pirimiphos-methyl	µg/L	0.01		0.015[#3]	-	-	-	-	-	-	-	-	-	-	-	-	-	-	-	-	-	-
	Pirimiphos-methyl (Filtered)	µg/L	0.01		0.015[#3]	-	-	-	-	-	-	-	-	-	-	-	-	-	-	-	-	-	-
	Pirimphos-ethyl	µg/L				-	-	-	-	-	-	-	-	-	-	-	-	-	-	-	-	-	-
	Pirimphos-ethyl (Filtered)	µg/L	0.01			-	-	-	-	-	-	-	-	-	-	-	-	-	-	-	-	-	-
	Prochloraz	µg/L			4[#3]	-	-	-	-	-	-	-	-	-	-	-	-	-	-	-	-	-	-
	Profenofos	µg/L				-	-	-	-	-	-	-	-	-	-	-	-	-	-	-	-	-	-
	Promecarb	µg/L				-	-	-	-	-	-	-	-	-	-	-	-	-	-	-	-	-	-
	Prometon	µg/L				-	-	-	-	-	-	-	-	-	-	-	-	-	-	-	-	-	-
	Prometon (Filtered)	µg/L	0.02			-	-	-	-	-	-	-	-	-	-	-	-	-	-	-	-	-	-

					Investigation Phase	LTM	LTM	LTM	LTM	LTM	LTM	GI	GI	GI	GI	LTM	LTM	LTM	LTM	LTM	LTM	LTM	LTM
					Location_Code	BH13009	BH13009	BH13009	BH13009	BH13009	BH13009	BH13015	BH13015	BH13015	BH13015	BH13015	BH13015	BH13015	BH13015	BH13015	BH13004	BH13004	BH13004
					Sampled_Date	22/05/2020	22/05/2020	23/06/2020	09/09/2020	09/09/2020	01/12/2020	14/11/2019	26/11/2019	16/01/2020	18/02/2020	17/03/2020	14/04/2020	12/05/2020	23/06/2020	09/09/2020	12/05/2020	01/07/2020	18/12/2020
					Sample_Depth	17	17	17	9.09	9.09	9.1	6.09	6.42	5.87	11	11	8	10	10.5	6.14	9	9	9.38
Chem_Group	**ChemName**	**output unit**	**EQL**	**UK Drinking Water Standards**	**UK Freshwater EQS**																		
	Prometryn	µg/L	0.01			-	-	-	-	-	-	-	-	-	-	-	-	-	-	-	-	-	-
	Prometryn (Filtered)	µg/L	0.02			-	-	-	-	-	-	-	-	-	-	-	-	-	-	-	-	-	-
	Pronamide	µg/L	0.01		100[#3]	-	-	-	-	-	-	-	-	-	-	-	-	-	-	-	-	-	-
	Pronamide (Filtered)	µg/L	0.01		100[#3]	-	-	-	-	-	-	-	-	-	-	-	-	-	-	-	-	-	-
	Propanil	µg/L				-	-	-	-	-	-	-	-	-	-	-	-	-	-	-	-	-	-
	Propazine	µg/L	0.01			-	-	-	-	-	-	-	-	-	-	-	-	-	-	-	-	-	-
	Propazine (Filtered)	µg/L	0.02			-	-	-	-	-	-	-	-	-	-	-	-	-	-	-	-	-	-
	Propham	µg/L				-	-	-	-	-	-	-	-	-	-	-	-	-	-	-	-	-	-
	Propiconazole	µg/L				-	-	-	-	-	-	-	-	-	-	-	-	-	-	-	-	-	-
	Propoxycarbazone-sodium	µg/L				-	-	-	-	-	-	-	-	-	-	-	-	-	-	-	-	-	-
	Pursuit	µg/L				-	-	-	-	-	-	-	-	-	-	-	-	-	-	-	-	-	-
	Pyriproxyfen	µg/L				-	-	-	-	-	-	-	-	-	-	-	-	-	-	-	-	-	-
	Quinclorac	µg/L				-	-	-	-	-	-	-	-	-	-	-	-	-	-	-	-	-	-
	Quinoxyfen	µg/L				-	-	-	-	-	-	-	-	-	-	-	-	-	-	-	-	-	-
	Ronnel (Filtered)	µg/L	0.01		0.03[#3]	-	-	-	-	-	-	-	-	-	-	-	-	-	-	-	-	-	-
	Savey	µg/L				-	-	-	-	-	-	-	-	-	-	-	-	-	-	-	-	-	-
	Sethoxydim	µg/L				-	-	-	-	-	-	-	-	-	-	-	-	-	-	-	-	-	-
	Simazine	µg/L	0.01		1[#2]	-	-	-	-	-	-	-	-	-	-	-	-	-	-	-	-	-	-
	Simazine (Filtered)	µg/L	0.02		1[#2]	-	-	-	-	-	-	-	-	-	-	-	-	-	-	-	-	-	-
	Tebuthiuron	µg/L				-	-	-	-	-	-	-	-	-	-	-	-	-	-	-	-	-	-
	Tebuthiuron (Filtered)	µg/L	10			-	-	-	-	-	-	-	-	-	-	-	-	-	-	-	-	-	-
	Terbutryn	µg/L	0.01			-	-	-	-	-	-	-	-	-	-	-	-	-	-	-	-	-	-
	Terbutryn (Filtered)	µg/L	0.02			-	-	-	-	-	-	-	-	-	-	-	-	-	-	-	-	-	-
	Terbutylazine	µg/L				-	-	-	-	-	-	-	-	-	-	-	-	-	-	-	-	-	-
	Terbutylazine (Filtered)	µg/L	0.02			-	-	-	-	-	-	-	-	-	-	-	-	-	-	-	-	-	-
	Phosalone	µg/L	0.01			-	-	-	-	-	-	-	-	-	-	-	-	-	-	-	-	-	-
	Phosalone (Filtered)	µg/L	0.01			-	-	-	-	-	-	-	-	-	-	-	-	-	-	-	-	-	-
	Phosphamidon	µg/L	0.01			-	-	-	-	-	-	-	-	-	-	-	-	-	-	-	-	-	-
	Phosphamidon (Filtered)	µg/L	0.01			-	-	-	-	-	-	-	-	-	-	-	-	-	-	-	-	-	-
	Thiobencarb	µg/L				-	-	-	-	-	-	-	-	-	-	-	-	-	-	-	-	-	-
	Thiophanate-methyl	µg/L				-	-	-	-	-	-	-	-	-	-	-	-	-	-	-	-	-	-
	Triadimefon	µg/L	0.01			-	-	-	-	-	-	-	-	-	-	-	-	-	-	-	-	-	-
	Triadimefon (Filtered)	µg/L	0.01			-	-	-	-	-	-	-	-	-	-	-	-	-	-	-	-	-	-
	Triadimenol	µg/L				-	-	-	-	-	-	-	-	-	-	-	-	-	-	-	-	-	-
	Triallate	µg/L	0.01		0.25[#3]	-	-	-	-	-	-	-	-	-	-	-	-	-	-	-	-	-	-
	Triallate (Filtered)	µg/L	0.01		0.25[#3]	-	-	-	-	-	-	-	-	-	-	-	-	-	-	-	-	-	-
	Triasulfuron	µg/L				-	-	-	-	-	-	-	-	-	-	-	-	-	-	-	-	-	-
	Tributyl phosphate (Filtered)	µg/L	0.01		50[#3]	-	-	-	-	-	-	-	-	-	-	-	-	-	-	-	-	-	-
	Triclopyr	µg/L				-	-	-	-	-	-	-	-	-	-	-	-	-	-	-	-	-	-
	Triclopyr (Filtered)	µg/L	0.02			-	-	-	-	-	-	-	-	-	-	-	-	-	-	-	-	-	-
	Triclosan	µg/L				-	-	-	-	-	-	-	-	-	-	-	-	-	-	-	-	-	-
	Trifluralin	µg/L	0.01		0.03[#2]	-	-	-	-	-	-	-	-	-	-	-	-	-	-	-	-	-	-
	Trifluralin (Filtered)	µg/L	0.01		0.03[#2]	-	-	-	-	-	-	-	-	-	-	-	-	-	-	-	-	-	-
	Tebuconazole	µg/L				-	-	-	-	-	-	-	-	-	-	-	-	-	-	-	-	-	-
	Telodrin	µg/L	0.01			-	-	-	-	-	-	-	-	-	-	-	-	-	-	-	-	-	-
	Telodrin (Filtered)	µg/L	0.01			-	-	-	-	-	-	-	-	-	-	-	-	-	-	-	-	-	-
	Triazophos	µg/L	0.01		0.005[#3]	-	-	-	-	-	-	-	-	-	-	-	-	-	-	-	-	-	-
	Triazophos (Filtered)	µg/L	0.01		0.005[#3]	-	-	-	-	-	-	-	-	-	-	-	-	-	-	-	-	-	-
	Tricyclazole	µg/L				-	-	-	-	-	-	-	-	-	-	-	-	-	-	-	-	-	-
Surrogate	Surrogate Value	%				-	-	-	-	-	-	-	-	-	-	-	-	-	-	-	-	-	-
SVOC TIC	SVOC TICS - Detect	Detect				-	-	-	-	-	-	-	-	-	-	-	-	-	-	-	-	-	-
	SVOC Tentatively Identified Compounds	µg/L	10			-	-	-	-	-	-	-	-	-	-	-	-	-	-	-	-	-	-
	SVOC Tentatively Identified Compounds (Filtered)	µg/L	1			-	-	-	-	-	-	-	-	-	-	-	-	-	-	-	-	-	-
VOC TIC	VOC TICs - Detect	Detect				-	-	-	-	-	-	-	-	-	-	-	-	-	-	-	-	-	-
	VOC Tentatively Identified Compounds	µg/l	10			-	-	-	-	-	-	-	-	-	-	-	-	-	-	-	-	-	-
	VOC Tentatively Identified Compounds (Filtered)	µg/l	1			-	-	-	-	-	-	-	-	-	-	-	-	-	-	-	-	-	-
Other	Biochemical Oxygen Demand (5-day test)	µg/L	1000			-	-	-	<1000	<1000	-	-	-	-	-	-	-	-	-	<1000	-	-	-
	Redox	mV				-	-	-	-	-	-	-	-	-	-	-	-	-	-	-	-	-	-
	Conductivity @ 20oC	µS/cm	5			500	510	475	482	486	463	-	-	-	1120	1110	1130	1130	1080	1130	692	620	663
	Conductivity @ 20oC (Filtered)	µS/cm	10			-	-	-	-	-	-	1055	-	1158	-	-	-	-	-	-	-	-	-
	Biological Oxygen Demand	mg/L	1			<1	<1	<1	-	-	-	-	-	-	<1	<1	<1	<1	<1	-	<1	<1	-
	Biological Oxygen Demand (Filtered)	mg/L	1			-	-	-	-	-	-	-	<1	4	-	-	-	-	-	-	-	-	-
	Chemical Oxygen Demand	mg/L	5			<7	<7	<7	11.5	<7	-	-	-	-	11.7	11.7	9.69	34.5	8.89	20.1	33	11.7	-
	Chemical Oxygen Demand (Filtered)	mg/L	5			-	-	-	-	-	-	23	-	20	-	-	-	-	-	-	-	-	-
	Dissolved Organic Carbon	µg/L	200			-	-	-	-	-	-	-	-	-	-	-	-	-	-	-	-	-	-
	Dissolved Organic Carbon (Filtered)	µg/L	200			3800	3850	4400	3240	3380	-	9500	-	1500	4070	3940	4080	3470	4300	4220	7110	8170	8640
	pH (Lab)	pH_Units	0.01	6.5-9.5[#1]	6-9(MAC)[#38]	7.6	7.81	7.79	7.8	7.88	-	-	-	-	7.12	7.48	7.04	6.83	6.94	6.93	7.23	7.72	7.62
	pH (Lab) (Filtered)	pH_Units	0.01	6.5-9.5[#1]	6-9(MAC)[#38]	-	-	-	-	-	-	7.69	-	7.49	-	-	-	-	-	-	-	-	-

					Investigation Phase	GI	GI	GI	LTM	LTM	LTM	LTM	LTM	GI	GI	GI	GI	GI	LTM	LTM	LTM	LTM	LTM
					Location_Code	WS08028	WS08028	WS08028	WS08028	WS08028	WS08028	WS08028	WS08028	WS09013	WS09013	WS09013	WS09013	WS09013	WS09013	WS09013	WS09013	WS09013	WS09013
					Sampled_Date	07/11/2019	25/11/2019	16/01/2020	03/04/2020	15/04/2020	13/05/2020	25/06/2020	22/09/2020	07/11/2019	25/11/2019	15/01/2020	25/02/2020	10/03/2020	07/04/2020	22/04/2020	13/05/2020	13/05/2020	24/06/2020
					Sample_Depth	2.73	2.79	2.46	4	4	4	4	3.38	1.67	1.61	1.28	2	2	2	2	2.5	2.5	3
Chem_Group	**ChemName**	**output unit**	**EQL**	**UK Drinking Water Standards**	**UK Freshwater EQS**																	
Metals	Antimony	µg/L	4	5[#1]		-	-	-	-	-	-	-	-	-	-	-	-	-	-	-	-	-
	Arsenic	µg/L	1	10[#1]	50[#2]	<1	-	<1	<2	<2	<2	<2	<2	2	-	4	-	2.92	4.2	6.99	3.67	3.31	33.5
	Arsenic (Filtered)	µg/L	0.5	10[#1]	50[#2]	<1	-	<1	<0.5	<0.5	<0.5	<0.5	<0.5	<1	-	<1	1.03	1.71	1.41	0.924	0.898	0.865	0.756
	Boron	µg/L	10	1000[#1]	2000[#3]	90	-	83	47.9	77.2	74.7	79.1	87.4	435	-	413	-	305	425	422	405	395	237
	Boron (Filtered)	µg/L	10	1000[#1]	2000[#3]	99	-	-	-	-	-	-	-	488	-	-	428	-	-	-	-	-	-
	Cadmium	µg/L	0.05	5[#1]	0.08[#4]	<0.05	-	<0.05	<0.5	<0.5	<0.5	<0.5	<0.5	<0.05	-	<0.05	-	<0.5	<0.5	<0.5	<0.5	<0.5	<0.5
	Cadmium (Filtered)	µg/L	0.05	5[#1]	0.08[#4]	<0.05	-	<0.05	<0.08	<0.08	<0.08	<0.08	<0.08	<0.05	-	<0.05	<0.08	<0.08	<0.08	<0.08	<0.08	<0.08	<0.08
	Chromium (hexavalent)	µg/L	10		3.4[#5]	-	-	-	-	-	-	-	-	-	-	-	-	-	-	-	-	-	-
	Chromium (hexavalent) (Filtered)	µg/L	3		3.4[#5]	<10	-	<10	<3	<3	<3	<3	<3	<10	-	<10	<3	<3	<3	<3	<3	<3	<3
	Chromium	µg/L	1	50[#1]	3.4[#6]	<1	-	1	<3	<3	<3	<3	<3	4	-	13	-	<3	3.87	6.66	<3	<3	12.3
	Chromium (Filtered)	µg/L	1	50[#1]	3.4[#6]	<1	-	<1	<1	<1	<1	<1	<1	<1	-	<1	<1	<1	1.04	<1	<1	<1	<1
	Chromium (Trivalent)	µg/L	10		4.7[#5]	-	-	-	-	-	-	-	-	-	-	-	-	-	-	-	-	-	-
	Chromium (Trivalent) (Filtered)	µg/L	3		4.7[#5]	<10	-	<10	<3	<3	<3	<3	<3	<10	-	<10	-	<3	<3	<3	<3	<3	<3
	Cobalt	µg/L	1		3[#7]	-	-	-	-	-	-	-	-	1	-	-	-	-	-	-	-	-	-
	Cobalt (Filtered)	µg/L	0.5		3[#7]	<1	-	<1	<0.5	<0.5	<0.5	<0.5	<0.5	-	-	<1	-	<0.5	1.7	<0.5	<0.5	<0.5	<0.5
	Copper	µg/L	1	2000[#1]	1(bio)[#8]	2	-	3	1.37	2.17	2.95	3.19	1.14	5	-	11	-	-	8.03	8.3	8.55	6.93	8.83
	Copper (Filtered)	µg/L	0.3	2000[#1]	1(bio)[#8]	<1	-	2	0.981	0.746	1.6	2.41	1.05	4	-	6	5.23	-	-	4.9	5.29	5.19	3.09
	Iron	µg/L	10	200[#1]	1000[#2]	-	-	-	-	-	-	-	-	-	-	-	-	-	-	-	-	-	-
	Iron (Filtered)	µg/L	10	200[#1]	1000[#2]	<10	-	11	<19	<19	<19	<19	<19	<10	-	11	21.4	<19	659	<19	<19	<19	29.3
	Lead	µg/L	1	10[#1]	1.2(bio)[#8]	-	-	-	-	-	-	-	-	-	-	-	-	-	-	-	-	-	-
	Lead (Filtered)	µg/L	0.2	10[#1]	1.2(bio)[#8]	<1	-	<1	<0.2	<0.2	<0.2	<0.2	<0.2	<1	-	<1	0.379	<0.2	1.55	<0.2	<0.2	<0.2	0.406
	Manganese	µg/L	1	50[#1]	123(bio)[#9]	38	-	30	11.2	66.6	16.4	52.6	24.9	33	-	83	-	31.3	54.7	108	55.8	38.2	828
	Manganese (Filtered)	µg/L	1	50[#1]	123(bio)[#9]	8	-	2	<3	<3	4.28	11.5	20.7	2	-	<1	<3	<3	31.6	<3	<3	<3	4.81
	Mercury	µg/L	0.02	1[#1]	0.07(MAC)[#10]	<0.05	-	<0.05	<0.02	<0.02	<0.02	0.0218	0.476	<0.05	-	<0.05	-	<0.02	<0.02	<0.02	<0.02	<0.02	0.0293
	Mercury (Filtered)	µg/L	0.01	1[#1]	0.07(MAC)[#10]	<0.05	-	<0.05	0.0124	<0.01	<0.01	<0.01	<0.01	<0.05	-	<0.05	<0.01	<0.01	<0.01	<0.01	<0.01	<0.01	<0.01
	Molybdenum	µg/L	9	70[#11]		-	-	-	-	-	-	-	-	-	-	-	-	-	-	-	-	-	-
	Nickel	µg/L	1	20[#1]	4(bio)[#8]	2	-	2	1.15	2.47	4.59	2.66	2.9	8	-	12	-	6.65	8.48	11.8	7.71	7.11	24
	Nickel (Filtered)	µg/L	0.4	20[#1]	4(bio)[#8]	<1	-	<1	1.6	0.53	2.64	1.73	2.7	7	-	5	4.71	4.94	6.32	4.7	4.71	5.14	1.91
	Selenium	µg/L	1	10[#1]		2	-	2	2.68	3.36	2.9	2.59	2.83	33	-	65	-	141	113	97.6	82.9	83.4	22.6
	Selenium (Filtered)	µg/L	1	10[#1]		3	-	-	-	-	-	-	-	36	-	-	96.5	-	-	-	-	-	-
	Vanadium	µg/L	5		20[#12]	-	-	-	-	-	-	-	-	-	-	-	-	-	-	-	-	-	-
	Zinc	µg/L	1	3000[#13]	10.9(bio)[#8]	8	-	9	10.3	13.8	10.2	15.2	6.23	9	-	14	-	9.39	17.1	14.9	11.8	8.2	39.9
	Zinc (Filtered)	µg/L	1	3000[#13]	10.9(bio)[#8]	4	-	-	-	-	-	-	-	3	-	-	2.41	-	-	-	-	-	-
Inorganics	Alkalinity (Carbonate as CaCO3) (Filtered)	mg/L	15			-	-	-	-	-	-	-	-	-	-	-	-	-	-	-	-	-	-
	Total Hardness	mg/l	0.35			-	-	-	587	647	586	582	587	-	-	-	936	794	909	946	877	888	784
	Total Hardness (Filtered)	mg/l	2			597	-	595	-	-	-	-	-	784	-	1064	-	-	-	-	-	-	-
	Alkalinity (Bicarbonate as CaCO3)	mg/L	2			-	-	-	300	300	310	311	330	-	-	-	360	336	349	375	-	365	1410
	Alkalinity (Bicarbonate as CaCO3) (Filtered)	mg/L	15			320	-	240	-	-	-	-	-	365	-	385	-	-	-	-	-	-	-
	Alkalinity (Bicarbonate) as HCO3	mg/L	2			-	-	-	366	366	378	379	403	-	-	-	439	410	426	457	458	445	1730
	Alkalinity (total) as CaCO3	mg/L	2			-	-	-	300	300	310	311	330	-	-	-	-	-	349	375	375	365	1410
	Alkalinity (total) as CaCO3 (Filtered)	mg/L	15			298	-	240 - 251	-	-	-	-	-	329	-	242 - 385	-	-	-	-	-	-	-
	Ammonia as N (Filtered)	mg/L	0.000036		0.6[#14]	-	-	-	-	-	-	-	-	-	-	-	-	-	-	-	-	-	-
	Ammoniacal Nitrogen as N	mg/L	0.02		0.6[#14]	-	-	-	-	-	-	-	-	-	-	-	-	-	-	-	-	-	-
	Ammoniacal Nitrogen as N (Filtered)	mg/L	0.01		0.6[#14]	0.06	-	0.38	<0.01	0.036	0.0476	0.126	-	0.05	-	0.03	0.0391	0.0277	0.072	0.119	0.0444	0.0909	0.0341
	Ammoniacal Nitrogen as NH3 (Filtered)	mg/L	0.01			-	-	-	-	-	-	-	-	-	-	-	-	-	-	-	-	-	-
	Calcium	mg/L	1			-	-	-	-	-	-	-	-	-	-	-	-	-	-	-	-	-	-
	Calcium (Filtered)	mg/L	0.2			217	-	217	219	216	198	216	211	290	-	397	308	254	294	305	284	289	236
	Chloride	mg/L	1	250[#1]	250[#3]	-	-	-	-	-	-	-	-	-	-	-	-	-	-	-	-	-	-
	Chloride (Filtered)	mg/L	1	250[#1]	250[#3]	44	-	43	43.4	41.3	40.5	42.6	40.6	52	-	88	82.1	93.9	80.8	74.5	69.5	68.3	62.5
	Cyanide (Free)	µg/L	5	50[#1]	1[#2]	-	-	-	-	-	-	-	-	-	-	-	-	-	-	-	-	-	-
	Cyanide (Free) (Filtered)	µg/L	2.5	50[#1]	1[#2]	<5	-	<5	<2.5	<2.5	<2.5	3.34	<2.5	<5	-	<5	<2.5	<2.5	<2.5	<2.5	<2.5	<2.5	<2.5
	Cyanide Total	µg/L	5	50[#1]	1[#2]	-	-	-	-	-	-	-	-	-	-	-	-	-	-	-	-	-	-
	Cyanide Total (Filtered)	µg/L	5	50[#1]	1[#2]	<5	-	<5	<5	<5	<5	28.7	<5	<5	-	<5	<5	<5	<5	<5	<5	<5	10.5
	cyanides-complex (Filtered)	µg/L	5	50[#1]	1[#2]	-	-	-	<5	<5	<5	25.4	<5	-	-	-	<5	<5	<5	<5	<5	<5	10.3
	Fluoride	µg/L	100	1500[#1]	1000[#15]	-	-	-	-	-	-	-	-	-	-	-	-	-	-	-	-	-	-
	Fluoride (Filtered)	µg/L	100	1500[#1]	1000[#15]	140	-	<100	<500	<500	<500	<500	-	510	-	510	614	874	701	766	783	789	580
	Magnesium	mg/L	1			-	-	-	-	-	-	-	-	-	-	-	-	-	-	-	-	-	-
	Magnesium (Filtered)	mg/L	0.036			13	-	13	13.3	12.8	12.2	12.5	12.4	15	-	18	18.2	15.1	16.3	16.3	16.3	16.8	10.8
	Nitrate (as N) (Filtered)	mg/L	0.022			-	-	50.612	-	-	-	-	-	-	-	113.55	-	-	-	-	-	-	-
	Nitrate (as NO3-)	mg/L	0.1	50(NO3)[#16]		-	-	-	-	-	-	-	-	-	-	-	-	-	-	-	-	-	-
	Nitrate (as NO3-) (Filtered)	mg/L	0.1	50(NO3)[#16]		144	-	-	168	176	180	179	167	220	-	-	390	369	370	368	368	359	235
	Phosphorus	µg/L	20			-	-	140	108	186	117	168	-	-	-	174	75.4	104	124	155	109	85.4	578
	Phosphorus (Filtered)	µg/L	10			-	-	104	94	52.6	73.1	108	-	-	-	<20	33.4	63.9	86	35.6	21.4	30.3	68
	Potassium	mg/L	1.2			-	-	-	-	-	-	-	-	-	-	-	-	-	-	-	-	-	-
	Potassium (Filtered)	mg/L	0.2			3	-	3	2.39	1.8	1.92	2.02	1.59	7	-	7	9.34	11.4	10.5	11.1	10.9	12.1	6.39
	Sodium	mg/L	1	200[#1]		-	-	-	-	-	-	-	-	-	-	-	-	-	-	-	-	-	-
	Sodium (Filtered)	mg/L	0.076	200[#1]		21.9 - 22	-	23	20.5	19.2	20	19.7	21.9	39.9 - 40	-	43	37.3	111	46.8	40.8	39.2	40.3	39.5
	Sulphate	mg/L	1	250(SO4)[#17]	400[#3]	-	-	-	-	-	-	-	-	-	-	-	-	-	-	-	-	-	-
	Sulphate (Filtered)	mg/L	1	250(SO4)[#17]	400[#3]	131	-	139	125	131	128	126	133	210	-	237	285	197	225	202	201	204	145
PAH	Naphthalene	µg/L	0.01		2[#2]	-	-	-	<0.01	<0.01	0.0135	0.011	0.0213	-	-	-	<0.01	<0.01	<0.01	<0.01	0.0142	0.0118	0.0105
	Naphthalene (Filtered)	µg/L	0.01		2[#2]	0	<0.01	<0.01	-	-	-	-	-	0	0.01	<0.01	-	-	-	-	-	-	-
	Acenaphthene	µg/L	0.005		No UK EQS	-	-	-	<0.005	<0.005	<0.005	<0.005	<0.01	-	-	-	<0.005	<0.005	<0.005	<0.005	<0.005	<0.005	<0.005
	Acenaphthene (Filtered)	µg/L	0.01		No UK EQS	0	<0.01	<0.01	-	-	-	-	-	0	<0.01	<0.01	-	-	-	-	-	-	-
	Acenaphthylene	µg/L	0.005		No UK EQS	-	-	-	<0.005	<0.005	<0.005	<0.005	<0.01	-	-	-	<0.005	<0.005	<0.005	<0.005	<0.005	<0.005	<0.005
	Acenaphthylene (Filtered)	µg/L	0.01		No UK EQS	0	<0.01	<0.01	-	-	-	-	-	0	<0.01	<0.01	-	-	-	-	-	-	-
	Fluoranthene	µg/L	0.005		0.0063[#2]	-	-	-	<0.005	<0.005	<0.005	<0.005	<0.01	-	-	-	<0.005	<0.005	<0.005	<0.005	<0.005	<0.005	<0.005
	Fluoranthene (Filtered)	µg/L	0.01		0.0063[#2]	0	<0.01	<0.01	-	-	-	-	-	0	<0.01	<0.01	-	-	-	-	-	-	-
	Anthracene	µg/L	0.005		0.1[#2]	-	-	-	<0.005	<0.005	<0.005	<0.005	<0.01	-	-	-	<0.005	<0.005	<0.005	<0.005	<0.005	<0.005	<0.005
	Anthracene (Filtered)	µg/L	0.01		0.1[#2]	0	<0.01	<0.01	-	-	-	-	-	0	<0.01	<0.01	-	-	-	-	-	-	-
	Phenanthrene	µg/L	0.005		No UK EQS	-	-	-	<0.005	<0.005	<0.005	<0.005	<0.01	-	-	-	<0.005	<0.005	<0.005	<0.005	<0.005	<0.005	<0.005
	Phenanthrene (Filtered)	µg/L	0.01		No UK EQS	0	<0.01	<0.01	-	-	-	-	-	0	<0.01	<0.01	-	-	-	-	-	-	-

					Investigation Phase	GI	GI	GI	LTM	LTM	LTM	LTM	LTM	GI	GI	GI	GI	GI	LTM	LTM	LTM	LTM	LTM
					Location_Code	WS08028	WS08028	WS08028	WS08028	WS08028	WS08028	WS08028	WS08028	WS09013	WS09013	WS09013	WS09013	WS09013	WS09013	WS09013	WS09013	WS09013	WS09013
					Sampled_Date	07/11/2019	25/11/2019	16/01/2020	03/04/2020	15/04/2020	13/05/2020	25/06/2020	22/09/2020	07/11/2019	25/11/2019	15/01/2020	25/02/2020	10/03/2020	07/04/2020	22/04/2020	13/05/2020	13/05/2020	24/06/2020
					Sample_Depth	2.73	2.79	2.46	4	4	4	4	3.38	1.67	1.61	1.28	2	2	2	2	2.5	2.5	3
Chem_Group	**ChemName**	**output unit**	**EQL**	**UK Drinking Water Standards**	**UK Freshwater EQS**																	
	Fluorene	µg/L	0.005		No UK EQS	-	-	-	<0.005	<0.005	<0.005	<0.005	<0.01	-	-	-	<0.005	<0.005	<0.005	<0.005	<0.005	<0.005	<0.005
	Fluorene (Filtered)	µg/L	0.01		No UK EQS	0	<0.01	<0.01	-	-	-	-	-	0	<0.01	<0.01	-	-	-	-	-	-	-
	Chrysene	µg/L	0.005		No UK EQS	-	-	-	<0.005	<0.005	<0.005	<0.005	<0.01	-	-	-	<0.005	<0.005	<0.005	<0.005	<0.005	<0.005	<0.005
	Chrysene (Filtered)	µg/L	0.01		No UK EQS	0	<0.01	<0.01	-	-	-	-	-	0	<0.01	<0.01	-	-	-	-	-	-	-
	Pyrene	µg/L	0.005		No UK EQS	-	-	-	<0.005	<0.005	<0.005	<0.005	<0.01	-	-	-	<0.005	<0.005	<0.005	<0.005	<0.005	<0.005	<0.005
	Pyrene (Filtered)	µg/L	0.01		No UK EQS	0	<0.01	<0.01	-	-	-	-	-	0	<0.01	<0.01	-	-	-	-	-	-	-
	Benzo(a)anthracene	µg/L	0.005		No UK EQS	-	-	-	<0.005	<0.005	<0.005	<0.005	<0.01	-	-	-	<0.005	<0.005	<0.005	<0.005	<0.005	<0.005	<0.005
	Benzo(a)anthracene (Filtered)	µg/L	0.01		No UK EQS	0	<0.01	<0.01	-	-	-	-	-	0	<0.01	<0.01	-	-	-	-	-	-	-
	Benzo(b)fluoranthene	µg/L	0.005	0.025[#18]	See BaP[#19]	-	-	-	<0.005	<0.005	0.00647	<0.005	<0.01	-	-	-	<0.005	<0.005	<0.005	<0.005	0.00569	<0.005	<0.005
	Benzo(b)fluoranthene (Filtered)	µg/L	0.01	0.025[#18]	See BaP[#19]	0	<0.01	<0.01	-	-	-	-	-	0	<0.01	<0.01	-	-	-	-	-	-	-
	Benzo(k)fluoranthene	µg/L	0.005	0.025[#18]	See BaP[#19]	-	-	-	<0.005	<0.005	0.00529	<0.005	<0.01	-	-	-	<0.005	<0.005	<0.005	<0.005	0.005	<0.005	<0.005
	Benzo(k)fluoranthene (Filtered)	µg/L	0.01	0.025[#18]	See BaP[#19]	0	<0.01	<0.01	-	-	-	-	-	0	<0.01	<0.01	-	-	-	-	-	-	-
	Benzo(a)pyrene	µg/L	0.002	0.01[#1]	0.00017[#19]	-	-	-	<0.002	<0.002	<0.002	<0.002	<0.004	-	-	-	<0.002	<0.002	<0.002	<0.002	<0.002	<0.002	<0.002
	Benzo(a)pyrene (Filtered)	µg/L	0.01	0.01[#1]	0.00017[#19]	0	<0.01	<0.01	-	-	-	-	-	0	<0.01	<0.01	-	-	-	-	-	-	-
	Dibenz(a,h)anthracene	µg/L	0.005		No UK EQS	-	-	-	<0.005	<0.005	<0.005	<0.005	<0.01	-	-	-	<0.005	<0.005	<0.005	<0.005	<0.005	<0.005	<0.005
	Dibenz(a,h)anthracene (Filtered)	µg/L	0.01		No UK EQS	0	<0.01	<0.01	-	-	-	-	-	0	<0.01	<0.01	-	-	-	-	-	-	-
	Benzo(g,h,i)perylene	µg/L	0.005	0.025[#18]	See BaP[#19]	-	-	-	<0.005	<0.005	<0.005	<0.005	<0.01	-	-	-	<0.005	<0.005	<0.005	<0.005	<0.005	<0.005	<0.005
	Benzo(g,h,i)perylene (Filtered)	µg/L	0.01	0.025[#18]	See BaP[#19]	0	<0.01	<0.01	-	-	-	-	-	0	<0.01	<0.01	-	-	-	-	-	-	-
	Indeno(1,2,3-c,d)pyrene	µg/L	0.005	0.025[#18]	See BaP[#19]	-	-	-	<0.005	<0.005	<0.005	<0.005	<0.01	-	-	-	<0.005	<0.005	<0.005	<0.005	<0.005	<0.005	<0.005
	Indeno(1,2,3-c,d)pyrene (Filtered)	µg/L	0.01	0.025[#18]	See BaP[#19]	0	<0.01	<0.01	-	-	-	-	-	0	<0.01	<0.01	-	-	-	-	-	-	-
	PAH 16 Total	µg/L	0.01			-	-	-	<0.082	<0.082	<0.082	<0.082	<0.164	-	-	-	<0.082	<0.082	<0.082	<0.082	<0.082	<0.082	<0.082
	PAH 16 Total (Filtered)	µg/L	0.01			<0.01	<0.01	<0.01	-	-	-	-	-	<0.01	0.01	<0.01	-	-	-	-	-	-	-
TPH CWG	>C5-C6 Aliphatics	µg/L	1	See TPH	See TPH	-	-	-	<10	<10	<10	<10	-	-	-	-	<10	<10	<10	<10	<10	<10	<10
	>C5-C6 Aliphatics (Filtered)	µg/L	1	See TPH	See TPH	<1	-	<1	-	-	-	-	-	<1	-	<1	-	-	-	-	-	-	-
	>C6-C8 Aliphatics	µg/L	1	See TPH	See TPH	-	-	-	<10	<10	<10	<10	-	-	-	-	<10	<10	<10	<10	<10	<10	<10
	>C6-C8 Aliphatics (Filtered)	µg/L	1	See TPH	See TPH	<1	-	<1	-	-	-	-	-	<1	-	<1	-	-	-	-	-	-	-
	>C8-C10 Aliphatics	µg/L	5	See TPH	See TPH	-	-	-	<10	<10	<10	<10	-	-	-	-	<10	<10	<10	<10	<10	<10	<10
	>C8-C10 Aliphatics (Filtered)	µg/L	5	See TPH	See TPH	<5	-	<5	-	-	-	-	-	<5	-	<5	-	-	-	-	-	-	-
	>C10-C12 Aliphatics	µg/L	5	See TPH	See TPH	-	-	-	<10	<10	<10	<10	-	-	-	-	<10	<10	<10	<10	<10	<10	<10
	>C10-C12 Aliphatics (Filtered)	µg/L	5	See TPH	See TPH	<5	-	<5	-	-	-	-	-	<5	-	<5	-	-	-	-	-	-	-
	>C12-C16 Aliphatics	µg/L	5	See TPH	See TPH	-	-	-	<10	<10	<10	<10	-	-	-	-	<10	<10	<10	<10	<10	<10	<10
	>C12-C16 Aliphatics (Filtered)	µg/L	5	See TPH	See TPH	<5	-	<5	-	-	-	-	-	<5	-	<5	-	-	-	-	-	-	-
	>C16-C21 Aliphatics	µg/L	5	See TPH	See TPH	-	-	-	<10	<10	<10	<10	-	-	-	-	<10	<10	<10	<10	<10	<10	<10
	>C16-C21 Aliphatics (Filtered)	µg/L	5	See TPH	See TPH	<5	-	<5	-	-	-	-	-	<5	-	<5	-	-	-	-	-	-	-
	>C21-C35 Aliphatics	µg/L	5	See TPH	See TPH	-	-	-	<10	<10	<10	<10	-	-	-	-	<10	<10	<10	<10	<10	<10	<10
	>C21-C35 Aliphatics (Filtered)	µg/L	5	See TPH	See TPH	<5	-	<5	-	-	-	-	-	<5	-	<5	-	-	-	-	-	-	-
	>C16-C35 Aliphatics	µg/L	10			-	-	-	<10	<10	<10	<10	-	-	-	-	<10	<10	<10	<10	<10	<10	<10
	Total >C5-C35 Aliphatics	µg/L	5	See TPH	See TPH	-	-	-	-	-	-	-	-	-	-	-	-	-	-	-	-	-	-
	Total >C5-C35 Aliphatics (Filtered)	µg/L	5	See TPH	See TPH	<5	-	<5	-	-	-	-	-	<5	-	<5	-	-	-	-	-	-	-
	Total Aliphatics >C12-C35	µg/L	10			-	-	-	<10	<10	<10	<10	-	-	-	-	<10	<10	<10	<10	<10	<10	<10
	>EC5-EC7 Aromatics	µg/L	1	See TPH	See TPH	-	-	-	-	-	-	-	-	-	-	-	-	-	-	-	-	-	-
	>EC5-EC7 Aromatics (Filtered)	µg/L	1	See TPH	See TPH	<1	-	<1	-	-	-	-	-	<1	-	<1	-	-	-	-	-	-	-
	>EC6-EC7 Aromatics	µg/L	10			-	-	-	<10	<10	<10	<10	-	-	-	-	<10	<10	<10	<10	<10	<10	<10
	>EC7-EC8 Aromatics	µg/L	1	See TPH	See TPH	-	-	-	<10	<10	<10	<10	-	-	-	-	<10	<10	<10	<10	<10	<10	<10
	>EC7-EC8 Aromatics (Filtered)	µg/L	1	See TPH	See TPH	<1	-	<1	-	-	-	-	-	<1	-	<1	-	-	-	-	-	-	-
	>EC8-EC10 Aromatics	µg/L	5	See TPH	See TPH	-	-	-	<10	<10	<10	<10	-	-	-	-	<10	<10	<10	<10	<10	<10	<10
	>EC8-EC10 Aromatics (Filtered)	µg/L	5	See TPH	See TPH	<5	-	<5	-	-	-	-	-	<5	-	<5	-	-	-	-	-	-	-
	>EC10-EC12 Aromatics	µg/L	5	See TPH	See TPH	-	-	-	<10	<10	<10	<10	-	-	-	-	<10	<10	<10	<10	<10	<10	<10
	>EC10-EC12 Aromatics (Filtered)	µg/L	5	See TPH	See TPH	<5	-	<5	-	-	-	-	-	<5	-	<5	-	-	-	-	-	-	-
	>EC12-EC16 Aromatics	µg/L	5	See TPH	See TPH	-	-	-	<10	<10	<10	<10	-	-	-	-	<10	<10	<10	<10	<10	<10	<10
	>EC12-EC16 Aromatics (Filtered)	µg/L	5	See TPH	See TPH	<5	-	<5	-	-	-	-	-	<5	-	11	-	-	-	-	-	-	-
	>EC16-EC21 Aromatics	µg/L	5	See TPH	See TPH	-	-	-	<10	<10	<10	<10	-	-	-	-	<10	<10	<10	<10	<10	<10	<10
	>EC16-EC21 Aromatics (Filtered)	µg/L	5	See TPH	See TPH	<5	-	<5	-	-	-	-	-	<5	-	<5	-	-	-	-	-	-	-
	>EC21-EC35 Aromatics	µg/L	10	See TPH	See TPH	-	-	-	<10	<10	<10	<10	-	-	-	-	<10	<10	<10	<10	<10	<10	<10
	>EC21-EC35 Aromatics (Filtered)	µg/L	10	See TPH	See TPH	<10	-	<10	-	-	-	-	-	<10	-	<10	-	-	-	-	-	-	-
	Total Aromatics >EC12-EC35	µg/L	10			-	-	-	<10	<10	<10	<10	-	-	-	-	<10	<10	<10	<10	<10	<10	<10
	Total >EC5-EC35 Aromatics	µg/L	10	See TPH	See TPH	-	-	-	-	-	-	-	-	-	-	-	-	-	-	-	-	-	-
	Total >EC5-EC35 Aromatics (Filtered)	µg/L	10	See TPH	See TPH	<10	-	<10	-	-	-	-	-	<10	-	11	-	-	-	-	-	-	-
	TPH >C5-C35 Aliphatics/Aromatics	µg/L	10	I10[#20]	I50[#21]	-	-	-	<10	<10	<10	<10	-	-	-	-	<10	<10	<10	<10	<10	<10	<10
	TPH >C5-C35 Aliphatics/Aromatics (Filtered)	µg/L	10	I10[#20]	I50[#21]	<10	-	<10	-	-	-	-	-	<10	-	11	-	-	-	-	-	-	-
TPH	>C5-C6	µg/L	10			-	-	-	-	-	-	-	<10	-	-	-	-	-	-	-	-	-	-
	>C6-C7	µg/L	10			-	-	-	-	-	-	-	<10	-	-	-	-	-	-	-	-	-	-
	>C7-C8	µg/L	10			-	-	-	-	-	-	-	<10	-	-	-	-	-	-	-	-	-	-
	>C6-C8	µg/L	10			-	-	-	-	-	-	-	-	-	-	-	-	-	-	-	-	-	-
	>C6-C8 (Filtered)	µg/L	10			-	-	-	-	-	-	-	-	-	-	-	-	-	-	-	-	-	-
	>C8-C10	µg/L	5			-	-	-	-	-	-	-	<10	-	-	-	-	-	-	-	-	-	-
	>C8-C10 (Filtered)	µg/L	5			-	-	-	-	-	-	-	-	-	-	-	-	-	-	-	-	-	-
	>C10-C12	µg/L	5			-	-	-	-	-	-	-	<10	-	-	-	-	-	-	-	-	-	-
	>C10-C12 (Filtered)	µg/L	5			-	-	-	-	-	-	-	-	-	-	-	-	-	-	-	-	-	-
	>C12-C16	µg/L	10			-	-	-	-	-	-	-	<200	-	-	-	-	-	-	-	-	-	-
	>C12-C16 (Filtered)	µg/L	10			-	-	-	-	-	-	-	-	-	-	-	-	-	-	-	-	-	-
	>C16-C21	µg/L	20			-	-	-	-	-	-	-	<200	-	-	-	-	-	-	-	-	-	-
	>C16-C21 (Filtered)	µg/L	20			-	-	-	-	-	-	-	-	-	-	-	-	-	-	-	-	-	-
	>C21-C28	µg/L	100			-	-	-	-	-	-	-	<200	-	-	-	-	-	-	-	-	-	-
	>C28-C35	µg/L	100			-	-	-	-	-	-	-	<200	-	-	-	-	-	-	-	-	-	-
	>C21-C40	µg/L	20			-	-	-	-	-	-	-	-	-	-	-	-	-	-	-	-	-	-
	>C21-C40 (Filtered)	µg/L	20			-	-	-	-	-	-	-	-	-	-	-	-	-	-	-	-	-	-
	>C35-C40	µg/L	100			-	-	-	-	-	-	-	<200	-	-	-	-	-	-	-	-	-	-
	EPH >C10-40	µg/L	100			-	-	-	-	-	-	-	<200	-	-	-	-	-	-	-	-	-	-
	Total EPH C6-40	µg/L	100			-	-	-	-	-	-	-	<100	-	-	-	-	-	-	-	-	-	-
	GRO >C5-12	µg/L	50			-	-	-	<50	<50	<50	<50	<50	-	-	-	<50	<50	<50	<50	<50	<50	<50

						Investigation Phase	GI	GI	GI	LTM	LTM	LTM	LTM	LTM	GI	GI	GI	GI	GI	LTM	LTM	LTM	LTM	LTM
						Location_Code	WS08028	WS08028	WS08028	WS08028	WS08028	WS08028	WS08028	WS08028	WS09013	WS09013	WS09013	WS09013	WS09013	WS09013	WS09013	WS09013	WS09013	WS09013
						Sampled_Date	07/11/2019	25/11/2019	16/01/2020	03/04/2020	15/04/2020	13/05/2020	25/06/2020	22/09/2020	07/11/2019	25/11/2019	15/01/2020	25/02/2020	10/03/2020	07/04/2020	22/04/2020	13/05/2020	13/05/2020	24/06/2020
						Sample_Depth	2.73	2.79	2.46	4	4	4	4	3.38	1.67	1.61	1.28	2	2	2	2	2.5	2.5	3
Chem_Group	**ChemName**	**output unit**	**EQL**	**UK Drinking Water Standards**	**UK Freshwater EQS**																			
	Total Petroleum Hydrocarbons	µg/L	10	10[#20]	50[#21]	-	-	-	-	-	-	-	-	-	-	-	-	-	-	-	-	-	-
	Total Petroleum Hydrocarbons (Filtered)	µg/L	10	10[#20]	50[#21]	-	-	-	-	-	-	-	-	-	-	-	-	-	-	-	-	-	-
BTEX and MTBE	Benzene	µg/L	1	1[#1]	10[#2]	-	-	-	<7	<7	<7	<7	<7	-	-	-	<7	<7	<7	<7	<7	<7	<7
	Benzene (Filtered)	µg/L	1	1[#1]	10[#2]	<1	<1	<1	-	-	-	-	-	<1	-	<1	-	-	-	-	-	-	-
	Toluene	µg/L	1	700[#22]	74[#2]	-	-	-	<4	<4	<4	<4	<4	-	-	-	<4	<4	<4	<4	<4	<4	<4
	Toluene (Filtered)	µg/L	1	700[#22]	74[#2]	<1	<1	<1	-	-	-	-	-	<1	-	<1	-	-	-	-	-	-	-
	Ethylbenzene	µg/L	1	300[#22]	20[#23]	-	-	-	<5	<5	<5	<5	<5	-	-	-	<5	<5	<5	<5	<5	<5	<5
	Ethylbenzene (Filtered)	µg/L	1	300[#22]	20[#23]	<1	<1	<1	-	-	-	-	-	<1	-	<1	-	-	-	-	-	-	-
	Xylene (m & p)	µg/L	1	250[#24]	15[#25]	-	-	-	<8	<8	<8	<8	<8	-	-	-	<8	<8	<8	<8	<8	<8	<8
	Xylene (m & p) (Filtered)	µg/L	1	250[#24]	15[#25]	<1	<1	<1	-	-	-	-	-	<1	-	<1	-	-	-	-	-	-	-
	Xylene (o)	µg/L	1	250[#24]	15[#25]	-	-	-	<3	<3	<3	<3	<3	-	-	-	<3	<3	<3	<3	<3	<3	<3
	Xylene (o) (Filtered)	µg/L	1	250[#24]	15[#25]	<1	<1	<1	-	-	-	-	-	<1	-	<1	-	-	-	-	-	-	-
	Xylene Total	µg/L	2	500[#22]	30[#3]	-	-	-	<11	<11	<11	<11	<11	-	-	-	<11	<11	<11	<11	<11	<11	<11
	MTBE	µg/L	1	15[#26]	15[#27]	-	-	-	<3	<3	<3	<3	<3	-	-	-	<3	<3	<3	<3	<3	<3	<3
	MTBE (Filtered)	µg/L	1	15[#26]	15[#27]	<1	-	<1	-	-	-	-	-	<1	-	<1	-	-	-	-	-	-	-
	Total BTEX	µg/L	28			-	-	-	<28	<28	<28	<28	<28	-	-	-	<28	<28	<28	<28	<28	<28	<28
VOC	Styrene	µg/L	1		50[#3]	-	-	-	-	-	-	-	-	-	-	-	-	-	-	-	-	-	-
	Styrene (Filtered)	µg/L	1		50[#3]	-	<1	-	-	-	-	-	-	-	-	-	-	-	-	-	-	-	-
	cis-1,3-dichloropropene	µg/L	1			-	-	-	-	-	-	-	-	-	-	-	-	-	-	-	-	-	-
	cis-1,3-dichloropropene (Filtered)	µg/L	1			-	<1	-	-	-	-	-	-	-	-	-	-	-	-	-	-	-	-
	trans-1,3-dichloropropene	µg/L	1			-	-	-	-	-	-	-	-	-	-	-	-	-	-	-	-	-	-
	trans-1,3-dichloropropene (Filtered)	µg/L	1			-	<1	-	-	-	-	-	-	-	-	-	-	-	-	-	-	-	-
	1,1,1,2-tetrachloroethane	µg/L	1		70[#28]	-	-	-	-	-	-	-	-	-	-	-	-	-	-	-	-	-	-
	1,1,1,2-tetrachloroethane (Filtered)	µg/L	1		70[#28]	-	<1	-	-	-	-	-	-	-	-	-	-	-	-	-	-	-	-
	1,1,1-trichloroethane	µg/L	1	2000[#29]	100[#3]	-	-	-	-	-	-	-	-	-	-	-	-	-	-	-	-	-	-
	1,1,1-trichloroethane (Filtered)	µg/L	1	2000[#29]	100[#3]	-	<1	-	-	-	-	-	-	-	-	-	-	-	-	-	-	-	-
	1,1,2,2-tetrachloroethane	µg/L	1		70[#28]	-	-	-	-	-	-	-	-	-	-	-	-	-	-	-	-	-	-
	1,1,2,2-tetrachloroethane (Filtered)	µg/L	1		70[#28]	-	<1	-	-	-	-	-	-	-	-	-	-	-	-	-	-	-	-
	1,1,2-trichloroethane	µg/L	1		400[#3]	-	-	-	-	-	-	-	-	-	-	-	-	-	-	-	-	-	-
	1,1,2-trichloroethane (Filtered)	µg/L	1		400[#3]	-	<1	-	-	-	-	-	-	-	-	-	-	-	-	-	-	-	-
	1,1-dichloroethane	µg/L	1	2.8[#30]		-	-	-	-	-	-	-	-	-	-	-	-	-	-	-	-	-	-
	1,1-dichloroethane (Filtered)	µg/L	1	2.8[#30]		-	<1	-	-	-	-	-	-	-	-	-	-	-	-	-	-	-	-
	1,1-dichloroethene	µg/L	1	140[#31]		-	-	-	-	-	-	-	-	-	-	-	-	-	-	-	-	-	-
	1,1-dichloroethene (Filtered)	µg/L	1	140[#31]		-	<1	-	-	-	-	-	-	-	-	-	-	-	-	-	-	-	-
	1,1-dichloropropene	µg/L	1			-	-	-	-	-	-	-	-	-	-	-	-	-	-	-	-	-	-
	1,1-dichloropropene (Filtered)	µg/L	1			-	<1	-	-	-	-	-	-	-	-	-	-	-	-	-	-	-	-
	1,2,3-trichloropropane	µg/L	1			-	-	-	-	-	-	-	-	-	-	-	-	-	-	-	-	-	-
	1,2,3-trichloropropane (Filtered)	µg/L	1			-	<1	-	-	-	-	-	-	-	-	-	-	-	-	-	-	-	-
	1,2,4-trimethylbenzene	µg/L	1			-	-	-	-	-	-	-	-	-	-	-	-	-	-	-	-	-	-
	1,2,4-trimethylbenzene (Filtered)	µg/L	1			-	<1	-	-	-	-	-	-	-	-	-	-	-	-	-	-	-	-
	1,2-dibromo-3-chloropropane	µg/L	1			-	-	-	-	-	-	-	-	-	-	-	-	-	-	-	-	-	-
	1,2-dibromo-3-chloropropane (Filtered)	µg/L	2			-	<2	-	-	-	-	-	-	-	-	-	-	-	-	-	-	-	-
	1,2-dibromoethane	µg/L	1			-	-	-	-	-	-	-	-	-	-	-	-	-	-	-	-	-	-
	1,2-dibromoethane (Filtered)	µg/L	1			-	<1	-	-	-	-	-	-	-	-	-	-	-	-	-	-	-	-
	1,2-dichloroethane	µg/L	1	3[#1]	10[#2]	-	-	-	-	-	-	-	-	-	-	-	-	-	-	-	-	-	-
	1,2-dichloroethane (Filtered)	µg/L	2	3[#1]	10[#2]	-	<2	-	-	-	-	-	-	-	-	-	-	-	-	-	-	-	-
	1,2-dichloropropane	µg/L	1			-	-	-	-	-	-	-	-	-	-	-	-	-	-	-	-	-	-
	1,2-dichloropropane (Filtered)	µg/L	1			-	<1	-	-	-	-	-	-	-	-	-	-	-	-	-	-	-	-
	1,3,5-trimethylbenzene	µg/L	1			-	-	-	-	-	-	-	-	-	-	-	-	-	-	-	-	-	-
	1,3,5-trimethylbenzene (Filtered)	µg/L	1			-	<1	-	-	-	-	-	-	-	-	-	-	-	-	-	-	-	-
	1,3-dichloropropane	µg/L	1			-	-	-	-	-	-	-	-	-	-	-	-	-	-	-	-	-	-
	1,3-dichloropropane (Filtered)	µg/L	1			-	<1	-	-	-	-	-	-	-	-	-	-	-	-	-	-	-	-
	2,2-dichloropropane	µg/L	1			-	-	-	-	-	-	-	-	-	-	-	-	-	-	-	-	-	-
	2,2-dichloropropane (Filtered)	µg/L	1			-	<1	-	-	-	-	-	-	-	-	-	-	-	-	-	-	-	-
	2-chlorotoluene	µg/L	1			-	-	-	-	-	-	-	-	-	-	-	-	-	-	-	-	-	-
	2-chlorotoluene (Filtered)	µg/L	1			-	<1	-	-	-	-	-	-	-	-	-	-	-	-	-	-	-	-
	4-chlorotoluene	µg/L	1			-	-	-	-	-	-	-	-	-	-	-	-	-	-	-	-	-	-
	4-chlorotoluene (Filtered)	µg/L	1			-	<1	-	-	-	-	-	-	-	-	-	-	-	-	-	-	-	-
	Bromobenzene	µg/L	1			-	-	-	-	-	-	-	-	-	-	-	-	-	-	-	-	-	-
	Bromobenzene (Filtered)	µg/L	1			-	<1	-	-	-	-	-	-	-	-	-	-	-	-	-	-	-	-
	Bromochloromethane	µg/L	1			-	-	-	-	-	-	-	-	-	-	-	-	-	-	-	-	-	-
	Bromochloromethane (Filtered)	µg/L	5			-	<5	-	-	-	-	-	-	-	-	-	-	-	-	-	-	-	-
	Bromodichloromethane	µg/L	1	25[#32]		-	-	-	-	-	-	-	-	-	-	-	-	-	-	-	-	-	-
	Bromodichloromethane (Filtered)	µg/L	10	25[#32]		-	<10	-	-	-	-	-	-	-	-	-	-	-	-	-	-	-	-
	Bromoform	µg/L	1	25[#32]		-	-	-	-	-	-	-	-	-	-	-	-	-	-	-	-	-	-
	Bromoform (Filtered)	µg/L	1	25[#32]		-	<1	-	-	-	-	-	-	-	-	-	-	-	-	-	-	-	-
	Bromomethane	µg/L	1			-	-	-	-	-	-	-	-	-	-	-	-	-	-	-	-	-	-
	Bromomethane (Filtered)	µg/L	1			-	<1	-	-	-	-	-	-	-	-	-	-	-	-	-	-	-	-
	Carbon disulfide	µg/L	1			-	-	-	-	-	-	-	-	-	-	-	-	-	-	-	-	-	-
	Carbon disulfide (Filtered)	µg/L	1			-	<1	-	-	-	-	-	-	-	-	-	-	-	-	-	-	-	-
	Carbon tetrachloride	µg/L	1	3[#1]	12[#2]	-	-	-	-	-	-	-	-	-	-	-	-	-	-	-	-	-	-
	Carbon tetrachloride (Filtered)	µg/L	1	3[#1]	12[#2]	-	2	-	-	-	-	-	-	-	-	-	-	-	-	-	-	-	-
	Chlorodibromomethane	µg/L	1	25[#32]		-	-	-	-	-	-	-	-	-	-	-	-	-	-	-	-	-	-
	Chlorodibromomethane (Filtered)	µg/L	3	25[#32]		-	<3	-	-	-	-	-	-	-	-	-	-	-	-	-	-	-	-
	Chloroethane	µg/L	1			-	-	-	-	-	-	-	-	-	-	-	-	-	-	-	-	-	-
	Chloroethane (Filtered)	µg/L	1			-	<1	-	-	-	-	-	-	-	-	-	-	-	-	-	-	-	-
	Chloroform	µg/L	1	25[#32]	2.5[#2]	-	-	-	-	-	-	-	-	-	-	-	-	-	-	-	-	-	-
	Chloroform (Filtered)	µg/L	1	25[#32]	2.5[#2]	-	<1	-	-	-	-	-	-	-	-	-	-	-	-	-	-	-	-
	Chloromethane	µg/L	1			-	-	-	-	-	-	-	-	-	-	-	-	-	-	-	-	-	-
	Chloromethane (Filtered)	µg/L	10			-	<10	-	-	-	-	-	-	-	-	-	-	-	-	-	-	-	-
	cis-1,2-dichloroethene	µg/L	1	25[#33]		-	-	-	-	-	-	-	-	-	-	-	-	-	-	-	-	-	-

						Investigation Phase	GI	GI	GI	LTM	LTM	LTM	LTM	LTM	GI	GI	GI	GI	GI	LTM	LTM	LTM	LTM	LTM
						Location_Code	WS08028	WS08028	WS08028	WS08028	WS08028	WS08028	WS08028	WS08028	WS09013	WS09013	WS09013	WS09013	WS09013	WS09013	WS09013	WS09013	WS09013	WS09013
						Sampled_Date	07/11/2019	25/11/2019	16/01/2020	03/04/2020	15/04/2020	13/05/2020	25/06/2020	22/09/2020	07/11/2019	25/11/2019	15/01/2020	25/02/2020	10/03/2020	07/04/2020	22/04/2020	13/05/2020	13/05/2020	24/06/2020
						Sample_Depth	2.73	2.79	2.46	4	4	4	4	3.38	1.67	1.61	1.28	2	2	2	2	2.5	2.5	3
Chem_Group	**ChemName**	**output unit**	**EQL**	**UK Drinking Water Standards**	**UK Freshwater EQS**																			
	cis-1,2-dichloroethene (Filtered)	µg/L	1	25[#33]		-	<1	-	-	-	-	-	-	-	-	-	-	-	-	-	-	-	-	-
	Dibromomethane	µg/L	1			-	-	-	-	-	-	-	-	-	-	-	-	-	-	-	-	-	-	-
	Dibromomethane (Filtered)	µg/L	1			-	<1	-	-	-	-	-	-	-	-	-	-	-	-	-	-	-	-	-
	Dichlorodifluoromethane	µg/L	1			-	-	-	-	-	-	-	-	-	-	-	-	-	-	-	-	-	-	-
	Dichlorodifluoromethane (Filtered)	µg/L	1			-	<1	-	-	-	-	-	-	-	-	-	-	-	-	-	-	-	-	-
	Dichloromethane	µg/L	3		20[#2]	-	-	-	-	-	-	-	-	-	-	-	-	-	-	-	-	-	-	-
	Dichloromethane (Filtered)	µg/L	5		20[#2]	-	<5	-	-	-	-	-	-	-	-	-	-	-	-	-	-	-	-	-
	Isopropylbenzene	µg/L	1			-	-	-	-	-	-	-	-	-	-	-	-	-	-	-	-	-	-	-
	Isopropylbenzene (Filtered)	µg/L	1			-	<1	-	-	-	-	-	-	-	-	-	-	-	-	-	-	-	-	-
	n-butylbenzene	µg/L	1			-	-	-	-	-	-	-	-	-	-	-	-	-	-	-	-	-	-	-
	n-butylbenzene (Filtered)	µg/L	1			-	<1	-	-	-	-	-	-	-	-	-	-	-	-	-	-	-	-	-
	n-propylbenzene	µg/L	1			-	-	-	-	-	-	-	-	-	-	-	-	-	-	-	-	-	-	-
	n-propylbenzene (Filtered)	µg/L	1			-	<1	-	-	-	-	-	-	-	-	-	-	-	-	-	-	-	-	-
	p-isopropyltoluene	µg/L	1			-	-	-	-	-	-	-	-	-	-	-	-	-	-	-	-	-	-	-
	p-isopropyltoluene (Filtered)	µg/L	1			-	<1	-	-	-	-	-	-	-	-	-	-	-	-	-	-	-	-	-
	sec-butylbenzene	µg/L	1			-	-	-	-	-	-	-	-	-	-	-	-	-	-	-	-	-	-	-
	sec-butylbenzene (Filtered)	µg/L	1			-	<1	-	-	-	-	-	-	-	-	-	-	-	-	-	-	-	-	-
	Trichloroethene	µg/L	1	5[#34]	10[#2]	-	-	-	-	-	-	-	-	-	-	-	-	-	-	-	-	-	-	-
	Trichloroethene (Filtered)	µg/L	1	5[#34]	10[#2]	-	<1	-	-	-	-	-	-	-	-	-	-	-	-	-	-	-	-	-
	tert-butylbenzene	µg/L	1			-	-	-	-	-	-	-	-	-	-	-	-	-	-	-	-	-	-	-
	tert-butylbenzene (Filtered)	µg/L	2			-	<2	-	-	-	-	-	-	-	-	-	-	-	-	-	-	-	-	-
	Tetrachloroethene	µg/L	1	5[#34]	10[#2]	-	-	-	-	-	-	-	-	-	-	-	-	-	-	-	-	-	-	-
	Tetrachloroethene (Filtered)	µg/L	1	5[#34]	10[#2]	-	<1	-	-	-	-	-	-	-	-	-	-	-	-	-	-	-	-	-
	trans-1,2-dichloroethene	µg/L	1	25[#33]		-	-	-	-	-	-	-	-	-	-	-	-	-	-	-	-	-	-	-
	trans-1,2-dichloroethene (Filtered)	µg/L	1	25[#33]		-	<1	-	-	-	-	-	-	-	-	-	-	-	-	-	-	-	-	-
	Trichlorofluoromethane	µg/L	1			-	-	-	-	-	-	-	-	-	-	-	-	-	-	-	-	-	-	-
	Trichlorofluoromethane (Filtered)	µg/L	1			-	<1	-	-	-	-	-	-	-	-	-	-	-	-	-	-	-	-	-
	Vinyl chloride	µg/L	1	0.5[#1]		-	-	-	-	-	-	-	-	-	-	-	-	-	-	-	-	-	-	-
	Vinyl chloride (Filtered)	µg/L	1	0.5[#1]		-	<1	-	-	-	-	-	-	-	-	-	-	-	-	-	-	-	-	-
	tert-Amyl methyl ether	µg/L	1			-	-	-	-	-	-	-	-	-	-	-	-	-	-	-	-	-	-	-
VOC/SVOC	1,2,3-trichlorobenzene	µg/L	0.01		0.13[#35]	-	-	-	<0.01	<0.01	<0.01	<0.01	-	-	-	-	-	-	-	-	-	-	-	-
	1,2,3-trichlorobenzene (Filtered)	µg/L	0.01		0.13[#35]	-	<0.01	<0.01	-	-	-	-	-	-	-	-	-	-	-	-	-	-	-	-
	1,2,4-trichlorobenzene	µg/L	0.01		0.13[#35]	-	-	-	<0.01	<0.01	<0.01	<0.01	-	-	-	-	-	-	-	-	-	-	-	-
	1,2,4-trichlorobenzene (Filtered)	µg/L	0.01		0.13[#35]	-	<0.01	<0.01	-	-	-	-	-	-	-	-	-	-	-	-	-	-	-	-
	1,2-dichlorobenzene	µg/L	1		6.7[#36]	-	-	-	-	-	-	-	-	-	-	-	-	-	-	-	-	-	-	-
	1,2-dichlorobenzene (Filtered)	µg/L	1		6.7[#36]	-	<1	-	-	-	-	-	-	-	-	-	-	-	-	-	-	-	-	-
	1,3,5-Trichlorobenzene	µg/L	0.01		0.13[#35]	-	-	-	<0.01	<0.01	<0.01	<0.01	-	-	-	-	-	-	-	-	-	-	-	-
	1,3,5-Trichlorobenzene (Filtered)	µg/L	0.01		0.13[#35]	-	<0.01	<0.01	-	-	-	-	-	-	-	-	-	-	-	-	-	-	-	-
	1,3-dichlorobenzene	µg/L	1		6.7[#36]	-	-	-	-	-	-	-	-	-	-	-	-	-	-	-	-	-	-	-
	1,3-dichlorobenzene (Filtered)	µg/L	1		6.7[#36]	-	<1	-	-	-	-	-	-	-	-	-	-	-	-	-	-	-	-	-
	1,4-dichlorobenzene	µg/L	1		6.7[#36]	-	-	-	-	-	-	-	-	-	-	-	-	-	-	-	-	-	-	-
	1,4-dichlorobenzene (Filtered)	µg/L	1		6.7[#36]	-	<1	-	-	-	-	-	-	-	-	-	-	-	-	-	-	-	-	-
	Chlorobenzene	µg/L	1	100[#37]		-	-	-	-	-	-	-	-	-	-	-	-	-	-	-	-	-	-	-
	Chlorobenzene (Filtered)	µg/L	1	100[#37]		-	<1	-	-	-	-	-	-	-	-	-	-	-	-	-	-	-	-	-
	Hexachlorobutadiene	µg/L	0.01		0.6(MAC)[#10]	-	-	-	<0.01	<0.01	<0.01	<0.01	-	-	-	-	-	-	-	-	-	-	-	-
	Hexachlorobutadiene (Filtered)	µg/L	0.01		0.6(MAC)[#10]	-	<0.01	<0.01	-	-	-	-	-	-	-	-	-	-	-	-	-	-	-	-
SVOC	4-bromophenyl phenyl ether	µg/L	1			-	-	-	-	-	-	-	-	-	-	-	-	-	-	-	-	-	-	-
	4-bromophenyl phenyl ether (Filtered)	µg/L	1			-	<1	-	-	-	-	-	-	-	-	-	-	-	-	-	-	-	-	-
	4-nitroaniline	µg/L	1			-	-	-	-	-	-	-	-	-	-	-	-	-	-	-	-	-	-	-
	4-nitrophenol	µg/L	1			-	-	-	-	-	-	-	-	-	-	-	-	-	-	-	-	-	-	-
	4-nitrophenol (Filtered)	µg/L	1			-	<10	-	-	-	-	-	-	-	-	-	-	-	-	-	-	-	-	-
	Perylene (Filtered)	µg/L	1			-	<1	-	-	-	-	-	-	-	-	-	-	-	-	-	-	-	-	-
	2,4,5-trichlorophenol	µg/L	1			-	-	-	-	-	-	-	-	-	-	-	-	-	-	-	-	-	-	-
	2,4,5-trichlorophenol (Filtered)	µg/L	1			-	<1	-	-	-	-	-	-	-	-	-	-	-	-	-	-	-	-	-
	2,4,6-trichlorophenol	µg/L	1			-	-	-	-	-	-	-	-	-	-	-	-	-	-	-	-	-	-	-
	2,4,6-trichlorophenol (Filtered)	µg/L	1			-	<1	-	-	-	-	-	-	-	-	-	-	-	-	-	-	-	-	-
	2,4-dichlorophenol	µg/L	1		4.2[#2]	-	-	-	-	-	-	-	-	-	-	-	-	-	-	-	-	-	-	-
	2,4-dichlorophenol (Filtered)	µg/L	1		4.2[#2]	-	<1	-	-	-	-	-	-	-	-	-	-	-	-	-	-	-	-	-
	2,4-dimethylphenol	µg/L	1			-	-	-	-	-	-	-	-	-	-	-	-	-	-	-	-	-	-	-
	2,4-dimethylphenol (Filtered)	µg/L	1			-	<1	-	-	-	-	-	-	-	-	-	-	-	-	-	-	-	-	-
	2,4-dinitrotoluene	µg/L	1			-	-	-	-	-	-	-	-	-	-	-	-	-	-	-	-	-	-	-
	2,4-dinitrotoluene (Filtered)	µg/L	1			-	<1	-	-	-	-	-	-	-	-	-	-	-	-	-	-	-	-	-
	2,6-dinitrotoluene	µg/L	1			-	-	-	-	-	-	-	-	-	-	-	-	-	-	-	-	-	-	-
	2,6-dinitrotoluene (Filtered)	µg/L	1			-	<1	-	-	-	-	-	-	-	-	-	-	-	-	-	-	-	-	-
	2-chloronaphthalene	µg/L	1			-	-	-	-	-	-	-	-	-	-	-	-	-	-	-	-	-	-	-
	2-chloronaphthalene (Filtered)	µg/L	1			-	<1	-	-	-	-	-	-	-	-	-	-	-	-	-	-	-	-	-
	2-chlorophenol	µg/L	1		50[#3]	-	-	-	-	-	-	-	-	-	-	-	-	-	-	-	-	-	-	-
	2-chlorophenol (Filtered)	µg/L	1		50[#3]	-	<1	-	-	-	-	-	-	-	-	-	-	-	-	-	-	-	-	-
	2-methylnaphthalene	µg/L	1			-	-	-	-	-	-	-	-	-	-	-	-	-	-	-	-	-	-	-
	2-methylnaphthalene (Filtered)	µg/L	1			-	<1	-	-	-	-	-	-	-	-	-	-	-	-	-	-	-	-	-
	2-methylphenol	µg/L	1			-	-	-	-	-	-	-	-	-	-	-	-	-	-	-	-	-	-	-
	2-methylphenol (Filtered)	µg/L	1			-	<1	-	-	-	-	-	-	-	-	-	-	-	-	-	-	-	-	-
	2-nitroaniline	µg/L	1			-	-	-	-	-	-	-	-	-	-	-	-	-	-	-	-	-	-	-
	2-nitrophenol	µg/L	1			-	-	-	-	-	-	-	-	-	-	-	-	-	-	-	-	-	-	-
	2-nitrophenol (Filtered)	µg/L	1			-	<1	-	-	-	-	-	-	-	-	-	-	-	-	-	-	-	-	-
	3-nitroaniline	µg/L	1			-	-	-	-	-	-	-	-	-	-	-	-	-	-	-	-	-	-	-
	4,6-Dinitro-2-methylphenol	µg/L				-	-	-	<0.03	<0.03	<0.03	<0.03	-	-	-	-	-	-	-	-	-	-	-	-
	4-chloro-3-methylphenol	µg/L	1		40[#3]	-	-	-	-	-	-	-	-	-	-	-	-	-	-	-	-	-	-	-
	4-chloro-3-methylphenol (Filtered)	µg/L	1		40[#3]	-	<1	-	-	-	-	-	-	-	-	-	-	-	-	-	-	-	-	-
	4-chloroaniline	µg/L	1			-	-	-	-	-	-	-	-	-	-	-	-	-	-	-	-	-	-	-
	4-chlorophenyl phenyl ether	µg/L	1			-	-	-	-	-	-	-	-	-	-	-	-	-	-	-	-	-	-	-

						Investigation Phase	GI	GI	GI	LTM	LTM	LTM	LTM	LTM	GI	GI	GI	GI	GI	LTM	LTM	LTM	LTM	LTM
						Location_Code	WS08028	WS08028	WS08028	WS08028	WS08028	WS08028	WS08028	WS08028	WS09013	WS09013	WS09013	WS09013	WS09013	WS09013	WS09013	WS09013	WS09013	WS09013
						Sampled_Date	07/11/2019	25/11/2019	16/01/2020	03/04/2020	15/04/2020	13/05/2020	25/06/2020	22/09/2020	07/11/2019	25/11/2019	15/01/2020	25/02/2020	10/03/2020	07/04/2020	22/04/2020	13/05/2020	13/05/2020	24/06/2020
						Sample_Depth	2.73	2.79	2.46	4	4	4	4	3.38	1.67	1.61	1.28	2	2	2	2	2.5	2.5	3
Chem_Group	**ChemName**	**output unit**	**EQL**	**UK Drinking Water Standards**	**UK Freshwater EQS**																			
	4-methylphenol	µg/L	1			-	-	-	-	-	-	-	-	-	-	-	-	-	-	-	-	-	-	-
	Azobenzene	µg/L	1			-	-	-	-	-	-	-	-	-	-	-	-	-	-	-	-	-	-	-
	Bis(2-chloroethoxy) methane	µg/L	1			-	-	-	-	-	-	-	-	-	-	-	-	-	-	-	-	-	-	-
	Bis(2-chloroethoxy) methane (Filtered)	µg/L	1			-	<1	-	-	-	-	-	-	-	-	-	-	-	-	-	-	-	-	-
	Bis(2-chloroethyl)ether	µg/L	1			-	-	-	-	-	-	-	-	-	-	-	-	-	-	-	-	-	-	-
	Bis(2-chloroethyl)ether (Filtered)	µg/L	1			-	<1	-	-	-	-	-	-	-	-	-	-	-	-	-	-	-	-	-
	Bis(2-chloroisopropyl) ether (Filtered)	µg/L	1			-	<1	-	-	-	-	-	-	-	-	-	-	-	-	-	-	-	-	-
	Bis(2-ethylhexyl) phthalate	µg/L	2		1.3[#2]	-	-	-	-	-	-	-	-	-	-	-	-	-	-	-	-	-	-	-
	Bis(2-ethylhexyl) phthalate (Filtered)	µg/L	10		1.3[#2]	-	<10	-	-	-	-	-	-	-	-	-	-	-	-	-	-	-	-	-
	Butyl benzyl phthalate	µg/L	1		7.5[#2]	-	-	-	-	-	-	-	-	-	-	-	-	-	-	-	-	-	-	-
	Butyl benzyl phthalate (Filtered)	µg/L	1		7.5[#2]	-	<1	-	-	-	-	-	-	-	-	-	-	-	-	-	-	-	-	-
	Carbazole	µg/L	1			-	-	-	-	-	-	-	-	-	-	-	-	-	-	-	-	-	-	-
	Carbazole (Filtered)	µg/L	1			-	<1	-	-	-	-	-	-	-	-	-	-	-	-	-	-	-	-	-
	Dibenzofuran	µg/L	1			-	-	-	-	-	-	-	-	-	-	-	-	-	-	-	-	-	-	-
	Dibenzofuran (Filtered)	µg/L	1			-	<1	-	-	-	-	-	-	-	-	-	-	-	-	-	-	-	-	-
	Diethylphthalate	µg/L	1		200[#3]	-	-	-	-	-	-	-	-	-	-	-	-	-	-	-	-	-	-	-
	Diethylphthalate (Filtered)	µg/L	1		200[#3]	-	<1	-	-	-	-	-	-	-	-	-	-	-	-	-	-	-	-	-
	Dimethyl phthalate	µg/L	1		800[#3]	-	-	-	-	-	-	-	-	-	-	-	-	-	-	-	-	-	-	-
	Dimethyl phthalate (Filtered)	µg/L	1		800[#3]	-	<1	-	-	-	-	-	-	-	-	-	-	-	-	-	-	-	-	-
	Di-n-butyl phthalate	µg/L	1		8[#3]	-	-	-	-	-	-	-	-	-	-	-	-	-	-	-	-	-	-	-
	Di-n-butyl phthalate (Filtered)	µg/L	1		8[#3]	-	<1	-	-	-	-	-	-	-	-	-	-	-	-	-	-	-	-	-
	Di-n-octyl phthalate	µg/L	5		20[#3]	-	-	-	-	-	-	-	-	-	-	-	-	-	-	-	-	-	-	-
	Di-n-octyl phthalate (Filtered)	µg/L	10		20[#3]	-	<10	-	-	-	-	-	-	-	-	-	-	-	-	-	-	-	-	-
	Hexachlorobenzene	µg/L	0.01		0.05(MAC)[#10]	-	-	-	<0.01	<0.01	<0.01	<0.01	-	-	-	-	-	-	-	-	-	-	-	-
	Hexachlorobenzene (Filtered)	µg/L	0.01		0.05(MAC)[#10]	-	<0.01	<0.01	-	-	-	-	-	-	-	-	-	-	-	-	-	-	-	-
	Hexachlorocyclopentadiene	µg/L	1			-	-	-	-	-	-	-	-	-	-	-	-	-	-	-	-	-	-	-
	Hexachlorocyclopentadiene (Filtered)	µg/L	1			-	<1	-	-	-	-	-	-	-	-	-	-	-	-	-	-	-	-	-
	Hexachloroethane	µg/L	1			-	-	-	-	-	-	-	-	-	-	-	-	-	-	-	-	-	-	-
	Hexachloroethane (Filtered)	µg/L	1			-	<1	-	-	-	-	-	-	-	-	-	-	-	-	-	-	-	-	-
	Isophorone	µg/L	1			-	-	-	-	-	-	-	-	-	-	-	-	-	-	-	-	-	-	-
	Isophorone (Filtered)	µg/L	1			-	<1	-	-	-	-	-	-	-	-	-	-	-	-	-	-	-	-	-
	Nitrobenzene	µg/L	1			-	-	-	-	-	-	-	-	-	-	-	-	-	-	-	-	-	-	-
	Nitrobenzene (Filtered)	µg/L	1			-	<1	-	-	-	-	-	-	-	-	-	-	-	-	-	-	-	-	-
	N-nitrosodi-n-propylamine	µg/L	1			-	-	-	-	-	-	-	-	-	-	-	-	-	-	-	-	-	-	-
	N-nitrosodi-n-propylamine (Filtered)	µg/L	1			-	<1	-	-	-	-	-	-	-	-	-	-	-	-	-	-	-	-	-
	Pentachlorobenzene	µg/L	0.01		0.007[#2]	-	-	-	<0.01	<0.01	<0.01	<0.01	-	-	-	-	-	-	-	-	-	-	-	-
	Pentachlorobenzene (Filtered)	µg/L	0.01		0.007[#2]	-	<0.01	<0.01	-	-	-	-	-	-	-	-	-	-	-	-	-	-	-	-
	Pentachloronitrobenzene	µg/L	0.01			-	-	-	<0.01	<0.01	<0.01	<0.01	-	-	-	-	-	-	-	-	-	-	-	-
	Pentachloronitrobenzene (Filtered)	µg/L	0.01			-	<0.01	<0.01	-	-	-	-	-	-	-	-	-	-	-	-	-	-	-	-
	Pentachlorophenol	µg/L	1		0.4[#2]	-	-	-	-	-	-	-	-	-	-	-	-	-	-	-	-	-	-	-
	Pentachlorophenol (Filtered)	µg/L	0.02		0.4[#2]	-	<0.02	<0.02	-	-	-	-	-	-	-	-	-	-	-	-	-	-	-	-
PCB	Heptachlorobiphenyl, 2,3,3,4,4,5,5- (PCB 189)	µg/L	0.015			-	-	-	<0.015	<0.015	<0.015	<0.015	-	-	-	-	-	-	-	-	-	-	-	-
	Heptachlorobiphenyl, 2,3,3,4,4,5,5- (PCB 189) (Filtered)	µg/L	0.001			-	-	<0.001	-	-	-	-	-	-	-	-	-	-	-	-	-	-	-	-
	Hexachlorobiphenyl, 2,3,3,4,4,5- (PCB 156)	µg/L	0.015			-	-	-	<0.015	<0.015	<0.015	<0.015	-	-	-	-	-	-	-	-	-	-	-	-
	Hexachlorobiphenyl, 2,3,3,4,4,5- (PCB 156) (Filtered)	µg/L	0.001			-	-	<0.001	-	-	-	-	-	-	-	-	-	-	-	-	-	-	-	-
	Hexachlorobiphenyl, 2,3,3,4,4,5- (PCB 157)	µg/L	0.015			-	-	-	<0.015	<0.015	<0.015	<0.015	-	-	-	-	-	-	-	-	-	-	-	-
	Hexachlorobiphenyl, 2,3,3,4,4,5- (PCB 157) (Filtered)	µg/L	0.001			-	-	<0.001	-	-	-	-	-	-	-	-	-	-	-	-	-	-	-	-
	Hexachlorobiphenyl, 2,3,4,4,5,5- (PCB 167)	µg/L	0.015			-	-	-	<0.015	<0.015	<0.015	<0.015	-	-	-	-	-	-	-	-	-	-	-	-
	Hexachlorobiphenyl, 2,3,4,4,5,5- (PCB 167) (Filtered)	µg/L	0.001			-	-	<0.001	-	-	-	-	-	-	-	-	-	-	-	-	-	-	-	-
	Hexachlorobiphenyl, 3,3,4,4,5,5- (PCB 169)	µg/L	0.015			-	-	-	<0.015	<0.015	<0.015	<0.015	-	-	-	-	-	-	-	-	-	-	-	-
	Hexachlorobiphenyl, 3,3,4,4,5,5- (PCB 169) (Filtered)	µg/L	0.001			-	-	<0.001	-	-	-	-	-	-	-	-	-	-	-	-	-	-	-	-
	PCB 101	µg/L	0.015			-	-	-	<0.015	<0.015	<0.015	<0.015	-	-	-	-	-	-	-	-	-	-	-	-
	PCB 101 (Filtered)	µg/L	0.001			-	-	<0.001	-	-	-	-	-	-	-	-	-	-	-	-	-	-	-	-
	PCB 118	µg/L	0.015			-	-	-	<0.015	<0.015	<0.015	<0.015	-	-	-	-	-	-	-	-	-	-	-	-
	PCB 118 (Filtered)	µg/L	0.002			-	-	<0.002	-	-	-	-	-	-	-	-	-	-	-	-	-	-	-	-
	PCB 138	µg/L	0.015			-	-	-	<0.015	<0.015	<0.015	<0.015	-	-	-	-	-	-	-	-	-	-	-	-
	PCB 138 (Filtered)	µg/L	0.001			-	-	<0.001	-	-	-	-	-	-	-	-	-	-	-	-	-	-	-	-
	PCB 153	µg/L	0.015			-	-	-	<0.015	<0.015	<0.015	<0.015	-	-	-	-	-	-	-	-	-	-	-	-
	PCB 153 (Filtered)	µg/L	0.001			-	-	<0.001	-	-	-	-	-	-	-	-	-	-	-	-	-	-	-	-
	PCB 180	µg/L	0.015			-	-	-	<0.015	<0.015	<0.015	<0.015	-	-	-	-	-	-	-	-	-	-	-	-
	PCB 180 (Filtered)	µg/L	0.001			-	-	<0.001	-	-	-	-	-	-	-	-	-	-	-	-	-	-	-	-
	PCB 28	µg/L	0.015			-	-	-	<0.015	<0.015	<0.015	<0.015	-	-	-	-	-	-	-	-	-	-	-	-
	PCB 28 (Filtered)	µg/L	0.001			-	-	<0.001	-	-	-	-	-	-	-	-	-	-	-	-	-	-	-	-
	PCB 52	µg/L	0.015			-	-	-	<0.015	<0.015	<0.015	<0.015	-	-	-	-	-	-	-	-	-	-	-	-
	PCB 52 (Filtered)	µg/L	0.001			-	-	<0.001	-	-	-	-	-	-	-	-	-	-	-	-	-	-	-	-
	Pentachlorobiphenyl, 2,3,3,4,4- (PCB 105)	µg/L	0.015			-	-	-	<0.015	<0.015	<0.015	<0.015	-	-	-	-	-	-	-	-	-	-	-	-
	Pentachlorobiphenyl, 2,3,3,4,4- (PCB 105) (Filtered)	µg/L	0.001			-	-	<0.001	-	-	-	-	-	-	-	-	-	-	-	-	-	-	-	-
	Pentachlorobiphenyl, 2,3,4,4,5- (PCB 114)	µg/L	0.015			-	-	-	<0.015	<0.015	<0.015	<0.015	-	-	-	-	-	-	-	-	-	-	-	-
	Pentachlorobiphenyl, 2,3,4,4,5- (PCB 114) (Filtered)	µg/L	0.001			-	-	<0.001	-	-	-	-	-	-	-	-	-	-	-	-	-	-	-	-
	Pentachlorobiphenyl, 2,3,4,4,5- (PCB 123)	µg/L	0.015			-	-	-	<0.015	<0.015	<0.015	<0.015	-	-	-	-	-	-	-	-	-	-	-	-
	Pentachlorobiphenyl, 2,3,4,4,5- (PCB 123) (Filtered)	µg/L	0.001			-	-	<0.001	-	-	-	-	-	-	-	-	-	-	-	-	-	-	-	-
	Pentachlorobiphenyl, 3,3,4,4,5- (PCB 126)	µg/L	0.015			-	-	-	<0.015	<0.015	<0.015	<0.015	-	-	-	-	-	-	-	-	-	-	-	-
	Pentachlorobiphenyl, 3,3,4,4,5- (PCB 126) (Filtered)	µg/L	0.001			-	-	<0.001	-	-	-	-	-	-	-	-	-	-	-	-	-	-	-	-
	Tetrachlorobiphenyl, 3,3,4,4- (PCB 77)	µg/L	0.015			-	-	-	<0.015	<0.015	<0.015	<0.015	-	-	-	-	-	-	-	-	-	-	-	-
	Tetrachlorobiphenyl, 3,3,4,4- (PCB 77) (Filtered)	µg/L	0.001			-	-	<0.001	-	-	-	-	-	-	-	-	-	-	-	-	-	-	-	-
	Tetrachlorobiphenyl, 3,4,4,5- (PCB 81)	µg/L	0.015			-	-	-	<0.015	<0.015	<0.015	<0.015	-	-	-	-	-	-	-	-	-	-	-	-
	Tetrachlorobiphenyl, 3,4,4,5- (PCB 81) (Filtered)	µg/L	0.001			-	-	<0.001	-	-	-	-	-	-	-	-	-	-	-	-	-	-	-	-
	Total PCB 7 Congeners	µg/L	0.105			-	-	-	<0.105	<0.105	<0.105	<0.105	-	-	-	-	-	-	-	-	-	-	-	-
	Total PCB 7 Congeners and WHO 12 (Filtered)	µg/l	0.001			-	-	<0.002	-	-	-	-	-	-	-	-	-	-	-	-	-	-	-	-
Phenolics	Xylenols (Filtered)	µg/L	0.5			-	-	-	<0.5	<0.5	<0.5	1.33	<0.5	-	-	-	-	<0.5	<0.5	<0.5	<0.5	<0.5	<0.5	<0.5
	3-&4-methylphenol (Filtered)	µg/L	1			-	<1	-	-	-	-	-	-	-	-	-	-	-	-	-	-	-	-	-

						Investigation Phase	GI	GI	GI	LTM	LTM	LTM	LTM	LTM	GI	GI	GI	GI	GI	LTM	LTM	LTM	LTM	LTM
						Location_Code	WS08028	WS08028	WS08028	WS08028	WS08028	WS08028	WS08028	WS08028	WS09013	WS09013	WS09013	WS09013	WS09013	WS09013	WS09013	WS09013	WS09013	WS09013
						Sampled_Date	07/11/2019	25/11/2019	16/01/2020	03/04/2020	15/04/2020	13/05/2020	25/06/2020	22/09/2020	07/11/2019	25/11/2019	15/01/2020	25/02/2020	10/03/2020	07/04/2020	22/04/2020	13/05/2020	13/05/2020	24/06/2020
						Sample_Depth	2.73	2.79	2.46	4	4	4	4	3.38	1.67	1.61	1.28	2	2	2	2	2.5	2.5	3
Chem_Group	**ChemName**	**output unit**	**EQL**	**UK Drinking Water Standards**	**UK Freshwater EQS**																			
	Cresol Total (Filtered)	µg/L	0.5			-	-	-	<0.5	<0.5	<0.5	<0.5	<0.5	-	-	-	<0.5	<0.5	<0.5	<0.5	<0.5	<0.5	<0.5
	Phenol	µg/L	1	5800[#30]	7.7[#2]	-	-	-	-	-	-	-	-	-	-	-	-	-	-	-	-	-	-
	Phenol (Filtered)	µg/L	0.5	5800[#30]	7.7[#2]	-	<1	-	<0.5	<0.5	<0.5	<0.5	<0.5	-	-	-	<0.5	<0.5	<0.5	<0.5	<0.5	<0.5	<0.5
	Total Phenols	µg/L	10			-	-	-	-	-	-	-	-	-	-	-	-	-	-	-	-	-	-
	Total Phenols (Filtered)	µg/L	10			<10	-	<10	-	-	-	-	-	<10	-	<10	-	-	-	-	-	-	-
	Phenols Monohydric (Filtered)	µg/L	0.5			-	-	-	<0.5	<0.5	<0.5	1.33	<0.5	-	-	-	<0.5	<0.5	<0.5	<0.5	<0.5	<0.5	<0.5
Organotins	Dibutyltin (Filtered)	µg/L	0.05			-	-	<0.05	-	-	-	-	-	-	-	-	-	-	-	-	-	-	-
	Monobutyltin (Filtered)	µg/L	0.05			-	-	<0.05	-	-	-	-	-	-	-	-	-	-	-	-	-	-	-
	Tetrabutyltin (Filtered)	µg/L	0.001			-	-	<0.001	-	-	-	-	-	-	-	-	-	-	-	-	-	-	-
	Tributyltin	µg/L	0.001		0.0002[#2]	-	-	-	<0.001	<0.001	<0.001	<0.001	-	-	-	-	-	-	-	-	-	-	-
	Tributyltin (Filtered)	µg/L	0.05		0.0002[#2]	-	-	<0.05	-	-	-	-	-	-	-	-	-	-	-	-	-	-	-
	Triphenyltin (Filtered)	µg/L	0.05		0.02(MAC)[#38]	-	-	<0.05	-	-	-	-	-	-	-	-	-	-	-	-	-	-	-
Pesticides	1-(3.4-Dichlorophenyl) urea (DCPU)	µg/l				-	-	-	<0.02	<0.02	<0.02	<0.02	-	-	-	-	-	-	-	-	-	-	-
	2-(4-Chlorophenoxy)propionic acid, 4-CPP	µg/l				-	-	-	<0.01	<0.01	<0.01	<0.01	-	-	-	-	-	-	-	-	-	-	-
	2-amino-N-(isopropyl)benzamide	µg/l				-	-	-	<0.02	<0.02	<0.02	<0.02	-	-	-	-	-	-	-	-	-	-	-
	2-Chloro-2.6-diethylacetanilide	µg/l				-	-	-	<0.01	<0.01	<0.01	<0.01	-	-	-	-	-	-	-	-	-	-	-
	Acibenzolar-S-methyl	µg/l				-	-	-	<0.03	<0.03	<0.03	<0.03	-	-	-	-	-	-	-	-	-	-	-
	Aminopyralid	µg/l				-	-	-	<0.05	<0.05	<0.05	<0.05	-	-	-	-	-	-	-	-	-	-	-
	Azoxystrobin	µg/L				-	-	-	<0.01	<0.01	<0.01	<0.01	-	-	-	-	-	-	-	-	-	-	-
	BAM	µg/l				-	-	-	<0.01	<0.01	<0.01	<0.01	-	-	-	-	-	-	-	-	-	-	-
	Benalaxyl	µg/l				-	-	-	<0.02	<0.02	<0.02	<0.02	-	-	-	-	-	-	-	-	-	-	-
	Bentazone methyl	µg/l				-	-	-	<0.03	<0.03	<0.03	<0.03	-	-	-	-	-	-	-	-	-	-	-
	Bifenox	µg/L				-	-	-	<0.04	<0.04	<0.04	<0.04	-	-	-	-	-	-	-	-	-	-	-
	Bitertanol	µg/l				-	-	-	<0.02	<0.02	<0.02	<0.02	-	-	-	-	-	-	-	-	-	-	-
	Boscalid	µg/l				-	-	-	0.072	0.046	0.049	0.117	-	-	-	-	-	-	-	-	-	-	-
	Cadusafos	µg/l				-	-	-	<0.02	<0.02	<0.02	<0.02	-	-	-	-	-	-	-	-	-	-	-
	Carfentrazone-ethyl	µg/L				-	-	-	<0.04	<0.04	<0.04	<0.04	-	-	-	-	-	-	-	-	-	-	-
	Chloridazon-desphenyl	µg/l				-	-	-	0.036	<0.03	<0.03	<0.03	-	-	-	-	-	-	-	-	-	-	-
	Chloridazon-methyl desphenyl	µg/l				-	-	-	<0.05	<0.05	<0.05	<0.05	-	-	-	-	-	-	-	-	-	-	-
	Chlorotoluron-desmethyl	µg/l				-	-	-	<0.02	<0.02	<0.02	<0.02	-	-	-	-	-	-	-	-	-	-	-
	Chlorpropham	µg/L			10[#3]	-	-	-	<0.05	<0.05	<0.05	<0.05	-	-	-	-	-	-	-	-	-	-	-
	Clodinafop	µg/l				-	-	-	<0.03	<0.03	<0.03	<0.03	-	-	-	-	-	-	-	-	-	-	-
	Clomeprop	µg/l				-	-	-	<0.01	<0.01	<0.01	<0.01	-	-	-	-	-	-	-	-	-	-	-
	Crimidine	µg/l				-	-	-	<0.03	<0.03	<0.03	<0.03	-	-	-	-	-	-	-	-	-	-	-
	Cybutryne (Irgarol)	µg/l				-	-	-	<0.01	<0.01	<0.01	<0.01	-	-	-	-	-	-	-	-	-	-	-
	Cyprazine	µg/l				-	-	-	<0.02	<0.02	<0.02	<0.02	-	-	-	-	-	-	-	-	-	-	-
	Cyprodinil	µg/L				-	-	-	<0.02	<0.02	<0.02	<0.02	-	-	-	-	-	-	-	-	-	-	-
	Dichlofenthion	µg/l				-	-	-	<0.05	<0.05	<0.05	<0.05	-	-	-	-	-	-	-	-	-	-	-
	Dichlormid	µg/l				-	-	-	<0.05	<0.05	<0.05	<0.05	-	-	-	-	-	-	-	-	-	-	-
	Diethofencarb	µg/l				-	-	-	<0.02	<0.02	<0.02	<0.02	-	-	-	-	-	-	-	-	-	-	-
	Difenacoum	µg/l				-	-	-	<0.02	<0.02	<0.02	<0.02	-	-	-	-	-	-	-	-	-	-	-
	Dimefuron	µg/l				-	-	-	<0.02	<0.02	<0.02	<0.02	-	-	-	-	-	-	-	-	-	-	-
	Dimefuron (Filtered)	µg/l	0.05			-	<0.05	<0.05	-	-	-	-	-	-	-	-	-	-	-	-	-	-	-
	Dimethachlo	µg/l				-	-	-	<0.01	<0.01	<0.01	<0.01	-	-	-	-	-	-	-	-	-	-	-
	Dimethenamid	µg/l				-	-	-	<0.01	<0.01	<0.01	<0.01	-	-	-	-	-	-	-	-	-	-	-
	Dimethomorph	µg/l				-	-	-	<0.01	<0.01	<0.01	0.073	-	-	-	-	-	-	-	-	-	-	-
	Dinoterb	µg/l				-	-	-	<0.04	<0.04	<0.04	<0.04	-	-	-	-	-	-	-	-	-	-	-
	Diuron desmethyl (DCPMU)	µg/l				-	-	-	<0.03	<0.03	<0.03	<0.03	-	-	-	-	-	-	-	-	-	-	-
	Epoxiconazole	µg/l				-	-	-	<0.03	<0.03	<0.03	<0.03	-	-	-	-	-	-	-	-	-	-	-
	Etrimphos	µg/L	0.01			-	-	-	<0.01	<0.01	<0.01	<0.01	-	-	-	-	-	-	-	-	-	-	-
	Etrimphos (Filtered)	µg/L	0.01			-	<0.01	<0.01	-	-	-	-	-	-	-	-	-	-	-	-	-	-	-
	Fenoxaprop	µg/l				-	-	-	<0.03	<0.03	<0.03	<0.03	-	-	-	-	-	-	-	-	-	-	-
	Fenpropidin	µg/l				-	-	-	<0.02	<0.02	<0.02	<0.02	-	-	-	-	-	-	-	-	-	-	-
	Fenuron	µg/l				-	-	-	<0.01	<0.01	<0.01	<0.01	-	-	-	-	-	-	-	-	-	-	-
	Fipronil	µg/L				-	-	-	<0.05	<0.05	<0.05	<0.05	-	-	-	-	-	-	-	-	-	-	-
	Florasulam	µg/l				-	-	-	<0.02	<0.02	<0.02	<0.02	-	-	-	-	-	-	-	-	-	-	-
	Fluazifop	µg/l				-	-	-	<0.02	<0.02	<0.02	<0.02	-	-	-	-	-	-	-	-	-	-	-
	Fluazifop-P-butyl	µg/L				-	-	-	<0.02	<0.02	<0.02	<0.02	-	-	-	-	-	-	-	-	-	-	-
	Foramsulfuron	µg/l				-	-	-	<0.01	<0.01	<0.01	<0.01	-	-	-	-	-	-	-	-	-	-	-
	Furathiocarb	µg/l				-	-	-	<0.02	<0.02	<0.02	<0.02	-	-	-	-	-	-	-	-	-	-	-
	Haloxyfop	µg/l				-	-	-	<0.03	<0.03	<0.03	<0.03	-	-	-	-	-	-	-	-	-	-	-
	Haloxyfop-p-methyl	µg/l				-	-	-	<0.03	<0.03	<0.03	<0.03	-	-	-	-	-	-	-	-	-	-	-
	Heptachlor epoxide	µg/L	0.01	0.03[#1]		-	-	-	<0.01	<0.01	<0.01	<0.01	-	-	-	-	-	-	-	-	-	-	-
	Heptachlor epoxide (Filtered)	µg/L	0.01	0.03[#1]		-	<0.01	<0.01	-	-	-	-	-	-	-	-	-	-	-	-	-	-	-
	Imazamox	µg/l				-	-	-	<0.01	<0.01	<0.01	<0.01	-	-	-	-	-	-	-	-	-	-	-
	Indoxacarb	µg/L				-	-	-	<0.05	<0.05	<0.05	<0.05	-	-	-	-	-	-	-	-	-	-	-
	Isoproturon-desmethyl	µg/l				-	-	-	<0.02	<0.02	<0.02	<0.02	-	-	-	-	-	-	-	-	-	-	-
	Isoproturon-monodesmethyl	µg/l				-	-	-	<0.02	<0.02	<0.02	<0.02	-	-	-	-	-	-	-	-	-	-	-
	Isopyrazam	µg/l				-	-	-	<0.03	<0.03	<0.03	<0.03	-	-	-	-	-	-	-	-	-	-	-
	Kresoxim-methyl	µg/l				-	-	-	<0.03	<0.03	<0.03	<0.03	-	-	-	-	-	-	-	-	-	-	-
	Malaoxon	µg/l				-	-	-	<0.02	<0.02	<0.02	<0.02	-	-	-	-	-	-	-	-	-	-	-
	Mandipropamid	µg/l				-	-	-	<0.02	<0.02	<0.02	<0.02	-	-	-	-	-	-	-	-	-	-	-
	Mecarbam	µg/l				-	-	-	<0.02	<0.02	<0.02	<0.02	-	-	-	-	-	-	-	-	-	-	-
	Mesotrione	µg/l				-	-	-	<0.05	<0.05	<0.05	<0.05	-	-	-	-	-	-	-	-	-	-	-
	Metconazole	µg/l				-	-	-	<0.02	<0.02	<0.02	<0.02	-	-	-	-	-	-	-	-	-	-	-
	Metribuzin-desamino	µg/l				-	-	-	<0.01	<0.01	<0.01	<0.01	-	-	-	-	-	-	-	-	-	-	-
	Naptalam	µg/l				-	-	-	<0.03	<0.03	<0.03	<0.03	-	-	-	-	-	-	-	-	-	-	-
	Nicosulfuron	µg/l				-	-	-	0.031	0.034	0.036	0.018	-	-	-	-	-	-	-	-	-	-	-
	Nuarimol	µg/l				-	-	-	<0.02	<0.02	<0.02	<0.02	-	-	-	-	-	-	-	-	-	-	-
	Oxadixyl	µg/l				-	-	-	<0.03	<0.03	<0.03	<0.03	-	-	-	-	-	-	-	-	-	-	-
	Paraoxon-ethyl	µg/l				-	-	-	<0.02	<0.02	<0.02	<0.02	-	-	-	-	-	-	-	-	-	-	-

					Investigation Phase	GI	GI	GI	LTM	LTM	LTM	LTM	LTM	GI	GI	GI	GI	GI	LTM	LTM	LTM	LTM	LTM
					Location_Code	WS08028	WS08028	WS08028	WS08028	WS08028	WS08028	WS08028	WS08028	WS09013	WS09013	WS09013	WS09013	WS09013	WS09013	WS09013	WS09013	WS09013	WS09013
					Sampled_Date	07/11/2019	25/11/2019	16/01/2020	03/04/2020	15/04/2020	13/05/2020	25/06/2020	22/09/2020	07/11/2019	25/11/2019	15/01/2020	25/02/2020	10/03/2020	07/04/2020	22/04/2020	13/05/2020	13/05/2020	24/06/2020
					Sample_Depth	2.73	2.79	2.46	4	4	4	4	3.38	1.67	1.61	1.28	2	2	2	2	2.5	2.5	3
Chem_Group	**ChemName**	**output unit**	**EQL**	**UK Drinking Water Standards**	**UK Freshwater EQS**																		
	Parathion-ethyl	µg/l				-	-	-	<0.05	<0.05	<0.05	<0.05	-	-	-	-	-	-	-	-	-	-	-
	Penconazole	µg/l				-	-	-	<0.02	<0.02	<0.02	<0.02	-	-	-	-	-	-	-	-	-	-	-
	Pencycuron	µg/l				-	-	-	<0.02	<0.02	<0.02	<0.02	-	-	-	-	-	-	-	-	-	-	-
	Pencycuron (Filtered)	µg/l	0.05			-	<0.05	<0.05	-	-	-	-	-	-	-	-	-	-	-	-	-	-	-
	Phosphamidon I (Z) (Filtered)	µg/l	0.01			-	-	<0.01	-	-	-	-	-	-	-	-	-	-	-	-	-	-	-
	Phosphamidon II (E)	µg/l	0.01			-	-	-	<0.01	<0.01	<0.01	<0.01	-	-	-	-	-	-	-	-	-	-	-
	Phosphamidon II (E) (Filtered)	µg/l	0.01			-	<0.01	<0.01	-	-	-	-	-	-	-	-	-	-	-	-	-	-	-
	Pretilachlor	µg/l				-	-	-	<0.02	<0.02	<0.02	<0.02	-	-	-	-	-	-	-	-	-	-	-
	Primisulfuron-methyl	µg/l				-	-	-	<0.02	<0.02	<0.02	<0.02	-	-	-	-	-	-	-	-	-	-	-
	Prodiamine	µg/l				-	-	-	<0.05	<0.05	<0.05	<0.05	-	-	-	-	-	-	-	-	-	-	-
	Propaquizafop	µg/l				-	-	-	<0.03	<0.03	<0.03	<0.03	-	-	-	-	-	-	-	-	-	-	-
	Propetamphos	µg/L	0.01		0.03[#3]	-	-	-	<0.01	<0.01	<0.01	<0.01	-	-	-	-	-	-	-	-	-	-	-
	Propetamphos (Filtered)	µg/L	0.01		0.03[#3]	-	<0.01	<0.01	-	-	-	-	-	-	-	-	-	-	-	-	-	-	-
	Prosulfocarb	µg/l				-	-	-	<0.01	<0.01	0.056	0.015	-	-	-	-	-	-	-	-	-	-	-
	Prothioconazole	µg/l				-	-	-	<0.05	<0.05	<0.05	<0.05	-	-	-	-	-	-	-	-	-	-	-
	Pyribenzoxim	µg/l				-	-	-	<0.05	<0.05	<0.05	<0.05	-	-	-	-	-	-	-	-	-	-	-
	Quinmerac	µg/l				-	-	-	<0.01	<0.01	<0.01	<0.01	-	-	-	-	-	-	-	-	-	-	-
	Quizalofop	µg/l				-	-	-	<0.05	<0.05	<0.05	<0.05	-	-	-	-	-	-	-	-	-	-	-
	Rimsulfuron	µg/l				-	-	-	<0.01	<0.01	<0.01	<0.01	-	-	-	-	-	-	-	-	-	-	-
	Sebuthylazine	µg/l				-	-	-	<0.01	<0.01	<0.01	<0.01	-	-	-	-	-	-	-	-	-	-	-
	Siduron (Filtered)	µg/l	10			-	<10	-	-	-	-	-	-	-	-	-	-	-	-	-	-	-	-
	Simazine-2-hydroxy	µg/l				-	-	-	<0.01	<0.01	<0.01	<0.01	-	-	-	-	-	-	-	-	-	-	-
	Sodium Acifluorfen	µg/L				-	-	-	<0.01	<0.01	<0.01	<0.01	-	-	-	-	-	-	-	-	-	-	-
	Sulfosulfuron	µg/l				-	-	-	<0.01	<0.01	<0.01	<0.01	-	-	-	-	-	-	-	-	-	-	-
	Tecnazene	µg/L	0.01		1[#3]	-	-	-	<0.01	<0.01	<0.01	<0.01	-	-	-	-	-	-	-	-	-	-	-
	Tecnazene (Filtered)	µg/L	0.01		1[#3]	-	<0.01	<0.01	-	-	-	-	-	-	-	-	-	-	-	-	-	-	-
	Teflubenzuron	µg/l				-	-	-	<0.03	<0.03	<0.03	<0.03	-	-	-	-	-	-	-	-	-	-	-
	Terbuthylazine-desethyl	µg/l				-	-	-	<0.01	<0.01	<0.01	<0.01	-	-	-	-	-	-	-	-	-	-	-
	Terbuthylazine-desethyl-2-hydroxy	µg/l				-	-	-	<0.01	<0.01	<0.01	<0.01	-	-	-	-	-	-	-	-	-	-	-
	Terbuthylazine-hydroxy	µg/l				-	-	-	0.013	0.012	0.01	0.012	-	-	-	-	-	-	-	-	-	-	-
	Thiabendazole	µg/L			5[#3]	-	-	-	<0.03	<0.03	<0.03	<0.03	-	-	-	-	-	-	-	-	-	-	-
	Thiamethoxam	µg/L				-	-	-	<0.01	<0.01	<0.01	<0.01	-	-	-	-	-	-	-	-	-	-	-
	Thidiazuron (Filtered)	µg/l	10			-	<10	-	-	-	-	-	-	-	-	-	-	-	-	-	-	-	-
	Tribenuron-methyl	µg/L				-	-	-	<0.01	<0.01	<0.01	<0.01	-	-	-	-	-	-	-	-	-	-	-
	Trietazine	µg/L	0.01			-	-	-	<0.01	<0.01	<0.01	<0.01	-	-	-	-	-	-	-	-	-	-	-
	Trietazine (Filtered)	µg/L	0.01			-	<0.01	<0.01	-	-	-	-	-	-	-	-	-	-	-	-	-	-	-
	Trifloxysulfuron-sodium	µg/l				-	-	-	<0.01	<0.01	<0.01	<0.01	-	-	-	-	-	-	-	-	-	-	-
	Triflusulfuron-methyl	µg/l				-	-	-	<0.01	<0.01	<0.01	<0.01	-	-	-	-	-	-	-	-	-	-	-
	Triforine	µg/l				-	-	-	<0.05	<0.05	<0.05	<0.05	-	-	-	-	-	-	-	-	-	-	-
	Triticonazole	µg/l				-	-	-	<0.01	<0.01	<0.01	<0.01	-	-	-	-	-	-	-	-	-	-	-
	Desmetryn	mg/L				-	-	-	<0.00001	<0.00001	<0.00001	<0.00001	-	-	-	-	-	-	-	-	-	-	-
	Simetryn	mg/L				-	-	-	<0.00001	<0.00001	<0.00001	<0.00001	-	-	-	-	-	-	-	-	-	-	-
	Simetryn (Filtered)	mg/L	0.00002			-	-	<0.00002	-	-	-	-	-	-	-	-	-	-	-	-	-	-	-
	Clothianidin	µg/L				-	-	-	<0.01	<0.01	<0.01	<0.01	-	-	-	-	-	-	-	-	-	-	-
	Cymoxanil	µg/L				-	-	-	<0.05	<0.05	<0.05	<0.05	-	-	-	-	-	-	-	-	-	-	-
	Flamprop (Filtered)	µg/L	0.02			-	<0.02	<0.02	-	-	-	-	-	-	-	-	-	-	-	-	-	-	-
	Fluazifop-butyl	µg/L				-	-	-	<0.02	<0.02	<0.02	<0.02	-	-	-	-	-	-	-	-	-	-	-
	Imazamethabenz-methyl	µg/L				-	-	-	<0.01	<0.01	<0.01	<0.01	-	-	-	-	-	-	-	-	-	-	-
	Mesosulfuron-methyl	µg/L				-	-	-	<0.02	<0.02	<0.02	<0.02	-	-	-	-	-	-	-	-	-	-	-
	Metamitron	µg/L				-	-	-	<0.03	<0.03	<0.03	<0.03	-	-	-	-	-	-	-	-	-	-	-
	Metobromuron	µg/L				-	-	-	<0.03	<0.03	0.225	0.064	-	-	-	-	-	-	-	-	-	-	-
	Monuron	µg/L				-	-	-	<0.02	<0.02	<0.02	<0.02	-	-	-	-	-	-	-	-	-	-	-
	Monuron (Filtered)	µg/L	0.05			-	<0.05	<0.05	-	-	-	-	-	-	-	-	-	-	-	-	-	-	-
	Secbumeton	µg/L				-	-	-	<0.01	<0.01	<0.01	<0.01	-	-	-	-	-	-	-	-	-	-	-
	Spiroxamine	µg/L				-	-	-	<0.01	<0.01	<0.01	<0.01	-	-	-	-	-	-	-	-	-	-	-
	Clomazon	µg/L				-	-	-	<0.01	<0.01	<0.01	<0.01	-	-	-	-	-	-	-	-	-	-	-
	Flamprop-isopropyl (Filtered)	µg/L	0.02			-	<0.02	<0.02	-	-	-	-	-	-	-	-	-	-	-	-	-	-	-
	Metazachlor	µg/L	0.01			-	-	-	<0.01	<0.01	<0.01	<0.01	-	-	-	-	-	-	-	-	-	-	-
	Metazachlor (Filtered)	µg/L	0.01			-	<0.01	<0.01	-	-	-	-	-	-	-	-	-	-	-	-	-	-	-
	Methabenzthiazuran	µg/L				-	-	-	<0.01	<0.01	<0.01	<0.01	-	-	-	-	-	-	-	-	-	-	-
	Methabenzthiazuran (Filtered)	µg/L	0.05			-	<0.05	<0.05	-	-	-	-	-	-	-	-	-	-	-	-	-	-	-
	Iprovalicarb	µg/L				-	-	-	<0.01	<0.01	<0.01	<0.01	-	-	-	-	-	-	-	-	-	-	-
	Chloroxuron	µg/L				-	-	-	<0.01	<0.01	<0.01	<0.01	-	-	-	-	-	-	-	-	-	-	-
	Chloroxuron (Filtered)	µg/L	0.05			-	<0.05	<0.05	-	-	-	-	-	-	-	-	-	-	-	-	-	-	-
	Neburon	µg/L				-	-	-	<0.01	<0.01	<0.01	<0.01	-	-	-	-	-	-	-	-	-	-	-
	Metribuzin	µg/L				-	-	-	<0.03	<0.03	<0.03	<0.03	-	-	-	-	-	-	-	-	-	-	-
	2,3,6-Trichlorobenzoic Acid (Tba)	µg/L				-	-	-	<0.15	<0.1	<0.1	<0.1	-	-	-	-	-	-	-	-	-	-	-
	2,3,6-Trichlorobenzoic Acid (Tba) (Filtered)	µg/L	0.02			-	<0.02	<0.02	-	-	-	-	-	-	-	-	-	-	-	-	-	-	-
	2,4,5-Trichlorophenoxy Acetic Acid	µg/L				-	-	-	<0.01	<0.01	<0.01	<0.01	-	-	-	-	-	-	-	-	-	-	-
	2,4,5-Trichlorophenoxy Acetic Acid (Filtered)	µg/L	0.02			-	<0.02	<0.02	-	-	-	-	-	-	-	-	-	-	-	-	-	-	-
	2,4,5-TP (Silvex)	µg/L				-	-	-	<0.01	<0.01	<0.01	<0.01	-	-	-	-	-	-	-	-	-	-	-
	2,4,5-TP (Silvex) (Filtered)	µg/L	0.02			-	<0.02	<0.02	-	-	-	-	-	-	-	-	-	-	-	-	-	-	-
	Pyrimethanil	µg/L				-	-	-	<0.02	<0.02	<0.02	<0.02	-	-	-	-	-	-	-	-	-	-	-
	Hedonal	µg/L			0.3[#2]	-	-	-	<0.01	<0.01	<0.01	<0.01	-	-	-	-	-	-	-	-	-	-	-
	Hedonal (Filtered)	µg/L	0.02		0.3[#2]	-	<0.02	<0.02	-	-	-	-	-	-	-	-	-	-	-	-	-	-	-
	2,4-DDT	µg/L	0.01		0.00625[#39]	-	-	-	<0.01	<0.05	<0.03	<0.02	-	-	-	-	-	-	-	-	-	-	-
	2,4-DDT (Filtered)	µg/L	0.01		0.00625[#39]	-	<0.03	<0.02	-	-	-	-	-	-	-	-	-	-	-	-	-	-	-
	Propachlor	µg/L	0.01			-	-	-	<0.01	<0.01	<0.01	<0.01	-	-	-	-	-	-	-	-	-	-	-
	Propachlor (Filtered)	µg/L	0.02			-	<0.02	<0.02	-	-	-	-	-	-	-	-	-	-	-	-	-	-	-
	Propamocarb	µg/L				-	-	-	<0.03	<0.03	<0.03	<0.03	-	-	-	-	-	-	-	-	-	-	-
	2,4-Dichlorprop	µg/L				-	-	-	<0.01	<0.01	<0.01	<0.01	-	-	-	-	-	-	-	-	-	-	-

					Investigation Phase	GI	GI	GI	LTM	LTM	LTM	LTM	LTM	GI	GI	GI	GI	GI	GI	LTM	LTM	LTM	LTM	LTM
					Location_Code	WS08028	WS08028	WS08028	WS08028	WS08028	WS08028	WS08028	WS08028	WS09013	WS09013	WS09013	WS09013	WS09013	WS09013	WS09013	WS09013	WS09013	WS09013	WS09013
					Sampled_Date	07/11/2019	25/11/2019	16/01/2020	03/04/2020	15/04/2020	13/05/2020	25/06/2020	22/09/2020	07/11/2019	25/11/2019	15/01/2020	25/02/2020	10/03/2020	07/04/2020	22/04/2020	13/05/2020	13/05/2020	24/06/2020
					Sample_Depth	2.73	2.79	2.46	4	4	4	4	3.38	1.67	1.61	1.28	2	2	2	2	2.5	2.5	3
Chem_Group	**ChemName**	**output unit**	**EQL**	**UK Drinking Water Standards**	**UK Freshwater EQS**																			
	2,4-Dichlorprop (Filtered)	µg/L	0.02			-	<0.02	<0.02	-	-	-	-	-	-	-	-	-	-	-	-	-	-	-	-
	3-Hydroxy Carbofuran	µg/L				-	-	-	<0.01	<0.01	<0.01	<0.01	-	-	-	-	-	-	-	-	-	-	-	-
	4-(2,4-Dichlorophenoxy)butyric Acid (2,4-DB)	µg/L				-	-	-	<0.02	<0.02	<0.02	<0.02	-	-	-	-	-	-	-	-	-	-	-	-
	4-(2,4-Dichlorophenoxy)butyric Acid (2,4-DB) (Filtered)	µg/L	0.02			-	<0.02	<0.02	-	-	-	-	-	-	-	-	-	-	-	-	-	-	-	-
	4,4-DDE	µg/L	0.01		0.00625[#39]	-	-	-	<0.01	<0.01	<0.01	<0.01	-	-	-	-	-	-	-	-	-	-	-	-
	4,4-DDE (Filtered)	µg/L	0.01		0.00625[#39]	-	<0.01	<0.01	-	-	-	-	-	-	-	-	-	-	-	-	-	-	-	-
	Cypermethrins(total) (Filtered)	µg/L	0.01		0.0001[#3]	-	<0.01	<0.01	-	-	-	-	-	-	-	-	-	-	-	-	-	-	-	-
	Cyproconazole	µg/L				-	-	-	<0.01	<0.01	<0.01	<0.01	-	-	-	-	-	-	-	-	-	-	-	-
	Cyromazine	µg/L				-	-	-	<0.05	<0.05	<0.05	<0.05	-	-	-	-	-	-	-	-	-	-	-	-
	d-BHC	µg/L	0.01			-	-	-	<0.01	<0.01	<0.02	<0.01	-	-	-	-	-	-	-	-	-	-	-	-
	d-BHC (Filtered)	µg/L	0.01			-	<0.01	<0.01	-	-	-	-	-	-	-	-	-	-	-	-	-	-	-	-
	DDD	µg/L	0.01		0.00625[#39]	-	-	-	<0.01	<0.01	<0.01	<0.01	-	-	-	-	-	-	-	-	-	-	-	-
	DDD (Filtered)	µg/L	0.01		0.00625[#39]	-	<0.01	<0.01	-	-	-	-	-	-	-	-	-	-	-	-	-	-	-	-
	DDT	µg/L	0.01		0.01[#41]	-	-	-	<0.01	<0.1	<0.08	<0.02	-	-	-	-	-	-	-	-	-	-	-	-
	DDT (Filtered)	µg/L	0.01		0.01[#41]	-	<0.03	<0.04	-	-	-	-	-	-	-	-	-	-	-	-	-	-	-	-
	Deisopropylatrazine	µg/L				-	-	-	<0.01	<0.01	<0.01	<0.01	-	-	-	-	-	-	-	-	-	-	-	-
	Chlorothalonil	µg/L	0.01		0.035[#2]	-	-	-	<0.01	<0.01	-	<0.04	-	-	-	-	-	-	-	-	-	-	-	-
	Chlorothalonil (Filtered)	µg/L	0.01		0.035[#2]	-	<0.01	<0.01	-	-	-	-	-	-	-	-	-	-	-	-	-	-	-	-
	Deethylatrazine	µg/L				-	-	-	0.057	0.057	0.052	0.051	-	-	-	-	-	-	-	-	-	-	-	-
	Demeton-S-methyl	µg/L	0.01			-	-	-	<0.01	<0.01	<0.01	<0.01	-	-	-	-	-	-	-	-	-	-	-	-
	Demeton-S-methyl (Filtered)	µg/L	0.01			-	<0.01	<0.01	-	-	-	-	-	-	-	-	-	-	-	-	-	-	-	-
	Diazinon	µg/L	0.01		0.01[#2]	-	-	-	<0.01	<0.01	<0.01	<0.01	-	-	-	-	-	-	-	-	-	-	-	-
	Diazinon (Filtered)	µg/L	0.01		0.01[#2]	-	<0.01	<0.01	-	-	-	-	-	-	-	-	-	-	-	-	-	-	-	-
	Dicamba	µg/L				-	-	-	<0.03	<0.03	<0.03	<0.03	-	-	-	-	-	-	-	-	-	-	-	-
	Dicamba (Filtered)	µg/L	0.02			-	<0.02	<0.02	-	-	-	-	-	-	-	-	-	-	-	-	-	-	-	-
	Dichlobenil	µg/L	0.01			-	-	-	<0.01	<0.01	<0.01	<0.01	-	-	-	-	-	-	-	-	-	-	-	-
	Dichlobenil (Filtered)	µg/L	0.01			-	<0.01	<0.01	-	-	-	-	-	-	-	-	-	-	-	-	-	-	-	-
	cis-Permethrin (Filtered)	µg/L	0.01			-	<0.01	<0.02	-	-	-	-	-	-	-	-	-	-	-	-	-	-	-	-
	Dichlorvos	µg/L	0.01		0.001[#3]	-	-	-	<0.01	<0.01	<0.01	<0.01	-	-	-	-	-	-	-	-	-	-	-	-
	Dichlorvos (Filtered)	µg/L	0.01		0.001[#3]	-	<0.01	<0.01	-	-	-	-	-	-	-	-	-	-	-	-	-	-	-	-
	Diclofop	µg/L				-	-	-	<0.02	<0.02	<0.02	<0.02	-	-	-	-	-	-	-	-	-	-	-	-
	Diclofop (Filtered)	µg/L	0.02			-	<0.02	<0.02	-	-	-	-	-	-	-	-	-	-	-	-	-	-	-	-
	Dieldrin	µg/L	0.01	0.03[#1]	0.0025[#40]	-	-	-	<0.01	<0.01	<0.01	<0.01	-	-	-	-	-	-	-	-	-	-	-	-
	Dieldrin (Filtered)	µg/L	0.01	0.03[#1]	0.0025[#40]	-	<0.01	<0.01	-	-	-	-	-	-	-	-	-	-	-	-	-	-	-	-
	Difenoconazole	µg/L				-	-	-	<0.02	<0.02	<0.02	<0.02	-	-	-	-	-	-	-	-	-	-	-	-
	Difenoxuron	µg/L				-	-	-	<0.02	<0.02	<0.02	<0.02	-	-	-	-	-	-	-	-	-	-	-	-
	Diflubenzuron	µg/L			0.001[#3]	-	-	-	<0.02	<0.02	<0.02	<0.02	-	-	-	-	-	-	-	-	-	-	-	-
	Diflubenzuron (Filtered)	µg/L	0.05		0.001[#3]	-	<0.05	<0.05	-	-	-	-	-	-	-	-	-	-	-	-	-	-	-	-
	Diflufenican	µg/L				-	-	-	<0.01	<0.01	<0.01	<0.01	-	-	-	-	-	-	-	-	-	-	-	-
	Dimethoate	µg/L	0.01		0.48[#2]	-	-	-	<0.01	<0.01	<0.01	<0.01	-	-	-	-	-	-	-	-	-	-	-	-
	Dimethoate (Filtered)	µg/L	0.01		0.48[#2]	-	<0.01	<0.02	-	-	-	-	-	-	-	-	-	-	-	-	-	-	-	-
	Dinoseb	µg/L				-	-	-	<0.02	<0.02	<0.02	<0.02	-	-	-	-	-	-	-	-	-	-	-	-
	Disulfoton	µg/L	0.01			-	-	-	<0.01	<0.01	<0.01	<0.01	-	-	-	-	-	-	-	-	-	-	-	-
	Disulfoton (Filtered)	µg/L	0.01			-	<0.01	<0.01	-	-	-	-	-	-	-	-	-	-	-	-	-	-	-	-
	Diuron	µg/L			0.2[#2]	-	-	-	<0.01	<0.01	<0.01	<0.01	-	-	-	-	-	-	-	-	-	-	-	-
	Diuron (Filtered)	µg/L	0.05		0.2[#2]	-	<0.05	<0.05	-	-	-	-	-	-	-	-	-	-	-	-	-	-	-	-
	Endosulfan I	µg/L	0.01			-	-	-	<0.01	<0.01	<0.01	<0.01	-	-	-	-	-	-	-	-	-	-	-	-
	Endosulfan I (Filtered)	µg/L	0.01			-	<0.01	<0.01	-	-	-	-	-	-	-	-	-	-	-	-	-	-	-	-
	Endosulfan II	µg/L	0.02			-	-	-	<0.02	<0.02	<0.02	<0.02	-	-	-	-	-	-	-	-	-	-	-	-
	Endosulfan II (Filtered)	µg/L	0.02			-	<0.02	<0.02	-	-	-	-	-	-	-	-	-	-	-	-	-	-	-	-
	Endosulfan sulphate	µg/L	0.02			-	-	-	<0.02	<0.04	<0.04	<0.02	-	-	-	-	-	-	-	-	-	-	-	-
	Endosulfan sulphate (Filtered)	µg/L	0.02			-	<0.06	<0.02	-	-	-	-	-	-	-	-	-	-	-	-	-	-	-	-
	Endrin	µg/L	0.01		0.0025[#40]	-	-	-	<0.01	<0.01	<0.02	<0.01	-	-	-	-	-	-	-	-	-	-	-	-
	Endrin (Filtered)	µg/L	0.01		0.0025[#40]	-	<0.02	<0.02	-	-	-	-	-	-	-	-	-	-	-	-	-	-	-	-
	s-Ethyl dipropylthiocarbamate	µg/L				-	-	-	<0.02	<0.02	<0.02	<0.02	-	-	-	-	-	-	-	-	-	-	-	-
	Ethiofencarb	µg/L				-	-	-	<0.02	<0.02	<0.02	<0.02	-	-	-	-	-	-	-	-	-	-	-	-
	Ethion	µg/L	0.01			-	-	-	<0.01	<0.01	<0.01	<0.01	-	-	-	-	-	-	-	-	-	-	-	-
	Ethion (Filtered)	µg/L	0.01			-	<0.01	<0.02	-	-	-	-	-	-	-	-	-	-	-	-	-	-	-	-
	Ethoprop	µg/L				-	-	-	<0.02	<0.02	<0.02	<0.02	-	-	-	-	-	-	-	-	-	-	-	-
	Ethofumesate	µg/L				-	-	-	<0.01	<0.01	<0.01	<0.01	-	-	-	-	-	-	-	-	-	-	-	-
	Etridiazole	µg/L	0.01			-	-	-	<0.01	<0.01	<0.01	<0.01	-	-	-	-	-	-	-	-	-	-	-	-
	Etridiazole (Filtered)	µg/L	0.01			-	<0.01	<0.01	-	-	-	-	-	-	-	-	-	-	-	-	-	-	-	-
	Fenamiphos	µg/L				-	-	-	<0.02	<0.02	<0.02	<0.02	-	-	-	-	-	-	-	-	-	-	-	-
	Fenarimol	µg/L				-	-	-	<0.03	<0.03	<0.03	<0.03	-	-	-	-	-	-	-	-	-	-	-	-
	Fenitrothion	µg/L	0.01		0.01[#3]	-	-	-	<0.01	<0.01	<0.01	<0.01	-	-	-	-	-	-	-	-	-	-	-	-
	Fenitrothion (Filtered)	µg/L	0.01		0.01[#3]	-	<0.01	<0.02	-	-	-	-	-	-	-	-	-	-	-	-	-	-	-	-
	Fensulfothion	µg/L				-	-	-	<0.02	<0.02	<0.02	<0.02	-	-	-	-	-	-	-	-	-	-	-	-
	Fenhexamid	µg/L				-	-	-	<0.03	<0.03	<0.03	<0.03	-	-	-	-	-	-	-	-	-	-	-	-
	Fenoxycarb	µg/L				-	-	-	<0.02	<0.02	<0.02	<0.02	-	-	-	-	-	-	-	-	-	-	-	-
	Fenthion	µg/L	0.01			-	-	-	<0.01	<0.01	<0.01	<0.01	-	-	-	-	-	-	-	-	-	-	-	-
	Fenthion (Filtered)	µg/L	0.01			-	<0.01	<0.02	-	-	-	-	-	-	-	-	-	-	-	-	-	-	-	-
	Fenpropimorf	µg/L				-	-	-	<0.01	<0.01	<0.01	<0.01	-	-	-	-	-	-	-	-	-	-	-	-
	Fluometuron (Filtered)	µg/L	10			-	<10	-	-	-	-	-	-	-	-	-	-	-	-	-	-	-	-	-
	Fluroxypyr	µg/L				-	-	-	<0.02	<0.02	<0.02	<0.02	-	-	-	-	-	-	-	-	-	-	-	-
	Fluroxypyr (Filtered)	µg/L	0.02			-	<0.02	<0.02	-	-	-	-	-	-	-	-	-	-	-	-	-	-	-	-
	Flutolanil	µg/L				-	-	-	<0.02	<0.02	<0.02	<0.02	-	-	-	-	-	-	-	-	-	-	-	-
	Fonofos	µg/L				-	-	-	<0.05	<0.05	<0.05	<0.05	-	-	-	-	-	-	-	-	-	-	-	-
	g-BHC (Lindane)	µg/L	0.01			-	-	-	<0.01	<0.01	<0.01	<0.01	-	-	-	-	-	-	-	-	-	-	-	-
	g-BHC (Lindane) (Filtered)	µg/L	0.01			-	<0.01	<0.01	-	-	-	-	-	-	-	-	-	-	-	-	-	-	-	-
	Haloxyfop-methyl	µg/L				-	-	-	<0.03	<0.03	<0.03	<0.03	-	-	-	-	-	-	-	-	-	-	-	-
	Thifensulfuron	µg/L				-	-	-	<0.01	<0.01	<0.01	<0.01	-	-	-	-	-	-	-	-	-	-	-	-

					Investigation Phase	GI	GI	GI	LTM	LTM	LTM	LTM	LTM	GI	GI	GI	GI	GI	GI	LTM	LTM	LTM	LTM	LTM
					Location_Code	WS08028	WS08028	WS08028	WS08028	WS08028	WS08028	WS08028	WS08028	WS09013	WS09013	WS09013	WS09013	WS09013	WS09013	WS09013	WS09013	WS09013	WS09013	WS09013
					Sampled_Date	07/11/2019	25/11/2019	16/01/2020	03/04/2020	15/04/2020	13/05/2020	25/06/2020	22/09/2020	07/11/2019	25/11/2019	15/01/2020	25/02/2020	10/03/2020	07/04/2020	22/04/2020	13/05/2020	13/05/2020	24/06/2020
					Sample_Depth	2.73	2.79	2.46	4	4	4	4	3.38	1.67	1.61	1.28	2	2	2	2	2.5	2.5	3
Chem_Group	**ChemName**	**output unit**	**EQL**	**UK Drinking Water Standards**	**UK Freshwater EQS**																			
	Heptachlor	µg/L	0.01	0.03[#1]		-	-	-	<0.01	<0.02	<0.02	<0.01	-	-	-	-	-	-	-	-	-	-	-	-
	Heptachlor (Filtered)	µg/L	0.01	0.03[#1]		-	<0.01	<0.02	-	-	-	-	-	-	-	-	-	-	-	-	-	-	-	-
	Hexaconazole	µg/L				-	-	-	<0.02	<0.02	<0.02	<0.02	-	-	-	-	-	-	-	-	-	-	-	-
	Hexazinone	µg/L				-	-	-	<0.01	<0.01	<0.01	<0.01	-	-	-	-	-	-	-	-	-	-	-	-
	Hydroxyatrazine	µg/L				-	-	-	<0.01	<0.01	<0.01	<0.01	-	-	-	-	-	-	-	-	-	-	-	-
	Iprodione	µg/L				-	-	-	<0.03	<0.03	<0.03	<0.03	-	-	-	-	-	-	-	-	-	-	-	-
	Isodrin	µg/L	0.01		0.0025[#40]	-	-	-	<0.01	<0.01	<0.01	<0.02	-	-	-	-	-	-	-	-	-	-	-	-
	Isodrin (Filtered)	µg/L	0.01		0.0025[#40]	-	<0.01	<0.01	-	-	-	-	-	-	-	-	-	-	-	-	-	-	-	-
	Isoproturon	µg/L			0.3[#2]	-	-	-	<0.01	<0.01	<0.01	<0.01	-	-	-	-	-	-	-	-	-	-	-	-
	Isoproturon (Filtered)	µg/L	0.05		0.3[#2]	-	<0.05	<0.05	-	-	-	-	-	-	-	-	-	-	-	-	-	-	-	-
	Linuron	µg/L			0.5[#2]	-	-	-	<0.02	<0.02	<0.02	<0.02	-	-	-	-	-	-	-	-	-	-	-	-
	Linuron (Filtered)	µg/L	0.05		0.5[#2]	-	<0.05	<0.05	-	-	-	-	-	-	-	-	-	-	-	-	-	-	-	-
	Malathion	µg/L	0.01		0.01[#3]	-	-	-	<0.01	<0.01	<0.01	<0.01	-	-	-	-	-	-	-	-	-	-	-	-
	Malathion (Filtered)	µg/L	0.01		0.01[#3]	-	<0.01	<0.02	-	-	-	-	-	-	-	-	-	-	-	-	-	-	-	-
	2-Methyl-4-chlorophenoxyacetic acid	µg/L				-	-	-	<0.01	<0.01	<0.01	<0.01	-	-	-	-	-	-	-	-	-	-	-	-
	2-Methyl-4-chlorophenoxyacetic acid (Filtered)	µg/L	0.02			-	<0.02	<0.02	-	-	-	-	-	-	-	-	-	-	-	-	-	-	-	-
	2-Methyl-4-Chlorophenoxy Butanoic Acid	µg/L				-	-	-	<0.02	<0.02	<0.02	<0.02	-	-	-	-	-	-	-	-	-	-	-	-
	2-Methyl-4-Chlorophenoxy Butanoic Acid (Filtered)	µg/L	0.02			-	<0.02	<0.02	-	-	-	-	-	-	-	-	-	-	-	-	-	-	-	-
	Mecoprop	µg/L			18[#2]	-	-	-	<0.01	<0.01	<0.01	<0.01	-	-	-	-	-	-	-	-	-	-	-	-
	Mecoprop (Filtered)	µg/L	0.02		18[#2]	-	<0.02	<0.02	-	-	-	-	-	-	-	-	-	-	-	-	-	-	-	-
	Mefenpyr-diethyl	µg/L				-	-	-	<0.02	<0.02	<0.02	<0.02	-	-	-	-	-	-	-	-	-	-	-	-
	Metachlor	µg/L	0.01		0.3[#2]	-	-	-	<0.01	<0.01	<0.01	<0.01	-	-	-	-	-	-	-	-	-	-	-	-
	Metachlor (Filtered)	µg/L	0.01		0.3[#2]	-	<0.01	<0.01	-	-	-	-	-	-	-	-	-	-	-	-	-	-	-	-
	Metalaxyl	µg/L				-	-	-	<0.01	<0.01	<0.01	<0.01	-	-	-	-	-	-	-	-	-	-	-	-
	Methamidophos	µg/L				-	-	-	<0.01	<0.01	<0.01	<0.01	-	-	-	-	-	-	-	-	-	-	-	-
	Methidathion	µg/L				-	-	-	<0.01	<0.01	<0.01	<0.01	-	-	-	-	-	-	-	-	-	-	-	-
	Methiocarb	µg/L			0.01[#3]	-	-	-	<0.01	<0.01	<0.01	<0.01	-	-	-	-	-	-	-	-	-	-	-	-
	Methomyl	µg/L				-	-	-	<0.01	<0.01	<0.01	<0.01	-	-	-	-	-	-	-	-	-	-	-	-
	Methoxychlor	µg/L	0.01			-	-	-	<0.01	<0.08	<0.04	<0.02	-	-	-	-	-	-	-	-	-	-	-	-
	Methoxychlor (Filtered)	µg/L	0.01			-	<0.04	<0.08	-	-	-	-	-	-	-	-	-	-	-	-	-	-	-	-
	Methoxyfenozide	µg/L				-	-	-	<0.03	<0.03	<0.03	<0.03	-	-	-	-	-	-	-	-	-	-	-	-
	Methyl parathion	µg/L	0.01			-	-	-	<0.01	<0.01	<0.01	<0.01	-	-	-	-	-	-	-	-	-	-	-	-
	Methyl parathion (Filtered)	µg/L	0.01			-	<0.01	<0.02	-	-	-	-	-	-	-	-	-	-	-	-	-	-	-	-
	Metolachlor	µg/L				-	-	-	<0.01	<0.01	<0.01	<0.01	-	-	-	-	-	-	-	-	-	-	-	-
	Metoxuron	µg/L				-	-	-	<0.01	<0.01	<0.01	<0.01	-	-	-	-	-	-	-	-	-	-	-	-
	Metoxuron (Filtered)	µg/L	0.05			-	<0.05	<0.05	-	-	-	-	-	-	-	-	-	-	-	-	-	-	-	-
	Metsulfuron Methyl	µg/L				-	-	-	<0.01	<0.01	<0.01	<0.01	-	-	-	-	-	-	-	-	-	-	-	-
	Mevinphos (Phosdrin)	µg/L	0.01		0.02(MAC)[#38]	-	-	-	<0.01	<0.01	<0.01	<0.01	-	-	-	-	-	-	-	-	-	-	-	-
	Mevinphos (Phosdrin) (Filtered)	µg/L	0.01		0.02(MAC)[#38]	-	<0.01	<0.01	-	-	-	-	-	-	-	-	-	-	-	-	-	-	-	-
	Molinate	µg/L				-	-	-	<0.01	<0.01	<0.01	<0.01	-	-	-	-	-	-	-	-	-	-	-	-
	Monlinuran	µg/L				-	-	-	<0.02	<0.02	<0.02	<0.02	-	-	-	-	-	-	-	-	-	-	-	-
	Monlinuran (Filtered)	µg/L	0.05			-	<0.05	<0.05	-	-	-	-	-	-	-	-	-	-	-	-	-	-	-	-
	Monocrotophos	µg/L				-	-	-	<0.01	<0.01	<0.01	<0.01	-	-	-	-	-	-	-	-	-	-	-	-
	Napropamide	µg/L				-	-	-	<0.01	<0.01	<0.01	<0.01	-	-	-	-	-	-	-	-	-	-	-	-
	Flusilazole (NuStar)	µg/L				-	-	-	<0.01	<0.01	<0.01	<0.01	-	-	-	-	-	-	-	-	-	-	-	-
	o,p-DDD	µg/L	0.01			-	-	-	<0.01	<0.01	<0.01	<0.01	-	-	-	-	-	-	-	-	-	-	-	-
	o,p-DDD (Filtered)	µg/L	0.01			-	<0.01	<0.01	-	-	-	-	-	-	-	-	-	-	-	-	-	-	-	-
	o,p'-DDE	µg/L	0.01			-	-	-	<0.01	<0.01	<0.01	<0.01	-	-	-	-	-	-	-	-	-	-	-	-
	o,p'-DDE (Filtered)	µg/L	0.01			-	<0.01	<0.01	-	-	-	-	-	-	-	-	-	-	-	-	-	-	-	-
	o,p-Methoxychlor	µg/L	0.01			-	-	-	<0.01	<0.05	<0.04	<0.02	-	-	-	-	-	-	-	-	-	-	-	-
	o,p-Methoxychlor (Filtered)	µg/L	0.01			-	<0.03	<0.03	-	-	-	-	-	-	-	-	-	-	-	-	-	-	-	-
	Omethoate	µg/L	0.01		0.01[#3]	-	-	-	<0.01	<0.01	<0.01	<0.01	-	-	-	-	-	-	-	-	-	-	-	-
	Omethoate (Filtered)	µg/L	0.01		0.01[#3]	-	<0.01	<0.01	-	-	-	-	-	-	-	-	-	-	-	-	-	-	-	-
	Oxamyl	µg/L				-	-	-	<0.01	<0.01	<0.01	<0.01	-	-	-	-	-	-	-	-	-	-	-	-
	Paclobutrazol	µg/L				-	-	-	<0.02	<0.02	<0.02	<0.02	-	-	-	-	-	-	-	-	-	-	-	-
	Methyl Paraoxon	µg/L				-	-	-	<0.02	<0.02	<0.02	<0.02	-	-	-	-	-	-	-	-	-	-	-	-
	Parathion	µg/L	0.01			-	-	-	<0.01	<0.01	<0.01	<0.01	-	-	-	-	-	-	-	-	-	-	-	-
	Parathion (Filtered)	µg/L	0.01			-	<0.01	<0.02	-	-	-	-	-	-	-	-	-	-	-	-	-	-	-	-
	Pendimethalin	µg/L	0.01		0.3[#2]	-	-	-	<0.01	<0.01	<0.01	<0.01	-	-	-	-	-	-	-	-	-	-	-	-
	Pendimethalin (Filtered)	µg/L	0.01		0.3[#2]	-	<0.01	<0.02	-	-	-	-	-	-	-	-	-	-	-	-	-	-	-	-
	Imidacloprid	µg/L				-	-	-	<0.01	<0.01	<0.01	<0.01	-	-	-	-	-	-	-	-	-	-	-	-
	Permethrin	µg/L	0.01		0.001[#3]	-	-	-	<0.01	<0.01	<0.02	<0.01	-	-	-	-	-	-	-	-	-	-	-	-
	Permethrin II	µg/L	0.01			-	-	-	<0.01	<0.01	<0.02	<0.01	-	-	-	-	-	-	-	-	-	-	-	-
	Permethrin II (Filtered)	µg/L	0.01			-	<0.01	<0.01	-	-	-	-	-	-	-	-	-	-	-	-	-	-	-	-
	Phorate	µg/L	0.01			-	-	-	<0.01	<0.01	<0.01	<0.01	-	-	-	-	-	-	-	-	-	-	-	-
	Phorate (Filtered)	µg/L	0.01			-	<0.01	<0.01	-	-	-	-	-	-	-	-	-	-	-	-	-	-	-	-
	Phosmet	µg/L				-	-	-	<0.05	<0.05	<0.05	<0.05	-	-	-	-	-	-	-	-	-	-	-	-
	Lenacil	µg/L				-	-	-	<0.03	<0.03	<0.03	<0.03	-	-	-	-	-	-	-	-	-	-	-	-
	Picloram	µg/L				-	-	-	<0.02	<0.02	<0.02	<0.02	-	-	-	-	-	-	-	-	-	-	-	-
	Picloram (Filtered)	µg/L	0.02			-	<0.02	<0.02	-	-	-	-	-	-	-	-	-	-	-	-	-	-	-	-
	Picoxystrobin	µg/L				-	-	-	<0.01	<0.01	<0.01	<0.01	-	-	-	-	-	-	-	-	-	-	-	-
	Pirimicarb	µg/L			1[#3]	-	-	-	<0.01	<0.01	<0.01	<0.01	-	-	-	-	-	-	-	-	-	-	-	-
	Pirimiphos-methyl	µg/L	0.01		0.015[#3]	-	-	-	<0.01	<0.01	<0.01	<0.01	-	-	-	-	-	-	-	-	-	-	-	-
	Pirimiphos-methyl (Filtered)	µg/L	0.01		0.015[#3]	-	<0.01	<0.02	-	-	-	-	-	-	-	-	-	-	-	-	-	-	-	-
	Pirimphos-ethyl	µg/L				-	-	-	<0.02	<0.02	<0.02	<0.02	-	-	-	-	-	-	-	-	-	-	-	-
	Pirimphos-ethyl (Filtered)	µg/L	0.01			-	<0.01	<0.01	-	-	-	-	-	-	-	-	-	-	-	-	-	-	-	-
	Prochloraz	µg/L			4[#3]	-	-	-	<0.02	<0.02	<0.02	<0.02	-	-	-	-	-	-	-	-	-	-	-	-
	Profenofos	µg/L				-	-	-	<0.01	<0.01	<0.01	<0.01	-	-	-	-	-	-	-	-	-	-	-	-
	Promecarb	µg/L				-	-	-	<0.01	<0.01	<0.01	<0.01	-	-	-	-	-	-	-	-	-	-	-	-
	Prometon	µg/L				-	-	-	<0.02	<0.02	<0.02	<0.02	-	-	-	-	-	-	-	-	-	-	-	-
	Prometon (Filtered)	µg/L	0.02			-	-	<0.02	-	-	-	-	-	-	-	-	-	-	-	-	-	-	-	-

					Investigation Phase	GI	GI	GI	LTM	LTM	LTM	LTM	LTM	GI	GI	GI	GI	GI	LTM	LTM	LTM	LTM	LTM
					Location_Code	WS08028	WS08028	WS08028	WS08028	WS08028	WS08028	WS08028	WS08028	WS09013	WS09013	WS09013	WS09013	WS09013	WS09013	WS09013	WS09013	WS09013	WS09013
					Sampled_Date	07/11/2019	25/11/2019	16/01/2020	03/04/2020	15/04/2020	13/05/2020	25/06/2020	22/09/2020	07/11/2019	25/11/2019	15/01/2020	25/02/2020	10/03/2020	07/04/2020	22/04/2020	13/05/2020	13/05/2020	24/06/2020
					Sample_Depth	2.73	2.79	2.46	4	4	4	4	3.38	1.67	1.61	1.28	2	2	2	2	2.5	2.5	3
Chem_Group	**ChemName**	**output unit**	**EQL**	**UK Drinking Water Standards**	**UK Freshwater EQS**																		
	Prometryn	µg/L	0.01			-	-	-	<0.01	<0.01	<0.01	<0.01	-	-	-	-	-	-	-	-	-	-	-
	Prometryn (Filtered)	µg/L	0.02			-	<0.1	<0.02	-	-	-	-	-	-	-	-	-	-	-	-	-	-	-
	Pronamide	µg/L	0.01		100[#3]	-	-	-	<0.01	<0.01	<0.01	<0.01	-	-	-	-	-	-	-	-	-	-	-
	Pronamide (Filtered)	µg/L	0.01		100[#3]	-	<0.01	<0.01	-	-	-	-	-	-	-	-	-	-	-	-	-	-	-
	Propanil	µg/L				-	-	-	<0.03	<0.03	<0.03	<0.03	-	-	-	-	-	-	-	-	-	-	-
	Propazine	µg/L	0.01			-	-	-	<0.01	<0.01	<0.01	<0.01	-	-	-	-	-	-	-	-	-	-	-
	Propazine (Filtered)	µg/L	0.02			-	<0.1	<0.02	-	-	-	-	-	-	-	-	-	-	-	-	-	-	-
	Propham	µg/L				-	-	-	<0.05	<0.05	<0.05	<0.05	-	-	-	-	-	-	-	-	-	-	-
	Propiconazole	µg/L				-	-	-	<0.01	<0.01	<0.01	<0.01	-	-	-	-	-	-	-	-	-	-	-
	Propoxycarbazone-sodium	µg/L				-	-	-	<0.01	<0.01	<0.01	<0.01	-	-	-	-	-	-	-	-	-	-	-
	Pursuit	µg/L				-	-	-	<0.01	<0.01	<0.01	<0.01	-	-	-	-	-	-	-	-	-	-	-
	Pyriproxyfen	µg/L				-	-	-	<0.03	<0.03	<0.03	<0.03	-	-	-	-	-	-	-	-	-	-	-
	Quinclorac	µg/L				-	-	-	<0.02	<0.02	<0.02	<0.02	-	-	-	-	-	-	-	-	-	-	-
	Quinoxyfen	µg/L				-	-	-	<0.04	<0.04	<0.04	<0.04	-	-	-	-	-	-	-	-	-	-	-
	Ronnel (Filtered)	µg/L	0.01		0.03[#3]	-	<0.01	<0.01	-	-	-	-	-	-	-	-	-	-	-	-	-	-	-
	Savey	µg/L				-	-	-	<0.02	<0.02	<0.02	<0.02	-	-	-	-	-	-	-	-	-	-	-
	Sethoxydim	µg/L				-	-	-	<0.02	<0.02	<0.02	<0.02	-	-	-	-	-	-	-	-	-	-	-
	Simazine	µg/L	0.01		1[#2]	-	-	-	<0.01	<0.01	<0.01	<0.01	-	-	-	-	-	-	-	-	-	-	-
	Simazine (Filtered)	µg/L	0.02		1[#2]	-	<0.1	<0.02	-	-	-	-	-	-	-	-	-	-	-	-	-	-	-
	Tebuthiuron	µg/L				-	-	-	<0.02	<0.02	<0.02	<0.02	-	-	-	-	-	-	-	-	-	-	-
	Tebuthiuron (Filtered)	µg/L	10			-	<10	-	-	-	-	-	-	-	-	-	-	-	-	-	-	-	-
	Terbutryn	µg/L	0.01			-	-	-	<0.01	<0.01	<0.01	<0.01	-	-	-	-	-	-	-	-	-	-	-
	Terbutryn (Filtered)	µg/L	0.02			-	<0.1	<0.02	-	-	-	-	-	-	-	-	-	-	-	-	-	-	-
	Terbutylazine	µg/L				-	-	-	<0.01	<0.01	<0.01	<0.01	-	-	-	-	-	-	-	-	-	-	-
	Terbutylazine (Filtered)	µg/L	0.02			-	<0.02	<0.02	-	-	-	-	-	-	-	-	-	-	-	-	-	-	-
	Phosalone	µg/L	0.01			-	-	-	<0.01	<0.01	<0.01	<0.01	-	-	-	-	-	-	-	-	-	-	-
	Phosalone (Filtered)	µg/L	0.01			-	<0.01	<0.02	-	-	-	-	-	-	-	-	-	-	-	-	-	-	-
	Phosphamidon	µg/L	0.01			-	-	-	<0.01	<0.01	<0.01	<0.01	-	-	-	-	-	-	-	-	-	-	-
	Phosphamidon (Filtered)	µg/L	0.01			-	<0.01	-	-	-	-	-	-	-	-	-	-	-	-	-	-	-	-
	Thiobencarb	µg/L				-	-	-	<0.01	<0.01	<0.01	<0.01	-	-	-	-	-	-	-	-	-	-	-
	Thiophanate-methyl	µg/L				-	-	-	<0.03	<0.03	<0.03	<0.03	-	-	-	-	-	-	-	-	-	-	-
	Triadimefon	µg/L	0.01			-	-	-	<0.01	<0.01	<0.01	<0.01	-	-	-	-	-	-	-	-	-	-	-
	Triadimefon (Filtered)	µg/L	0.01			-	<0.01	<0.02	-	-	-	-	-	-	-	-	-	-	-	-	-	-	-
	Triadimenol	µg/L				-	-	-	<0.01	<0.01	<0.01	<0.01	-	-	-	-	-	-	-	-	-	-	-
	Triallate	µg/L	0.01		0.25[#3]	-	-	-	<0.01	<0.01	<0.01	<0.01	-	-	-	-	-	-	-	-	-	-	-
	Triallate (Filtered)	µg/L	0.01		0.25[#3]	-	<0.01	<0.01	-	-	-	-	-	-	-	-	-	-	-	-	-	-	-
	Triasulfuron	µg/L				-	-	-	<0.02	<0.02	<0.02	<0.02	-	-	-	-	-	-	-	-	-	-	-
	Tributyl phosphate (Filtered)	µg/L	0.01		50[#3]	-	<0.01	<0.01	-	-	-	-	-	-	-	-	-	-	-	-	-	-	-
	Triclopyr	µg/L				-	-	-	<0.03	<0.03	<0.03	<0.03	-	-	-	-	-	-	-	-	-	-	-
	Triclopyr (Filtered)	µg/L	0.02			-	<0.02	<0.02	-	-	-	-	-	-	-	-	-	-	-	-	-	-	-
	Triclosan	µg/L				-	-	-	<0.15	<0.05	<0.05	<0.05	-	-	-	-	-	-	-	-	-	-	-
	Trifluralin	µg/L	0.01		0.03[#2]	-	-	-	<0.01	<0.01	<0.01	<0.01	-	-	-	-	-	-	-	-	-	-	-
	Trifluralin (Filtered)	µg/L	0.01		0.03[#2]	-	<0.01	<0.02	-	-	-	-	-	-	-	-	-	-	-	-	-	-	-
	Tebuconazole	µg/L				-	-	-	<0.01	<0.01	<0.01	<0.01	-	-	-	-	-	-	-	-	-	-	-
	Telodrin	µg/L	0.01			-	-	-	<0.01	<0.01	<0.01	<0.01	-	-	-	-	-	-	-	-	-	-	-
	Telodrin (Filtered)	µg/L	0.01			-	<0.01	<0.01	-	-	-	-	-	-	-	-	-	-	-	-	-	-	-
	Triazophos	µg/L	0.01		0.005[#3]	-	-	-	<0.01	<0.01	<0.02	<0.01	-	-	-	-	-	-	-	-	-	-	-
	Triazophos (Filtered)	µg/L	0.01		0.005[#3]	-	<0.01	<0.02	-	-	-	-	-	-	-	-	-	-	-	-	-	-	-
	Tricyclazole	µg/L				-	-	-	<0.01	<0.01	<0.01	<0.01	-	-	-	-	-	-	-	-	-	-	-
Surrogate	Surrogate Value	%				-	-	-	94.9	84.3	95	95.8	-	-	-	-	-	-	-	-	-	-	-
SVOC TIC	SVOC TICS - Detect	Detect				-	-	-	-	-	-	-	-	-	-	-	-	-	-	-	-	-	-
	SVOC Tentatively Identified Compounds	µg/L	10			-	-	-	-	-	-	-	-	-	-	-	-	-	-	-	-	-	-
	SVOC Tentatively Identified Compounds (Filtered)	µg/L	1			-	0	-	-	-	-	-	-	-	-	-	-	-	-	-	-	-	-
VOC TIC	VOC TICs - Detect	Detect				-	-	-	-	-	-	-	-	-	-	-	-	-	-	-	-	-	-
	VOC Tentatively Identified Compounds	µg/l	10			-	-	-	-	-	-	-	-	-	-	-	-	-	-	-	-	-	-
	VOC Tentatively Identified Compounds (Filtered)	µg/l	1			-	0	-	-	-	-	-	-	-	-	-	-	-	-	-	-	-	-
Other	Biochemical Oxygen Demand (5-day test)	µg/L	1000			-	-	-	-	-	-	-	-	-	-	-	-	-	-	-	-	-	-
	Redox	mV				-	-	-	153	172	167	136	-	-	-	-	-	-	-	-	-	-	-
	Conductivity @ 20oC	µS/cm	5			-	-	-	1030	1040	1080	1050	1020	-	-	-	1670	1680	1680	1550	1590	1600	1180
	Conductivity @ 20oC (Filtered)	µS/cm	10			1084	-	1053	-	-	-	-	-	1389	-	1703	-	-	-	-	-	-	-
	Biological Oxygen Demand	mg/L	1			-	-	-	<1	<1	<1	<1	-	-	-	-	<1	<1	<1	<1	<1	<1	<1
	Biological Oxygen Demand (Filtered)	mg/L	1			-	<1	3	-	-	-	-	-	-	<1	<1	-	-	-	-	-	-	-
	Chemical Oxygen Demand	mg/L	5			-	-	-	13.7	7.19	<7	<7	-	-	-	-	26.4	35.8	50.5	34.6	31.4	29.3	85.9
	Chemical Oxygen Demand (Filtered)	mg/L	5			<5	-	20	-	-	-	-	-	15	-	38	-	-	-	-	-	-	-
	Dissolved Organic Carbon	µg/L	200			-	-	-	-	-	-	-	-	-	-	-	-	-	-	-	-	-	-
	Dissolved Organic Carbon (Filtered)	µg/L	200			4100	-	900	<3000	<3000	<3000	3510	3600	9300	-	9200	13,200	15,400	12,100	12,200	11,100	11,300	5550
	pH (Lab)	pH_Units	0.01	6.5-9.5[#1]	6-9(MAC)[#38]	-	-	-	7.55	7.36	7.31	7.6	7.29	-	-	-	7.8	7.51	7.38	7.15	7.2	7.2	7.32
	pH (Lab) (Filtered)	pH_Units	0.01	6.5-9.5[#1]	6-9(MAC)[#38]	7.43	-	7.77	-	-	-	-	-	7.74	-	7.44	-	-	-	-	-	-	-

					Investigation Phase	LTM	GI	GI	GI	GI	LTM	LTM	LTM	LTM	LTM	GI	GI	GI	LTM	LTM	LTM	LTM	LTM
					Location_Code	WS09013	WS10006	WS10006	WS10006	WS10006	WS10006	WS10006	WS10006	WS10006	WS10006	WS11002	WS11002	WS11002	WS11002	WS11002	WS11002	WS11002	WS11002
					Sampled_Date	11/09/2020	31/10/2019	06/11/2019	15/01/2020	04/03/2020	07/04/2020	21/04/2020	21/05/2020	03/07/2020	15/09/2020	31/10/2019	06/11/2019	14/01/2020	02/03/2020	07/04/2020	23/04/2020	23/04/2020	19/05/2020
					Sample_Depth	3.03	0.82	0.77	0.63	1.5	2	2	2	1.47	1.53	1.46	1.41	0.85	2	2	2	2	2
Chem_Group	**ChemName**	**output unit**	**EQL**	**UK Drinking Water Standards**	**UK Freshwater EQS**																	
Metals	Antimony	µg/L	4	5[#1]		-	-	-	-	<4	-	-	-	-	-	-	-	-	<4	-	-	-	-
	Arsenic	µg/L	1	10[#1]	50[#2]	16.5	2	-	3	<2	<2	<2	<2	<2	<2	<1	-	1	<2	<2	<2	<2	<2
	Arsenic (Filtered)	µg/L	0.5	10[#1]	50[#2]	0.535	1	-	<1	1.75	1.19	1.31	1.41	1.63	1.64	<1	-	<1	0.612	0.65	0.741	0.741 -	0.858
	Boron	µg/L	10	1000[#1]	2000[#3]	202	72	-	57	59.7	45.8	59.2	75.8	75.9	76.8	183	-	164	158	137	148	147 - 148	163
	Boron (Filtered)	µg/L	10	1000[#1]	2000[#3]	-	66	-	-	51.1	-	-	-	-	-	204	-	-	158	-	-	-	-
	Cadmium	µg/L	0.05	5[#1]	0.08[#4]	<0.5	0.29 - 0.3	-	0.23	<0.5	<0.5	<0.5	<0.5	<0.5	<0.5	1.3 - 1.32	-	1.28	1.49	1.45	1.37	1.37 - 1.39	1.31
	Cadmium (Filtered)	µg/L	0.05	5[#1]	0.08[#4]	<0.08	0.3 - 0.32	-	<0.05	0.17	0.124	0.126	0.116	0.112	0.105	1.5 - 1.51	-	1.26	1.44	1.44	1.32	1.32 - 1.36	1.34
	Chromium (hexavalent)	µg/L	10		3.4[#5]	-	-	-	-	-	-	-	-	-	-	-	-	-	-	-	-	-	-
	Chromium (hexavalent) (Filtered)	µg/L	3		3.4[#5]	<3	<10	-	<10	<3	<3	<3	<3	<3	<3	<10	-	<10	<3	<3	<3	<3	<3
	Chromium	µg/L	1	50[#1]	3.4[#6]	13	1	-	2	<3	<3	<3	<3	<3	<3	5	-	5	4.54	4.52	4.39	4.39 - 4.53	4.94
	Chromium (Filtered)	µg/L	1	50[#1]	3.4[#6]	1.08	<1	-	<1	<1	<1	<1	<1	<1	<1	5	-	15	3.61	4.17	3.7	3.7 - 4.55	5.2
	Chromium (Trivalent)	µg/L	10		4.7[#5]	-	-	-	-	-	-	-	-	-	-	-	-	-	-	-	-	-	-
	Chromium (Trivalent) (Filtered)	µg/L	3		4.7[#5]	<3	<10	-	<10	<3	<3	<3	<3	<3	<3	<10	-	20	3.61	4.17	3.7	3.7 - 4.55	5.2
	Cobalt	µg/L	1		3[#7]	-	-	-	-	-	-	-	-	-	-	-	-	-	-	-	-	-	-
	Cobalt (Filtered)	µg/L	0.5		3[#7]	<0.5	7	-	<1	1.82	2.2	1.92	2.3	4.3	4.21	51	-	50	53.7	52.8	49.5	49.5 - 50.2	49
	Copper	µg/L	1	2000[#1]	1(bio)[#8]	4.74	5	-	9	4.28	5.05	5.27	4.57	5.18	4.39	12	-	13	11	11	11.6	11.5 - 11.6	13.2
	Copper (Filtered)	µg/L	0.3	2000[#1]	1(bio)[#8]	1.2	6	-	5	3.95	-	4.45	3.91	4.59	4.93	12	-	10	10.6	-	10.8	10.8 - 11.1	12.3
	Iron	µg/L	10	200[#1]	1000[#2]	-	-	-	-	-	-	-	-	-	-	-	-	-	-	-	-	-	-
	Iron (Filtered)	µg/L	10	200[#1]	1000[#2]	<19	<10	-	<10	28.7	<19	<19	26.6	<19	<19	462	-	110	110	95.3	129	129 - 144	258
	Lead	µg/L	1	10[#1]	1.2(bio)[#8]	-	-	-	-	-	-	-	-	-	-	-	-	-	-	-	-	-	-
	Lead (Filtered)	µg/L	0.2	10[#1]	1.2(bio)[#8]	<0.2	<1	-	<1	0.391	0.363	<0.2	0.224	<0.2	<0.2	<1	-	<1	0.472	0.486	0.631	0.631 -	1.38
	Manganese	µg/L	1	50[#1]	123(bio)[#9]	283	66	-	125	65.1	106	92.1	103	129	97.1	782	-	710	610	621	555	555 - 565	558
	Manganese (Filtered)	µg/L	1	50[#1]	123(bio)[#9]	<3	57	-	31	61	83.4	79.1	95.9	114	102	619	-	697	622	541	490	490 - 512	512
	Mercury	µg/L	0.02	1[#1]	0.07(MAC)[#10]	<0.02	<0.05	-	<0.05	<0.02	<0.02	<0.02	<0.02	<0.02	<0.02	<0.05	-	<0.05	<0.02	<0.02	<0.02	<0.02	<0.02
	Mercury (Filtered)	µg/L	0.01	1[#1]	0.07(MAC)[#10]	<0.01	<0.05	-	<0.05	<0.01	<0.01	<0.01	<0.01	<0.01	<0.01	<0.05	-	<0.05	<0.01	<0.01	<0.01	<0.01	<0.01
	Molybdenum	µg/L	9	70[#11]		-	-	-	-	<9	-	-	-	-	-	-	-	-	<9	-	-	-	-
	Nickel	µg/L	1	20[#1]	4(bio)[#8]	11.9	78	-	37	19.8	19.4	19.2	15.2	17.2	14.8	76	-	80	82	82.3	79.6	79.6 - 80.2	74.7
	Nickel (Filtered)	µg/L	0.4	20[#1]	4(bio)[#8]	1.1	70	-	33	17.7	17.2	19.2	14.8	14.7	16	77	-	75	81	79.4	74	74 - 76.5	73.6
	Selenium	µg/L	1	10[#1]		14.4	<1	-	<1	<1	1.15	<1	<1	<1	<1	1	-	1	1.52	1.38	1.3	1.3 - 1.63	1.18
	Selenium (Filtered)	µg/L	1	10[#1]		-	1	-	-	1.07	-	-	-	-	-	2	-	-	1.72	-	-	-	-
	Vanadium	µg/L	5		20[#12]	-	-	-	-	<5	-	-	-	-	-	-	-	-	<5	-	-	-	-
	Zinc	µg/L	1	3000[#13]	10.9(bio)[#8]	19.7	15	-	16	6.4	6.21	7.29	5.19	<5	<5	101	-	94	114	20	104	104 - 106	102
	Zinc (Filtered)	µg/L	1	3000[#13]	10.9(bio)[#8]	-	6	-	-	5.21	-	-	-	-	-	96	-	-	105	-	-	-	-
Inorganics	Alkalinity (Carbonate as CaCO3) (Filtered)	mg/L	15			-	-	-	-	-	-	-	-	-	-	-	-	-	-	-	-	-	-
	Total Hardness	mg/l	0.35			608	-	-	-	779	724	692	681	680	706	-	-	-	224	225	217	217 - 219	200
	Total Hardness (Filtered)	mg/l	2			-	922	-	926	-	-	-	-	-	-	219	-	232	-	-	-	-	-
	Alkalinity (Bicarbonate as CaCO3)	mg/L	2			300	-	-	-	390	390	396	377	380	389	-	-	-	7	7.5	-	4.5 - 5	<2
	Alkalinity (Bicarbonate as CaCO3) (Filtered)	mg/L	15			-	455	-	395	-	-	-	-	-	-	15	-	30	-	-	-	-	-
	Alkalinity (Bicarbonate) as HCO3	mg/L	2			366	-	-	-	476	476	483	460	464	474	-	-	-	8.54	9.15	5.49	5.49 - 6.1	<2
	Alkalinity (total) as CaCO3	mg/L	2			300	-	-	-	-	390	396	377	380	389	-	-	-	-	7.5	4.5	5	<2
	Alkalinity (total) as CaCO3 (Filtered)	mg/L	15			-	369	-	346 - 395	-	-	-	-	-	-	<20	-	29 - 30	-	-	-	-	-
	Ammonia as N (Filtered)	mg/L	0.000036		0.6[#14]	-	-	-	-	-	-	-	-	-	-	-	-	-	-	-	-	-	-
	Ammoniacal Nitrogen as N	mg/L	0.02		0.6[#14]	-	-	-	-	-	-	-	-	-	-	-	-	-	-	-	-	-	-
	Ammoniacal Nitrogen as N (Filtered)	mg/L	0.01		0.6[#14]	-	0.32	-	0.04	0.0307	0.106	0.0933	0.095	0.0214	-	0.78	-	0.63	0.787	0.516	0.621	0.621 - 1.11	0.928
	Ammoniacal Nitrogen as NH3 (Filtered)	mg/L	0.01			-	-	-	-	-	-	-	-	-	-	-	-	-	-	-	-	-	-
	Calcium	mg/L	1			-	-	-	-	-	-	-	-	-	-	-	-	-	-	-	-	-	-
	Calcium (Filtered)	mg/L	0.2			213	357	-	359	260	274	264	277	257	268	81	-	86	83.9	80.7	76.3	75.9 - 76.3	76
	Chloride	mg/L	1	250[#1]	250[#3]	-	-	-	-	-	-	-	-	-	-	-	-	-	-	-	-	-	-
	Chloride (Filtered)	mg/L	1	250[#1]	250[#3]	69.7	82	-	70	70.2	59.9	62.9	61.9	65.5	68.3	75	-	69	73	65.2	65.7	65.1 - 65.7	64.6
	Cyanide (Free)	µg/L	5	50[#1]	1[#2]	-	-	-	-	-	-	-	-	-	-	-	-	-	-	-	-	-	-
	Cyanide (Free) (Filtered)	µg/L	2.5	50[#1]	1[#2]	<2.5	<5	-	<5	<2.5	<2.5	<2.5	<2.5	<2.5	<2.5	<5	-	<5	<2.5	<2.5	<2.5	<2.5	<2.5
	Cyanide Total	µg/L	5	50[#1]	1[#2]	-	-	-	-	-	-	-	-	-	-	-	-	-	-	-	-	-	-
	Cyanide Total (Filtered)	µg/L	5	50[#1]	1[#2]	<5	<5	-	<5	<5	<5	<5	<5	<5	<5	<5	-	<5	<5	<5	<5	<5	<5
	cyanides-complex (Filtered)	µg/L	5	50[#1]	1[#2]	<5	-	-	-	<5	<5	<5	<5	<5	<5	-	-	-	<5	<5	<5	<5	<5
	Fluoride	µg/L	100	1500[#1]	1000[#15]	-	-	-	-	-	-	-	-	-	-	-	-	-	-	-	-	-	-
	Fluoride (Filtered)	µg/L	100	1500[#1]	1000[#15]	-	350	-	250	<500	<500	<500	502	558	-	190	-	180	<500	<500	<500	<500	<500
	Magnesium	mg/L	1			-	-	-	-	-	-	-	-	-	-	-	-	-	-	-	-	-	-
	Magnesium (Filtered)	mg/L	0.036			8.98	7	-	7	6.01	5.99	5.83	6.18	5.38	5.74	4	-	4	4.67	4.16	3.6	3.6 - 3.68	4.13
	Nitrate (as N) (Filtered)	mg/L	0.022			-	-	-	17.944	-	-	-	-	-	-	-	-	3.515	-	-	-	-	-
	Nitrate (as NO3-)	mg/L	0.1	50(NO3)[#16]		-	-	-	-	-	-	-	-	-	-	-	-	-	-	-	-	-	-
	Nitrate (as NO3-) (Filtered)	mg/L	0.1	50(NO3)[#16]		159	61	-	-	49.2	43	49.1	37.9	34.4	20	75.7	-	-	52	41.6	42.8	41.5 - 42.8	32.1
	Phosphorus	µg/L	20			-	-	-	61	<20	26.1	27.1	28.8	28.2	-	-	-	52	28.8	27.9	20.4	20.4 - 28.6	41.9
	Phosphorus (Filtered)	µg/L	10			-	-	-	<20	<10	<10	<10	<10	<10	-	-	-	<20	13.3	18.5	21.1	21.1 - 35.7	14.6
	Potassium	mg/L	1.2			-	-	-	-	-	-	-	-	-	-	-	-	-	-	-	-	-	-
	Potassium (Filtered)	mg/L	0.2			3.3	2	-	<1	1.47	1.55	1.71	2.18	1.82	1.99	4	-	3	3.53	3.16	3.01	3.01 - 3.12	3.44
	Sodium	mg/L	1	200[#1]		-	-	-	-	-	-	-	-	-	-	-	-	-	-	-	-	-	-
	Sodium (Filtered)	mg/L	0.076	200[#1]		38.4	26.7 - 27	-	28	24.2	22.8	22.8	24.2	21	22.7	22 - 22.3	-	22	19.6	17.6	15.8	15.8 - 16.2	18.3
	Sulphate	mg/L	1	250(SO4)[#17]	400[#3]	-	-	-	-	-	-	-	-	-	-	-	-	-	-	-	-	-	-
	Sulphate (Filtered)	mg/L	1	250(SO4)[#17]	400[#3]	135	351	-	326	266	244	269	212	222	241	133	-	142	134	124	126	126 - 127	125
PAH	Naphthalene	µg/L	0.01		2[#2]	<0.02	-	-	-	<0.01	<0.01	<0.01	<0.01	<0.02	<0.01	-	-	-	<0.01	<0.01	<0.01	<0.01	0.0145
	Naphthalene (Filtered)	µg/L	0.01		2[#2]	-	<0.01	-	0.27	-	-	-	-	-	-	<0.01	-	<0.01	-	-	-	-	-
	Acenaphthene	µg/L	0.005		No UK EQS	<0.01	-	-	-	<0.005	<0.005	<0.005	<0.005	<0.01	<0.005	-	-	-	<0.005	<0.005	<0.005	<0.005	<0.005
	Acenaphthene (Filtered)	µg/L	0.01		No UK EQS	-	<0.01	-	<0.01	-	-	-	-	-	-	<0.01	-	<0.01	-	-	-	-	-
	Acenaphthylene	µg/L	0.005		No UK EQS	<0.01	-	-	-	<0.005	<0.005	<0.005	<0.005	<0.01	<0.005	-	-	-	<0.005	<0.005	<0.005	<0.005	<0.005
	Acenaphthylene (Filtered)	µg/L	0.01		No UK EQS	-	<0.01	-	0.01	-	-	-	-	-	-	<0.01	-	<0.01	-	-	-	-	-
	Fluoranthene	µg/L	0.005		0.0063[#2]	<0.01	-	-	-	<0.005	<0.005	<0.005	<0.005	<0.01	<0.005	-	-	-	<0.005	<0.005	<0.005	<0.005	<0.005
	Fluoranthene (Filtered)	µg/L	0.01		0.0063[#2]	-	<0.01	-	0.02	-	-	-	-	-	-	<0.01	-	<0.01	-	-	-	-	-
	Anthracene	µg/L	0.005		0.1[#2]	<0.01	-	-	-	<0.005	<0.005	<0.005	<0.005	<0.01	<0.005	-	-	-	<0.005	<0.005	<0.005	<0.005	<0.005
	Anthracene (Filtered)	µg/L	0.01		0.1[#2]	-	<0.01	-	<0.01	-	-	-	-	-	-	<0.01	-	<0.01	-	-	-	-	-
	Phenanthrene	µg/L	0.005		No UK EQS	<0.01	-	-	-	<0.005	<0.005	<0.005	<0.005	<0.01	<0.005	-	-	-	<0.005	<0.005	<0.005	<0.005	<0.005
	Phenanthrene (Filtered)	µg/L	0.01		No UK EQS	-	<0.01	-	0.01	-	-	-	-	-	-	<0.01	-	<0.01	-	-	-	-	-

					Investigation Phase	LTM	GI	GI	GI	GI	LTM	LTM	LTM	LTM	LTM	GI	GI	GI	LTM	LTM	LTM	LTM	LTM
					Location_Code	WS09013	WS10006	WS10006	WS10006	WS10006	WS10006	WS10006	WS10006	WS10006	WS10006	WS11002	WS11002	WS11002	WS11002	WS11002	WS11002	WS11002	WS11002
					Sampled_Date	11/09/2020	31/10/2019	06/11/2019	15/01/2020	04/03/2020	07/04/2020	21/04/2020	21/05/2020	03/07/2020	15/09/2020	31/10/2019	06/11/2019	14/01/2020	02/03/2020	07/04/2020	23/04/2020	23/04/2020	19/05/2020
					Sample_Depth	3.03	0.82	0.77	0.63	1.5	2	2	2	1.47	1.53	1.46	1.41	0.85	2	2	2	2	2
Chem_Group	**ChemName**	**output unit**	**EQL**	**UK Drinking Water Standards**	**UK Freshwater EQS**																	
	Fluorene	µg/L	0.005		No UK EQS	<0.01	-	-	-	<0.005	<0.005	<0.005	<0.005	<0.01	<0.005	-	-	-	<0.005	<0.005	<0.005	<0.005	<0.005
	Fluorene (Filtered)	µg/L	0.01		No UK EQS	-	<0.01	-	<0.01	-	-	-	-	-	-	<0.01	-	<0.01	-	-	-	-	-
	Chrysene	µg/L	0.005		No UK EQS	<0.01	-	-	-	<0.005	<0.005	<0.005	<0.005	<0.01	<0.005	-	-	-	<0.005	<0.005	<0.005	<0.005	<0.005
	Chrysene (Filtered)	µg/L	0.01		No UK EQS	-	<0.01	-	0.01	-	-	-	-	-	-	<0.01	-	<0.01	-	-	-	-	-
	Pyrene	µg/L	0.005		No UK EQS	<0.01	-	-	-	<0.005	<0.005	<0.005	<0.005	<0.01	<0.005	-	-	-	<0.005	<0.005	<0.005	<0.005	<0.005
	Pyrene (Filtered)	µg/L	0.01		No UK EQS	-	<0.01	-	0.02	-	-	-	-	-	-	<0.01	-	<0.01	-	-	-	-	-
	Benzo(a)anthracene	µg/L	0.005		No UK EQS	<0.01	-	-	-	<0.005	<0.005	<0.005	<0.005	<0.01	<0.005	-	-	-	<0.005	<0.005	<0.005	<0.005	<0.005
	Benzo(a)anthracene (Filtered)	µg/L	0.01		No UK EQS	-	<0.01	-	0.01	-	-	-	-	-	-	<0.01	-	<0.01	-	-	-	-	-
	Benzo(b)fluoranthene	µg/L	0.005	0.025[#18]	See BaP[#19]	<0.01	-	-	-	<0.005	<0.005	<0.005	<0.005	<0.01	<0.005	-	-	-	<0.005	<0.005	<0.005	<0.005	<0.005
	Benzo(b)fluoranthene (Filtered)	µg/L	0.01	0.025[#18]	See BaP[#19]	-	<0.01	-	0.01	-	-	-	-	-	-	<0.01	-	<0.01	-	-	-	-	-
	Benzo(k)fluoranthene	µg/L	0.005	0.025[#18]	See BaP[#19]	<0.01	-	-	-	<0.005	<0.005	<0.005	<0.005	<0.01	<0.005	-	-	-	<0.005	<0.005	<0.005	<0.005	<0.005
	Benzo(k)fluoranthene (Filtered)	µg/L	0.01	0.025[#18]	See BaP[#19]	-	<0.01	-	<0.01	-	-	-	-	-	-	<0.01	-	<0.01	-	-	-	-	-
	Benzo(a)pyrene	µg/L	0.002	0.01[#1]	0.00017[#19]	<0.004	-	-	-	<0.002	<0.002	<0.002	<0.002	<0.004	<0.002	-	-	-	<0.002	<0.002	<0.002	<0.002	<0.002
	Benzo(a)pyrene (Filtered)	µg/L	0.01	0.01[#1]	0.00017[#19]	-	<0.01	-	0.01	-	-	-	-	-	-	<0.01	-	<0.01	-	-	-	-	-
	Dibenz(a,h)anthracene	µg/L	0.005		No UK EQS	<0.01	-	-	-	<0.005	<0.005	<0.005	<0.005	<0.01	<0.005	-	-	-	<0.005	<0.005	<0.005	<0.005	<0.005
	Dibenz(a,h)anthracene (Filtered)	µg/L	0.01		No UK EQS	-	<0.01	-	<0.01	-	-	-	-	-	-	<0.01	-	<0.01	-	-	-	-	-
	Benzo(g,h,i)perylene	µg/L	0.005	0.025[#18]	See BaP[#19]	<0.01	-	-	-	<0.005	<0.005	<0.005	<0.005	<0.01	<0.005	-	-	-	<0.005	<0.005	<0.005	<0.005	<0.005
	Benzo(g,h,i)perylene (Filtered)	µg/L	0.01	0.025[#18]	See BaP[#19]	-	<0.01	-	<0.01	-	-	-	-	-	-	<0.01	-	<0.01	-	-	-	-	-
	Indeno(1,2,3-c,d)pyrene	µg/L	0.005	0.025[#18]	See BaP[#19]	<0.01	-	-	-	<0.005	<0.005	<0.005	<0.005	<0.01	<0.005	-	-	-	<0.005	<0.005	<0.005	<0.005	<0.005
	Indeno(1,2,3-c,d)pyrene (Filtered)	µg/L	0.01	0.025[#18]	See BaP[#19]	-	<0.01	-	<0.01	-	-	-	-	-	-	<0.01	-	<0.01	-	-	-	-	-
	PAH 16 Total	µg/L	0.01			<0.164	-	-	-	<0.082	<0.082	<0.082	<0.082	<0.164	<0.082	-	-	-	<0.082	<0.082	<0.082	<0.082	<0.082
	PAH 16 Total (Filtered)	µg/L	0.01			-	<0.01	-	0.37	-	-	-	-	-	-	<0.01	-	<0.01	-	-	-	-	-
TPH CWG	>C5-C6 Aliphatics	µg/L	1	See TPH	See TPH	-	-	-	-	<10	<10	<10	<10	<10	-	-	-	-	<10	<10	<10	<10	<10
	>C5-C6 Aliphatics (Filtered)	µg/L	1	See TPH	See TPH	-	<1	-	<1	-	-	-	-	-	-	<1	-	<1	-	-	-	-	-
	>C6-C8 Aliphatics	µg/L	1	See TPH	See TPH	-	-	-	-	<10	<10	<10	<10	<10	-	-	-	-	<10	<10	<10	<10	<10
	>C6-C8 Aliphatics (Filtered)	µg/L	1	See TPH	See TPH	-	<1	-	<1	-	-	-	-	-	-	<1	-	<1	-	-	-	-	-
	>C8-C10 Aliphatics	µg/L	5	See TPH	See TPH	-	-	-	-	<10	<10	<10	<10	<10	-	-	-	-	<10	<10	<10	<10	<10
	>C8-C10 Aliphatics (Filtered)	µg/L	5	See TPH	See TPH	-	<5	-	<5	-	-	-	-	-	-	<5	-	<5	-	-	-	-	-
	>C10-C12 Aliphatics	µg/L	5	See TPH	See TPH	-	-	-	-	<10	<10	<10	<10	<10	-	-	-	-	<10	<10	<10	<10	<10
	>C10-C12 Aliphatics (Filtered)	µg/L	5	See TPH	See TPH	-	<5	-	<5	-	-	-	-	-	-	<5	-	<5	-	-	-	-	-
	>C12-C16 Aliphatics	µg/L	5	See TPH	See TPH	-	-	-	-	<10	<10	<10	<10	<20	-	-	-	-	<10	<10	<10	<10	<10
	>C12-C16 Aliphatics (Filtered)	µg/L	5	See TPH	See TPH	-	<5	-	<5	-	-	-	-	-	-	<5	-	<5	-	-	-	-	-
	>C16-C21 Aliphatics	µg/L	5	See TPH	See TPH	-	-	-	-	<10	<10	<10	<10	<20	-	-	-	-	<10	<10	<10	<10	<10
	>C16-C21 Aliphatics (Filtered)	µg/L	5	See TPH	See TPH	-	<5	-	<5	-	-	-	-	-	-	<5	-	<5	-	-	-	-	-
	>C21-C35 Aliphatics	µg/L	5	See TPH	See TPH	-	-	-	-	<10	35	<10	<10	<20	-	-	-	-	<10	<10	<10	<10	<10
	>C21-C35 Aliphatics (Filtered)	µg/L	5	See TPH	See TPH	-	<5	-	<5	-	-	-	-	-	-	<5	-	<5	-	-	-	-	-
	>C16-C35 Aliphatics	µg/L	10			-	-	-	-	<10	35	<10	<10	<20	-	-	-	-	<10	<10	<10	<10	<10
	Total >C5-C35 Aliphatics	µg/L	5	See TPH	See TPH	-	-	-	-	-	-	-	-	-	-	-	-	-	-	-	-	-	-
	Total >C5-C35 Aliphatics (Filtered)	µg/L	5	See TPH	See TPH	-	<5	-	<5	-	-	-	-	-	-	<5	-	<5	-	-	-	-	-
	Total Aliphatics >C12-C35	µg/L	10			-	-	-	-	<10	35	<10	<10	<20	-	-	-	-	<10	<10	<10	<10	<10
	>EC5-EC7 Aromatics	µg/L	1	See TPH	See TPH	-	-	-	-	-	-	-	-	-	-	-	-	-	-	-	-	-	-
	>EC5-EC7 Aromatics (Filtered)	µg/L	1	See TPH	See TPH	-	<1	-	<1	-	-	-	-	-	-	<1	-	<1	-	-	-	-	-
	>EC6-EC7 Aromatics	µg/L	10			-	-	-	-	<10	<10	<10	<10	<10	-	-	-	-	<10	<10	<10	<10	<10
	>EC7-EC8 Aromatics	µg/L	1	See TPH	See TPH	-	-	-	-	<10	<10	<10	<10	<10	-	-	-	-	<10	<10	<10	<10	<10
	>EC7-EC8 Aromatics (Filtered)	µg/L	1	See TPH	See TPH	-	<1	-	<1	-	-	-	-	-	-	<1	-	<1	-	-	-	-	-
	>EC8-EC10 Aromatics	µg/L	5	See TPH	See TPH	-	-	-	-	<10	<10	<10	<10	<10	-	-	-	-	<10	<10	<10	<10	<10
	>EC8-EC10 Aromatics (Filtered)	µg/L	5	See TPH	See TPH	-	<5	-	<5	-	-	-	-	-	-	<5	-	<5	-	-	-	-	-
	>EC10-EC12 Aromatics	µg/L	5	See TPH	See TPH	-	-	-	-	<10	<10	<10	<10	<10	-	-	-	-	<10	<10	<10	<10	<10
	>EC10-EC12 Aromatics (Filtered)	µg/L	5	See TPH	See TPH	-	<5	-	<5	-	-	-	-	-	-	<5	-	<5	-	-	-	-	-
	>EC12-EC16 Aromatics	µg/L	5	See TPH	See TPH	-	-	-	-	<10	<10	<10	<10	<20	-	-	-	-	<10	<10	<10	<10	<10
	>EC12-EC16 Aromatics (Filtered)	µg/L	5	See TPH	See TPH	-	<5	-	<5	-	-	-	-	-	-	<5	-	<5	-	-	-	-	-
	>EC16-EC21 Aromatics	µg/L	5	See TPH	See TPH	-	-	-	-	<10	<10	<10	<10	<20	-	-	-	-	<10	<10	<10	<10	<10
	>EC16-EC21 Aromatics (Filtered)	µg/L	5	See TPH	See TPH	-	<5	-	<5	-	-	-	-	-	-	<5	-	<5	-	-	-	-	-
	>EC21-EC35 Aromatics	µg/L	10	See TPH	See TPH	-	-	-	-	<10	<10	<10	<10	<20	-	-	-	-	<10	<10	<10	<10	<10
	>EC21-EC35 Aromatics (Filtered)	µg/L	10	See TPH	See TPH	-	<10	-	<10	-	-	-	-	-	-	<10	-	<10	-	-	-	-	-
	Total Aromatics >EC12-EC35	µg/L	10			-	-	-	-	<10	<10	<10	<10	<20	-	-	-	-	<10	<10	<10	<10	<10
	Total >EC5-EC35 Aromatics	µg/L	10	See TPH	See TPH	-	-	-	-	-	-	-	-	-	-	-	-	-	-	-	-	-	-
	Total >EC5-EC35 Aromatics (Filtered)	µg/L	10	See TPH	See TPH	-	<10	-	<10	-	-	-	-	-	-	<10	-	<10	-	-	-	-	-
	TPH >C5-C35 Aliphatics/Aromatics	µg/L	10	I10[#20]	I50[#21]	-	-	-	-	<10	35	<10	<10	<20	-	-	-	-	<10	<10	<10	<10	<10
	TPH >C5-C35 Aliphatics/Aromatics (Filtered)	µg/L	10	I10[#20]	I50[#21]	-	<10	-	<10	-	-	-	-	-	-	<10	-	<10	-	-	-	-	-
TPH	>C5-C6	µg/L	10			<10	-	-	-	-	-	-	-	-	<10	-	-	-	-	-	-	-	-
	>C6-C7	µg/L	10			<10	-	-	-	-	-	-	-	-	<10	-	-	-	-	-	-	-	-
	>C7-C8	µg/L	10			<10	-	-	-	-	-	-	-	-	<10	-	-	-	-	-	-	-	-
	>C6-C8	µg/L	10			-	-	-	-	-	-	-	-	-	-	-	-	-	-	-	-	-	-
	>C6-C8 (Filtered)	µg/L	10			-	-	-	-	-	-	-	-	-	-	-	-	-	-	-	-	-	-
	>C8-C10	µg/L	5			<10	-	-	-	-	-	-	-	-	<10	-	-	-	-	-	-	-	-
	>C8-C10 (Filtered)	µg/L	5			-	-	-	-	-	-	-	-	-	-	-	-	-	-	-	-	-	-
	>C10-C12	µg/L	5			<10	-	-	-	-	-	-	-	-	<10	-	-	-	-	-	-	-	-
	>C10-C12 (Filtered)	µg/L	5			-	-	-	-	-	-	-	-	-	-	-	-	-	-	-	-	-	-
	>C12-C16	µg/L	10			<200	-	-	-	-	-	-	-	-	<100	-	-	-	-	-	-	-	-
	>C12-C16 (Filtered)	µg/L	10			-	-	-	-	-	-	-	-	-	-	-	-	-	-	-	-	-	-
	>C16-C21	µg/L	20			<200	-	-	-	-	-	-	-	-	<100	-	-	-	-	-	-	-	-
	>C16-C21 (Filtered)	µg/L	20			-	-	-	-	-	-	-	-	-	-	-	-	-	-	-	-	-	-
	>C21-C28	µg/L	100			<200	-	-	-	-	-	-	-	-	<100	-	-	-	-	-	-	-	-
	>C28-C35	µg/L	100			<200	-	-	-	-	-	-	-	-	<100	-	-	-	-	-	-	-	-
	>C21-C40	µg/L	20			-	-	-	-	-	-	-	-	-	-	-	-	-	-	-	-	-	-
	>C21-C40 (Filtered)	µg/L	20			-	-	-	-	-	-	-	-	-	-	-	-	-	-	-	-	-	-
	>C35-C40	µg/L	100			<200	-	-	-	-	-	-	-	-	<100	-	-	-	-	-	-	-	-
	EPH >C10-40	µg/L	100			<200	-	-	-	-	-	-	-	-	<100	-	-	-	-	-	-	-	-
	Total EPH C6-40	µg/L	100			<100	-	-	-	-	-	-	-	-	<100	-	-	-	-	-	-	-	-
	GRO >C5-12	µg/L	50			<50	-	-	-	<50	<50	<50	<50	<50	<50	-	-	-	<50	<50	<50	<50	<50

						Investigation Phase	LTM	GI	GI	GI	GI	LTM	LTM	LTM	LTM	LTM	GI	GI	GI	LTM	LTM	LTM	LTM	LTM
						Location_Code	WS09013	WS10006	WS10006	WS10006	WS10006	WS10006	WS10006	WS10006	WS10006	WS10006	WS11002	WS11002	WS11002	WS11002	WS11002	WS11002	WS11002	WS11002
						Sampled_Date	11/09/2020	31/10/2019	06/11/2019	15/01/2020	04/03/2020	07/04/2020	21/04/2020	21/05/2020	03/07/2020	15/09/2020	31/10/2019	06/11/2019	14/01/2020	02/03/2020	07/04/2020	23/04/2020	23/04/2020	19/05/2020
						Sample_Depth	3.03	0.82	0.77	0.63	1.5	2	2	2	1.47	1.53	1.46	1.41	0.85	2	2	2	2	2
Chem_Group	**ChemName**	**output unit**	**EQL**	**UK Drinking Water Standards**	**UK Freshwater EQS**																			
	Total Petroleum Hydrocarbons	µg/L	10	10[#20]	50[#21]	-	-	-	-	-	-	-	-	-	-	-	-	-	-	-	-	-	-
	Total Petroleum Hydrocarbons (Filtered)	µg/L	10	10[#20]	50[#21]	-	-	-	-	-	-	-	-	-	-	-	-	-	-	-	-	-	-
BTEX and MTBE	Benzene	µg/L	1	1[#1]	10[#2]	<7	-	-	-	<7	<7	<7	<7	<7	<7	-	-	-	<7	<7	<7	<7	<7
	Benzene (Filtered)	µg/L	1	1[#1]	10[#2]	-	<1	-	<1	-	-	-	-	-	-	<1	-	<1	-	-	-	-	-
	Toluene	µg/L	1	700[#22]	74[#2]	<4	-	-	-	<4	<4	<4	<4	<4	<4	-	-	-	<4	<4	<4	<4	<4
	Toluene (Filtered)	µg/L	1	700[#22]	74[#2]	-	<1	-	<1	-	-	-	-	-	-	<1	-	<1	-	-	-	-	-
	Ethylbenzene	µg/L	1	300[#22]	20[#23]	<5	-	-	-	<5	<5	<5	<5	<5	<5	-	-	-	<5	<5	<5	<5	<5
	Ethylbenzene (Filtered)	µg/L	1	300[#22]	20[#23]	-	<1	-	<1	-	-	-	-	-	-	<1	-	<1	-	-	-	-	-
	Xylene (m & p)	µg/L	1	250[#24]	15[#25]	<8	-	-	-	<8	<8	<8	<8	<8	<8	-	-	-	<8	<8	<8	<8	<8
	Xylene (m & p) (Filtered)	µg/L	1	250[#24]	15[#25]	-	<1	-	<1	-	-	-	-	-	-	<1	-	<1	-	-	-	-	-
	Xylene (o)	µg/L	1	250[#24]	15[#25]	<3	-	-	-	<3	<3	<3	<3	<3	<3	-	-	-	<3	<3	<3	<3	<3
	Xylene (o) (Filtered)	µg/L	1	250[#24]	15[#25]	-	<1	-	<1	-	-	-	-	-	-	<1	-	<1	-	-	-	-	-
	Xylene Total	µg/L	2	500[#22]	30[#3]	<11	-	-	-	<11	<11	<11	<11	<11	<11	-	-	-	<11	<11	<11	<11	<11
	MTBE	µg/L	1	15[#26]	15[#27]	<3	-	-	-	<3	<3	<3	<3	<3	<3	-	-	-	<3	<3	<3	<3	<3
	MTBE (Filtered)	µg/L	1	15[#26]	15[#27]	-	<1	-	<1	-	-	-	-	-	-	<1	-	<1	-	-	-	-	-
	Total BTEX	µg/L	28			<28	-	-	-	<28	<28	<28	<28	<28	<28	-	-	-	<28	<28	<28	<28	<28
VOC	Styrene	µg/L	1		50[#3]	-	-	-	-	-	-	-	-	-	-	-	-	-	-	-	-	-	-
	Styrene (Filtered)	µg/L	1		50[#3]	-	-	-	-	-	-	-	-	-	-	-	-	-	-	-	-	-	-
	cis-1,3-dichloropropene	µg/L	1			-	-	-	-	-	-	-	-	-	-	-	-	-	-	-	-	-	-
	cis-1,3-dichloropropene (Filtered)	µg/L	1			-	-	-	-	-	-	-	-	-	-	-	-	-	-	-	-	-	-
	trans-1,3-dichloropropene	µg/L	1			-	-	-	-	-	-	-	-	-	-	-	-	-	-	-	-	-	-
	trans-1,3-dichloropropene (Filtered)	µg/L	1			-	-	-	-	-	-	-	-	-	-	-	-	-	-	-	-	-	-
	1,1,1,2-tetrachloroethane	µg/L	1		70[#28]	-	-	-	-	-	-	-	-	-	-	-	-	-	-	-	-	-	-
	1,1,1,2-tetrachloroethane (Filtered)	µg/L	1		70[#28]	-	-	-	-	-	-	-	-	-	-	-	-	-	-	-	-	-	-
	1,1,1-trichloroethane	µg/L	1	2000[#29]	100[#3]	-	-	-	-	-	-	-	-	-	-	-	-	-	-	-	-	-	-
	1,1,1-trichloroethane (Filtered)	µg/L	1	2000[#29]	100[#3]	-	-	-	-	-	-	-	-	-	-	-	-	-	-	-	-	-	-
	1,1,2,2-tetrachloroethane	µg/L	1		70[#28]	-	-	-	-	-	-	-	-	-	-	-	-	-	-	-	-	-	-
	1,1,2,2-tetrachloroethane (Filtered)	µg/L	1		70[#28]	-	-	-	-	-	-	-	-	-	-	-	-	-	-	-	-	-	-
	1,1,2-trichloroethane	µg/L	1		400[#3]	-	-	-	-	-	-	-	-	-	-	-	-	-	-	-	-	-	-
	1,1,2-trichloroethane (Filtered)	µg/L	1		400[#3]	-	-	-	-	-	-	-	-	-	-	-	-	-	-	-	-	-	-
	1,1-dichloroethane	µg/L	1	2.8[#30]		-	-	-	-	-	-	-	-	-	-	-	-	-	-	-	-	-	-
	1,1-dichloroethane (Filtered)	µg/L	1	2.8[#30]		-	-	-	-	-	-	-	-	-	-	-	-	-	-	-	-	-	-
	1,1-dichloroethene	µg/L	1	140[#31]		-	-	-	-	-	-	-	-	-	-	-	-	-	-	-	-	-	-
	1,1-dichloroethene (Filtered)	µg/L	1	140[#31]		-	-	-	-	-	-	-	-	-	-	-	-	-	-	-	-	-	-
	1,1-dichloropropene	µg/L	1			-	-	-	-	-	-	-	-	-	-	-	-	-	-	-	-	-	-
	1,1-dichloropropene (Filtered)	µg/L	1			-	-	-	-	-	-	-	-	-	-	-	-	-	-	-	-	-	-
	1,2,3-trichloropropane	µg/L	1			-	-	-	-	-	-	-	-	-	-	-	-	-	-	-	-	-	-
	1,2,3-trichloropropane (Filtered)	µg/L	1			-	-	-	-	-	-	-	-	-	-	-	-	-	-	-	-	-	-
	1,2,4-trimethylbenzene	µg/L	1			-	-	-	-	-	-	-	-	-	-	-	-	-	-	-	-	-	-
	1,2,4-trimethylbenzene (Filtered)	µg/L	1			-	-	-	-	-	-	-	-	-	-	-	-	-	-	-	-	-	-
	1,2-dibromo-3-chloropropane	µg/L	1			-	-	-	-	-	-	-	-	-	-	-	-	-	-	-	-	-	-
	1,2-dibromo-3-chloropropane (Filtered)	µg/L	2			-	-	-	-	-	-	-	-	-	-	-	-	-	-	-	-	-	-
	1,2-dibromoethane	µg/L	1			-	-	-	-	-	-	-	-	-	-	-	-	-	-	-	-	-	-
	1,2-dibromoethane (Filtered)	µg/L	1			-	-	-	-	-	-	-	-	-	-	-	-	-	-	-	-	-	-
	1,2-dichloroethane	µg/L	1	3[#1]	10[#2]	-	-	-	-	-	-	-	-	-	-	-	-	-	-	-	-	-	-
	1,2-dichloroethane (Filtered)	µg/L	2	3[#1]	10[#2]	-	-	-	-	-	-	-	-	-	-	-	-	-	-	-	-	-	-
	1,2-dichloropropane	µg/L	1			-	-	-	-	-	-	-	-	-	-	-	-	-	-	-	-	-	-
	1,2-dichloropropane (Filtered)	µg/L	1			-	-	-	-	-	-	-	-	-	-	-	-	-	-	-	-	-	-
	1,3,5-trimethylbenzene	µg/L	1			-	-	-	-	-	-	-	-	-	-	-	-	-	-	-	-	-	-
	1,3,5-trimethylbenzene (Filtered)	µg/L	1			-	-	-	-	-	-	-	-	-	-	-	-	-	-	-	-	-	-
	1,3-dichloropropane	µg/L	1			-	-	-	-	-	-	-	-	-	-	-	-	-	-	-	-	-	-
	1,3-dichloropropane (Filtered)	µg/L	1			-	-	-	-	-	-	-	-	-	-	-	-	-	-	-	-	-	-
	2,2-dichloropropane	µg/L	1			-	-	-	-	-	-	-	-	-	-	-	-	-	-	-	-	-	-
	2,2-dichloropropane (Filtered)	µg/L	1			-	-	-	-	-	-	-	-	-	-	-	-	-	-	-	-	-	-
	2-chlorotoluene	µg/L	1			-	-	-	-	-	-	-	-	-	-	-	-	-	-	-	-	-	-
	2-chlorotoluene (Filtered)	µg/L	1			-	-	-	-	-	-	-	-	-	-	-	-	-	-	-	-	-	-
	4-chlorotoluene	µg/L	1			-	-	-	-	-	-	-	-	-	-	-	-	-	-	-	-	-	-
	4-chlorotoluene (Filtered)	µg/L	1			-	-	-	-	-	-	-	-	-	-	-	-	-	-	-	-	-	-
	Bromobenzene	µg/L	1			-	-	-	-	-	-	-	-	-	-	-	-	-	-	-	-	-	-
	Bromobenzene (Filtered)	µg/L	1			-	-	-	-	-	-	-	-	-	-	-	-	-	-	-	-	-	-
	Bromochloromethane	µg/L	1			-	-	-	-	-	-	-	-	-	-	-	-	-	-	-	-	-	-
	Bromochloromethane (Filtered)	µg/L	5			-	-	-	-	-	-	-	-	-	-	-	-	-	-	-	-	-	-
	Bromodichloromethane	µg/L	1	25[#32]		-	-	-	-	-	-	-	-	-	-	-	-	-	-	-	-	-	-
	Bromodichloromethane (Filtered)	µg/L	10	25[#32]		-	-	-	-	-	-	-	-	-	-	-	-	-	-	-	-	-	-
	Bromoform	µg/L	1	25[#32]		-	-	-	-	-	-	-	-	-	-	-	-	-	-	-	-	-	-
	Bromoform (Filtered)	µg/L	1	25[#32]		-	-	-	-	-	-	-	-	-	-	-	-	-	-	-	-	-	-
	Bromomethane	µg/L	1			-	-	-	-	-	-	-	-	-	-	-	-	-	-	-	-	-	-
	Bromomethane (Filtered)	µg/L	1			-	-	-	-	-	-	-	-	-	-	-	-	-	-	-	-	-	-
	Carbon disulfide	µg/L	1			-	-	-	-	-	-	-	-	-	-	-	-	-	-	-	-	-	-
	Carbon disulfide (Filtered)	µg/L	1			-	-	-	-	-	-	-	-	-	-	-	-	-	-	-	-	-	-
	Carbon tetrachloride	µg/L	1	3[#1]	12[#2]	-	-	-	-	-	-	-	-	-	-	-	-	-	-	-	-	-	-
	Carbon tetrachloride (Filtered)	µg/L	1	3[#1]	12[#2]	-	-	-	-	-	-	-	-	-	-	-	-	-	-	-	-	-	-
	Chlorodibromomethane	µg/L	1	25[#32]		-	-	-	-	-	-	-	-	-	-	-	-	-	-	-	-	-	-
	Chlorodibromomethane (Filtered)	µg/L	3	25[#32]		-	-	-	-	-	-	-	-	-	-	-	-	-	-	-	-	-	-
	Chloroethane	µg/L	1			-	-	-	-	-	-	-	-	-	-	-	-	-	-	-	-	-	-
	Chloroethane (Filtered)	µg/L	1			-	-	-	-	-	-	-	-	-	-	-	-	-	-	-	-	-	-
	Chloroform	µg/L	1	25[#32]	2.5[#2]	-	-	-	-	-	-	-	-	-	-	-	-	-	-	-	-	-	-
	Chloroform (Filtered)	µg/L	1	25[#32]	2.5[#2]	-	-	-	-	-	-	-	-	-	-	-	-	-	-	-	-	-	-
	Chloromethane	µg/L	1			-	-	-	-	-	-	-	-	-	-	-	-	-	-	-	-	-	-
	Chloromethane (Filtered)	µg/L	10			-	-	-	-	-	-	-	-	-	-	-	-	-	-	-	-	-	-
	cis-1,2-dichloroethene	µg/L	1	25[#33]		-	-	-	-	-	-	-	-	-	-	-	-	-	-	-	-	-	-

					Investigation Phase	LTM	GI	GI	GI	GI	LTM	LTM	LTM	LTM	LTM	GI	GI	GI	LTM	LTM	LTM	LTM	LTM
					Location_Code	WS09013	WS10006	WS10006	WS10006	WS10006	WS10006	WS10006	WS10006	WS10006	WS10006	WS11002	WS11002	WS11002	WS11002	WS11002	WS11002	WS11002	WS11002
					Sampled_Date	11/09/2020	31/10/2019	06/11/2019	15/01/2020	04/03/2020	07/04/2020	21/04/2020	21/05/2020	03/07/2020	15/09/2020	31/10/2019	06/11/2019	14/01/2020	02/03/2020	07/04/2020	23/04/2020	23/04/2020	19/05/2020
					Sample_Depth	3.03	0.82	0.77	0.63	1.5	2	2	2	1.47	1.53	1.46	1.41	0.85	2	2	2	2	2
Chem_Group	**ChemName**	**output unit**	**EQL**	**UK Drinking Water Standards**	**UK Freshwater EQS**																		
	cis-1,2-dichloroethene (Filtered)	µg/L	1	25[#33]		-	-	-	-	-	-	-	-	-	-	-	-	-	-	-	-	-	-
	Dibromomethane	µg/L	1			-	-	-	-	-	-	-	-	-	-	-	-	-	-	-	-	-	-
	Dibromomethane (Filtered)	µg/L	1			-	-	-	-	-	-	-	-	-	-	-	-	-	-	-	-	-	-
	Dichlorodifluoromethane	µg/L	1			-	-	-	-	-	-	-	-	-	-	-	-	-	-	-	-	-	-
	Dichlorodifluoromethane (Filtered)	µg/L	1			-	-	-	-	-	-	-	-	-	-	-	-	-	-	-	-	-	-
	Dichloromethane	µg/L	3		20[#2]	-	-	-	-	-	-	-	-	-	-	-	-	-	-	-	-	-	-
	Dichloromethane (Filtered)	µg/L	5		20[#2]	-	-	-	-	-	-	-	-	-	-	-	-	-	-	-	-	-	-
	Isopropylbenzene	µg/L	1			-	-	-	-	-	-	-	-	-	-	-	-	-	-	-	-	-	-
	Isopropylbenzene (Filtered)	µg/L	1			-	-	-	-	-	-	-	-	-	-	-	-	-	-	-	-	-	-
	n-butylbenzene	µg/L	1			-	-	-	-	-	-	-	-	-	-	-	-	-	-	-	-	-	-
	n-butylbenzene (Filtered)	µg/L	1			-	-	-	-	-	-	-	-	-	-	-	-	-	-	-	-	-	-
	n-propylbenzene	µg/L	1			-	-	-	-	-	-	-	-	-	-	-	-	-	-	-	-	-	-
	n-propylbenzene (Filtered)	µg/L	1			-	-	-	-	-	-	-	-	-	-	-	-	-	-	-	-	-	-
	p-isopropyltoluene	µg/L	1			-	-	-	-	-	-	-	-	-	-	-	-	-	-	-	-	-	-
	p-isopropyltoluene (Filtered)	µg/L	1			-	-	-	-	-	-	-	-	-	-	-	-	-	-	-	-	-	-
	sec-butylbenzene	µg/L	1			-	-	-	-	-	-	-	-	-	-	-	-	-	-	-	-	-	-
	sec-butylbenzene (Filtered)	µg/L	1			-	-	-	-	-	-	-	-	-	-	-	-	-	-	-	-	-	-
	Trichloroethene	µg/L	1	5[#34]	10[#2]	-	-	-	-	-	-	-	-	-	-	-	-	-	-	-	-	-	-
	Trichloroethene (Filtered)	µg/L	1	5[#34]	10[#2]	-	-	-	-	-	-	-	-	-	-	-	-	-	-	-	-	-	-
	tert-butylbenzene	µg/L	1			-	-	-	-	-	-	-	-	-	-	-	-	-	-	-	-	-	-
	tert-butylbenzene (Filtered)	µg/L	2			-	-	-	-	-	-	-	-	-	-	-	-	-	-	-	-	-	-
	Tetrachloroethene	µg/L	1	5[#34]	10[#2]	-	-	-	-	-	-	-	-	-	-	-	-	-	-	-	-	-	-
	Tetrachloroethene (Filtered)	µg/L	1	5[#34]	10[#2]	-	-	-	-	-	-	-	-	-	-	-	-	-	-	-	-	-	-
	trans-1,2-dichloroethene	µg/L	1	25[#33]		-	-	-	-	-	-	-	-	-	-	-	-	-	-	-	-	-	-
	trans-1,2-dichloroethene (Filtered)	µg/L	1	25[#33]		-	-	-	-	-	-	-	-	-	-	-	-	-	-	-	-	-	-
	Trichlorofluoromethane	µg/L	1			-	-	-	-	-	-	-	-	-	-	-	-	-	-	-	-	-	-
	Trichlorofluoromethane (Filtered)	µg/L	1			-	-	-	-	-	-	-	-	-	-	-	-	-	-	-	-	-	-
	Vinyl chloride	µg/L	1	0.5[#1]		-	-	-	-	-	-	-	-	-	-	-	-	-	-	-	-	-	-
	Vinyl chloride (Filtered)	µg/L	1	0.5[#1]		-	-	-	-	-	-	-	-	-	-	-	-	-	-	-	-	-	-
	tert-Amyl methyl ether	µg/L	1			-	-	-	-	-	-	-	-	-	-	-	-	-	-	-	-	-	-
VOC/SVOC	1,2,3-trichlorobenzene	µg/L	0.01		0.13[#35]	-	-	-	-	-	-	-	-	-	-	-	-	-	-	-	-	-	-
	1,2,3-trichlorobenzene (Filtered)	µg/L	0.01		0.13[#35]	-	-	-	-	-	-	-	-	-	-	-	-	-	-	-	-	-	-
	1,2,4-trichlorobenzene	µg/L	0.01		0.13[#35]	-	-	-	-	-	-	-	-	-	-	-	-	-	-	-	-	-	-
	1,2,4-trichlorobenzene (Filtered)	µg/L	0.01		0.13[#35]	-	-	-	-	-	-	-	-	-	-	-	-	-	-	-	-	-	-
	1,2-dichlorobenzene	µg/L	1		6.7[#36]	-	-	-	-	-	-	-	-	-	-	-	-	-	-	-	-	-	-
	1,2-dichlorobenzene (Filtered)	µg/L	1		6.7[#36]	-	-	-	-	-	-	-	-	-	-	-	-	-	-	-	-	-	-
	1,3,5-Trichlorobenzene	µg/L	0.01		0.13[#35]	-	-	-	-	-	-	-	-	-	-	-	-	-	-	-	-	-	-
	1,3,5-Trichlorobenzene (Filtered)	µg/L	0.01		0.13[#35]	-	-	-	-	-	-	-	-	-	-	-	-	-	-	-	-	-	-
	1,3-dichlorobenzene	µg/L	1		6.7[#36]	-	-	-	-	-	-	-	-	-	-	-	-	-	-	-	-	-	-
	1,3-dichlorobenzene (Filtered)	µg/L	1		6.7[#36]	-	-	-	-	-	-	-	-	-	-	-	-	-	-	-	-	-	-
	1,4-dichlorobenzene	µg/L	1		6.7[#36]	-	-	-	-	-	-	-	-	-	-	-	-	-	-	-	-	-	-
	1,4-dichlorobenzene (Filtered)	µg/L	1		6.7[#36]	-	-	-	-	-	-	-	-	-	-	-	-	-	-	-	-	-	-
	Chlorobenzene	µg/L	1	100[#37]		-	-	-	-	-	-	-	-	-	-	-	-	-	-	-	-	-	-
	Chlorobenzene (Filtered)	µg/L	1	100[#37]		-	-	-	-	-	-	-	-	-	-	-	-	-	-	-	-	-	-
	Hexachlorobutadiene	µg/L	0.01		0.6(MAC)[#10]	-	-	-	-	-	-	-	-	-	-	-	-	-	-	-	-	-	-
	Hexachlorobutadiene (Filtered)	µg/L	0.01		0.6(MAC)[#10]	-	-	-	-	-	-	-	-	-	-	-	-	-	-	-	-	-	-
SVOC	4-bromophenyl phenyl ether	µg/L	1			-	-	-	-	-	-	-	-	-	-	-	-	-	-	-	-	-	-
	4-bromophenyl phenyl ether (Filtered)	µg/L	1			-	-	-	-	-	-	-	-	-	-	-	-	-	-	-	-	-	-
	4-nitroaniline	µg/L	1			-	-	-	-	-	-	-	-	-	-	-	-	-	-	-	-	-	-
	4-nitrophenol	µg/L	1			-	-	-	-	-	-	-	-	-	-	-	-	-	-	-	-	-	-
	4-nitrophenol (Filtered)	µg/L	1			-	-	-	-	-	-	-	-	-	-	-	-	-	-	-	-	-	-
	Perylene (Filtered)	µg/L	1			-	-	-	-	-	-	-	-	-	-	-	-	-	-	-	-	-	-
	2,4,5-trichlorophenol	µg/L	1			-	-	-	-	-	-	-	-	-	-	-	-	-	-	-	-	-	-
	2,4,5-trichlorophenol (Filtered)	µg/L	1			-	-	-	-	-	-	-	-	-	-	-	-	-	-	-	-	-	-
	2,4,6-trichlorophenol	µg/L	1			-	-	-	-	-	-	-	-	-	-	-	-	-	-	-	-	-	-
	2,4,6-trichlorophenol (Filtered)	µg/L	1			-	-	-	-	-	-	-	-	-	-	-	-	-	-	-	-	-	-
	2,4-dichlorophenol	µg/L	1		4.2[#2]	-	-	-	-	-	-	-	-	-	-	-	-	-	-	-	-	-	-
	2,4-dichlorophenol (Filtered)	µg/L	1		4.2[#2]	-	-	-	-	-	-	-	-	-	-	-	-	-	-	-	-	-	-
	2,4-dimethylphenol	µg/L	1			-	-	-	-	-	-	-	-	-	-	-	-	-	-	-	-	-	-
	2,4-dimethylphenol (Filtered)	µg/L	1			-	-	-	-	-	-	-	-	-	-	-	-	-	-	-	-	-	-
	2,4-dinitrotoluene	µg/L	1			-	-	-	-	-	-	-	-	-	-	-	-	-	-	-	-	-	-
	2,4-dinitrotoluene (Filtered)	µg/L	1			-	-	-	-	-	-	-	-	-	-	-	-	-	-	-	-	-	-
	2,6-dinitrotoluene	µg/L	1			-	-	-	-	-	-	-	-	-	-	-	-	-	-	-	-	-	-
	2,6-dinitrotoluene (Filtered)	µg/L	1			-	-	-	-	-	-	-	-	-	-	-	-	-	-	-	-	-	-
	2-chloronaphthalene	µg/L	1			-	-	-	-	-	-	-	-	-	-	-	-	-	-	-	-	-	-
	2-chloronaphthalene (Filtered)	µg/L	1			-	-	-	-	-	-	-	-	-	-	-	-	-	-	-	-	-	-
	2-chlorophenol	µg/L	1		50[#3]	-	-	-	-	-	-	-	-	-	-	-	-	-	-	-	-	-	-
	2-chlorophenol (Filtered)	µg/L	1		50[#3]	-	-	-	-	-	-	-	-	-	-	-	-	-	-	-	-	-	-
	2-methylnaphthalene	µg/L	1			-	-	-	-	-	-	-	-	-	-	-	-	-	-	-	-	-	-
	2-methylnaphthalene (Filtered)	µg/L	1			-	-	-	-	-	-	-	-	-	-	-	-	-	-	-	-	-	-
	2-methylphenol	µg/L	1			-	-	-	-	-	-	-	-	-	-	-	-	-	-	-	-	-	-
	2-methylphenol (Filtered)	µg/L	1			-	-	-	-	-	-	-	-	-	-	-	-	-	-	-	-	-	-
	2-nitroaniline	µg/L	1			-	-	-	-	-	-	-	-	-	-	-	-	-	-	-	-	-	-
	2-nitrophenol	µg/L	1			-	-	-	-	-	-	-	-	-	-	-	-	-	-	-	-	-	-
	2-nitrophenol (Filtered)	µg/L	1			-	-	-	-	-	-	-	-	-	-	-	-	-	-	-	-	-	-
	3-nitroaniline	µg/L	1			-	-	-	-	-	-	-	-	-	-	-	-	-	-	-	-	-	-
	4,6-Dinitro-2-methylphenol	µg/L				-	-	-	-	-	-	-	-	-	-	-	-	-	-	-	-	-	-
	4-chloro-3-methylphenol	µg/L	1		40[#3]	-	-	-	-	-	-	-	-	-	-	-	-	-	-	-	-	-	-
	4-chloro-3-methylphenol (Filtered)	µg/L	1		40[#3]	-	-	-	-	-	-	-	-	-	-	-	-	-	-	-	-	-	-
	4-chloroaniline	µg/L	1			-	-	-	-	-	-	-	-	-	-	-	-	-	-	-	-	-	-
	4-chlorophenyl phenyl ether	µg/L	1			-	-	-	-	-	-	-	-	-	-	-	-	-	-	-	-	-	-

					Investigation Phase	LTM	GI	GI	GI	GI	LTM	LTM	LTM	LTM	LTM	GI	GI	GI	LTM	LTM	LTM	LTM	LTM
					Location_Code	WS09013	WS10006	WS10006	WS10006	WS10006	WS10006	WS10006	WS10006	WS10006	WS10006	WS11002	WS11002	WS11002	WS11002	WS11002	WS11002	WS11002	WS11002
					Sampled_Date	11/09/2020	31/10/2019	06/11/2019	15/01/2020	04/03/2020	07/04/2020	21/04/2020	21/05/2020	03/07/2020	15/09/2020	31/10/2019	06/11/2019	14/01/2020	02/03/2020	07/04/2020	23/04/2020	23/04/2020	19/05/2020
					Sample_Depth	3.03	0.82	0.77	0.63	1.5	2	2	2	1.47	1.53	1.46	1.41	0.85	2	2	2	2	2
Chem_Group	**ChemName**	**output unit**	**EQL**	**UK Drinking Water Standards**	**UK Freshwater EQS**																		
	4-methylphenol	µg/L	1			-	-	-	-	-	-	-	-	-	-	-	-	-	-	-	-	-	-
	Azobenzene	µg/L	1			-	-	-	-	-	-	-	-	-	-	-	-	-	-	-	-	-	-
	Bis(2-chloroethoxy) methane	µg/L	1			-	-	-	-	-	-	-	-	-	-	-	-	-	-	-	-	-	-
	Bis(2-chloroethoxy) methane (Filtered)	µg/L	1			-	-	-	-	-	-	-	-	-	-	-	-	-	-	-	-	-	-
	Bis(2-chloroethyl)ether	µg/L	1			-	-	-	-	-	-	-	-	-	-	-	-	-	-	-	-	-	-
	Bis(2-chloroethyl)ether (Filtered)	µg/L	1			-	-	-	-	-	-	-	-	-	-	-	-	-	-	-	-	-	-
	Bis(2-chloroisopropyl) ether (Filtered)	µg/L	1			-	-	-	-	-	-	-	-	-	-	-	-	-	-	-	-	-	-
	Bis(2-ethylhexyl) phthalate	µg/L	2		1.3[#2]	-	-	-	-	-	-	-	-	-	-	-	-	-	-	-	-	-	-
	Bis(2-ethylhexyl) phthalate (Filtered)	µg/L	10		1.3[#2]	-	-	-	-	-	-	-	-	-	-	-	-	-	-	-	-	-	-
	Butyl benzyl phthalate	µg/L	1		7.5[#2]	-	-	-	-	-	-	-	-	-	-	-	-	-	-	-	-	-	-
	Butyl benzyl phthalate (Filtered)	µg/L	1		7.5[#2]	-	-	-	-	-	-	-	-	-	-	-	-	-	-	-	-	-	-
	Carbazole	µg/L	1			-	-	-	-	-	-	-	-	-	-	-	-	-	-	-	-	-	-
	Carbazole (Filtered)	µg/L	1			-	-	-	-	-	-	-	-	-	-	-	-	-	-	-	-	-	-
	Dibenzofuran	µg/L	1			-	-	-	-	-	-	-	-	-	-	-	-	-	-	-	-	-	-
	Dibenzofuran (Filtered)	µg/L	1			-	-	-	-	-	-	-	-	-	-	-	-	-	-	-	-	-	-
	Diethylphthalate	µg/L	1		200[#3]	-	-	-	-	-	-	-	-	-	-	-	-	-	-	-	-	-	-
	Diethylphthalate (Filtered)	µg/L	1		200[#3]	-	-	-	-	-	-	-	-	-	-	-	-	-	-	-	-	-	-
	Dimethyl phthalate	µg/L	1		800[#3]	-	-	-	-	-	-	-	-	-	-	-	-	-	-	-	-	-	-
	Dimethyl phthalate (Filtered)	µg/L	1		800[#3]	-	-	-	-	-	-	-	-	-	-	-	-	-	-	-	-	-	-
	Di-n-butyl phthalate	µg/L	1		8[#3]	-	-	-	-	-	-	-	-	-	-	-	-	-	-	-	-	-	-
	Di-n-butyl phthalate (Filtered)	µg/L	1		8[#3]	-	-	-	-	-	-	-	-	-	-	-	-	-	-	-	-	-	-
	Di-n-octyl phthalate	µg/L	5		20[#3]	-	-	-	-	-	-	-	-	-	-	-	-	-	-	-	-	-	-
	Di-n-octyl phthalate (Filtered)	µg/L	10		20[#3]	-	-	-	-	-	-	-	-	-	-	-	-	-	-	-	-	-	-
	Hexachlorobenzene	µg/L	0.01		0.05(MAC)[#10]	-	-	-	-	-	-	-	-	-	-	-	-	-	-	-	-	-	-
	Hexachlorobenzene (Filtered)	µg/L	0.01		0.05(MAC)[#10]	-	-	-	-	-	-	-	-	-	-	-	-	-	-	-	-	-	-
	Hexachlorocyclopentadiene	µg/L	1			-	-	-	-	-	-	-	-	-	-	-	-	-	-	-	-	-	-
	Hexachlorocyclopentadiene (Filtered)	µg/L	1			-	-	-	-	-	-	-	-	-	-	-	-	-	-	-	-	-	-
	Hexachloroethane	µg/L	1			-	-	-	-	-	-	-	-	-	-	-	-	-	-	-	-	-	-
	Hexachloroethane (Filtered)	µg/L	1			-	-	-	-	-	-	-	-	-	-	-	-	-	-	-	-	-	-
	Isophorone	µg/L	1			-	-	-	-	-	-	-	-	-	-	-	-	-	-	-	-	-	-
	Isophorone (Filtered)	µg/L	1			-	-	-	-	-	-	-	-	-	-	-	-	-	-	-	-	-	-
	Nitrobenzene	µg/L	1			-	-	-	-	-	-	-	-	-	-	-	-	-	-	-	-	-	-
	Nitrobenzene (Filtered)	µg/L	1			-	-	-	-	-	-	-	-	-	-	-	-	-	-	-	-	-	-
	N-nitrosodi-n-propylamine	µg/L	1			-	-	-	-	-	-	-	-	-	-	-	-	-	-	-	-	-	-
	N-nitrosodi-n-propylamine (Filtered)	µg/L	1			-	-	-	-	-	-	-	-	-	-	-	-	-	-	-	-	-	-
	Pentachlorobenzene	µg/L	0.01		0.007[#2]	-	-	-	-	-	-	-	-	-	-	-	-	-	-	-	-	-	-
	Pentachlorobenzene (Filtered)	µg/L	0.01		0.007[#2]	-	-	-	-	-	-	-	-	-	-	-	-	-	-	-	-	-	-
	Pentachloronitrobenzene	µg/L	0.01			-	-	-	-	-	-	-	-	-	-	-	-	-	-	-	-	-	-
	Pentachloronitrobenzene (Filtered)	µg/L	0.01			-	-	-	-	-	-	-	-	-	-	-	-	-	-	-	-	-	-
	Pentachlorophenol	µg/L	1		0.4[#2]	-	-	-	-	-	-	-	-	-	-	-	-	-	-	-	-	-	-
	Pentachlorophenol (Filtered)	µg/L	0.02		0.4[#2]	-	-	-	-	-	-	-	-	-	-	-	-	-	-	-	-	-	-
PCB	Heptachlorobiphenyl, 2,3,3,4,4,5,5- (PCB 189)	µg/L	0.015			-	-	-	-	-	-	-	-	-	-	-	-	-	-	-	-	-	-
	Heptachlorobiphenyl, 2,3,3,4,4,5,5- (PCB 189) (Filtered)	µg/L	0.001			-	-	-	-	-	-	-	-	-	-	-	-	-	-	-	-	-	-
	Hexachlorobiphenyl, 2,3,3,4,4,5- (PCB 156)	µg/L	0.015			-	-	-	-	-	-	-	-	-	-	-	-	-	-	-	-	-	-
	Hexachlorobiphenyl, 2,3,3,4,4,5- (PCB 156) (Filtered)	µg/L	0.001			-	-	-	-	-	-	-	-	-	-	-	-	-	-	-	-	-	-
	Hexachlorobiphenyl, 2,3,3,4,4,5- (PCB 157)	µg/L	0.015			-	-	-	-	-	-	-	-	-	-	-	-	-	-	-	-	-	-
	Hexachlorobiphenyl, 2,3,3,4,4,5- (PCB 157) (Filtered)	µg/L	0.001			-	-	-	-	-	-	-	-	-	-	-	-	-	-	-	-	-	-
	Hexachlorobiphenyl, 2,3,4,4,5,5- (PCB 167)	µg/L	0.015			-	-	-	-	-	-	-	-	-	-	-	-	-	-	-	-	-	-
	Hexachlorobiphenyl, 2,3,4,4,5,5- (PCB 167) (Filtered)	µg/L	0.001			-	-	-	-	-	-	-	-	-	-	-	-	-	-	-	-	-	-
	Hexachlorobiphenyl, 3,3,4,4,5,5- (PCB 169)	µg/L	0.015			-	-	-	-	-	-	-	-	-	-	-	-	-	-	-	-	-	-
	Hexachlorobiphenyl, 3,3,4,4,5,5- (PCB 169) (Filtered)	µg/L	0.001			-	-	-	-	-	-	-	-	-	-	-	-	-	-	-	-	-	-
	PCB 101	µg/L	0.015			-	-	-	-	-	-	-	-	-	-	-	-	-	-	-	-	-	-
	PCB 101 (Filtered)	µg/L	0.001			-	-	-	-	-	-	-	-	-	-	-	-	-	-	-	-	-	-
	PCB 118	µg/L	0.015			-	-	-	-	-	-	-	-	-	-	-	-	-	-	-	-	-	-
	PCB 118 (Filtered)	µg/L	0.002			-	-	-	-	-	-	-	-	-	-	-	-	-	-	-	-	-	-
	PCB 138	µg/L	0.015			-	-	-	-	-	-	-	-	-	-	-	-	-	-	-	-	-	-
	PCB 138 (Filtered)	µg/L	0.001			-	-	-	-	-	-	-	-	-	-	-	-	-	-	-	-	-	-
	PCB 153	µg/L	0.015			-	-	-	-	-	-	-	-	-	-	-	-	-	-	-	-	-	-
	PCB 153 (Filtered)	µg/L	0.001			-	-	-	-	-	-	-	-	-	-	-	-	-	-	-	-	-	-
	PCB 180	µg/L	0.015			-	-	-	-	-	-	-	-	-	-	-	-	-	-	-	-	-	-
	PCB 180 (Filtered)	µg/L	0.001			-	-	-	-	-	-	-	-	-	-	-	-	-	-	-	-	-	-
	PCB 28	µg/L	0.015			-	-	-	-	-	-	-	-	-	-	-	-	-	-	-	-	-	-
	PCB 28 (Filtered)	µg/L	0.001			-	-	-	-	-	-	-	-	-	-	-	-	-	-	-	-	-	-
	PCB 52	µg/L	0.015			-	-	-	-	-	-	-	-	-	-	-	-	-	-	-	-	-	-
	PCB 52 (Filtered)	µg/L	0.001			-	-	-	-	-	-	-	-	-	-	-	-	-	-	-	-	-	-
	Pentachlorobiphenyl, 2,3,3,4,4- (PCB 105)	µg/L	0.015			-	-	-	-	-	-	-	-	-	-	-	-	-	-	-	-	-	-
	Pentachlorobiphenyl, 2,3,3,4,4- (PCB 105) (Filtered)	µg/L	0.001			-	-	-	-	-	-	-	-	-	-	-	-	-	-	-	-	-	-
	Pentachlorobiphenyl, 2,3,4,4,5- (PCB 114)	µg/L	0.015			-	-	-	-	-	-	-	-	-	-	-	-	-	-	-	-	-	-
	Pentachlorobiphenyl, 2,3,4,4,5- (PCB 114) (Filtered)	µg/L	0.001			-	-	-	-	-	-	-	-	-	-	-	-	-	-	-	-	-	-
	Pentachlorobiphenyl, 2,3,4,4,5- (PCB 123)	µg/L	0.015			-	-	-	-	-	-	-	-	-	-	-	-	-	-	-	-	-	-
	Pentachlorobiphenyl, 2,3,4,4,5- (PCB 123) (Filtered)	µg/L	0.001			-	-	-	-	-	-	-	-	-	-	-	-	-	-	-	-	-	-
	Pentachlorobiphenyl, 3,3,4,4,5- (PCB 126)	µg/L	0.015			-	-	-	-	-	-	-	-	-	-	-	-	-	-	-	-	-	-
	Pentachlorobiphenyl, 3,3,4,4,5- (PCB 126) (Filtered)	µg/L	0.001			-	-	-	-	-	-	-	-	-	-	-	-	-	-	-	-	-	-
	Tetrachlorobiphenyl, 3,3,4,4- (PCB 77)	µg/L	0.015			-	-	-	-	-	-	-	-	-	-	-	-	-	-	-	-	-	-
	Tetrachlorobiphenyl, 3,3,4,4- (PCB 77) (Filtered)	µg/L	0.001			-	-	-	-	-	-	-	-	-	-	-	-	-	-	-	-	-	-
	Tetrachlorobiphenyl, 3,4,4,5- (PCB 81)	µg/L	0.015			-	-	-	-	-	-	-	-	-	-	-	-	-	-	-	-	-	-
	Tetrachlorobiphenyl, 3,4,4,5- (PCB 81) (Filtered)	µg/L	0.001			-	-	-	-	-	-	-	-	-	-	-	-	-	-	-	-	-	-
	Total PCB 7 Congeners	µg/L	0.105			-	-	-	-	-	-	-	-	-	-	-	-	-	-	-	-	-	-
	Total PCB 7 Congeners and WHO 12 (Filtered)	µg/l	0.001			-	-	-	-	-	-	-	-	-	-	-	-	-	-	-	-	-	-
Phenolics	Xylenols (Filtered)	µg/L	0.5		-	1.38	-	-	-	<0.5	<0.5	<0.5	<0.5	0.75	1.21	-	-	-	<0.5	<0.5	<0.5	<0.5	<0.5
	3-&4-methylphenol (Filtered)	µg/L	1			-	-	-	-	-	-	-	-	-	-	-	-	-	-	-	-	-	-

					Investigation Phase	LTM	GI	GI	GI	GI	LTM	LTM	LTM	LTM	LTM	GI	GI	GI	LTM	LTM	LTM	LTM	LTM
					Location_Code	WS09013	WS10006	WS10006	WS10006	WS10006	WS10006	WS10006	WS10006	WS10006	WS10006	WS11002	WS11002	WS11002	WS11002	WS11002	WS11002	WS11002	WS11002
					Sampled_Date	11/09/2020	31/10/2019	06/11/2019	15/01/2020	04/03/2020	07/04/2020	21/04/2020	21/05/2020	03/07/2020	15/09/2020	31/10/2019	06/11/2019	14/01/2020	02/03/2020	07/04/2020	23/04/2020	23/04/2020	19/05/2020
					Sample_Depth	3.03	0.82	0.77	0.63	1.5	2	2	2	1.47	1.53	1.46	1.41	0.85	2	2	2	2	2
Chem_Group	**ChemName**	**output unit**	**EQL**	**UK Drinking Water Standards**	**UK Freshwater EQS**																	
	Cresol Total (Filtered)	µg/L	0.5			<0.5	-	-	-	<0.5	<0.5	<0.5	<0.5	<0.5	<0.5	-	-	-	<0.5	<0.5	<0.5	<0.5	<0.5
	Phenol	µg/L	1	5800[#30]	7.7[#2]	-	-	-	-	-	-	-	-	-	-	-	-	-	-	-	-	-	-
	Phenol (Filtered)	µg/L	0.5	5800[#30]	7.7[#2]	<0.5	-	-	-	<0.5	<0.5	<0.5	<0.5	<0.5	<0.5	-	-	-	<0.5	<0.5	<0.5	<0.5	<0.5
	Total Phenols	µg/L	10			-	-	-	-	-	-	-	-	-	-	-	-	-	-	-	-	-	-
	Total Phenols (Filtered)	µg/L	10			-	<10	-	<10	-	-	-	-	-	-	<10	-	<10	-	-	-	-	-
	Phenols Monohydric (Filtered)	µg/L	0.5			1.38	-	-	-	<0.5	<0.5	<0.5	<0.5	0.75	1.21	-	-	-	<0.5	<0.5	<0.5	<0.5	<0.5
Organotins	Dibutyltin (Filtered)	µg/L	0.05			-	-	-	-	-	-	-	-	-	-	-	-	-	-	-	-	-	-
	Monobutyltin (Filtered)	µg/L	0.05			-	-	-	-	-	-	-	-	-	-	-	-	-	-	-	-	-	-
	Tetrabutyltin (Filtered)	µg/L	0.001			-	-	-	-	-	-	-	-	-	-	-	-	-	-	-	-	-	-
	Tributyltin	µg/L	0.001		0.0002[#2]	-	-	-	-	-	-	-	-	-	-	-	-	-	-	-	-	-	-
	Tributyltin (Filtered)	µg/L	0.05		0.0002[#2]	-	-	-	-	-	-	-	-	-	-	-	-	-	-	-	-	-	-
	Triphenyltin (Filtered)	µg/L	0.05		0.02(MAC)[#38]	-	-	-	-	-	-	-	-	-	-	-	-	-	-	-	-	-	-
Pesticides	1-(3.4-Dichlorophenyl) urea (DCPU)	µg/l				-	-	-	-	-	-	-	-	-	-	-	-	-	-	-	-	-	-
	2-(4-Chlorophenoxy)propionic acid, 4-CPP	µg/l				-	-	-	-	-	-	-	-	-	-	-	-	-	-	-	-	-	-
	2-amino-N-(isopropyl)benzamide	µg/l				-	-	-	-	-	-	-	-	-	-	-	-	-	-	-	-	-	-
	2-Chloro-2.6-diethylacetanilide	µg/l				-	-	-	-	-	-	-	-	-	-	-	-	-	-	-	-	-	-
	Acibenzolar-S-methyl	µg/l				-	-	-	-	-	-	-	-	-	-	-	-	-	-	-	-	-	-
	Aminopyralid	µg/l				-	-	-	-	-	-	-	-	-	-	-	-	-	-	-	-	-	-
	Azoxystrobin	µg/L				-	-	-	-	-	-	-	-	-	-	-	-	-	-	-	-	-	-
	BAM	µg/l				-	-	-	-	-	-	-	-	-	-	-	-	-	-	-	-	-	-
	Benalaxyl	µg/l				-	-	-	-	-	-	-	-	-	-	-	-	-	-	-	-	-	-
	Bentazone methyl	µg/l				-	-	-	-	-	-	-	-	-	-	-	-	-	-	-	-	-	-
	Bifenox	µg/L				-	-	-	-	-	-	-	-	-	-	-	-	-	-	-	-	-	-
	Bitertanol	µg/l				-	-	-	-	-	-	-	-	-	-	-	-	-	-	-	-	-	-
	Boscalid	µg/l				-	-	-	-	-	-	-	-	-	-	-	-	-	-	-	-	-	-
	Cadusafos	µg/l				-	-	-	-	-	-	-	-	-	-	-	-	-	-	-	-	-	-
	Carfentrazone-ethyl	µg/L				-	-	-	-	-	-	-	-	-	-	-	-	-	-	-	-	-	-
	Chloridazon-desphenyl	µg/l				-	-	-	-	-	-	-	-	-	-	-	-	-	-	-	-	-	-
	Chloridazon-methyl desphenyl	µg/l				-	-	-	-	-	-	-	-	-	-	-	-	-	-	-	-	-	-
	Chlorotoluron-desmethyl	µg/l				-	-	-	-	-	-	-	-	-	-	-	-	-	-	-	-	-	-
	Chlorpropham	µg/L			10[#3]	-	-	-	-	-	-	-	-	-	-	-	-	-	-	-	-	-	-
	Clodinafop	µg/l				-	-	-	-	-	-	-	-	-	-	-	-	-	-	-	-	-	-
	Clomeprop	µg/l				-	-	-	-	-	-	-	-	-	-	-	-	-	-	-	-	-	-
	Crimidine	µg/l				-	-	-	-	-	-	-	-	-	-	-	-	-	-	-	-	-	-
	Cybutryne (Irgarol)	µg/l				-	-	-	-	-	-	-	-	-	-	-	-	-	-	-	-	-	-
	Cyprazine	µg/l				-	-	-	-	-	-	-	-	-	-	-	-	-	-	-	-	-	-
	Cyprodinil	µg/L				-	-	-	-	-	-	-	-	-	-	-	-	-	-	-	-	-	-
	Dichlofenthion	µg/l				-	-	-	-	-	-	-	-	-	-	-	-	-	-	-	-	-	-
	Dichlormid	µg/l				-	-	-	-	-	-	-	-	-	-	-	-	-	-	-	-	-	-
	Diethofencarb	µg/l				-	-	-	-	-	-	-	-	-	-	-	-	-	-	-	-	-	-
	Difenacoum	µg/l				-	-	-	-	-	-	-	-	-	-	-	-	-	-	-	-	-	-
	Dimefuron	µg/l				-	-	-	-	-	-	-	-	-	-	-	-	-	-	-	-	-	-
	Dimefuron (Filtered)	µg/l	0.05			-	-	-	-	-	-	-	-	-	-	-	-	-	-	-	-	-	-
	Dimethachlo	µg/l				-	-	-	-	-	-	-	-	-	-	-	-	-	-	-	-	-	-
	Dimethenamid	µg/l				-	-	-	-	-	-	-	-	-	-	-	-	-	-	-	-	-	-
	Dimethomorph	µg/l				-	-	-	-	-	-	-	-	-	-	-	-	-	-	-	-	-	-
	Dinoterb	µg/l				-	-	-	-	-	-	-	-	-	-	-	-	-	-	-	-	-	-
	Diuron desmethyl (DCPMU)	µg/l				-	-	-	-	-	-	-	-	-	-	-	-	-	-	-	-	-	-
	Epoxiconazole	µg/l				-	-	-	-	-	-	-	-	-	-	-	-	-	-	-	-	-	-
	Etrimphos	µg/L	0.01			-	-	-	-	-	-	-	-	-	-	-	-	-	-	-	-	-	-
	Etrimphos (Filtered)	µg/L	0.01			-	-	-	-	-	-	-	-	-	-	-	-	-	-	-	-	-	-
	Fenoxaprop	µg/l				-	-	-	-	-	-	-	-	-	-	-	-	-	-	-	-	-	-
	Fenpropidin	µg/l				-	-	-	-	-	-	-	-	-	-	-	-	-	-	-	-	-	-
	Fenuron	µg/l				-	-	-	-	-	-	-	-	-	-	-	-	-	-	-	-	-	-
	Fipronil	µg/L				-	-	-	-	-	-	-	-	-	-	-	-	-	-	-	-	-	-
	Florasulam	µg/l				-	-	-	-	-	-	-	-	-	-	-	-	-	-	-	-	-	-
	Fluazifop	µg/l				-	-	-	-	-	-	-	-	-	-	-	-	-	-	-	-	-	-
	Fluazifop-P-butyl	µg/L				-	-	-	-	-	-	-	-	-	-	-	-	-	-	-	-	-	-
	Foramsulfuron	µg/l				-	-	-	-	-	-	-	-	-	-	-	-	-	-	-	-	-	-
	Furathiocarb	µg/l				-	-	-	-	-	-	-	-	-	-	-	-	-	-	-	-	-	-
	Haloxyfop	µg/l				-	-	-	-	-	-	-	-	-	-	-	-	-	-	-	-	-	-
	Haloxyfop-p-methyl	µg/l				-	-	-	-	-	-	-	-	-	-	-	-	-	-	-	-	-	-
	Heptachlor epoxide	µg/L	0.01	0.03[#1]		-	-	-	-	-	-	-	-	-	-	-	-	-	-	-	-	-	-
	Heptachlor epoxide (Filtered)	µg/L	0.01	0.03[#1]		-	-	-	-	-	-	-	-	-	-	-	-	-	-	-	-	-	-
	Imazamox	µg/l				-	-	-	-	-	-	-	-	-	-	-	-	-	-	-	-	-	-
	Indoxacarb	µg/L				-	-	-	-	-	-	-	-	-	-	-	-	-	-	-	-	-	-
	Isoproturon-desmethyl	µg/l				-	-	-	-	-	-	-	-	-	-	-	-	-	-	-	-	-	-
	Isoproturon-monodesmethyl	µg/l				-	-	-	-	-	-	-	-	-	-	-	-	-	-	-	-	-	-
	Isopyrazam	µg/l				-	-	-	-	-	-	-	-	-	-	-	-	-	-	-	-	-	-
	Kresoxim-methyl	µg/l				-	-	-	-	-	-	-	-	-	-	-	-	-	-	-	-	-	-
	Malaoxon	µg/l				-	-	-	-	-	-	-	-	-	-	-	-	-	-	-	-	-	-
	Mandipropamid	µg/l				-	-	-	-	-	-	-	-	-	-	-	-	-	-	-	-	-	-
	Mecarbam	µg/l				-	-	-	-	-	-	-	-	-	-	-	-	-	-	-	-	-	-
	Mesotrione	µg/l				-	-	-	-	-	-	-	-	-	-	-	-	-	-	-	-	-	-
	Metconazole	µg/l				-	-	-	-	-	-	-	-	-	-	-	-	-	-	-	-	-	-
	Metribuzin-desamino	µg/l				-	-	-	-	-	-	-	-	-	-	-	-	-	-	-	-	-	-
	Naptalam	µg/l				-	-	-	-	-	-	-	-	-	-	-	-	-	-	-	-	-	-
	Nicosulfuron	µg/l				-	-	-	-	-	-	-	-	-	-	-	-	-	-	-	-	-	-
	Nuarimol	µg/l				-	-	-	-	-	-	-	-	-	-	-	-	-	-	-	-	-	-
	Oxadixyl	µg/l				-	-	-	-	-	-	-	-	-	-	-	-	-	-	-	-	-	-
	Paraoxon-ethyl	µg/l				-	-	-	-	-	-	-	-	-	-	-	-	-	-	-	-	-	-

					Investigation Phase	LTM	GI	GI	GI	GI	LTM	LTM	LTM	LTM	LTM	GI	GI	GI	LTM	LTM	LTM	LTM	LTM
					Location_Code	WS09013	WS10006	WS10006	WS10006	WS10006	WS10006	WS10006	WS10006	WS10006	WS10006	WS11002	WS11002	WS11002	WS11002	WS11002	WS11002	WS11002	WS11002
					Sampled_Date	11/09/2020	31/10/2019	06/11/2019	15/01/2020	04/03/2020	07/04/2020	21/04/2020	21/05/2020	03/07/2020	15/09/2020	31/10/2019	06/11/2019	14/01/2020	02/03/2020	07/04/2020	23/04/2020	23/04/2020	19/05/2020
					Sample_Depth	3.03	0.82	0.77	0.63	1.5	2	2	2	1.47	1.53	1.46	1.41	0.85	2	2	2	2	2
Chem_Group	**ChemName**	**output unit**	**EQL**	**UK Drinking Water Standards**	**UK Freshwater EQS**																		
	Parathion-ethyl	µg/l				-	-	-	-	-	-	-	-	-	-	-	-	-	-	-	-	-	-
	Penconazole	µg/l				-	-	-	-	-	-	-	-	-	-	-	-	-	-	-	-	-	-
	Pencycuron	µg/l				-	-	-	-	-	-	-	-	-	-	-	-	-	-	-	-	-	-
	Pencycuron (Filtered)	µg/l	0.05			-	-	-	-	-	-	-	-	-	-	-	-	-	-	-	-	-	-
	Phosphamidon I (Z) (Filtered)	µg/l	0.01			-	-	-	-	-	-	-	-	-	-	-	-	-	-	-	-	-	-
	Phosphamidon II (E)	µg/l	0.01			-	-	-	-	-	-	-	-	-	-	-	-	-	-	-	-	-	-
	Phosphamidon II (E) (Filtered)	µg/l	0.01			-	-	-	-	-	-	-	-	-	-	-	-	-	-	-	-	-	-
	Pretilachlor	µg/l				-	-	-	-	-	-	-	-	-	-	-	-	-	-	-	-	-	-
	Primisulfuron-methyl	µg/l				-	-	-	-	-	-	-	-	-	-	-	-	-	-	-	-	-	-
	Prodiamine	µg/l				-	-	-	-	-	-	-	-	-	-	-	-	-	-	-	-	-	-
	Propaquizafop	µg/l				-	-	-	-	-	-	-	-	-	-	-	-	-	-	-	-	-	-
	Propetamphos	µg/L	0.01		0.03[#3]	-	-	-	-	-	-	-	-	-	-	-	-	-	-	-	-	-	-
	Propetamphos (Filtered)	µg/L	0.01		0.03[#3]	-	-	-	-	-	-	-	-	-	-	-	-	-	-	-	-	-	-
	Prosulfocarb	µg/l				-	-	-	-	-	-	-	-	-	-	-	-	-	-	-	-	-	-
	Prothioconazole	µg/l				-	-	-	-	-	-	-	-	-	-	-	-	-	-	-	-	-	-
	Pyribenzoxim	µg/l				-	-	-	-	-	-	-	-	-	-	-	-	-	-	-	-	-	-
	Quinmerac	µg/l				-	-	-	-	-	-	-	-	-	-	-	-	-	-	-	-	-	-
	Quizalofop	µg/l				-	-	-	-	-	-	-	-	-	-	-	-	-	-	-	-	-	-
	Rimsulfuron	µg/l				-	-	-	-	-	-	-	-	-	-	-	-	-	-	-	-	-	-
	Sebuthylazine	µg/l				-	-	-	-	-	-	-	-	-	-	-	-	-	-	-	-	-	-
	Siduron (Filtered)	µg/l	10			-	-	-	-	-	-	-	-	-	-	-	-	-	-	-	-	-	-
	Simazine-2-hydroxy	µg/l				-	-	-	-	-	-	-	-	-	-	-	-	-	-	-	-	-	-
	Sodium Acifluorfen	µg/L				-	-	-	-	-	-	-	-	-	-	-	-	-	-	-	-	-	-
	Sulfosulfuron	µg/l				-	-	-	-	-	-	-	-	-	-	-	-	-	-	-	-	-	-
	Tecnazene	µg/L	0.01		1[#3]	-	-	-	-	-	-	-	-	-	-	-	-	-	-	-	-	-	-
	Tecnazene (Filtered)	µg/L	0.01		1[#3]	-	-	-	-	-	-	-	-	-	-	-	-	-	-	-	-	-	-
	Teflubenzuron	µg/l				-	-	-	-	-	-	-	-	-	-	-	-	-	-	-	-	-	-
	Terbuthylazine-desethyl	µg/l				-	-	-	-	-	-	-	-	-	-	-	-	-	-	-	-	-	-
	Terbuthylazine-desethyl-2-hydroxy	µg/l				-	-	-	-	-	-	-	-	-	-	-	-	-	-	-	-	-	-
	Terbuthylazine-hydroxy	µg/l				-	-	-	-	-	-	-	-	-	-	-	-	-	-	-	-	-	-
	Thiabendazole	µg/L			5[#3]	-	-	-	-	-	-	-	-	-	-	-	-	-	-	-	-	-	-
	Thiamethoxam	µg/L				-	-	-	-	-	-	-	-	-	-	-	-	-	-	-	-	-	-
	Thidiazuron (Filtered)	µg/l	10			-	-	-	-	-	-	-	-	-	-	-	-	-	-	-	-	-	-
	Tribenuron-methyl	µg/L				-	-	-	-	-	-	-	-	-	-	-	-	-	-	-	-	-	-
	Trietazine	µg/L	0.01			-	-	-	-	-	-	-	-	-	-	-	-	-	-	-	-	-	-
	Trietazine (Filtered)	µg/L	0.01			-	-	-	-	-	-	-	-	-	-	-	-	-	-	-	-	-	-
	Trifloxysulfuron-sodium	µg/l				-	-	-	-	-	-	-	-	-	-	-	-	-	-	-	-	-	-
	Triflusulfuron-methyl	µg/l				-	-	-	-	-	-	-	-	-	-	-	-	-	-	-	-	-	-
	Triforine	µg/l				-	-	-	-	-	-	-	-	-	-	-	-	-	-	-	-	-	-
	Triticonazole	µg/l				-	-	-	-	-	-	-	-	-	-	-	-	-	-	-	-	-	-
	Desmetryn	mg/L				-	-	-	-	-	-	-	-	-	-	-	-	-	-	-	-	-	-
	Simetryn	mg/L				-	-	-	-	-	-	-	-	-	-	-	-	-	-	-	-	-	-
	Simetryn (Filtered)	mg/L	0.00002			-	-	-	-	-	-	-	-	-	-	-	-	-	-	-	-	-	-
	Clothianidin	µg/L				-	-	-	-	-	-	-	-	-	-	-	-	-	-	-	-	-	-
	Cymoxanil	µg/L				-	-	-	-	-	-	-	-	-	-	-	-	-	-	-	-	-	-
	Flamprop (Filtered)	µg/L	0.02			-	-	-	-	-	-	-	-	-	-	-	-	-	-	-	-	-	-
	Fluazifop-butyl	µg/L				-	-	-	-	-	-	-	-	-	-	-	-	-	-	-	-	-	-
	Imazamethabenz-methyl	µg/L				-	-	-	-	-	-	-	-	-	-	-	-	-	-	-	-	-	-
	Mesosulfuron-methyl	µg/L				-	-	-	-	-	-	-	-	-	-	-	-	-	-	-	-	-	-
	Metamitron	µg/L				-	-	-	-	-	-	-	-	-	-	-	-	-	-	-	-	-	-
	Metobromuron	µg/L				-	-	-	-	-	-	-	-	-	-	-	-	-	-	-	-	-	-
	Monuron	µg/L				-	-	-	-	-	-	-	-	-	-	-	-	-	-	-	-	-	-
	Monuron (Filtered)	µg/L	0.05			-	-	-	-	-	-	-	-	-	-	-	-	-	-	-	-	-	-
	Secbumeton	µg/L				-	-	-	-	-	-	-	-	-	-	-	-	-	-	-	-	-	-
	Spiroxamine	µg/L				-	-	-	-	-	-	-	-	-	-	-	-	-	-	-	-	-	-
	Clomazon	µg/L				-	-	-	-	-	-	-	-	-	-	-	-	-	-	-	-	-	-
	Flamprop-isopropyl (Filtered)	µg/L	0.02			-	-	-	-	-	-	-	-	-	-	-	-	-	-	-	-	-	-
	Metazachlor	µg/L	0.01			-	-	-	-	-	-	-	-	-	-	-	-	-	-	-	-	-	-
	Metazachlor (Filtered)	µg/L	0.01			-	-	-	-	-	-	-	-	-	-	-	-	-	-	-	-	-	-
	Methabenzthiazuran	µg/L				-	-	-	-	-	-	-	-	-	-	-	-	-	-	-	-	-	-
	Methabenzthiazuran (Filtered)	µg/L	0.05			-	-	-	-	-	-	-	-	-	-	-	-	-	-	-	-	-	-
	Iprovalicarb	µg/L				-	-	-	-	-	-	-	-	-	-	-	-	-	-	-	-	-	-
	Chloroxuron	µg/L				-	-	-	-	-	-	-	-	-	-	-	-	-	-	-	-	-	-
	Chloroxuron (Filtered)	µg/L	0.05			-	-	-	-	-	-	-	-	-	-	-	-	-	-	-	-	-	-
	Neburon	µg/L				-	-	-	-	-	-	-	-	-	-	-	-	-	-	-	-	-	-
	Metribuzin	µg/L				-	-	-	-	-	-	-	-	-	-	-	-	-	-	-	-	-	-
	2,3,6-Trichlorobenzoic Acid (Tba)	µg/L				-	-	-	-	-	-	-	-	-	-	-	-	-	-	-	-	-	-
	2,3,6-Trichlorobenzoic Acid (Tba) (Filtered)	µg/L	0.02			-	-	-	-	-	-	-	-	-	-	-	-	-	-	-	-	-	-
	2,4,5-Trichlorophenoxy Acetic Acid	µg/L				-	-	-	-	-	-	-	-	-	-	-	-	-	-	-	-	-	-
	2,4,5-Trichlorophenoxy Acetic Acid (Filtered)	µg/L	0.02			-	-	-	-	-	-	-	-	-	-	-	-	-	-	-	-	-	-
	2,4,5-TP (Silvex)	µg/L				-	-	-	-	-	-	-	-	-	-	-	-	-	-	-	-	-	-
	2,4,5-TP (Silvex) (Filtered)	µg/L	0.02			-	-	-	-	-	-	-	-	-	-	-	-	-	-	-	-	-	-
	Pyrimethanil	µg/L				-	-	-	-	-	-	-	-	-	-	-	-	-	-	-	-	-	-
	Hedonal	µg/L			0.3[#2]	-	-	-	-	-	-	-	-	-	-	-	-	-	-	-	-	-	-
	Hedonal (Filtered)	µg/L	0.02		0.3[#2]	-	-	-	-	-	-	-	-	-	-	-	-	-	-	-	-	-	-
	2,4-DDT	µg/L	0.01		0.00625[#39]	-	-	-	-	-	-	-	-	-	-	-	-	-	-	-	-	-	-
	2,4-DDT (Filtered)	µg/L	0.01		0.00625[#39]	-	-	-	-	-	-	-	-	-	-	-	-	-	-	-	-	-	-
	Propachlor	µg/L	0.01			-	-	-	-	-	-	-	-	-	-	-	-	-	-	-	-	-	-
	Propachlor (Filtered)	µg/L	0.02			-	-	-	-	-	-	-	-	-	-	-	-	-	-	-	-	-	-
	Propamocarb	µg/L				-	-	-	-	-	-	-	-	-	-	-	-	-	-	-	-	-	-
	2,4-Dichlorprop	µg/L				-	-	-	-	-	-	-	-	-	-	-	-	-	-	-	-	-	-

					Investigation Phase	LTM	GI	GI	GI	GI	LTM	LTM	LTM	LTM	LTM	GI	GI	GI	LTM	LTM	LTM	LTM	LTM
					Location_Code	WS09013	WS10006	WS10006	WS10006	WS10006	WS10006	WS10006	WS10006	WS10006	WS10006	WS11002	WS11002	WS11002	WS11002	WS11002	WS11002	WS11002	WS11002
					Sampled_Date	11/09/2020	31/10/2019	06/11/2019	15/01/2020	04/03/2020	07/04/2020	21/04/2020	21/05/2020	03/07/2020	15/09/2020	31/10/2019	06/11/2019	14/01/2020	02/03/2020	07/04/2020	23/04/2020	23/04/2020	19/05/2020
					Sample_Depth	3.03	0.82	0.77	0.63	1.5	2	2	2	1.47	1.53	1.46	1.41	0.85	2	2	2	2	2
Chem_Group	**ChemName**	**output unit**	**EQL**	**UK Drinking Water Standards**	**UK Freshwater EQS**																		
	2,4-Dichlorprop (Filtered)	µg/L	0.02			-	-	-	-	-	-	-	-	-	-	-	-	-	-	-	-	-	-
	3-Hydroxy Carbofuran	µg/L				-	-	-	-	-	-	-	-	-	-	-	-	-	-	-	-	-	-
	4-(2,4-Dichlorophenoxy)butyric Acid (2,4-DB)	µg/L				-	-	-	-	-	-	-	-	-	-	-	-	-	-	-	-	-	-
	4-(2,4-Dichlorophenoxy)butyric Acid (2,4-DB) (Filtered)	µg/L	0.02			-	-	-	-	-	-	-	-	-	-	-	-	-	-	-	-	-	-
	4,4-DDE	µg/L	0.01		0.00625[#39]	-	-	-	-	-	-	-	-	-	-	-	-	-	-	-	-	-	-
	4,4-DDE (Filtered)	µg/L	0.01		0.00625[#39]	-	-	-	-	-	-	-	-	-	-	-	-	-	-	-	-	-	-
	Cypermethrins(total) (Filtered)	µg/L	0.01		0.0001[#3]	-	-	-	-	-	-	-	-	-	-	-	-	-	-	-	-	-	-
	Cyproconazole	µg/L				-	-	-	-	-	-	-	-	-	-	-	-	-	-	-	-	-	-
	Cyromazine	µg/L				-	-	-	-	-	-	-	-	-	-	-	-	-	-	-	-	-	-
	d-BHC	µg/L	0.01			-	-	-	-	-	-	-	-	-	-	-	-	-	-	-	-	-	-
	d-BHC (Filtered)	µg/L	0.01			-	-	-	-	-	-	-	-	-	-	-	-	-	-	-	-	-	-
	DDD	µg/L	0.01		0.00625[#39]	-	-	-	-	-	-	-	-	-	-	-	-	-	-	-	-	-	-
	DDD (Filtered)	µg/L	0.01		0.00625[#39]	-	-	-	-	-	-	-	-	-	-	-	-	-	-	-	-	-	-
	DDT	µg/L	0.01		0.01[#41]	-	-	-	-	-	-	-	-	-	-	-	-	-	-	-	-	-	-
	DDT (Filtered)	µg/L	0.01		0.01[#41]	-	-	-	-	-	-	-	-	-	-	-	-	-	-	-	-	-	-
	Deisopropylatrazine	µg/L				-	-	-	-	-	-	-	-	-	-	-	-	-	-	-	-	-	-
	Chlorothalonil	µg/L	0.01		0.035[#2]	-	-	-	-	-	-	-	-	-	-	-	-	-	-	-	-	-	-
	Chlorothalonil (Filtered)	µg/L	0.01		0.035[#2]	-	-	-	-	-	-	-	-	-	-	-	-	-	-	-	-	-	-
	Deethylatrazine	µg/L				-	-	-	-	-	-	-	-	-	-	-	-	-	-	-	-	-	-
	Demeton-S-methyl	µg/L	0.01			-	-	-	-	-	-	-	-	-	-	-	-	-	-	-	-	-	-
	Demeton-S-methyl (Filtered)	µg/L	0.01			-	-	-	-	-	-	-	-	-	-	-	-	-	-	-	-	-	-
	Diazinon	µg/L	0.01		0.01[#2]	-	-	-	-	-	-	-	-	-	-	-	-	-	-	-	-	-	-
	Diazinon (Filtered)	µg/L	0.01		0.01[#2]	-	-	-	-	-	-	-	-	-	-	-	-	-	-	-	-	-	-
	Dicamba	µg/L				-	-	-	-	-	-	-	-	-	-	-	-	-	-	-	-	-	-
	Dicamba (Filtered)	µg/L	0.02			-	-	-	-	-	-	-	-	-	-	-	-	-	-	-	-	-	-
	Dichlobenil	µg/L	0.01			-	-	-	-	-	-	-	-	-	-	-	-	-	-	-	-	-	-
	Dichlobenil (Filtered)	µg/L	0.01			-	-	-	-	-	-	-	-	-	-	-	-	-	-	-	-	-	-
	cis-Permethrin (Filtered)	µg/L	0.01			-	-	-	-	-	-	-	-	-	-	-	-	-	-	-	-	-	-
	Dichlorvos	µg/L	0.01		0.001[#3]	-	-	-	-	-	-	-	-	-	-	-	-	-	-	-	-	-	-
	Dichlorvos (Filtered)	µg/L	0.01		0.001[#3]	-	-	-	-	-	-	-	-	-	-	-	-	-	-	-	-	-	-
	Diclofop	µg/L				-	-	-	-	-	-	-	-	-	-	-	-	-	-	-	-	-	-
	Diclofop (Filtered)	µg/L	0.02			-	-	-	-	-	-	-	-	-	-	-	-	-	-	-	-	-	-
	Dieldrin	µg/L	0.01	0.03[#1]	0.0025[#40]	-	-	-	-	-	-	-	-	-	-	-	-	-	-	-	-	-	-
	Dieldrin (Filtered)	µg/L	0.01	0.03[#1]	0.0025[#40]	-	-	-	-	-	-	-	-	-	-	-	-	-	-	-	-	-	-
	Difenoconazole	µg/L				-	-	-	-	-	-	-	-	-	-	-	-	-	-	-	-	-	-
	Difenoxuron	µg/L				-	-	-	-	-	-	-	-	-	-	-	-	-	-	-	-	-	-
	Diflubenzuron	µg/L			0.001[#3]	-	-	-	-	-	-	-	-	-	-	-	-	-	-	-	-	-	-
	Diflubenzuron (Filtered)	µg/L	0.05		0.001[#3]	-	-	-	-	-	-	-	-	-	-	-	-	-	-	-	-	-	-
	Diflufenican	µg/L				-	-	-	-	-	-	-	-	-	-	-	-	-	-	-	-	-	-
	Dimethoate	µg/L	0.01		0.48[#2]	-	-	-	-	-	-	-	-	-	-	-	-	-	-	-	-	-	-
	Dimethoate (Filtered)	µg/L	0.01		0.48[#2]	-	-	-	-	-	-	-	-	-	-	-	-	-	-	-	-	-	-
	Dinoseb	µg/L				-	-	-	-	-	-	-	-	-	-	-	-	-	-	-	-	-	-
	Disulfoton	µg/L	0.01			-	-	-	-	-	-	-	-	-	-	-	-	-	-	-	-	-	-
	Disulfoton (Filtered)	µg/L	0.01			-	-	-	-	-	-	-	-	-	-	-	-	-	-	-	-	-	-
	Diuron	µg/L			0.2[#2]	-	-	-	-	-	-	-	-	-	-	-	-	-	-	-	-	-	-
	Diuron (Filtered)	µg/L	0.05		0.2[#2]	-	-	-	-	-	-	-	-	-	-	-	-	-	-	-	-	-	-
	Endosulfan I	µg/L	0.01			-	-	-	-	-	-	-	-	-	-	-	-	-	-	-	-	-	-
	Endosulfan I (Filtered)	µg/L	0.01			-	-	-	-	-	-	-	-	-	-	-	-	-	-	-	-	-	-
	Endosulfan II	µg/L	0.02			-	-	-	-	-	-	-	-	-	-	-	-	-	-	-	-	-	-
	Endosulfan II (Filtered)	µg/L	0.02			-	-	-	-	-	-	-	-	-	-	-	-	-	-	-	-	-	-
	Endosulfan sulphate	µg/L	0.02			-	-	-	-	-	-	-	-	-	-	-	-	-	-	-	-	-	-
	Endosulfan sulphate (Filtered)	µg/L	0.02			-	-	-	-	-	-	-	-	-	-	-	-	-	-	-	-	-	-
	Endrin	µg/L	0.01		0.0025[#40]	-	-	-	-	-	-	-	-	-	-	-	-	-	-	-	-	-	-
	Endrin (Filtered)	µg/L	0.01		0.0025[#40]	-	-	-	-	-	-	-	-	-	-	-	-	-	-	-	-	-	-
	s-Ethyl dipropylthiocarbamate	µg/L				-	-	-	-	-	-	-	-	-	-	-	-	-	-	-	-	-	-
	Ethiofencarb	µg/L				-	-	-	-	-	-	-	-	-	-	-	-	-	-	-	-	-	-
	Ethion	µg/L	0.01			-	-	-	-	-	-	-	-	-	-	-	-	-	-	-	-	-	-
	Ethion (Filtered)	µg/L	0.01			-	-	-	-	-	-	-	-	-	-	-	-	-	-	-	-	-	-
	Ethoprop	µg/L				-	-	-	-	-	-	-	-	-	-	-	-	-	-	-	-	-	-
	Ethofumesate	µg/L				-	-	-	-	-	-	-	-	-	-	-	-	-	-	-	-	-	-
	Etridiazole	µg/L	0.01			-	-	-	-	-	-	-	-	-	-	-	-	-	-	-	-	-	-
	Etridiazole (Filtered)	µg/L	0.01			-	-	-	-	-	-	-	-	-	-	-	-	-	-	-	-	-	-
	Fenamiphos	µg/L				-	-	-	-	-	-	-	-	-	-	-	-	-	-	-	-	-	-
	Fenarimol	µg/L				-	-	-	-	-	-	-	-	-	-	-	-	-	-	-	-	-	-
	Fenitrothion	µg/L	0.01		0.01[#3]	-	-	-	-	-	-	-	-	-	-	-	-	-	-	-	-	-	-
	Fenitrothion (Filtered)	µg/L	0.01		0.01[#3]	-	-	-	-	-	-	-	-	-	-	-	-	-	-	-	-	-	-
	Fensulfothion	µg/L				-	-	-	-	-	-	-	-	-	-	-	-	-	-	-	-	-	-
	Fenhexamid	µg/L				-	-	-	-	-	-	-	-	-	-	-	-	-	-	-	-	-	-
	Fenoxycarb	µg/L				-	-	-	-	-	-	-	-	-	-	-	-	-	-	-	-	-	-
	Fenthion	µg/L	0.01			-	-	-	-	-	-	-	-	-	-	-	-	-	-	-	-	-	-
	Fenthion (Filtered)	µg/L	0.01			-	-	-	-	-	-	-	-	-	-	-	-	-	-	-	-	-	-
	Fenpropimorf	µg/L				-	-	-	-	-	-	-	-	-	-	-	-	-	-	-	-	-	-
	Fluometuron (Filtered)	µg/L	10			-	-	-	-	-	-	-	-	-	-	-	-	-	-	-	-	-	-
	Fluroxypyr	µg/L				-	-	-	-	-	-	-	-	-	-	-	-	-	-	-	-	-	-
	Fluroxypyr (Filtered)	µg/L	0.02			-	-	-	-	-	-	-	-	-	-	-	-	-	-	-	-	-	-
	Flutolanil	µg/L				-	-	-	-	-	-	-	-	-	-	-	-	-	-	-	-	-	-
	Fonofos	µg/L				-	-	-	-	-	-	-	-	-	-	-	-	-	-	-	-	-	-
	g-BHC (Lindane)	µg/L	0.01			-	-	-	-	-	-	-	-	-	-	-	-	-	-	-	-	-	-
	g-BHC (Lindane) (Filtered)	µg/L	0.01			-	-	-	-	-	-	-	-	-	-	-	-	-	-	-	-	-	-
	Haloxyfop-methyl	µg/L				-	-	-	-	-	-	-	-	-	-	-	-	-	-	-	-	-	-
	Thifensulfuron	µg/L				-	-	-	-	-	-	-	-	-	-	-	-	-	-	-	-	-	-

					Investigation Phase	LTM	GI	GI	GI	GI	LTM	LTM	LTM	LTM	LTM	GI	GI	GI	LTM	LTM	LTM	LTM	LTM
					Location_Code	WS09013	WS10006	WS10006	WS10006	WS10006	WS10006	WS10006	WS10006	WS10006	WS10006	WS11002	WS11002	WS11002	WS11002	WS11002	WS11002	WS11002	WS11002
					Sampled_Date	11/09/2020	31/10/2019	06/11/2019	15/01/2020	04/03/2020	07/04/2020	21/04/2020	21/05/2020	03/07/2020	15/09/2020	31/10/2019	06/11/2019	14/01/2020	02/03/2020	07/04/2020	23/04/2020	23/04/2020	19/05/2020
					Sample_Depth	3.03	0.82	0.77	0.63	1.5	2	2	2	1.47	1.53	1.46	1.41	0.85	2	2	2	2	2
Chem_Group	**ChemName**	**output unit**	**EQL**	**UK Drinking Water Standards**	**UK Freshwater EQS**																		
	Heptachlor	µg/L	0.01	0.03[#1]		-	-	-	-	-	-	-	-	-	-	-	-	-	-	-	-	-	-
	Heptachlor (Filtered)	µg/L	0.01	0.03[#1]		-	-	-	-	-	-	-	-	-	-	-	-	-	-	-	-	-	-
	Hexaconazole	µg/L				-	-	-	-	-	-	-	-	-	-	-	-	-	-	-	-	-	-
	Hexazinone	µg/L				-	-	-	-	-	-	-	-	-	-	-	-	-	-	-	-	-	-
	Hydroxyatrazine	µg/L				-	-	-	-	-	-	-	-	-	-	-	-	-	-	-	-	-	-
	Iprodione	µg/L				-	-	-	-	-	-	-	-	-	-	-	-	-	-	-	-	-	-
	Isodrin	µg/L	0.01		0.0025[#40]	-	-	-	-	-	-	-	-	-	-	-	-	-	-	-	-	-	-
	Isodrin (Filtered)	µg/L	0.01		0.0025[#40]	-	-	-	-	-	-	-	-	-	-	-	-	-	-	-	-	-	-
	Isoproturon	µg/L			0.3[#2]	-	-	-	-	-	-	-	-	-	-	-	-	-	-	-	-	-	-
	Isoproturon (Filtered)	µg/L	0.05		0.3[#2]	-	-	-	-	-	-	-	-	-	-	-	-	-	-	-	-	-	-
	Linuron	µg/L			0.5[#2]	-	-	-	-	-	-	-	-	-	-	-	-	-	-	-	-	-	-
	Linuron (Filtered)	µg/L	0.05		0.5[#2]	-	-	-	-	-	-	-	-	-	-	-	-	-	-	-	-	-	-
	Malathion	µg/L	0.01		0.01[#3]	-	-	-	-	-	-	-	-	-	-	-	-	-	-	-	-	-	-
	Malathion (Filtered)	µg/L	0.01		0.01[#3]	-	-	-	-	-	-	-	-	-	-	-	-	-	-	-	-	-	-
	2-Methyl-4-chlorophenoxyacetic acid	µg/L				-	-	-	-	-	-	-	-	-	-	-	-	-	-	-	-	-	-
	2-Methyl-4-chlorophenoxyacetic acid (Filtered)	µg/L	0.02			-	-	-	-	-	-	-	-	-	-	-	-	-	-	-	-	-	-
	2-Methyl-4-Chlorophenoxy Butanoic Acid	µg/L				-	-	-	-	-	-	-	-	-	-	-	-	-	-	-	-	-	-
	2-Methyl-4-Chlorophenoxy Butanoic Acid (Filtered)	µg/L	0.02			-	-	-	-	-	-	-	-	-	-	-	-	-	-	-	-	-	-
	Mecoprop	µg/L			18[#2]	-	-	-	-	-	-	-	-	-	-	-	-	-	-	-	-	-	-
	Mecoprop (Filtered)	µg/L	0.02		18[#2]	-	-	-	-	-	-	-	-	-	-	-	-	-	-	-	-	-	-
	Mefenpyr-diethyl	µg/L				-	-	-	-	-	-	-	-	-	-	-	-	-	-	-	-	-	-
	Metachlor	µg/L	0.01		0.3[#2]	-	-	-	-	-	-	-	-	-	-	-	-	-	-	-	-	-	-
	Metachlor (Filtered)	µg/L	0.01		0.3[#2]	-	-	-	-	-	-	-	-	-	-	-	-	-	-	-	-	-	-
	Metalaxyl	µg/L				-	-	-	-	-	-	-	-	-	-	-	-	-	-	-	-	-	-
	Methamidophos	µg/L				-	-	-	-	-	-	-	-	-	-	-	-	-	-	-	-	-	-
	Methidathion	µg/L				-	-	-	-	-	-	-	-	-	-	-	-	-	-	-	-	-	-
	Methiocarb	µg/L			0.01[#3]	-	-	-	-	-	-	-	-	-	-	-	-	-	-	-	-	-	-
	Methomyl	µg/L				-	-	-	-	-	-	-	-	-	-	-	-	-	-	-	-	-	-
	Methoxychlor	µg/L	0.01			-	-	-	-	-	-	-	-	-	-	-	-	-	-	-	-	-	-
	Methoxychlor (Filtered)	µg/L	0.01			-	-	-	-	-	-	-	-	-	-	-	-	-	-	-	-	-	-
	Methoxyfenozide	µg/L				-	-	-	-	-	-	-	-	-	-	-	-	-	-	-	-	-	-
	Methyl parathion	µg/L	0.01			-	-	-	-	-	-	-	-	-	-	-	-	-	-	-	-	-	-
	Methyl parathion (Filtered)	µg/L	0.01			-	-	-	-	-	-	-	-	-	-	-	-	-	-	-	-	-	-
	Metolachlor	µg/L				-	-	-	-	-	-	-	-	-	-	-	-	-	-	-	-	-	-
	Metoxuron	µg/L				-	-	-	-	-	-	-	-	-	-	-	-	-	-	-	-	-	-
	Metoxuron (Filtered)	µg/L	0.05			-	-	-	-	-	-	-	-	-	-	-	-	-	-	-	-	-	-
	Metsulfuron Methyl	µg/L				-	-	-	-	-	-	-	-	-	-	-	-	-	-	-	-	-	-
	Mevinphos (Phosdrin)	µg/L	0.01		0.02(MAC)[#38]	-	-	-	-	-	-	-	-	-	-	-	-	-	-	-	-	-	-
	Mevinphos (Phosdrin) (Filtered)	µg/L	0.01		0.02(MAC)[#38]	-	-	-	-	-	-	-	-	-	-	-	-	-	-	-	-	-	-
	Molinate	µg/L				-	-	-	-	-	-	-	-	-	-	-	-	-	-	-	-	-	-
	Monlinuran	µg/L				-	-	-	-	-	-	-	-	-	-	-	-	-	-	-	-	-	-
	Monlinuran (Filtered)	µg/L	0.05			-	-	-	-	-	-	-	-	-	-	-	-	-	-	-	-	-	-
	Monocrotophos	µg/L				-	-	-	-	-	-	-	-	-	-	-	-	-	-	-	-	-	-
	Napropamide	µg/L				-	-	-	-	-	-	-	-	-	-	-	-	-	-	-	-	-	-
	Flusilazole (NuStar)	µg/L				-	-	-	-	-	-	-	-	-	-	-	-	-	-	-	-	-	-
	o,p-DDD	µg/L	0.01			-	-	-	-	-	-	-	-	-	-	-	-	-	-	-	-	-	-
	o,p-DDD (Filtered)	µg/L	0.01			-	-	-	-	-	-	-	-	-	-	-	-	-	-	-	-	-	-
	o,p'-DDE	µg/L	0.01			-	-	-	-	-	-	-	-	-	-	-	-	-	-	-	-	-	-
	o,p'-DDE (Filtered)	µg/L	0.01			-	-	-	-	-	-	-	-	-	-	-	-	-	-	-	-	-	-
	o,p-Methoxychlor	µg/L	0.01			-	-	-	-	-	-	-	-	-	-	-	-	-	-	-	-	-	-
	o,p-Methoxychlor (Filtered)	µg/L	0.01			-	-	-	-	-	-	-	-	-	-	-	-	-	-	-	-	-	-
	Omethoate	µg/L	0.01		0.01[#3]	-	-	-	-	-	-	-	-	-	-	-	-	-	-	-	-	-	-
	Omethoate (Filtered)	µg/L	0.01		0.01[#3]	-	-	-	-	-	-	-	-	-	-	-	-	-	-	-	-	-	-
	Oxamyl	µg/L				-	-	-	-	-	-	-	-	-	-	-	-	-	-	-	-	-	-
	Paclobutrazol	µg/L				-	-	-	-	-	-	-	-	-	-	-	-	-	-	-	-	-	-
	Methyl Paraoxon	µg/L				-	-	-	-	-	-	-	-	-	-	-	-	-	-	-	-	-	-
	Parathion	µg/L	0.01			-	-	-	-	-	-	-	-	-	-	-	-	-	-	-	-	-	-
	Parathion (Filtered)	µg/L	0.01			-	-	-	-	-	-	-	-	-	-	-	-	-	-	-	-	-	-
	Pendimethalin	µg/L	0.01		0.3[#2]	-	-	-	-	-	-	-	-	-	-	-	-	-	-	-	-	-	-
	Pendimethalin (Filtered)	µg/L	0.01		0.3[#2]	-	-	-	-	-	-	-	-	-	-	-	-	-	-	-	-	-	-
	Imidacloprid	µg/L				-	-	-	-	-	-	-	-	-	-	-	-	-	-	-	-	-	-
	Permethrin	µg/L	0.01		0.001[#3]	-	-	-	-	-	-	-	-	-	-	-	-	-	-	-	-	-	-
	Permethrin II	µg/L	0.01			-	-	-	-	-	-	-	-	-	-	-	-	-	-	-	-	-	-
	Permethrin II (Filtered)	µg/L	0.01			-	-	-	-	-	-	-	-	-	-	-	-	-	-	-	-	-	-
	Phorate	µg/L	0.01			-	-	-	-	-	-	-	-	-	-	-	-	-	-	-	-	-	-
	Phorate (Filtered)	µg/L	0.01			-	-	-	-	-	-	-	-	-	-	-	-	-	-	-	-	-	-
	Phosmet	µg/L				-	-	-	-	-	-	-	-	-	-	-	-	-	-	-	-	-	-
	Lenacil	µg/L				-	-	-	-	-	-	-	-	-	-	-	-	-	-	-	-	-	-
	Picloram	µg/L				-	-	-	-	-	-	-	-	-	-	-	-	-	-	-	-	-	-
	Picloram (Filtered)	µg/L	0.02			-	-	-	-	-	-	-	-	-	-	-	-	-	-	-	-	-	-
	Picoxystrobin	µg/L				-	-	-	-	-	-	-	-	-	-	-	-	-	-	-	-	-	-
	Pirimicarb	µg/L			1[#3]	-	-	-	-	-	-	-	-	-	-	-	-	-	-	-	-	-	-
	Pirimiphos-methyl	µg/L	0.01		0.015[#3]	-	-	-	-	-	-	-	-	-	-	-	-	-	-	-	-	-	-
	Pirimiphos-methyl (Filtered)	µg/L	0.01		0.015[#3]	-	-	-	-	-	-	-	-	-	-	-	-	-	-	-	-	-	-
	Pirimphos-ethyl	µg/L				-	-	-	-	-	-	-	-	-	-	-	-	-	-	-	-	-	-
	Pirimphos-ethyl (Filtered)	µg/L	0.01			-	-	-	-	-	-	-	-	-	-	-	-	-	-	-	-	-	-
	Prochloraz	µg/L			4[#3]	-	-	-	-	-	-	-	-	-	-	-	-	-	-	-	-	-	-
	Profenofos	µg/L				-	-	-	-	-	-	-	-	-	-	-	-	-	-	-	-	-	-
	Promecarb	µg/L				-	-	-	-	-	-	-	-	-	-	-	-	-	-	-	-	-	-
	Prometon	µg/L				-	-	-	-	-	-	-	-	-	-	-	-	-	-	-	-	-	-
	Prometon (Filtered)	µg/L	0.02			-	-	-	-	-	-	-	-	-	-	-	-	-	-	-	-	-	-

					Investigation Phase	LTM	GI	GI	GI	GI	LTM	LTM	LTM	LTM	LTM	GI	GI	GI	LTM	LTM	LTM	LTM	LTM
					Location_Code	WS09013	WS10006	WS10006	WS10006	WS10006	WS10006	WS10006	WS10006	WS10006	WS10006	WS11002	WS11002	WS11002	WS11002	WS11002	WS11002	WS11002	WS11002
					Sampled_Date	11/09/2020	31/10/2019	06/11/2019	15/01/2020	04/03/2020	07/04/2020	21/04/2020	21/05/2020	03/07/2020	15/09/2020	31/10/2019	06/11/2019	14/01/2020	02/03/2020	07/04/2020	23/04/2020	23/04/2020	19/05/2020
					Sample_Depth	3.03	0.82	0.77	0.63	1.5	2	2	2	1.47	1.53	1.46	1.41	0.85	2	2	2	2	2
Chem_Group	**ChemName**	**output unit**	**EQL**	**UK Drinking Water Standards**	**UK Freshwater EQS**																		
	Prometryn	µg/L	0.01			-	-	-	-	-	-	-	-	-	-	-	-	-	-	-	-	-	-
	Prometryn (Filtered)	µg/L	0.02			-	-	-	-	-	-	-	-	-	-	-	-	-	-	-	-	-	-
	Pronamide	µg/L	0.01		100[#3]	-	-	-	-	-	-	-	-	-	-	-	-	-	-	-	-	-	-
	Pronamide (Filtered)	µg/L	0.01		100[#3]	-	-	-	-	-	-	-	-	-	-	-	-	-	-	-	-	-	-
	Propanil	µg/L				-	-	-	-	-	-	-	-	-	-	-	-	-	-	-	-	-	-
	Propazine	µg/L	0.01			-	-	-	-	-	-	-	-	-	-	-	-	-	-	-	-	-	-
	Propazine (Filtered)	µg/L	0.02			-	-	-	-	-	-	-	-	-	-	-	-	-	-	-	-	-	-
	Propham	µg/L				-	-	-	-	-	-	-	-	-	-	-	-	-	-	-	-	-	-
	Propiconazole	µg/L				-	-	-	-	-	-	-	-	-	-	-	-	-	-	-	-	-	-
	Propoxycarbazone-sodium	µg/L				-	-	-	-	-	-	-	-	-	-	-	-	-	-	-	-	-	-
	Pursuit	µg/L				-	-	-	-	-	-	-	-	-	-	-	-	-	-	-	-	-	-
	Pyriproxyfen	µg/L				-	-	-	-	-	-	-	-	-	-	-	-	-	-	-	-	-	-
	Quinclorac	µg/L				-	-	-	-	-	-	-	-	-	-	-	-	-	-	-	-	-	-
	Quinoxyfen	µg/L				-	-	-	-	-	-	-	-	-	-	-	-	-	-	-	-	-	-
	Ronnel (Filtered)	µg/L	0.01		0.03[#3]	-	-	-	-	-	-	-	-	-	-	-	-	-	-	-	-	-	-
	Savey	µg/L				-	-	-	-	-	-	-	-	-	-	-	-	-	-	-	-	-	-
	Sethoxydim	µg/L				-	-	-	-	-	-	-	-	-	-	-	-	-	-	-	-	-	-
	Simazine	µg/L	0.01		1[#2]	-	-	-	-	-	-	-	-	-	-	-	-	-	-	-	-	-	-
	Simazine (Filtered)	µg/L	0.02		1[#2]	-	-	-	-	-	-	-	-	-	-	-	-	-	-	-	-	-	-
	Tebuthiuron	µg/L				-	-	-	-	-	-	-	-	-	-	-	-	-	-	-	-	-	-
	Tebuthiuron (Filtered)	µg/L	10			-	-	-	-	-	-	-	-	-	-	-	-	-	-	-	-	-	-
	Terbutryn	µg/L	0.01			-	-	-	-	-	-	-	-	-	-	-	-	-	-	-	-	-	-
	Terbutryn (Filtered)	µg/L	0.02			-	-	-	-	-	-	-	-	-	-	-	-	-	-	-	-	-	-
	Terbutylazine	µg/L				-	-	-	-	-	-	-	-	-	-	-	-	-	-	-	-	-	-
	Terbutylazine (Filtered)	µg/L	0.02			-	-	-	-	-	-	-	-	-	-	-	-	-	-	-	-	-	-
	Phosalone	µg/L	0.01			-	-	-	-	-	-	-	-	-	-	-	-	-	-	-	-	-	-
	Phosalone (Filtered)	µg/L	0.01			-	-	-	-	-	-	-	-	-	-	-	-	-	-	-	-	-	-
	Phosphamidon	µg/L	0.01			-	-	-	-	-	-	-	-	-	-	-	-	-	-	-	-	-	-
	Phosphamidon (Filtered)	µg/L	0.01			-	-	-	-	-	-	-	-	-	-	-	-	-	-	-	-	-	-
	Thiobencarb	µg/L				-	-	-	-	-	-	-	-	-	-	-	-	-	-	-	-	-	-
	Thiophanate-methyl	µg/L				-	-	-	-	-	-	-	-	-	-	-	-	-	-	-	-	-	-
	Triadimefon	µg/L	0.01			-	-	-	-	-	-	-	-	-	-	-	-	-	-	-	-	-	-
	Triadimefon (Filtered)	µg/L	0.01			-	-	-	-	-	-	-	-	-	-	-	-	-	-	-	-	-	-
	Triadimenol	µg/L				-	-	-	-	-	-	-	-	-	-	-	-	-	-	-	-	-	-
	Triallate	µg/L	0.01		0.25[#3]	-	-	-	-	-	-	-	-	-	-	-	-	-	-	-	-	-	-
	Triallate (Filtered)	µg/L	0.01		0.25[#3]	-	-	-	-	-	-	-	-	-	-	-	-	-	-	-	-	-	-
	Triasulfuron	µg/L				-	-	-	-	-	-	-	-	-	-	-	-	-	-	-	-	-	-
	Tributyl phosphate (Filtered)	µg/L	0.01		50[#3]	-	-	-	-	-	-	-	-	-	-	-	-	-	-	-	-	-	-
	Triclopyr	µg/L				-	-	-	-	-	-	-	-	-	-	-	-	-	-	-	-	-	-
	Triclopyr (Filtered)	µg/L	0.02			-	-	-	-	-	-	-	-	-	-	-	-	-	-	-	-	-	-
	Triclosan	µg/L				-	-	-	-	-	-	-	-	-	-	-	-	-	-	-	-	-	-
	Trifluralin	µg/L	0.01		0.03[#2]	-	-	-	-	-	-	-	-	-	-	-	-	-	-	-	-	-	-
	Trifluralin (Filtered)	µg/L	0.01		0.03[#2]	-	-	-	-	-	-	-	-	-	-	-	-	-	-	-	-	-	-
	Tebuconazole	µg/L				-	-	-	-	-	-	-	-	-	-	-	-	-	-	-	-	-	-
	Telodrin	µg/L	0.01			-	-	-	-	-	-	-	-	-	-	-	-	-	-	-	-	-	-
	Telodrin (Filtered)	µg/L	0.01			-	-	-	-	-	-	-	-	-	-	-	-	-	-	-	-	-	-
	Triazophos	µg/L	0.01		0.005[#3]	-	-	-	-	-	-	-	-	-	-	-	-	-	-	-	-	-	-
	Triazophos (Filtered)	µg/L	0.01		0.005[#3]	-	-	-	-	-	-	-	-	-	-	-	-	-	-	-	-	-	-
	Tricyclazole	µg/L				-	-	-	-	-	-	-	-	-	-	-	-	-	-	-	-	-	-
Surrogate	Surrogate Value	%				-	-	-	-	-	-	-	-	-	-	-	-	-	-	-	-	-	-
SVOC TIC	SVOC TICS - Detect	Detect				-	-	-	-	-	-	-	-	-	-	-	-	-	-	-	-	-	-
	SVOC Tentatively Identified Compounds	µg/L	10			-	-	-	-	-	-	-	-	-	-	-	-	-	-	-	-	-	-
	SVOC Tentatively Identified Compounds (Filtered)	µg/L	1			-	-	-	-	-	-	-	-	-	-	-	-	-	-	-	-	-	-
VOC TIC	VOC TICs - Detect	Detect				-	-	-	-	-	-	-	-	-	-	-	-	-	-	-	-	-	-
	VOC Tentatively Identified Compounds	µg/l	10			-	-	-	-	-	-	-	-	-	-	-	-	-	-	-	-	-	-
	VOC Tentatively Identified Compounds (Filtered)	µg/l	1			-	-	-	-	-	-	-	-	-	-	-	-	-	-	-	-	-	-
Other	Biochemical Oxygen Demand (5-day test)	µg/L	1000			-	-	-	-	-	-	-	-	-	-	-	-	-	-	-	-	-	-
	Redox	mV				-	-	-	-	-	-	-	-	-	-	-	-	-	-	-	-	-	-
	Conductivity @ 20oC	µS/cm	5			1110	-	-	-	1200	1200	1220	1100	1110	1120	-	-	-	546	532	521	521 - 559	501
	Conductivity @ 20oC (Filtered)	µS/cm	10			-	1396	-	1338	-	-	-	-	-	-	557	-	553	-	-	-	-	-
	Biological Oxygen Demand	mg/L	1			-	-	-	-	<1	<1	<1	<1	<1	-	-	-	-	1.28	<1	<1	<1	<1
	Biological Oxygen Demand (Filtered)	mg/L	1			-	-	4	5	-	-	-	-	-	-	-	3	<1	-	-	-	-	-
	Chemical Oxygen Demand	mg/L	5			-	-	-	-	11	12.7	30.7	17.5	22.6	-	-	-	-	28.3	28.8	27.7	27.7 - 31.7	44.6
	Chemical Oxygen Demand (Filtered)	mg/L	5			-	10	-	31	-	-	-	-	-	-	25	-	73	-	-	-	-	-
	Dissolved Organic Carbon	µg/L	200			-	-	-	-	-	-	-	-	-	-	-	-	-	-	-	-	-	-
	Dissolved Organic Carbon (Filtered)	µg/L	200			5300	13,200	-	5200	9350	8200	9490	8510	8450	9570	15,800	-	9800	14,200	13,200	14,400	14,400 -	16,700
	pH (Lab)	pH_Units	0.01	6.5-9.5[#1]	6-9(MAC)[#38]	7.12	-	-	-	7.69	7.11	7.39	7.07	7	7.1	-	-	-	5	4.8	4.44	4.44 - 4.51	4.54
	pH (Lab) (Filtered)	pH_Units	0.01	6.5-9.5[#1]	6-9(MAC)[#38]	-	7.13	-	7.54	-	-	-	-	-	-	4.85	-	5.15	-	-	-	-	-

					Investigation Phase	LTM	LTM	LTM
					Location_Code	WS11002	WS11002	WS11002
					Sampled_Date	01/07/2020	23/09/2020	23/09/2020
					Sample_Depth	2	2.24	2.24
Chem_Group	**ChemName**	**output unit**	**EQL**	**UK Drinking Water Standards**	**UK Freshwater EQS**			
Metals	Antimony	µg/L	4	5[#1]		-	-	-
	Arsenic	µg/L	1	10[#1]	50[#2]	<2	2.91	7.12
	Arsenic (Filtered)	µg/L	0.5	10[#1]	50[#2]	0.88	0.524	0.6
	Boron	µg/L	10	1000[#1]	2000[#3]	166	178	176
	Boron (Filtered)	µg/L	10	1000[#1]	2000[#3]	-	-	-
	Cadmium	µg/L	0.05	5[#1]	0.08[#4]	1.34	1.4	1.36
	Cadmium (Filtered)	µg/L	0.05	5[#1]	0.08[#4]	1.31	1.33	1.31
	Chromium (hexavalent)	µg/L	10		3.4[#5]	-	-	-
	Chromium (hexavalent) (Filtered)	µg/L	3		3.4[#5]	<3	<3	<3
	Chromium	µg/L	1	50[#1]	3.4[#6]	5.09	11.9	29.1
	Chromium (Filtered)	µg/L	1	50[#1]	3.4[#6]	4.94	4.75	4.8
	Chromium (Trivalent)	µg/L	10		4.7[#5]	-	-	-
	Chromium (Trivalent) (Filtered)	µg/L	3		4.7[#5]	4.94	4.75	4.8
	Cobalt	µg/L	1		3[#7]	-	-	-
	Cobalt (Filtered)	µg/L	0.5		3[#7]	45.5	46.8	46.1
	Copper	µg/L	1	2000[#1]	1(bio)[#8]	12.6	19.2	32.1
	Copper (Filtered)	µg/L	0.3	2000[#1]	1(bio)[#8]	12.9	13.7	13.8
	Iron	µg/L	10	200[#1]	1000[#2]	-	-	-
	Iron (Filtered)	µg/L	10	200[#1]	1000[#2]	196	166	149
	Lead	µg/L	1	10[#1]	1.2(bio)[#8]	-	-	-
	Lead (Filtered)	µg/L	0.2	10[#1]	1.2(bio)[#8]	0.828	0.905	1.13
	Manganese	µg/L	1	50[#1]	123(bio)[#9]	486	452	466
	Manganese (Filtered)	µg/L	1	50[#1]	123(bio)[#9]	463	479	475
	Mercury	µg/L	0.02	1[#1]	0.07(MAC)[#10]	<0.02	<0.02	0.0463
	Mercury (Filtered)	µg/L	0.01	1[#1]	0.07(MAC)[#10]	<0.01	<0.01	<0.01
	Molybdenum	µg/L	9	70[#11]		-	-	-
	Nickel	µg/L	1	20[#1]	4(bio)[#8]	69.7	71.1	77.9
	Nickel (Filtered)	µg/L	0.4	20[#1]	4(bio)[#8]	69.4	68.7	68.9
	Selenium	µg/L	1	10[#1]		<1	1.82	2.01
	Selenium (Filtered)	µg/L	1	10[#1]		-	-	-
	Vanadium	µg/L	5		20[#12]	-	-	-
	Zinc	µg/L	1	3000[#13]	10.9(bio)[#8]	101	115	135
	Zinc (Filtered)	µg/L	1	3000[#13]	10.9(bio)[#8]	-	-	-
Inorganics	Alkalinity (Carbonate as CaCO3) (Filtered)	mg/L	15			-	-	-
	Total Hardness	mg/l	0.35			177	172	177
	Total Hardness (Filtered)	mg/l	2			-	-	-
	Alkalinity (Bicarbonate as CaCO3)	mg/L	2			<2	<2	<2
	Alkalinity (Bicarbonate as CaCO3) (Filtered)	mg/L	15			-	-	-
	Alkalinity (Bicarbonate) as HCO3	mg/L	2			<2	<2	<2
	Alkalinity (total) as CaCO3	mg/L	2			<2	<2	<2
	Alkalinity (total) as CaCO3 (Filtered)	mg/L	15			-	-	-
	Ammonia as N (Filtered)	mg/L	0.000036		0.6[#14]	-	-	-
	Ammoniacal Nitrogen as N	mg/L	0.02		0.6[#14]	-	-	-
	Ammoniacal Nitrogen as N (Filtered)	mg/L	0.01		0.6[#14]	1.23	-	-
	Ammoniacal Nitrogen as NH3 (Filtered)	mg/L	0.01			-	-	-
	Calcium	mg/L	1			-	-	-
	Calcium (Filtered)	mg/L	0.2			65.9	65.9	65.9
	Chloride	mg/L	1	250[#1]	250[#3]	-	-	-
	Chloride (Filtered)	mg/L	1	250[#1]	250[#3]	63.4	62.3	62.4
	Cyanide (Free)	µg/L	5	50[#1]	1[#2]	-	-	-
	Cyanide (Free) (Filtered)	µg/L	2.5	50[#1]	1[#2]	<2.5	<2.5	<2.5
	Cyanide Total	µg/L	5	50[#1]	1[#2]	-	-	-
	Cyanide Total (Filtered)	µg/L	5	50[#1]	1[#2]	<5	<5	<5
	cyanides-complex (Filtered)	µg/L	5	50[#1]	1[#2]	<5	<5	<5
	Fluoride	µg/L	100	1500[#1]	1000[#15]	-	-	-
	Fluoride (Filtered)	µg/L	100	1500[#1]	1000[#15]	<500	-	-
	Magnesium	mg/L	1			-	-	-
	Magnesium (Filtered)	mg/L	0.036			3.59	3.35	3.35
	Nitrate (as N) (Filtered)	mg/L	0.022			-	-	-
	Nitrate (as NO3-)	mg/L	0.1	50(NO3)[#16]		-	-	-
	Nitrate (as NO3-) (Filtered)	mg/L	0.1	50(NO3)[#16]		24.7	24.6	23.9
	Phosphorus	µg/L	20			41.8	-	-
	Phosphorus (Filtered)	µg/L	10			33.4	-	-
	Potassium	mg/L	1.2			-	-	-
	Potassium (Filtered)	mg/L	0.2			3.21	3.32	3.39
	Sodium	mg/L	1	200[#1]		-	-	-
	Sodium (Filtered)	mg/L	0.076	200[#1]		17.6	15.7	16.1
	Sulphate	mg/L	1	250(SO4)[#17]	400[#3]	-	-	-
	Sulphate (Filtered)	mg/L	1	250(SO4)[#17]	400[#3]	126	125	125
PAH	Naphthalene	µg/L	0.01		2[#2]	0.018	0.0124	0.0129
	Naphthalene (Filtered)	µg/L	0.01		2[#2]	-	-	-
	Acenaphthene	µg/L	0.005		No UK EQS	<0.005	<0.005	<0.005
	Acenaphthene (Filtered)	µg/L	0.01		No UK EQS	-	-	-
	Acenaphthylene	µg/L	0.005		No UK EQS	<0.005	<0.005	<0.005
	Acenaphthylene (Filtered)	µg/L	0.01		No UK EQS	-	-	-
	Fluoranthene	µg/L	0.005		0.0063[#2]	<0.005	<0.005	0.0102
	Fluoranthene (Filtered)	µg/L	0.01		0.0063[#2]	-	-	-
	Anthracene	µg/L	0.005		0.1[#2]	<0.005	<0.005	<0.005
	Anthracene (Filtered)	µg/L	0.01		0.1[#2]	-	-	-
	Phenanthrene	µg/L	0.005		No UK EQS	<0.005	<0.005	<0.005
	Phenanthrene (Filtered)	µg/L	0.01		No UK EQS	-	-	-

					Investigation Phase	LTM	LTM	LTM
					Location_Code	WS11002	WS11002	WS11002
					Sampled_Date	01/07/2020	23/09/2020	23/09/2020
					Sample_Depth	2	2.24	2.24
Chem_Group	**ChemName**	**output unit**	**EQL**	**UK Drinking Water Standards**	**UK Freshwater EQS**			
	Fluorene	µg/L	0.005		No UK EQS	<0.005	<0.005	<0.005
	Fluorene (Filtered)	µg/L	0.01		No UK EQS	-	-	-
	Chrysene	µg/L	0.005		No UK EQS	<0.005	<0.005	<0.005
	Chrysene (Filtered)	µg/L	0.01		No UK EQS	-	-	-
	Pyrene	µg/L	0.005		No UK EQS	<0.005	<0.005	0.00921
	Pyrene (Filtered)	µg/L	0.01		No UK EQS	-	-	-
	Benzo(a)anthracene	µg/L	0.005		No UK EQS	<0.005	<0.005	<0.005
	Benzo(a)anthracene (Filtered)	µg/L	0.01		No UK EQS	-	-	-
	Benzo(b)fluoranthene	µg/L	0.005	0.025[#18]	See BaP[#19]	<0.005	<0.005	0.00914
	Benzo(b)fluoranthene (Filtered)	µg/L	0.01	0.025[#18]	See BaP[#19]	-	-	-
	Benzo(k)fluoranthene	µg/L	0.005	0.025[#18]	See BaP[#19]	<0.005	<0.005	<0.005
	Benzo(k)fluoranthene (Filtered)	µg/L	0.01	0.025[#18]	See BaP[#19]	-	-	-
	Benzo(a)pyrene	µg/L	0.002	0.01[#1]	0.00017[#19]	<0.002	<0.002	0.00609
	Benzo(a)pyrene (Filtered)	µg/L	0.01	0.01[#1]	0.00017[#19]	-	-	-
	Dibenz(a,h)anthracene	µg/L	0.005		No UK EQS	<0.005	<0.005	<0.005
	Dibenz(a,h)anthracene (Filtered)	µg/L	0.01		No UK EQS	-	-	-
	Benzo(g,h,i)perylene	µg/L	0.005	0.025[#18]	See BaP[#19]	<0.005	<0.005	<0.005
	Benzo(g,h,i)perylene (Filtered)	µg/L	0.01	0.025[#18]	See BaP[#19]	-	-	-
	Indeno(1,2,3-c,d)pyrene	µg/L	0.005	0.025[#18]	See BaP[#19]	<0.005	<0.005	<0.005
	Indeno(1,2,3-c,d)pyrene (Filtered)	µg/L	0.01	0.025[#18]	See BaP[#19]	-	-	-
	PAH 16 Total	µg/L	0.01			<0.082	<0.082	<0.082
	PAH 16 Total (Filtered)	µg/L	0.01			-	-	-
TPH CWG	>C5-C6 Aliphatics	µg/L	1	See TPH	See TPH	<10	-	-
	>C5-C6 Aliphatics (Filtered)	µg/L	1	See TPH	See TPH	-	-	-
	>C6-C8 Aliphatics	µg/L	1	See TPH	See TPH	<10	-	-
	>C6-C8 Aliphatics (Filtered)	µg/L	1	See TPH	See TPH	-	-	-
	>C8-C10 Aliphatics	µg/L	5	See TPH	See TPH	<10	-	-
	>C8-C10 Aliphatics (Filtered)	µg/L	5	See TPH	See TPH	-	-	-
	>C10-C12 Aliphatics	µg/L	5	See TPH	See TPH	<10	-	-
	>C10-C12 Aliphatics (Filtered)	µg/L	5	See TPH	See TPH	-	-	-
	>C12-C16 Aliphatics	µg/L	5	See TPH	See TPH	<10	-	-
	>C12-C16 Aliphatics (Filtered)	µg/L	5	See TPH	See TPH	-	-	-
	>C16-C21 Aliphatics	µg/L	5	See TPH	See TPH	<10	-	-
	>C16-C21 Aliphatics (Filtered)	µg/L	5	See TPH	See TPH	-	-	-
	>C21-C35 Aliphatics	µg/L	5	See TPH	See TPH	<10	-	-
	>C21-C35 Aliphatics (Filtered)	µg/L	5	See TPH	See TPH	-	-	-
	>C16-C35 Aliphatics	µg/L	10			<10	-	-
	Total >C5-C35 Aliphatics	µg/L	5	See TPH	See TPH	-	-	-
	Total >C5-C35 Aliphatics (Filtered)	µg/L	5	See TPH	See TPH	-	-	-
	Total Aliphatics >C12-C35	µg/L	10			<10	-	-
	>EC5-EC7 Aromatics	µg/L	1	See TPH	See TPH	-	-	-
	>EC5-EC7 Aromatics (Filtered)	µg/L	1	See TPH	See TPH	-	-	-
	>EC6-EC7 Aromatics	µg/L	10			<10	-	-
	>EC7-EC8 Aromatics	µg/L	1	See TPH	See TPH	<10	-	-
	>EC7-EC8 Aromatics (Filtered)	µg/L	1	See TPH	See TPH	-	-	-
	>EC8-EC10 Aromatics	µg/L	5	See TPH	See TPH	<10	-	-
	>EC8-EC10 Aromatics (Filtered)	µg/L	5	See TPH	See TPH	-	-	-
	>EC10-EC12 Aromatics	µg/L	5	See TPH	See TPH	<10	-	-
	>EC10-EC12 Aromatics (Filtered)	µg/L	5	See TPH	See TPH	-	-	-
	>EC12-EC16 Aromatics	µg/L	5	See TPH	See TPH	<10	-	-
	>EC12-EC16 Aromatics (Filtered)	µg/L	5	See TPH	See TPH	-	-	-
	>EC16-EC21 Aromatics	µg/L	5	See TPH	See TPH	<10	-	-
	>EC16-EC21 Aromatics (Filtered)	µg/L	5	See TPH	See TPH	-	-	-
	>EC21-EC35 Aromatics	µg/L	10	See TPH	See TPH	<10	-	-
	>EC21-EC35 Aromatics (Filtered)	µg/L	10	See TPH	See TPH	-	-	-
	Total Aromatics >EC12-EC35	µg/L	10			<10	-	-
	Total >EC5-EC35 Aromatics	µg/L	10	See TPH	See TPH	-	-	-
	Total >EC5-EC35 Aromatics (Filtered)	µg/L	10	See TPH	See TPH	-	-	-
	TPH >C5-C35 Aliphatics/Aromatics	µg/L	10	I10[#20]	I50[#21]	<10	-	-
	TPH >C5-C35 Aliphatics/Aromatics (Filtered)	µg/L	10	I10[#20]	I50[#21]	-	-	-
TPH	>C5-C6	µg/L	10			-	<10	<10
	>C6-C7	µg/L	10			-	<10	<10
	>C7-C8	µg/L	10			-	<10	<10
	>C6-C8	µg/L	10			-	-	-
	>C6-C8 (Filtered)	µg/L	10			-	-	-
	>C8-C10	µg/L	5			-	<10	<10
	>C8-C10 (Filtered)	µg/L	5			-	-	-
	>C10-C12	µg/L	5			-	<10	<10
	>C10-C12 (Filtered)	µg/L	5			-	-	-
	>C12-C16	µg/L	10			-	<100	<100
	>C12-C16 (Filtered)	µg/L	10			-	-	-
	>C16-C21	µg/L	20			-	<100	<100
	>C16-C21 (Filtered)	µg/L	20			-	-	-
	>C21-C28	µg/L	100			-	<100	<100
	>C28-C35	µg/L	100			-	<100	<100
	>C21-C40	µg/L	20			-	-	-
	>C21-C40 (Filtered)	µg/L	20			-	-	-
	>C35-C40	µg/L	100			-	<100	<100
	EPH >C10-40	µg/L	100			-	115	113
	Total EPH C6-40	µg/L	100			-	115	113
	GRO >C5-12	µg/L	50			<50	<50	<50

					Investigation Phase	LTM	LTM	LTM
					Location_Code	WS11002	WS11002	WS11002
					Sampled_Date	01/07/2020	23/09/2020	23/09/2020
					Sample_Depth	2	2.24	2.24
Chem_Group	**ChemName**	**output unit**	**EQL**	**UK Drinking Water Standards**	**UK Freshwater EQS**			
	Total Petroleum Hydrocarbons	µg/L	10	10[#20]	50[#21]	-	-	-
	Total Petroleum Hydrocarbons (Filtered)	µg/L	10	10[#20]	50[#21]	-	-	-
BTEX and MTBE	Benzene	µg/L	1	1[#1]	10[#2]	<7	<7	<7
	Benzene (Filtered)	µg/L	1	1[#1]	10[#2]	-	-	-
	Toluene	µg/L	1	700[#22]	74[#2]	<4	<4	<4
	Toluene (Filtered)	µg/L	1	700[#22]	74[#2]	-	-	-
	Ethylbenzene	µg/L	1	300[#22]	20[#23]	<5	<5	<5
	Ethylbenzene (Filtered)	µg/L	1	300[#22]	20[#23]	-	-	-
	Xylene (m & p)	µg/L	1	250[#24]	15[#25]	<8	<8	<8
	Xylene (m & p) (Filtered)	µg/L	1	250[#24]	15[#25]	-	-	-
	Xylene (o)	µg/L	1	250[#24]	15[#25]	<3	<3	<3
	Xylene (o) (Filtered)	µg/L	1	250[#24]	15[#25]	-	-	-
	Xylene Total	µg/L	2	500[#22]	30[#3]	<11	<11	<11
	MTBE	µg/L	1	15[#26]	15[#27]	<3	<3	<3
	MTBE (Filtered)	µg/L	1	15[#26]	15[#27]	-	-	-
	Total BTEX	µg/L	28			<28	<28	<28
VOC	Styrene	µg/L	1		50[#3]	-	-	-
	Styrene (Filtered)	µg/L	1		50[#3]	-	-	-
	cis-1,3-dichloropropene	µg/L	1			-	-	-
	cis-1,3-dichloropropene (Filtered)	µg/L	1			-	-	-
	trans-1,3-dichloropropene	µg/L	1			-	-	-
	trans-1,3-dichloropropene (Filtered)	µg/L	1			-	-	-
	1,1,1,2-tetrachloroethane	µg/L	1		70[#28]	-	-	-
	1,1,1,2-tetrachloroethane (Filtered)	µg/L	1		70[#28]	-	-	-
	1,1,1-trichloroethane	µg/L	1	2000[#29]	100[#3]	-	-	-
	1,1,1-trichloroethane (Filtered)	µg/L	1	2000[#29]	100[#3]	-	-	-
	1,1,2,2-tetrachloroethane	µg/L	1		70[#28]	-	-	-
	1,1,2,2-tetrachloroethane (Filtered)	µg/L	1		70[#28]	-	-	-
	1,1,2-trichloroethane	µg/L	1		400[#3]	-	-	-
	1,1,2-trichloroethane (Filtered)	µg/L	1		400[#3]	-	-	-
	1,1-dichloroethane	µg/L	1	2.8[#30]		-	-	-
	1,1-dichloroethane (Filtered)	µg/L	1	2.8[#30]		-	-	-
	1,1-dichloroethene	µg/L	1	140[#31]		-	-	-
	1,1-dichloroethene (Filtered)	µg/L	1	140[#31]		-	-	-
	1,1-dichloropropene	µg/L	1			-	-	-
	1,1-dichloropropene (Filtered)	µg/L	1			-	-	-
	1,2,3-trichloropropane	µg/L	1			-	-	-
	1,2,3-trichloropropane (Filtered)	µg/L	1			-	-	-
	1,2,4-trimethylbenzene	µg/L	1			-	-	-
	1,2,4-trimethylbenzene (Filtered)	µg/L	1			-	-	-
	1,2-dibromo-3-chloropropane	µg/L	1			-	-	-
	1,2-dibromo-3-chloropropane (Filtered)	µg/L	2			-	-	-
	1,2-dibromoethane	µg/L	1			-	-	-
	1,2-dibromoethane (Filtered)	µg/L	1			-	-	-
	1,2-dichloroethane	µg/L	1	3[#1]	10[#2]	-	-	-
	1,2-dichloroethane (Filtered)	µg/L	2	3[#1]	10[#2]	-	-	-
	1,2-dichloropropane	µg/L	1			-	-	-
	1,2-dichloropropane (Filtered)	µg/L	1			-	-	-
	1,3,5-trimethylbenzene	µg/L	1			-	-	-
	1,3,5-trimethylbenzene (Filtered)	µg/L	1			-	-	-
	1,3-dichloropropane	µg/L	1			-	-	-
	1,3-dichloropropane (Filtered)	µg/L	1			-	-	-
	2,2-dichloropropane	µg/L	1			-	-	-
	2,2-dichloropropane (Filtered)	µg/L	1			-	-	-
	2-chlorotoluene	µg/L	1			-	-	-
	2-chlorotoluene (Filtered)	µg/L	1			-	-	-
	4-chlorotoluene	µg/L	1			-	-	-
	4-chlorotoluene (Filtered)	µg/L	1			-	-	-
	Bromobenzene	µg/L	1			-	-	-
	Bromobenzene (Filtered)	µg/L	1			-	-	-
	Bromochloromethane	µg/L	1			-	-	-
	Bromochloromethane (Filtered)	µg/L	5			-	-	-
	Bromodichloromethane	µg/L	1	25[#32]		-	-	-
	Bromodichloromethane (Filtered)	µg/L	10	25[#32]		-	-	-
	Bromoform	µg/L	1	25[#32]		-	-	-
	Bromoform (Filtered)	µg/L	1	25[#32]		-	-	-
	Bromomethane	µg/L	1			-	-	-
	Bromomethane (Filtered)	µg/L	1			-	-	-
	Carbon disulfide	µg/L	1			-	-	-
	Carbon disulfide (Filtered)	µg/L	1			-	-	-
	Carbon tetrachloride	µg/L	1	3[#1]	12[#2]	-	-	-
	Carbon tetrachloride (Filtered)	µg/L	1	3[#1]	12[#2]	-	-	-
	Chlorodibromomethane	µg/L	1	25[#32]		-	-	-
	Chlorodibromomethane (Filtered)	µg/L	3	25[#32]		-	-	-
	Chloroethane	µg/L	1			-	-	-
	Chloroethane (Filtered)	µg/L	1			-	-	-
	Chloroform	µg/L	1	25[#32]	2.5[#2]	-	-	-
	Chloroform (Filtered)	µg/L	1	25[#32]	2.5[#2]	-	-	-
	Chloromethane	µg/L	1			-	-	-
	Chloromethane (Filtered)	µg/L	10			-	-	-
	cis-1,2-dichloroethene	µg/L	1	25[#33]		-	-	-

					Investigation Phase	LTM	LTM	LTM
					Location_Code	WS11002	WS11002	WS11002
					Sampled_Date	01/07/2020	23/09/2020	23/09/2020
					Sample_Depth	2	2.24	2.24
Chem_Group	**ChemName**	**output unit**	**EQL**	**UK Drinking Water Standards**	**UK Freshwater EQS**			
	cis-1,2-dichloroethene (Filtered)	µg/L	1	25[#33]		-	-	-
	Dibromomethane	µg/L	1			-	-	-
	Dibromomethane (Filtered)	µg/L	1			-	-	-
	Dichlorodifluoromethane	µg/L	1			-	-	-
	Dichlorodifluoromethane (Filtered)	µg/L	1			-	-	-
	Dichloromethane	µg/L	3		20[#2]	-	-	-
	Dichloromethane (Filtered)	µg/L	5		20[#2]	-	-	-
	Isopropylbenzene	µg/L	1			-	-	-
	Isopropylbenzene (Filtered)	µg/L	1			-	-	-
	n-butylbenzene	µg/L	1			-	-	-
	n-butylbenzene (Filtered)	µg/L	1			-	-	-
	n-propylbenzene	µg/L	1			-	-	-
	n-propylbenzene (Filtered)	µg/L	1			-	-	-
	p-isopropyltoluene	µg/L	1			-	-	-
	p-isopropyltoluene (Filtered)	µg/L	1			-	-	-
	sec-butylbenzene	µg/L	1			-	-	-
	sec-butylbenzene (Filtered)	µg/L	1			-	-	-
	Trichloroethene	µg/L	1	5[#34]	10[#2]	-	-	-
	Trichloroethene (Filtered)	µg/L	1	5[#34]	10[#2]	-	-	-
	tert-butylbenzene	µg/L	1			-	-	-
	tert-butylbenzene (Filtered)	µg/L	2			-	-	-
	Tetrachloroethene	µg/L	1	5[#34]	10[#2]	-	-	-
	Tetrachloroethene (Filtered)	µg/L	1	5[#34]	10[#2]	-	-	-
	trans-1,2-dichloroethene	µg/L	1	25[#33]		-	-	-
	trans-1,2-dichloroethene (Filtered)	µg/L	1	25[#33]		-	-	-
	Trichlorofluoromethane	µg/L	1			-	-	-
	Trichlorofluoromethane (Filtered)	µg/L	1			-	-	-
	Vinyl chloride	µg/L	1	0.5[#1]		-	-	-
	Vinyl chloride (Filtered)	µg/L	1	0.5[#1]		-	-	-
	tert-Amyl methyl ether	µg/L	1			-	-	-
VOC/SVOC	1,2,3-trichlorobenzene	µg/L	0.01		0.13[#35]	-	-	-
	1,2,3-trichlorobenzene (Filtered)	µg/L	0.01		0.13[#35]	-	-	-
	1,2,4-trichlorobenzene	µg/L	0.01		0.13[#35]	-	-	-
	1,2,4-trichlorobenzene (Filtered)	µg/L	0.01		0.13[#35]	-	-	-
	1,2-dichlorobenzene	µg/L	1		6.7[#36]	-	-	-
	1,2-dichlorobenzene (Filtered)	µg/L	1		6.7[#36]	-	-	-
	1,3,5-Trichlorobenzene	µg/L	0.01		0.13[#35]	-	-	-
	1,3,5-Trichlorobenzene (Filtered)	µg/L	0.01		0.13[#35]	-	-	-
	1,3-dichlorobenzene	µg/L	1		6.7[#36]	-	-	-
	1,3-dichlorobenzene (Filtered)	µg/L	1		6.7[#36]	-	-	-
	1,4-dichlorobenzene	µg/L	1		6.7[#36]	-	-	-
	1,4-dichlorobenzene (Filtered)	µg/L	1		6.7[#36]	-	-	-
	Chlorobenzene	µg/L	1	100[#37]		-	-	-
	Chlorobenzene (Filtered)	µg/L	1	100[#37]		-	-	-
	Hexachlorobutadiene	µg/L	0.01		0.6(MAC)[#10]	-	-	-
	Hexachlorobutadiene (Filtered)	µg/L	0.01		0.6(MAC)[#10]	-	-	-
SVOC	4-bromophenyl phenyl ether	µg/L	1			-	-	-
	4-bromophenyl phenyl ether (Filtered)	µg/L	1			-	-	-
	4-nitroaniline	µg/L	1			-	-	-
	4-nitrophenol	µg/L	1			-	-	-
	4-nitrophenol (Filtered)	µg/L	1			-	-	-
	Perylene (Filtered)	µg/L	1			-	-	-
	2,4,5-trichlorophenol	µg/L	1			-	-	-
	2,4,5-trichlorophenol (Filtered)	µg/L	1			-	-	-
	2,4,6-trichlorophenol	µg/L	1			-	-	-
	2,4,6-trichlorophenol (Filtered)	µg/L	1			-	-	-
	2,4-dichlorophenol	µg/L	1		4.2[#2]	-	-	-
	2,4-dichlorophenol (Filtered)	µg/L	1		4.2[#2]	-	-	-
	2,4-dimethylphenol	µg/L	1			-	-	-
	2,4-dimethylphenol (Filtered)	µg/L	1			-	-	-
	2,4-dinitrotoluene	µg/L	1			-	-	-
	2,4-dinitrotoluene (Filtered)	µg/L	1			-	-	-
	2,6-dinitrotoluene	µg/L	1			-	-	-
	2,6-dinitrotoluene (Filtered)	µg/L	1			-	-	-
	2-chloronaphthalene	µg/L	1			-	-	-
	2-chloronaphthalene (Filtered)	µg/L	1			-	-	-
	2-chlorophenol	µg/L	1		50[#3]	-	-	-
	2-chlorophenol (Filtered)	µg/L	1		50[#3]	-	-	-
	2-methylnaphthalene	µg/L	1			-	-	-
	2-methylnaphthalene (Filtered)	µg/L	1			-	-	-
	2-methylphenol	µg/L	1			-	-	-
	2-methylphenol (Filtered)	µg/L	1			-	-	-
	2-nitroaniline	µg/L	1			-	-	-
	2-nitrophenol	µg/L	1			-	-	-
	2-nitrophenol (Filtered)	µg/L	1			-	-	-
	3-nitroaniline	µg/L	1			-	-	-
	4,6-Dinitro-2-methylphenol	µg/L				-	-	-
	4-chloro-3-methylphenol	µg/L	1		40[#3]	-	-	-
	4-chloro-3-methylphenol (Filtered)	µg/L	1		40[#3]	-	-	-
	4-chloroaniline	µg/L	1			-	-	-
	4-chlorophenyl phenyl ether	µg/L	1			-	-	-

					Investigation Phase	LTM	LTM	LTM
					Location_Code	WS11002	WS11002	WS11002
					Sampled_Date	01/07/2020	23/09/2020	23/09/2020
					Sample_Depth	2	2.24	2.24
Chem_Group	**ChemName**	**output unit**	**EQL**	**UK Drinking Water Standards**	**UK Freshwater EQS**			
	4-methylphenol	µg/L	1			-	-	-
	Azobenzene	µg/L	1			-	-	-
	Bis(2-chloroethoxy) methane	µg/L	1			-	-	-
	Bis(2-chloroethoxy) methane (Filtered)	µg/L	1			-	-	-
	Bis(2-chloroethyl)ether	µg/L	1			-	-	-
	Bis(2-chloroethyl)ether (Filtered)	µg/L	1			-	-	-
	Bis(2-chloroisopropyl) ether (Filtered)	µg/L	1			-	-	-
	Bis(2-ethylhexyl) phthalate	µg/L	2		1.3[#2]	-	-	-
	Bis(2-ethylhexyl) phthalate (Filtered)	µg/L	10		1.3[#2]	-	-	-
	Butyl benzyl phthalate	µg/L	1		7.5[#2]	-	-	-
	Butyl benzyl phthalate (Filtered)	µg/L	1		7.5[#2]	-	-	-
	Carbazole	µg/L	1			-	-	-
	Carbazole (Filtered)	µg/L	1			-	-	-
	Dibenzofuran	µg/L	1			-	-	-
	Dibenzofuran (Filtered)	µg/L	1			-	-	-
	Diethylphthalate	µg/L	1		200[#3]	-	-	-
	Diethylphthalate (Filtered)	µg/L	1		200[#3]	-	-	-
	Dimethyl phthalate	µg/L	1		800[#3]	-	-	-
	Dimethyl phthalate (Filtered)	µg/L	1		800[#3]	-	-	-
	Di-n-butyl phthalate	µg/L	1		8[#3]	-	-	-
	Di-n-butyl phthalate (Filtered)	µg/L	1		8[#3]	-	-	-
	Di-n-octyl phthalate	µg/L	5		20[#3]	-	-	-
	Di-n-octyl phthalate (Filtered)	µg/L	10		20[#3]	-	-	-
	Hexachlorobenzene	µg/L	0.01		0.05(MAC)[#10]	-	-	-
	Hexachlorobenzene (Filtered)	µg/L	0.01		0.05(MAC)[#10]	-	-	-
	Hexachlorocyclopentadiene	µg/L	1			-	-	-
	Hexachlorocyclopentadiene (Filtered)	µg/L	1			-	-	-
	Hexachloroethane	µg/L	1			-	-	-
	Hexachloroethane (Filtered)	µg/L	1			-	-	-
	Isophorone	µg/L	1			-	-	-
	Isophorone (Filtered)	µg/L	1			-	-	-
	Nitrobenzene	µg/L	1			-	-	-
	Nitrobenzene (Filtered)	µg/L	1			-	-	-
	N-nitrosodi-n-propylamine	µg/L	1			-	-	-
	N-nitrosodi-n-propylamine (Filtered)	µg/L	1			-	-	-
	Pentachlorobenzene	µg/L	0.01		0.007[#2]	-	-	-
	Pentachlorobenzene (Filtered)	µg/L	0.01		0.007[#2]	-	-	-
	Pentachloronitrobenzene	µg/L	0.01			-	-	-
	Pentachloronitrobenzene (Filtered)	µg/L	0.01			-	-	-
	Pentachlorophenol	µg/L	1		0.4[#2]	-	-	-
	Pentachlorophenol (Filtered)	µg/L	0.02		0.4[#2]	-	-	-
PCB	Heptachlorobiphenyl, 2,3,3,4,4,5,5- (PCB 189)	µg/L	0.015			-	-	-
	Heptachlorobiphenyl, 2,3,3,4,4,5,5- (PCB 189) (Filtered)	µg/L	0.001			-	-	-
	Hexachlorobiphenyl, 2,3,3,4,4,5- (PCB 156)	µg/L	0.015			-	-	-
	Hexachlorobiphenyl, 2,3,3,4,4,5- (PCB 156) (Filtered)	µg/L	0.001			-	-	-
	Hexachlorobiphenyl, 2,3,3,4,4,5- (PCB 157)	µg/L	0.015			-	-	-
	Hexachlorobiphenyl, 2,3,3,4,4,5- (PCB 157) (Filtered)	µg/L	0.001			-	-	-
	Hexachlorobiphenyl, 2,3,4,4,5,5- (PCB 167)	µg/L	0.015			-	-	-
	Hexachlorobiphenyl, 2,3,4,4,5,5- (PCB 167) (Filtered)	µg/L	0.001			-	-	-
	Hexachlorobiphenyl, 3,3,4,4,5,5- (PCB 169)	µg/L	0.015			-	-	-
	Hexachlorobiphenyl, 3,3,4,4,5,5- (PCB 169) (Filtered)	µg/L	0.001			-	-	-
	PCB 101	µg/L	0.015			-	-	-
	PCB 101 (Filtered)	µg/L	0.001			-	-	-
	PCB 118	µg/L	0.015			-	-	-
	PCB 118 (Filtered)	µg/L	0.002			-	-	-
	PCB 138	µg/L	0.015			-	-	-
	PCB 138 (Filtered)	µg/L	0.001			-	-	-
	PCB 153	µg/L	0.015			-	-	-
	PCB 153 (Filtered)	µg/L	0.001			-	-	-
	PCB 180	µg/L	0.015			-	-	-
	PCB 180 (Filtered)	µg/L	0.001			-	-	-
	PCB 28	µg/L	0.015			-	-	-
	PCB 28 (Filtered)	µg/L	0.001			-	-	-
	PCB 52	µg/L	0.015			-	-	-
	PCB 52 (Filtered)	µg/L	0.001			-	-	-
	Pentachlorobiphenyl, 2,3,3,4,4- (PCB 105)	µg/L	0.015			-	-	-
	Pentachlorobiphenyl, 2,3,3,4,4- (PCB 105) (Filtered)	µg/L	0.001			-	-	-
	Pentachlorobiphenyl, 2,3,4,4,5- (PCB 114)	µg/L	0.015			-	-	-
	Pentachlorobiphenyl, 2,3,4,4,5- (PCB 114) (Filtered)	µg/L	0.001			-	-	-
	Pentachlorobiphenyl, 2,3,4,4,5- (PCB 123)	µg/L	0.015			-	-	-
	Pentachlorobiphenyl, 2,3,4,4,5- (PCB 123) (Filtered)	µg/L	0.001			-	-	-
	Pentachlorobiphenyl, 3,3,4,4,5- (PCB 126)	µg/L	0.015			-	-	-
	Pentachlorobiphenyl, 3,3,4,4,5- (PCB 126) (Filtered)	µg/L	0.001			-	-	-
	Tetrachlorobiphenyl, 3,3,4,4- (PCB 77)	µg/L	0.015			-	-	-
	Tetrachlorobiphenyl, 3,3,4,4- (PCB 77) (Filtered)	µg/L	0.001			-	-	-
	Tetrachlorobiphenyl, 3,4,4,5- (PCB 81)	µg/L	0.015			-	-	-
	Tetrachlorobiphenyl, 3,4,4,5- (PCB 81) (Filtered)	µg/L	0.001			-	-	-
	Total PCB 7 Congeners	µg/L	0.105			-	-	-
	Total PCB 7 Congeners and WHO 12 (Filtered)	µg/l	0.001			-	-	-
Phenolics	Xylenols (Filtered)	µg/L	0.5			1.48	<0.5	<0.5
	3-&4-methylphenol (Filtered)	µg/L	1			-	-	-

					Investigation Phase	LTM	LTM	LTM
					Location_Code	WS11002	WS11002	WS11002
					Sampled_Date	01/07/2020	23/09/2020	23/09/2020
					Sample_Depth	2	2.24	2.24
Chem_Group	**ChemName**	**output unit**	**EQL**	**UK Drinking Water Standards**	**UK Freshwater EQS**			
	Cresol Total (Filtered)	µg/L	0.5			<0.5	<0.5	<0.5
	Phenol	µg/L	1	5800[#30]	7.7[#2]	-	-	-
	Phenol (Filtered)	µg/L	0.5	5800[#30]	7.7[#2]	<0.5	<0.5	<0.5
	Total Phenols	µg/L	10			-	-	-
	Total Phenols (Filtered)	µg/L	10			-	-	-
	Phenols Monohydric (Filtered)	µg/L	0.5			1.48	<0.5	<0.5
Organotins	Dibutyltin (Filtered)	µg/L	0.05			-	-	-
	Monobutyltin (Filtered)	µg/L	0.05			-	-	-
	Tetrabutyltin (Filtered)	µg/L	0.001			-	-	-
	Tributyltin	µg/L	0.001		0.0002[#2]	-	-	-
	Tributyltin (Filtered)	µg/L	0.05		0.0002[#2]	-	-	-
	Triphenyltin (Filtered)	µg/L	0.05		0.02(MAC)[#38]	-	-	-
Pesticides	1-(3.4-Dichlorophenyl) urea (DCPU)	µg/l				-	-	-
	2-(4-Chlorophenoxy)propionic acid, 4-CPP	µg/l				-	-	-
	2-amino-N-(isopropyl)benzamide	µg/l				-	-	-
	2-Chloro-2.6-diethylacetanilide	µg/l				-	-	-
	Acibenzolar-S-methyl	µg/l				-	-	-
	Aminopyralid	µg/l				-	-	-
	Azoxystrobin	µg/L				-	-	-
	BAM	µg/l				-	-	-
	Benalaxyl	µg/l				-	-	-
	Bentazone methyl	µg/l				-	-	-
	Bifenox	µg/L				-	-	-
	Bitertanol	µg/l				-	-	-
	Boscalid	µg/l				-	-	-
	Cadusafos	µg/l				-	-	-
	Carfentrazone-ethyl	µg/L				-	-	-
	Chloridazon-desphenyl	µg/l				-	-	-
	Chloridazon-methyl desphenyl	µg/l				-	-	-
	Chlorotoluron-desmethyl	µg/l				-	-	-
	Chlorpropham	µg/L			10[#3]	-	-	-
	Clodinafop	µg/l				-	-	-
	Clomeprop	µg/l				-	-	-
	Crimidine	µg/l				-	-	-
	Cybutryne (Irgarol)	µg/l				-	-	-
	Cyprazine	µg/l				-	-	-
	Cyprodinil	µg/L				-	-	-
	Dichlofenthion	µg/l				-	-	-
	Dichlormid	µg/l				-	-	-
	Diethofencarb	µg/l				-	-	-
	Difenacoum	µg/l				-	-	-
	Dimefuron	µg/l				-	-	-
	Dimefuron (Filtered)	µg/l	0.05			-	-	-
	Dimethachlo	µg/l				-	-	-
	Dimethenamid	µg/l				-	-	-
	Dimethomorph	µg/l				-	-	-
	Dinoterb	µg/l				-	-	-
	Diuron desmethyl (DCPMU)	µg/l				-	-	-
	Epoxiconazole	µg/l				-	-	-
	Etrimphos	µg/L	0.01			-	-	-
	Etrimphos (Filtered)	µg/L	0.01			-	-	-
	Fenoxaprop	µg/l				-	-	-
	Fenpropidin	µg/l				-	-	-
	Fenuron	µg/l				-	-	-
	Fipronil	µg/L				-	-	-
	Florasulam	µg/l				-	-	-
	Fluazifop	µg/l				-	-	-
	Fluazifop-P-butyl	µg/L				-	-	-
	Foramsulfuron	µg/l				-	-	-
	Furathiocarb	µg/l				-	-	-
	Haloxyfop	µg/l				-	-	-
	Haloxyfop-p-methyl	µg/l				-	-	-
	Heptachlor epoxide	µg/L	0.01	0.03[#1]		-	-	-
	Heptachlor epoxide (Filtered)	µg/L	0.01	0.03[#1]		-	-	-
	Imazamox	µg/l				-	-	-
	Indoxacarb	µg/L				-	-	-
	Isoproturon-desmethyl	µg/l				-	-	-
	Isoproturon-monodesmethyl	µg/l				-	-	-
	Isopyrazam	µg/l				-	-	-
	Kresoxim-methyl	µg/l				-	-	-
	Malaoxon	µg/l				-	-	-
	Mandipropamid	µg/l				-	-	-
	Mecarbam	µg/l				-	-	-
	Mesotrione	µg/l				-	-	-
	Metconazole	µg/l				-	-	-
	Metribuzin-desamino	µg/l				-	-	-
	Naptalam	µg/l				-	-	-
	Nicosulfuron	µg/l				-	-	-
	Nuarimol	µg/l				-	-	-
	Oxadixyl	µg/l				-	-	-
	Paraoxon-ethyl	µg/l				-	-	-

					Investigation Phase	LTM	LTM	LTM
					Location_Code	WS11002	WS11002	WS11002
					Sampled_Date	01/07/2020	23/09/2020	23/09/2020
					Sample_Depth	2	2.24	2.24
Chem_Group	**ChemName**	**output unit**	**EQL**	**UK Drinking Water Standards**	**UK Freshwater EQS**			
	Parathion-ethyl	µg/l				-	-	-
	Penconazole	µg/l				-	-	-
	Pencycuron	µg/l				-	-	-
	Pencycuron (Filtered)	µg/l	0.05			-	-	-
	Phosphamidon I (Z) (Filtered)	µg/l	0.01			-	-	-
	Phosphamidon II (E)	µg/l	0.01			-	-	-
	Phosphamidon II (E) (Filtered)	µg/l	0.01			-	-	-
	Pretilachlor	µg/l				-	-	-
	Primisulfuron-methyl	µg/l				-	-	-
	Prodiamine	µg/l				-	-	-
	Propaquizafop	µg/l				-	-	-
	Propetamphos	µg/L	0.01		0.03[#3]	-	-	-
	Propetamphos (Filtered)	µg/L	0.01		0.03[#3]	-	-	-
	Prosulfocarb	µg/l				-	-	-
	Prothioconazole	µg/l				-	-	-
	Pyribenzoxim	µg/l				-	-	-
	Quinmerac	µg/l				-	-	-
	Quizalofop	µg/l				-	-	-
	Rimsulfuron	µg/l				-	-	-
	Sebuthylazine	µg/l				-	-	-
	Siduron (Filtered)	µg/l	10			-	-	-
	Simazine-2-hydroxy	µg/l				-	-	-
	Sodium Acifluorfen	µg/L				-	-	-
	Sulfosulfuron	µg/l				-	-	-
	Tecnazene	µg/L	0.01		1[#3]	-	-	-
	Tecnazene (Filtered)	µg/L	0.01		1[#3]	-	-	-
	Teflubenzuron	µg/l				-	-	-
	Terbuthylazine-desethyl	µg/l				-	-	-
	Terbuthylazine-desethyl-2-hydroxy	µg/l				-	-	-
	Terbuthylazine-hydroxy	µg/l				-	-	-
	Thiabendazole	µg/L			5[#3]	-	-	-
	Thiamethoxam	µg/L				-	-	-
	Thidiazuron (Filtered)	µg/l	10			-	-	-
	Tribenuron-methyl	µg/L				-	-	-
	Trietazine	µg/L	0.01			-	-	-
	Trietazine (Filtered)	µg/L	0.01			-	-	-
	Trifloxysulfuron-sodium	µg/l				-	-	-
	Triflusulfuron-methyl	µg/l				-	-	-
	Triforine	µg/l				-	-	-
	Triticonazole	µg/l				-	-	-
	Desmetryn	mg/L				-	-	-
	Simetryn	mg/L				-	-	-
	Simetryn (Filtered)	mg/L	0.00002			-	-	-
	Clothianidin	µg/L				-	-	-
	Cymoxanil	µg/L				-	-	-
	Flamprop (Filtered)	µg/L	0.02			-	-	-
	Fluazifop-butyl	µg/L				-	-	-
	Imazamethabenz-methyl	µg/L				-	-	-
	Mesosulfuron-methyl	µg/L				-	-	-
	Metamitron	µg/L				-	-	-
	Metobromuron	µg/L				-	-	-
	Monuron	µg/L				-	-	-
	Monuron (Filtered)	µg/L	0.05			-	-	-
	Secbumeton	µg/L				-	-	-
	Spiroxamine	µg/L				-	-	-
	Clomazon	µg/L				-	-	-
	Flamprop-isopropyl (Filtered)	µg/L	0.02			-	-	-
	Metazachlor	µg/L	0.01			-	-	-
	Metazachlor (Filtered)	µg/L	0.01			-	-	-
	Methabenzthiazuran	µg/L				-	-	-
	Methabenzthiazuran (Filtered)	µg/L	0.05			-	-	-
	Iprovalicarb	µg/L				-	-	-
	Chloroxuron	µg/L				-	-	-
	Chloroxuron (Filtered)	µg/L	0.05			-	-	-
	Neburon	µg/L				-	-	-
	Metribuzin	µg/L				-	-	-
	2,3,6-Trichlorobenzoic Acid (Tba)	µg/L				-	-	-
	2,3,6-Trichlorobenzoic Acid (Tba) (Filtered)	µg/L	0.02			-	-	-
	2,4,5-Trichlorophenoxy Acetic Acid	µg/L				-	-	-
	2,4,5-Trichlorophenoxy Acetic Acid (Filtered)	µg/L	0.02			-	-	-
	2,4,5-TP (Silvex)	µg/L				-	-	-
	2,4,5-TP (Silvex) (Filtered)	µg/L	0.02			-	-	-
	Pyrimethanil	µg/L				-	-	-
	Hedonal	µg/L			0.3[#2]	-	-	-
	Hedonal (Filtered)	µg/L	0.02		0.3[#2]	-	-	-
	2,4-DDT	µg/L	0.01		0.00625[#39]	-	-	-
	2,4-DDT (Filtered)	µg/L	0.01		0.00625[#39]	-	-	-
	Propachlor	µg/L	0.01			-	-	-
	Propachlor (Filtered)	µg/L	0.02			-	-	-
	Propamocarb	µg/L				-	-	-
	2,4-Dichlorprop	µg/L				-	-	-

					Investigation Phase	LTM	LTM	LTM
					Location_Code	WS11002	WS11002	WS11002
					Sampled_Date	01/07/2020	23/09/2020	23/09/2020
					Sample_Depth	2	2.24	2.24
Chem_Group	**ChemName**	**output unit**	**EQL**	**UK Drinking Water Standards**	**UK Freshwater EQS**			
	2,4-Dichlorprop (Filtered)	µg/L	0.02			-	-	-
	3-Hydroxy Carbofuran	µg/L				-	-	-
	4-(2,4-Dichlorophenoxy)butyric Acid (2,4-DB)	µg/L				-	-	-
	4-(2,4-Dichlorophenoxy)butyric Acid (2,4-DB) (Filtered)	µg/L	0.02			-	-	-
	4,4-DDE	µg/L	0.01		0.00625[#39]	-	-	-
	4,4-DDE (Filtered)	µg/L	0.01		0.00625[#39]	-	-	-
	Cypermethrins(total) (Filtered)	µg/L	0.01		0.0001[#3]	-	-	-
	Cyproconazole	µg/L				-	-	-
	Cyromazine	µg/L				-	-	-
	d-BHC	µg/L	0.01			-	-	-
	d-BHC (Filtered)	µg/L	0.01			-	-	-
	DDD	µg/L	0.01		0.00625[#39]	-	-	-
	DDD (Filtered)	µg/L	0.01		0.00625[#39]	-	-	-
	DDT	µg/L	0.01		0.01[#41]	-	-	-
	DDT (Filtered)	µg/L	0.01		0.01[#41]	-	-	-
	Deisopropylatrazine	µg/L				-	-	-
	Chlorothalonil	µg/L	0.01		0.035[#2]	-	-	-
	Chlorothalonil (Filtered)	µg/L	0.01		0.035[#2]	-	-	-
	Deethylatrazine	µg/L				-	-	-
	Demeton-S-methyl	µg/L	0.01			-	-	-
	Demeton-S-methyl (Filtered)	µg/L	0.01			-	-	-
	Diazinon	µg/L	0.01		0.01[#2]	-	-	-
	Diazinon (Filtered)	µg/L	0.01		0.01[#2]	-	-	-
	Dicamba	µg/L				-	-	-
	Dicamba (Filtered)	µg/L	0.02			-	-	-
	Dichlobenil	µg/L	0.01			-	-	-
	Dichlobenil (Filtered)	µg/L	0.01			-	-	-
	cis-Permethrin (Filtered)	µg/L	0.01			-	-	-
	Dichlorvos	µg/L	0.01		0.001[#3]	-	-	-
	Dichlorvos (Filtered)	µg/L	0.01		0.001[#3]	-	-	-
	Diclofop	µg/L				-	-	-
	Diclofop (Filtered)	µg/L	0.02			-	-	-
	Dieldrin	µg/L	0.01	0.03[#1]	0.0025[#40]	-	-	-
	Dieldrin (Filtered)	µg/L	0.01	0.03[#1]	0.0025[#40]	-	-	-
	Difenoconazole	µg/L				-	-	-
	Difenoxuron	µg/L				-	-	-
	Diflubenzuron	µg/L			0.001[#3]	-	-	-
	Diflubenzuron (Filtered)	µg/L	0.05		0.001[#3]	-	-	-
	Diflufenican	µg/L				-	-	-
	Dimethoate	µg/L	0.01		0.48[#2]	-	-	-
	Dimethoate (Filtered)	µg/L	0.01		0.48[#2]	-	-	-
	Dinoseb	µg/L				-	-	-
	Disulfoton	µg/L	0.01			-	-	-
	Disulfoton (Filtered)	µg/L	0.01			-	-	-
	Diuron	µg/L			0.2[#2]	-	-	-
	Diuron (Filtered)	µg/L	0.05		0.2[#2]	-	-	-
	Endosulfan I	µg/L	0.01			-	-	-
	Endosulfan I (Filtered)	µg/L	0.01			-	-	-
	Endosulfan II	µg/L	0.02			-	-	-
	Endosulfan II (Filtered)	µg/L	0.02			-	-	-
	Endosulfan sulphate	µg/L	0.02			-	-	-
	Endosulfan sulphate (Filtered)	µg/L	0.02			-	-	-
	Endrin	µg/L	0.01		0.0025[#40]	-	-	-
	Endrin (Filtered)	µg/L	0.01		0.0025[#40]	-	-	-
	s-Ethyl dipropylthiocarbamate	µg/L				-	-	-
	Ethiofencarb	µg/L				-	-	-
	Ethion	µg/L	0.01			-	-	-
	Ethion (Filtered)	µg/L	0.01			-	-	-
	Ethoprop	µg/L				-	-	-
	Ethofumesate	µg/L				-	-	-
	Etridiazole	µg/L	0.01			-	-	-
	Etridiazole (Filtered)	µg/L	0.01			-	-	-
	Fenamiphos	µg/L				-	-	-
	Fenarimol	µg/L				-	-	-
	Fenitrothion	µg/L	0.01		0.01[#3]	-	-	-
	Fenitrothion (Filtered)	µg/L	0.01		0.01[#3]	-	-	-
	Fensulfothion	µg/L				-	-	-
	Fenhexamid	µg/L				-	-	-
	Fenoxycarb	µg/L				-	-	-
	Fenthion	µg/L	0.01			-	-	-
	Fenthion (Filtered)	µg/L	0.01			-	-	-
	Fenpropimorf	µg/L				-	-	-
	Fluometuron (Filtered)	µg/L	10			-	-	-
	Fluroxypyr	µg/L				-	-	-
	Fluroxypyr (Filtered)	µg/L	0.02			-	-	-
	Flutolanil	µg/L				-	-	-
	Fonofos	µg/L				-	-	-
	g-BHC (Lindane)	µg/L	0.01			-	-	-
	g-BHC (Lindane) (Filtered)	µg/L	0.01			-	-	-
	Haloxyfop-methyl	µg/L				-	-	-
	Thifensulfuron	µg/L				-	-	-

					Investigation Phase	LTM	LTM	LTM
					Location_Code	WS11002	WS11002	WS11002
					Sampled_Date	01/07/2020	23/09/2020	23/09/2020
					Sample_Depth	2	2.24	2.24
Chem_Group	**ChemName**	**output unit**	**EQL**	**UK Drinking Water Standards**	**UK Freshwater EQS**			
	Heptachlor	µg/L	0.01	0.03[#1]		-	-	-
	Heptachlor (Filtered)	µg/L	0.01	0.03[#1]		-	-	-
	Hexaconazole	µg/L				-	-	-
	Hexazinone	µg/L				-	-	-
	Hydroxyatrazine	µg/L				-	-	-
	Iprodione	µg/L				-	-	-
	Isodrin	µg/L	0.01		0.0025[#40]	-	-	-
	Isodrin (Filtered)	µg/L	0.01		0.0025[#40]	-	-	-
	Isoproturon	µg/L			0.3[#2]	-	-	-
	Isoproturon (Filtered)	µg/L	0.05		0.3[#2]	-	-	-
	Linuron	µg/L			0.5[#2]	-	-	-
	Linuron (Filtered)	µg/L	0.05		0.5[#2]	-	-	-
	Malathion	µg/L	0.01		0.01[#3]	-	-	-
	Malathion (Filtered)	µg/L	0.01		0.01[#3]	-	-	-
	2-Methyl-4-chlorophenoxyacetic acid	µg/L				-	-	-
	2-Methyl-4-chlorophenoxyacetic acid (Filtered)	µg/L	0.02			-	-	-
	2-Methyl-4-Chlorophenoxy Butanoic Acid	µg/L				-	-	-
	2-Methyl-4-Chlorophenoxy Butanoic Acid (Filtered)	µg/L	0.02			-	-	-
	Mecoprop	µg/L			18[#2]	-	-	-
	Mecoprop (Filtered)	µg/L	0.02		18[#2]	-	-	-
	Mefenpyr-diethyl	µg/L				-	-	-
	Metachlor	µg/L	0.01		0.3[#2]	-	-	-
	Metachlor (Filtered)	µg/L	0.01		0.3[#2]	-	-	-
	Metalaxyl	µg/L				-	-	-
	Methamidophos	µg/L				-	-	-
	Methidathion	µg/L				-	-	-
	Methiocarb	µg/L			0.01[#3]	-	-	-
	Methomyl	µg/L				-	-	-
	Methoxychlor	µg/L	0.01			-	-	-
	Methoxychlor (Filtered)	µg/L	0.01			-	-	-
	Methoxyfenozide	µg/L				-	-	-
	Methyl parathion	µg/L	0.01			-	-	-
	Methyl parathion (Filtered)	µg/L	0.01			-	-	-
	Metolachlor	µg/L				-	-	-
	Metoxuron	µg/L				-	-	-
	Metoxuron (Filtered)	µg/L	0.05			-	-	-
	Metsulfuron Methyl	µg/L				-	-	-
	Mevinphos (Phosdrin)	µg/L	0.01		0.02(MAC)[#38]	-	-	-
	Mevinphos (Phosdrin) (Filtered)	µg/L	0.01		0.02(MAC)[#38]	-	-	-
	Molinate	µg/L				-	-	-
	Monlinuran	µg/L				-	-	-
	Monlinuran (Filtered)	µg/L	0.05			-	-	-
	Monocrotophos	µg/L				-	-	-
	Napropamide	µg/L				-	-	-
	Flusilazole (NuStar)	µg/L				-	-	-
	o,p-DDD	µg/L	0.01			-	-	-
	o,p-DDD (Filtered)	µg/L	0.01			-	-	-
	o,p'-DDE	µg/L	0.01			-	-	-
	o,p'-DDE (Filtered)	µg/L	0.01			-	-	-
	o,p-Methoxychlor	µg/L	0.01			-	-	-
	o,p-Methoxychlor (Filtered)	µg/L	0.01			-	-	-
	Omethoate	µg/L	0.01		0.01[#3]	-	-	-
	Omethoate (Filtered)	µg/L	0.01		0.01[#3]	-	-	-
	Oxamyl	µg/L				-	-	-
	Paclobutrazol	µg/L				-	-	-
	Methyl Paraoxon	µg/L				-	-	-
	Parathion	µg/L	0.01			-	-	-
	Parathion (Filtered)	µg/L	0.01			-	-	-
	Pendimethalin	µg/L	0.01		0.3[#2]	-	-	-
	Pendimethalin (Filtered)	µg/L	0.01		0.3[#2]	-	-	-
	Imidacloprid	µg/L				-	-	-
	Permethrin	µg/L	0.01		0.001[#3]	-	-	-
	Permethrin II	µg/L	0.01			-	-	-
	Permethrin II (Filtered)	µg/L	0.01			-	-	-
	Phorate	µg/L	0.01			-	-	-
	Phorate (Filtered)	µg/L	0.01			-	-	-
	Phosmet	µg/L				-	-	-
	Lenacil	µg/L				-	-	-
	Picloram	µg/L				-	-	-
	Picloram (Filtered)	µg/L	0.02			-	-	-
	Picoxystrobin	µg/L				-	-	-
	Pirimicarb	µg/L			1[#3]	-	-	-
	Pirimiphos-methyl	µg/L	0.01		0.015[#3]	-	-	-
	Pirimiphos-methyl (Filtered)	µg/L	0.01		0.015[#3]	-	-	-
	Pirimphos-ethyl	µg/L				-	-	-
	Pirimphos-ethyl (Filtered)	µg/L	0.01			-	-	-
	Prochloraz	µg/L			4[#3]	-	-	-
	Profenofos	µg/L				-	-	-
	Promecarb	µg/L				-	-	-
	Prometon	µg/L				-	-	-
	Prometon (Filtered)	µg/L	0.02			-	-	-

					Investigation Phase	LTM	LTM	LTM
					Location_Code	WS11002	WS11002	WS11002
					Sampled_Date	01/07/2020	23/09/2020	23/09/2020
					Sample_Depth	2	2.24	2.24
Chem_Group	**ChemName**	**output unit**	**EQL**	**UK Drinking Water Standards**	**UK Freshwater EQS**			
	Prometryn	µg/L	0.01			-	-	-
	Prometryn (Filtered)	µg/L	0.02			-	-	-
	Pronamide	µg/L	0.01		100[#3]	-	-	-
	Pronamide (Filtered)	µg/L	0.01		100[#3]	-	-	-
	Propanil	µg/L				-	-	-
	Propazine	µg/L	0.01			-	-	-
	Propazine (Filtered)	µg/L	0.02			-	-	-
	Propham	µg/L				-	-	-
	Propiconazole	µg/L				-	-	-
	Propoxycarbazone-sodium	µg/L				-	-	-
	Pursuit	µg/L				-	-	-
	Pyriproxyfen	µg/L				-	-	-
	Quinclorac	µg/L				-	-	-
	Quinoxyfen	µg/L				-	-	-
	Ronnel (Filtered)	µg/L	0.01		0.03[#3]	-	-	-
	Savey	µg/L				-	-	-
	Sethoxydim	µg/L				-	-	-
	Simazine	µg/L	0.01		1[#2]	-	-	-
	Simazine (Filtered)	µg/L	0.02		1[#2]	-	-	-
	Tebuthiuron	µg/L				-	-	-
	Tebuthiuron (Filtered)	µg/L	10			-	-	-
	Terbutryn	µg/L	0.01			-	-	-
	Terbutryn (Filtered)	µg/L	0.02			-	-	-
	Terbutylazine	µg/L				-	-	-
	Terbutylazine (Filtered)	µg/L	0.02			-	-	-
	Phosalone	µg/L	0.01			-	-	-
	Phosalone (Filtered)	µg/L	0.01			-	-	-
	Phosphamidon	µg/L	0.01			-	-	-
	Phosphamidon (Filtered)	µg/L	0.01			-	-	-
	Thiobencarb	µg/L				-	-	-
	Thiophanate-methyl	µg/L				-	-	-
	Triadimefon	µg/L	0.01			-	-	-
	Triadimefon (Filtered)	µg/L	0.01			-	-	-
	Triadimenol	µg/L				-	-	-
	Triallate	µg/L	0.01		0.25[#3]	-	-	-
	Triallate (Filtered)	µg/L	0.01		0.25[#3]	-	-	-
	Triasulfuron	µg/L				-	-	-
	Tributyl phosphate (Filtered)	µg/L	0.01		50[#3]	-	-	-
	Triclopyr	µg/L				-	-	-
	Triclopyr (Filtered)	µg/L	0.02			-	-	-
	Triclosan	µg/L				-	-	-
	Trifluralin	µg/L	0.01		0.03[#2]	-	-	-
	Trifluralin (Filtered)	µg/L	0.01		0.03[#2]	-	-	-
	Tebuconazole	µg/L				-	-	-
	Telodrin	µg/L	0.01			-	-	-
	Telodrin (Filtered)	µg/L	0.01			-	-	-
	Triazophos	µg/L	0.01		0.005[#3]	-	-	-
	Triazophos (Filtered)	µg/L	0.01		0.005[#3]	-	-	-
	Tricyclazole	µg/L				-	-	-
Surrogate	Surrogate Value	%				-	-	-
SVOC TIC	SVOC TICS - Detect	Detect				-	-	-
	SVOC Tentatively Identified Compounds	µg/L	10			-	-	-
	SVOC Tentatively Identified Compounds (Filtered)	µg/L	1			-	-	-
VOC TIC	VOC TICs - Detect	Detect				-	-	-
	VOC Tentatively Identified Compounds	µg/l	10			-	-	-
	VOC Tentatively Identified Compounds (Filtered)	µg/l	1			-	-	-
Other	Biochemical Oxygen Demand (5-day test)	µg/L	1000			-	-	-
	Redox	mV				-	-	-
	Conductivity @ 20oC	µS/cm	5			483	481	484
	Conductivity @ 20oC (Filtered)	µS/cm	10			-	-	-
	Biological Oxygen Demand	mg/L	1			<1	-	-
	Biological Oxygen Demand (Filtered)	mg/L	1			-	-	-
	Chemical Oxygen Demand	mg/L	5			32.4	-	-
	Chemical Oxygen Demand (Filtered)	mg/L	5			-	-	-
	Dissolved Organic Carbon	µg/L	200			-	-	-
	Dissolved Organic Carbon (Filtered)	µg/L	200			18,300	17,100	18,000
	pH (Lab)	pH_Units	0.01	6.5-9.5[#1]	6-9(MAC)[#38]	4.38	4.3	4.24
	pH (Lab) (Filtered)	pH_Units	0.01	6.5-9.5[#1]	6-9(MAC)[#38]	-	-	-

Environmental Standards Description

UK Drinking Water Standards:UK Drinking Water Standards - Water Supply (Water Quality) Regulations, 2016 [http://www.legislation.gov.uk/uksi/2016/614/pdfs/uksi_20160614_en.pdf] plus other key CoC. To be used to assess risk to an aquifer.
UK Freshwater EQS:UK freshwater EQS Annual Average (AA) [https://www.gov.uk/guidance/surface-water-pollution-risk-assessment-for-your-environmental-permit] plus other key CoC. 'UK Freshwater EQS - further assessment' provides further assessment of criteria

Environmental Standards Comments

#1:Water Supply (Water Quality) Regulations 2016.
#2:Water Framework Directive (Standards and Classification) Directions (England and Wales) 2015.
#3:Operational Targets and EQS. EA, April 2018
#4:Water Framework Directive (Standards & Classification) Directions (England & Wales) 2015. Dissolved fraction. Lowest criteria presented (<40mg/l of CaCO3). See 'further assessment' if criteria exceeded and hardness (CaCO3) data available.
#5:Water Framework Directive (Standards & Classification) Directions (England & Wales) 2015. Dissolved fraction.
#6:Water Framework Directive (Standards and Classification) Directions (England and Wales) 2015. Dissolved Fraction. If hexavalent chromium (CrVI) data is available, a value of 4.7µg/l may be appropriate for the remaining trivalent chromium (CrIII).
#7:Operational Targets and EQS. EA, April 2018. Dissolved fraction.
#8:Water Framework Directive (Standards & Classification) Directions (England & Wales) 2015. Dissolved & bioavailable (bio) fraction plus background. M-BAT tool to assess: http://wfduk.org/resources/rivers-lakes-metal-bioavailability-assessment-tool-m-bat
#9:Water Framework Directive (Standards & Classification) Directions (England & Wales) 2015. Bioavailable (bio) fraction. M-BAT tool to assess: http://wfduk.org/resources/rivers-lakes-metal-bioavailability-assessment-tool-m-bat
#10:Water Framework Directive (Standards and Classification) Directions (England and Wales) 2015. Dissolved Fraction. MAC adopted in absence of AA value.
#11:Guidelines for Drinking-water Quality, 4th Edition. WHO, 2011. Informal value.
#12:Operational Targets and EQS. EA, April 2018. Lowest criteria presented (<200mg/l CaCO3). See 'further assessment' values if criteria exceeded and hardness (CaCO3) data available.
#13:Guidelines for Drinking-water Quality, 4th Edition. WHO, 2011. Based on taste rather than a formal guideline.
#14:Water Framework Directive (Standards and Classification) Directions (England and Wales) 2015. Indicator of 'good' status (90%ile) - Ammonia standard for lakes and rivers (total ammonia as nitrogen).
#15:Operational Targets and EQS. EA, April 2018. Dissolved fraction. Lowest criteria presented (<50 mg/l CaCO3). See 'further assessment' values if criteria exceeded and hardness (CaCO3) data available.
#16:Water Supply (Water Quality) Regulations 2016. As NO3.
#17:Water Supply (Water Quality) Regulations 2016. As SO4.
#18:Water Supply (Water Quality) Regulations 2016. Value of 0.1µg/l for PAH split between four individual PAH. Requires summation of benzo(b)fluoranthene, benzo(k)fluoranthene, benzo(ghiperylene and indeno(123cd)pyrene to use 0.1µg/l value.
#19:Water Framework Directive (Standards and Classification) Directions (England and Wales) 2015. Benzo(a)pyrene can be considered as a marker for other PAH for comparison with the corresponding AA-EQS in water.
#20:No UK DWS for total petroleum hydrocarbons (TPH), or speciated TPH fractions. A value of 10 µg/l is adopted for sum TPH based on the rescinded Private Water Supply Regulations, 1991.
#21:No UK EQS for total petroleum hydrocarbons (TPH), or speciated TPH fractions. A value of 50 µg/l is adopted for sum TPH protection of surface water based on 50µg/l-1000µg/l (Surface Waters (Abstraction for Drinking Water) Regulations 1989).
#22:Guidelines for Drinking-water Quality, 4th Edition. WHO, 2011
#23:Proposed Environmental Quality Standard, in absence of legislative standard (Ayscough et al., 2002). https://assets.publishing.service.gov.uk/government/uploads/system/uploads/attachment_data/file/291223/sp2-115-tr4-e-e.pdf
#24:Guidelines for Drinking-water Quality, 4th Edition. WHO, 2011. Value of 500µg/l for sum xylenes split between isomers. Requires summation of m,p & o isomers to use 500µg/l value.
#25:Operational Targets and EQS. EA, April 2018. Value of 30µg/l for sum xylenes split between isomers. Requires summation of m,p & o isomers to use 30µg/l value.
#26:The taste and odour threshold of 15µg/l is commonly adopted as a guide.
#27:The taste and odour threshold of 15µg/l is commonly adopted as a guide. In situations where there is no risk to a drinking water supply or aquifer, a PNEC value of 2,600µg/l may be used.
#28:Water Framework Directive (Standards and Classification) Directions (England and Wales) 2015. Value of 140µg/l for tetrachloroethane split between 2 isomers. Requires summation of 2 isomers to use 140µg/l value.
#29:Guidelines for Drinking-water Quality, 4th Edition. WHO, 2011. In Scotland a value of 200µg/l is used (WAT-PS-10-01).
#30:US EPA Regional Screening Levels, May 2019. https://www.epa.gov/risk/regional-screening-levels-rsls-generic-tables
#31:Guidelines for Drinking-water Quality, 4th Edition. WHO, 2011. In Scotland a value of 7µg/l is used (WAT-PS-10-01).
#32:Water Supply (Water Quality) Regulations 2016. Value of 100µg/l for sum trihalomethanes split between individual compounds. Requires summation of chloroform, bromoform, chlorodibromomethane and bromodichloromethane to use 100µg/l value.
#33:Guidelines for Drinking-water Quality, 4th Edition. WHO, 2011. Value of 50µg/l for sum cis & trans-DCE split between isomers. Requires summation of cis & trans-DCE isomers to use 50µg/l value.
#34:Water Supply (Water Quality) Regulations 2016. Value of 10µg/l for sum of TCE & PCE split between individual compounds. Requires summation of TCE & PCE to use 10µg/l value.
#35:Water Framework Directive (Standards and Classification) Directions (England and Wales) 2015. Value of 0.4µg/l for sum isomers split between 3 isomers. Requires summation of isomers to use 0.4µg/l value.
#36:Water Framework Directive (Standards and Classification) Directions (England and Wales) 2015. Value of 20µg/l for sum isomers split between 3 isomers. Requires summation of isomers to use 20µg/l value.
#37:Position statement (WAT-PS-10-01), SEPA August 2014.
#38:Operational Targets and EQS. EA, April 2018. Maximum Allowable Concentration (MAC) adopted in absence of Annual Average (AA) value.
#39:Water Framework Directive (Standards and Classification) Directions (England and Wales) 2015. Value of 0.025µg/l for sum DDT isomers split between 4 isomers. Requires summation of 4 isomers to use 0.025µg/l value.

Legend

0.217	Result exceeds GAC
<0.5	Result MDL is greater than GAC
-	Determinand not tested for

Notes

A range is given where a determinand has been analysed for by more than one method

Annex C-E Groundwater samples recording exceedances for three or more determinands

Uncontrolled when printed – Copyright © - 2022
National Highways Limited – all rights reserved

Location ID	Investigation Phase	Sample date	Sample depth (m)	Number of GAC exceedances	Response Zone Geology
BH09002	GI	14/11/2019	2.2	11	River Terrace Deposits
		15/01/2020	2.0	7	
		26/02/2020	5.0	2	
	LTM	02/04/2020	5.0	2	
		15/04/2020	7.0	3	
		24/06/2020	7.0	6	
		22/09/2020	3.6	3	
		05/01/2021	4.6	1	
BH09006	GI	07/11/2019	7.3	13	Thanet Formation
		15/01/2020	4.6	12	
		25/02/2020	15.0	13	
	LTM	03/04/2020	15.0	9	
		03/04/2020	15.0	9	
		17/04/2020	15.0	9	
		20/05/2020	14.5	9	
		25/06/2020	16.0	9	
		08/09/2020	5.4	8	
BH09010	GI	14/11/2019	6.5	9	White Chalk
		15/01/2020	6.4	9	
		25/02/2020	46.5	6	
	LTM	07/04/2020	36.0	7	
		17/04/2020	45.0	5	
		25/06/2020	26.0	6	
		08/09/2020	7.0	3	
BH09011	LTM	07/04/2020	2.5	8	River Terrace Deposits
		28/04/2020	4.0	13	
		20/05/2020	4.0	13	
		25/06/2020	5.5	7	
		08/09/2020	4.3	3	
		04/11/2020	4.8	1	
		05/01/2021	4.3	3	
BH10003	GI	24/10/2019	0.2	5	White Chalk
		14/01/2020	0.0	6	
		05/03/2020	21.5	7	
	LTM	08/04/2020	22.0	6	
		23/04/2020	22.0	9	
		02/07/2020	17.5	3	
		02/07/2020	17.5	3	
		09/09/2020	0.7	4	
BH10004	GI	24/10/2019	1.5	9	Thanet Formation
		14/01/2020	0.9	7	
		04/03/2020	5.5	6	
	LTM	08/04/2020	6.0	3	
		23/04/2020	6.0	7	
		21/05/2020	5.5	3	
		02/07/2020	6.0	4	
		09/09/2020	2.0	7	
BH10008	GI	24/10/2019	4.9	4	White Chalk
		04/03/2020	22.0	3	
	LTM	07/04/2020	24.0	6	
		21/04/2020	20.0	7	
		21/05/2020	20.0	3	
		03/07/2020	5.5	6	
		15/09/2020	5.5	7	

Location ID	Investigation Phase	Sample date	Sample depth (m)	Number of GAC exceedances	Response Zone Geology
BH11003	LTM	17/09/2020	6.4	9	River Terrace Deposits & Thanet Formation
		20/01/2021	4.4	2	
BH11004	GI	06/11/2019	11.1	12	Thanet Formation
		14/01/2020	11.1	8	
	LTM	07/04/2020	17.0	8	
		21/04/2020	18.0	10	
		20/05/2020	18.0	9	
		07/07/2020	18.0	8	
		15/09/2020	11.3	9	
BH11007	GI	17/10/2019	7.1	16	River Terrace Deposits & Thanet Formation
		14/01/2020	7.2	14	
		10/03/2020	13.5	17	
	LTM	19/03/2020	13.5	16	
		24/04/2020	13.0	12	
		19/05/2020	13.0	17	
		30/06/2020	8.7	12	
		16/09/2020	8.4	15	
		04/11/2020	8.4	1	
BH12003	GI	03/10/2019	9.7	9	White Chalk
		14/01/2020	9.5	9	
		20/02/2020	21.0	8	
	LTM	08/04/2020	21.0	8	
		16/04/2020	21.0	8	
		22/05/2020	21.0	14	
		26/06/2020	21.0	7	
		10/09/2020	16.7	10	
		26/11/2020	10.0	3	
BH12005	GI	24/10/2019	12.3	7	White Chalk
		14/01/2020	12.2	10	
		03/03/2020	27.0	9	
	LTM	18/03/2020	27.0	5	
		16/04/2020	25.0	10	
		19/05/2020	24.0	5	
		25/06/2020	25.0	6	
		25/06/2020	25.0	6	
		10/09/2020	21.5	7	
BH13002	GI	24/10/2019	7.4	15	Thanet Formation
	LTM	25/06/2020	10.0	14	
		16/09/2020	9.0	12	
		27/01/2021	8.9	10	
BH13009	GI	14/11/2019	8.7	17	White Chalk
	LTM	14/01/2020	8.9	8	
		18/02/2020	47.0	10	
		17/03/2020	47.0	14	
		14/04/2020	42.0	7	
		22/05/2020	17.0	5	
		22/05/2020	17.0	8	
		23/06/2020	17.0	5	
		09/09/2020	9.1	5	
		09/09/2020	9.1	5	
		01/12/2020	9.1	2	

Location ID	Investigation Phase	Sample date	Sample depth (m)	Number of GAC exceedances	Response Zone Geology
BH13015	GI	14/11/2019	6.1	8	Thanet Formation
		16/01/2020	5.9	7	
		18/02/2020	11.0	8	
	LTM	17/03/2020	11.0	4	
		14/04/2020	8.0	7	
		12/05/2020	10.0	5	
		23/06/2020	10.5	5	
		09/09/2020	6.1	4	
OH13004	LTM	12/05/2020	9.0	3	River Terrace Deposits & Thanet Formation
		01/07/2020	9.0	7	
		18/12/2020	9.4	9	
WS08028	GI	07/11/2019	2.7	2	Alluvium & River Terrace Deposits
		16/01/2020	2.5	2	
	LTM	03/04/2020	4.0	2	
		15/04/2020	4.0	4	
		13/05/2020	4.0	4	
		25/06/2020	4.0	8	
		22/09/2020	3.4	4	
WS09013	GI	07/11/2019	1.7	8	Head & River Terrace Deposits
		15/01/2020	1.3	9	
		25/02/2020	2.0	5	
		10/03/2020	2.0	4	
	LTM	07/04/2020	2.0	10	
		22/04/2020	2.0	9	
		13/05/2020	2.5	8	
		13/05/2020	2.5	6	
		24/06/2020	3.0	11	
		11/09/2020	3.0	8	
WS10006	GI	31/10/2019	0.8	12	Head & River Terrace Deposits
		15/01/2020	0.6	10	
		04/03/2020	1.5	8	
	LTM	07/04/2020	2.0	7	
		21/04/2020	2.0	8	
		21/05/2020	2.0	7	
		03/07/2020	1.5	8	
		15/09/2020	1.5	8	
WS11002	GI	31/10/2019	1.5	17	Alluvium & River Terrace Deposits
		14/01/2020	0.9	15	
	LTM	02/03/2020	2.0	16	
		07/04/2020	2.0	12	
		23/04/2020	2.0	14	
		23/04/2020	2.0	14	
		19/05/2020	2.0	17	
		01/07/2020	2.0	15	
		23/09/2020	2.2	14	
		23/09/2020	2.2	16	

Notes:

GI Ground Investigation
LTM Long-Term Monitoring

Annex C-F Assessment results for surface water analysis

Uncontrolled when printed – Copyright © - 2022
National Highways Limited – all rights reserved

					Location_Code	Irrigation reservoir at Low Street BH	Irrigation reservoir at Low Street BH	Irrigation reservoir at Low Street BH	Irrigation reservoir at Low Street BH	Irrigation reservoir at Low Street BH	Irrigation reservoir at Low Street BH	Irrigation reservoir at Low Street Sample A	Irrigation reservoir at Low Street Sample A	Irrigation reservoir at Low Street Sample A	Irrigation reservoir at Low Street Sample A	Irrigation reservoir at Low Street Sample A	Irrigation reservoir at Low Street Sample A	Irrigation reservoir at Low Street Sample A	Irrigation reservoir at Low Street Sample A	Irrigation reservoir at Low Street Sample A	Irrigation reservoir at Low Street Sample A	Irrigation reservoir at Low Street Sample B	Irrigation reservoir at Low Street Sample C
					Sampled_Date	04/09/2019	11/09/2019	18/09/2019	25/09/2019	02/10/2019	16/10/2019	04/09/2019	11/09/2019	18/09/2019	25/09/2019	02/10/2019	16/10/2019	30/10/2019	13/11/2019	27/11/2019	27/11/2019	11/12/2019	04/09/2019	04/09/2019
Chem_Group	**ChemName**	**output unit**	**EQL**	**UK Drinking Water Standards**	**UK Freshwater EQS**																		
Metals	Arsenic (Filtered)	µg/L	1	10[#4]	50[#5]	<1	<1	<1	<1	<1	<1	<1	<1	<1	<1	<1	<1	<1	<1	<1	<1	<1	<1
	Boron (Filtered)	µg/L	10	1000[#4]	2000[#1]	264	245	249	231	241	254	201	182	177	163	176	260	169	154	147	150	168	206	199
	Cadmium (Filtered)	µg/L	0.2	5[#4]	0.08[#14]	<0.2	<0.2	<0.2	<0.2	<0.2	<0.2	<0.2	<0.2	<0.2	<0.2	<0.2	<0.2	<0.2	<0.2	<0.2	<0.2	<0.2	<0.2	<0.2
	Chromium (hexavalent) (Filtered)	µg/L	10		3.4[#15]	<10	<10	<10	<10	<10	<10	<10	<10	<10	<10	<10	<10	<10	<10	<10	<10	<10	<10	<10
	Chromium (Filtered)	µg/L	1	50[#4]	3.4[#16]	<1	<1	<1	<1	<1	<1	<1	<1	<1	<1	<1	<1	<1	<1	<1	<1	<1	<1	<1
	Copper	µg/L	1	2000[#4]	1(bio)[#18]	-	-	-	-	-	-	<1	<1	1	<1	<1	<5	<1	1	3	1	<1	1	<1
	Copper (Filtered)	µg/L	1	2000[#4]	1(bio)[#18]	<1	<1	<1	3	1	<1	2	<1	2	2	3	<1	<1	1	<1	5	2	<1	<1
	Iron (Filtered)	µg/L	10	200[#4]	1000[#5]	<10	<10	<10	<10	<10	<10	<10	12	<10	<10	11	<10	15	19	24	17	15	<10	12
	Lead (Filtered)	µg/L	1	10[#4]	1.2(bio)[#18]	<1	<1	<1	<1	<1	<1	<1	<1	<1	<1	<1	<1	<1	<1	<1	<1	<1	<1	<1
	Manganese (Filtered)	µg/L	1	50[#4]	123(bio)[#19]	213	194	185	188	221	243	89	70	24	41	57	245	32	13	15	13	12	84	141
	Mercury (Filtered)	µg/L	0.1	1[#4]	0.07(MAC)[#20]	<0.1	<0.1	<0.1	<0.1	<0.1	<0.1	<0.1	<0.1	<0.1	<0.1	<0.1	<0.1	<0.1	<0.1	<0.1	<0.1	<0.1	<0.1	<0.1
	Nickel (Filtered)	µg/L	1	20[#4]	4(bio)[#18]	10	10	10	11	10	11	3	3	3	3	2	11	3	3	2	2	2	3	3
	Selenium (Filtered)	µg/L	1	10[#4]		<1	<1	<1	<1	<1	<1	<1	<1	<1	<1	<1	<1	<1	<1	<1	<1	<1	<1	<1
	Zinc	µg/L	1	3000[#23]	10.9(bio)[#18]	-	-	-	-	-	-	6	3	4	4	6	8	4	8	17	9	4	42	7
	Zinc (Filtered)	µg/L	1	3000[#23]	10.9(bio)[#18]	7	3	5	7	5	5	3	2	<1	4	3	5	2	4	6	7	4	4	4
Inorganics	Alkalinity (Carbonate as CaCO3) (Filtered)	mg/L	15			-	-	-	-	-	-	<15	<15	-	-	-	-	-	-	-	-	-	<15	<15
	Total Hardness (Filtered)	mg/l	2			566	585	508	549	596	543	464	466	421	452	481	561	496	433	386	374	409	473	493
	Alkalinity (Bicarbonate as CaCO3) (Filtered)	mg/l	15			255	255	275	230	190	195	-	-	-	-	-	-	-	-	-	-	-	-	-
	Alkalinity (total) as CaCO3 (Filtered)	mg/L	15			255	255	275	230	300	195	-	-	223	237	226	241	242	246	236	227	258	-	-
	Ammonia as N (Filtered)	mg/L	0.000036		0.6[#34]	-	-	-	-	-	-	0.00211	0.00054	0.00422	0.00162	0.01622	0.016	0.00211	0.00393	0.00136	0.0017	0.012	0.00158	0.00264
	Ammoniacal Nitrogen as N (Filtered)	mg/L	0.02		0.6[#34]	0.04	<0.02	0.06	<0.02	0.37	<0.02	0.04	0.02	0.04	0.02	0.2	0.16	0.04	0.06	0.04	0.04	0.12	0.03	0.05
	Ammoniacal Nitrogen as NH3 (Filtered)	mg/L	0.024			-	-	-	-	-	-	0.044	0.024	0.052	0.024	0.249	0.194	0.051	0.074	0.046	0.045	0.146	0.039	0.056
	Calcium (Filtered)	mg/L	1			187	192	167	180	197	178	155	156	141	151	162	183	166	145	130	126	138	158	164
	Chloride (Filtered)	mg/L	1	250[#4]	250[#1]	122	109	106	102	103	102	90	82	83	80	80	85	94	79	73	72	77	87	92
	Cyanide (Free) (Filtered)	µg/L	5	50[#4]	1[#5]	<5	<5	<5	<5	<5	<5	<5	<5	<5	<5	<5	<5	<5	<5	<5	<5	<5	<5	<5
	Cyanide Total (Filtered)	µg/L	5	50[#4]	1[#5]	<5	<5	<5	<5	<5	<5	<5	<5	<5	<5	<5	<5	<5	<5	6	<5	<5	<5	<5
	Fluoride (Filtered)	µg/L	100	1500[#4]	1000[#35]	260	300	210	220	240	200	210	280	200	210	210	190	130	190	180	170	160	210	240
	Magnesium (Filtered)	mg/L	1			24	26	22	24	26	24	19	19	17	18	19	25	20	17	15	15	15	19	20
	Nitrate (as NO3-) (Filtered)	mg/L	0.1	50(NO3)[#36]		127	125	127	122	113	119	-	-	-	-	-	-	-	-	-	-	-	-	-
	Potassium (Filtered)	mg/L	1.2			19	20	18	19	20	19	10	10	8	10	9	19	10	8	9	9	8	10	11
	Sodium (Filtered)	mg/L	1	200[#4]		68	75	62	67	71	66	48	46	41	45	45	67	50	41	37	36	37	49	51
	Sulphate (Filtered)	mg/L	1	250(SO4)[#37]	400[#1]	217	205	212	188	215	212	153	164	166	163	167	160	164	153	147	145	152	168	178
PAH	Naphthalene (Filtered)	µg/L	0.01		2[#5]	<0.01	<0.01	0.15	0.01	<0.01	<0.01	<0.01	<0.01	0.29	<0.01	<0.01	<0.01	<0.01	<0.01	<0.01	<0.01	<0.01	<0.01	<0.01
	Acenaphthene (Filtered)	µg/L	0.01		No UK EQS	<0.01	<0.01	0.01	0.01	<0.01	<0.01	<0.01	<0.01	<0.1	<0.01	<0.01	<0.01	<0.01	<0.01	<0.01	<0.01	<0.01	<0.01	<0.01
	Acenaphthylene (Filtered)	µg/L	0.01		No UK EQS	<0.01	<0.01	<0.01	0.01	<0.01	<0.01	<0.01	<0.01	<0.1	<0.01	<0.01	<0.01	<0.01	<0.01	<0.01	<0.01	<0.01	<0.01	<0.01
	Fluoranthene (Filtered)	µg/L	0.01		0.0063[#5]	<0.01	<0.01	<0.01	<0.01	<0.01	<0.01	<0.01	<0.01	<0.1	<0.01	<0.01	<0.01	<0.01	<0.01	<0.01	<0.01	<0.01	<0.01	<0.01
	Anthracene (Filtered)	µg/L	0.01		0.1[#5]	<0.01	<0.01	<0.01	<0.01	<0.01	<0.01	<0.01	<0.01	<0.1	<0.01	<0.01	<0.01	<0.01	<0.01	<0.01	<0.01	<0.01	<0.01	<0.01
	Phenanthrene (Filtered)	µg/L	0.01		No UK EQS	<0.01	<0.01	<0.01	<0.01	<0.01	<0.01	<0.01	<0.01	<0.1	<0.01	<0.01	<0.01	<0.01	<0.01	<0.01	<0.01	<0.01	<0.01	<0.01
	Fluorene (Filtered)	µg/L	0.01		No UK EQS	<0.01	<0.01	<0.01	<0.01	<0.01	<0.01	<0.01	<0.01	<0.1	<0.01	<0.01	<0.01	<0.01	<0.01	<0.01	<0.01	<0.01	<0.01	<0.01
	Chrysene (Filtered)	µg/L	0.01		No UK EQS	<0.01	<0.01	<0.01	<0.01	<0.01	<0.01	<0.01	<0.01	<0.1	<0.01	<0.01	<0.01	<0.01	<0.01	<0.01	<0.01	<0.01	<0.01	<0.01
	Pyrene (Filtered)	µg/L	0.01		No UK EQS	<0.01	<0.01	<0.01	<0.01	<0.01	<0.01	<0.01	<0.01	<0.1	<0.01	<0.01	<0.01	<0.01	<0.01	<0.01	<0.01	<0.01	<0.01	<0.01
	Benzo(a)anthracene (Filtered)	µg/L	0.01		No UK EQS	<0.01	<0.01	<0.01	<0.01	<0.01	<0.01	<0.01	<0.01	<0.1	<0.01	<0.01	<0.01	<0.01	<0.01	<0.01	<0.01	<0.01	<0.01	<0.01
	Benzo(b)fluoranthene (Filtered)	µg/L	0.01	0.025[#12]	See BaP[#13]	<0.01	<0.01	<0.01	<0.01	<0.01	<0.01	<0.01	<0.01	<0.1	<0.01	<0.01	<0.01	<0.01	<0.01	<0.01	<0.01	<0.01	<0.01	<0.01
	Benzo(k)fluoranthene (Filtered)	µg/L	0.01	0.025[#12]	See BaP[#13]	<0.01	<0.01	<0.01	<0.01	<0.01	<0.01	<0.01	<0.01	<0.1	<0.01	<0.01	<0.01	<0.01	<0.01	<0.01	<0.01	<0.01	<0.01	<0.01
	Benzo(a)pyrene (Filtered)	µg/L	0.01	0.01[#4]	0.00017[#13]	<0.01	<0.01	<0.01	<0.01	<0.01	<0.01	<0.01	<0.01	<0.1	<0.01	<0.01	<0.01	<0.01	<0.01	<0.01	<0.01	<0.01	<0.01	<0.01
	Dibenz(a,h)anthracene (Filtered)	µg/L	0.01		No UK EQS	<0.01	<0.01	<0.01	<0.01	<0.01	<0.01	<0.01	<0.01	<0.1	<0.01	<0.01	<0.01	<0.01	<0.01	<0.01	<0.01	<0.01	<0.01	<0.01
	Benzo(g,h,i)perylene (Filtered)	µg/L	0.01	0.025[#12]	See BaP[#13]	<0.01	<0.01	<0.01	<0.01	<0.01	<0.01	<0.01	<0.01	<0.1	<0.01	<0.01	<0.01	<0.01	<0.01	<0.01	<0.01	<0.01	<0.01	<0.01
	Indeno(1,2,3-c,d)pyrene (Filtered)	µg/L	0.01	0.025[#12]	See BaP[#13]	<0.01	<0.01	<0.01	<0.01	<0.01	<0.01	<0.01	<0.01	<0.1	<0.01	<0.01	<0.01	<0.01	<0.01	<0.01	<0.01	<0.01	<0.01	<0.01
	PAH 16 Total (Filtered)	µg/L	0.01			<0.01	<0.01	0.16	0.03	<0.01	<0.01	<0.01	<0.01	0.29	<0.01	<0.01	<0.01	<0.01	<0.01	<0.01	<0.01	<0.01	<0.01	<0.01
TPH CWG	>C5-C6 Aliphatics (Filtered)	µg/L	1	See TPH	See TPH	<2	<1	<1	<1	<1	<1	<2	<1	<1	<1	<1	<1	<1	<1	<1	<1	<1	<2	<2
	>C6-C8 Aliphatics (Filtered)	µg/L	1	See TPH	See TPH	1	<1	<1	<1	<1	<1	<1	<1	<1	<1	<1	<1	4	<1	<1	<1	<1	<1	<1
	>C8-C10 Aliphatics (Filtered)	µg/L	5	See TPH	See TPH	<5	<5	<5	<5	<5	<5	<5	<5	<5	<5	<5	<5	<5	<5	<5	<5	<5	<5	<5
	>C10-C12 Aliphatics (Filtered)	µg/L	5	See TPH	See TPH	<5	<5	<5	<5	<5	<5	<5	<5	<5	<5	<5	<5	<5	<5	<5	<5	<5	<5	<5
	>C12-C16 Aliphatics (Filtered)	µg/L	5	See TPH	See TPH	<5	<5	<5	<5	<5	<5	<5	<5	<5	<5	<5	<5	<5	<5	<5	6	<5	<5	<5
	>C16-C21 Aliphatics (Filtered)	µg/L	5	See TPH	See TPH	<5	<5	<5	<5	<5	<5	<5	<5	<5	<5	<5	<5	<5	<5	9	12	<5	<5	<5
	>C21-C35 Aliphatics (Filtered)	µg/L	5	See TPH	See TPH	<5	<5	<5	<5	<5	<5	<5	<5	<5	<5	<5	<5	12	<5	53	81	<5	<5	<5
	Total >C5-C35 Aliphatics (Filtered)	µg/L	5	See TPH	See TPH	<5	<5	<5	<5	<5	<5	<5	<5	<5	<5	<5	<5	12	<5	61	99	<5	<5	<5
	>EC5-EC7 Aromatics (Filtered)	µg/L	1	See TPH	See TPH	<1	<1	<1	<1	<1	<1	<1	<1	<1	<1	<1	<1	<1	<1	<1	<1	<1	<1	<1
	>EC7-EC8 Aromatics (Filtered)	µg/L	1	See TPH	See TPH	<1	<1	<1	<1	<1	<1	<1	<1	<1	<1	<1	<1	<1	<1	<1	<1	<1	<1	<1
	>EC8-EC10 Aromatics (Filtered)	µg/L	5	See TPH	See TPH	<5	<5	<5	<5	<5	<5	<5	<5	<5	<5	<5	<5	<5	<5	6	7	<5	<5	<5
	>EC10-EC12 Aromatics (Filtered)	µg/L	5	See TPH	See TPH	<5	<5	<5	<5	<5	<5	<5	<5	<5	<5	<5	<5	<5	<5	5	6	<5	<5	<5
	>EC12-EC16 Aromatics (Filtered)	µg/L	5	See TPH	See TPH	<5	<5	<5	<5	<5	<5	<5	<5	<5	<5	<5	<5	<5	<5	10	11	<5	<5	<5
	>EC16-EC21 Aromatics (Filtered)	µg/L	5	See TPH	See TPH	<5	<5	<5	<5	<5	<5	<5	<5	<5	<5	<5	<5	<5	<5	8	8	<5	<5	<5
	>EC21-EC35 Aromatics (Filtered)	µg/L	10	See TPH	See TPH	<10	<10	<10	<10	<10	<10	<10	<10	<10	15	<10	<10	<10	<10	17	17	<10	<10	<10
	Total >EC5-EC35 Aromatics (Filtered)	µg/L	10	See TPH	See TPH	<10	<10	<10	<10	<10	<10	<10	<10	<10	15	<10	<10	<10	<10	46	49	<10	<10	<10
	TPH >C5-C35 Aliphatics/Aromatics (Filtered)	µg/L	10	|10[#2]	|50[#3]	<10	<10	<10	<10	<10	<10	<10	<10	<10	15	<10	<10	18	<10	108	148	<10	<10	<10

					Location_Code	Irrigation reservoir at Low Street BH	Irrigation reservoir at Low Street BH	Irrigation reservoir at Low Street BH	Irrigation reservoir at Low Street BH	Irrigation reservoir at Low Street BH	Irrigation reservoir at Low Street BH	Irrigation reservoir at Low Street Sample A	Irrigation reservoir at Low Street Sample A	Irrigation reservoir at Low Street Sample A	Irrigation reservoir at Low Street Sample A	Irrigation reservoir at Low Street Sample A	Irrigation reservoir at Low Street Sample A	Irrigation reservoir at Low Street Sample A	Irrigation reservoir at Low Street Sample A	Irrigation reservoir at Low Street Sample A	Irrigation reservoir at Low Street Sample A	Irrigation reservoir at Low Street Sample B	Irrigation reservoir at Low Street Sample C
					Sampled_Date	04/09/2019	11/09/2019	18/09/2019	25/09/2019	02/10/2019	16/10/2019	04/09/2019	11/09/2019	18/09/2019	25/09/2019	02/10/2019	16/10/2019	30/10/2019	13/11/2019	27/11/2019	27/11/2019	11/12/2019	04/09/2019	04/09/2019
Chem_Group	ChemName	output unit	EQL	UK Drinking Water Standards	UK Freshwater EQS																			
BTEX and MTBE	Benzene (Filtered)	µg/L	1	1[#4]	10[#5]	<1	<1	<1	<1	<1	<1	<1	<1	<1	<1	<1	<1	<1	<1	<1	<1	<1	<1	<1
	Toluene (Filtered)	µg/L	1	700[#6]	74[#5]	<1	<1	<1	<1	<1	<1	<1	<1	<1	<1	<1	<1	<1	<1	<1	<1	<1	<1	<1
	Ethylbenzene (Filtered)	µg/L	1	300[#6]	20[#7]	<1	<1	<1	<1	<1	<1	<1	<1	<1	<1	<1	<1	<1	<1	<1	<1	<1	<1	<1
	Xylene (m & p) (Filtered)	µg/L	1	250[#8]	15[#9]	<1	<1	<1	<1	<1	<1	<1	<1	<1	<1	<1	<1	<1	<1	<1	<2	<1	<1	<1
	Xylene (o) (Filtered)	µg/L	1	250[#8]	15[#9]	<1	<1	<1	<1	<1	<1	<1	<1	<1	<1	<1	<1	<1	<1	<1	<1	<1	<1	<1
	MTBE (Filtered)	µg/L	1	15[#10]	15[#11]	<1	<1	<1	<1	<1	<1	<1	<1	<1	<1	<1	<1	<1	<1	<1	<1	<1	<1	<1
VOC	Styrene (Filtered)	µg/L	1		50[#1]	-	-	-	-	-	-	-	-	-	-	-	-	-	-	<1	<1	-	-	-
	cis-1,3-dichloropropene (Filtered)	µg/L	1			-	-	-	-	-	-	-	-	-	-	-	-	-	-	<1	<1	-	-	-
	trans-1,3-dichloropropene (Filtered)	µg/L	1			-	-	-	-	-	-	-	-	-	-	-	-	-	-	<1	<1	-	-	-
	1,1,1,2-tetrachloroethane (Filtered)	µg/L	1		70[#24]	-	-	-	-	-	-	-	-	-	-	-	-	-	-	<1	<1	-	-	-
	1,1,1-trichloroethane (Filtered)	µg/L	1	2000[#25]	100[#1]	-	-	-	-	-	-	-	-	-	-	-	-	-	-	<1	<1	-	-	-
	1,1,2,2-tetrachloroethane (Filtered)	µg/L	1		70[#24]	-	-	-	-	-	-	-	-	-	-	-	-	-	-	<1	<1	-	-	-
	1,1,2-trichloroethane (Filtered)	µg/L	1		400[#1]	-	-	-	-	-	-	-	-	-	-	-	-	-	-	<1	<1	-	-	-
	1,1-dichloroethane (Filtered)	µg/L	1	2.8[#26]		-	-	-	-	-	-	-	-	-	-	-	-	-	-	<1	<1	-	-	-
	1,1-dichloroethene (Filtered)	µg/L	1	140[#27]		-	-	-	-	-	-	-	-	-	-	-	-	-	-	<1	<1	-	-	-
	1,1-dichloropropene (Filtered)	µg/L	1			-	-	-	-	-	-	-	-	-	-	-	-	-	-	<1	<1	-	-	-
	1,2,3-trichloropropane (Filtered)	µg/L	1			-	-	-	-	-	-	-	-	-	-	-	-	-	-	<1	<1	-	-	-
	1,2,4-trimethylbenzene (Filtered)	µg/L	1			-	-	-	-	-	-	-	-	-	-	-	-	-	-	<1	<1	-	-	-
	1,2-dibromo-3-chloropropane (Filtered)	µg/L	2			-	-	-	-	-	-	-	-	-	-	-	-	-	-	<2	<2	-	-	-
	1,2-dibromoethane (Filtered)	µg/L	1			-	-	-	-	-	-	-	-	-	-	-	-	-	-	<1	<1	-	-	-
	1,2-dichloroethane (Filtered)	µg/L	2	3[#4]	10[#5]	-	-	-	-	-	-	-	-	-	-	-	-	-	-	<2	<2	-	-	-
	1,2-dichloropropane (Filtered)	µg/L	1			-	-	-	-	-	-	-	-	-	-	-	-	-	-	<1	<1	-	-	-
	1,3,5-trimethylbenzene (Filtered)	µg/L	1			-	-	-	-	-	-	-	-	-	-	-	-	-	-	<1	<1	-	-	-
	1,3-dichloropropane (Filtered)	µg/L	1			-	-	-	-	-	-	-	-	-	-	-	-	-	-	<1	<1	-	-	-
	2,2-dichloropropane (Filtered)	µg/L	1			-	-	-	-	-	-	-	-	-	-	-	-	-	-	<1	<1	-	-	-
	2-chlorotoluene (Filtered)	µg/L	1			-	-	-	-	-	-	-	-	-	-	-	-	-	-	<1	<1	-	-	-
	4-chlorotoluene (Filtered)	µg/L	1			-	-	-	-	-	-	-	-	-	-	-	-	-	-	<1	<1	-	-	-
	Bromobenzene (Filtered)	µg/L	1			-	-	-	-	-	-	-	-	-	-	-	-	-	-	<1	<1	-	-	-
	Bromochloromethane (Filtered)	µg/L	5			-	-	-	-	-	-	-	-	-	-	-	-	-	-	<5	<5	-	-	-
	Bromodichloromethane (Filtered)	µg/L	10	25[#28]		-	-	-	-	-	-	-	-	-	-	-	-	-	-	<10	<10	-	-	-
	Bromoform (Filtered)	µg/L	1	25[#28]		-	-	-	-	-	-	-	-	-	-	-	-	-	-	<1	<1	-	-	-
	Bromomethane (Filtered)	µg/L	1			-	-	-	-	-	-	-	-	-	-	-	-	-	-	<1	<1	-	-	-
	Carbon disulfide (Filtered)	µg/L	1			-	-	-	-	-	-	-	-	-	-	-	-	-	-	<1	<1	-	-	-
	Carbon tetrachloride (Filtered)	µg/L	1	3[#4]	12[#5]	-	-	-	-	-	-	-	-	-	-	-	-	-	-	<1	<1	-	-	-
	Chlorodibromomethane (Filtered)	µg/L	3	25[#28]		-	-	-	-	-	-	-	-	-	-	-	-	-	-	<3	<3	-	-	-
	Chloroethane (Filtered)	µg/L	1			-	-	-	-	-	-	-	-	-	-	-	-	-	-	<1	<1	-	-	-
	Chloroform (Filtered)	µg/L	1	25[#28]	2.5[#5]	-	-	-	-	-	-	-	-	-	-	-	-	-	-	<1	<1	-	-	-
	Chloromethane (Filtered)	µg/L	10			-	-	-	-	-	-	-	-	-	-	-	-	-	-	<10	<10	-	-	-
	cis-1,2-dichloroethene (Filtered)	µg/L	1	25[#29]		-	-	-	-	-	-	-	-	-	-	-	-	-	-	<1	<1	-	-	-
	Dibromomethane (Filtered)	µg/L	1			-	-	-	-	-	-	-	-	-	-	-	-	-	-	<1	<1	-	-	-
	Dichlorodifluoromethane (Filtered)	µg/L	1			-	-	-	-	-	-	-	-	-	-	-	-	-	-	<1	<1	-	-	-
	Dichloromethane (Filtered)	µg/L	5		20[#5]	-	-	-	-	-	-	-	-	-	-	-	-	-	-	<5	<5	-	-	-
	Isopropylbenzene (Filtered)	µg/L	1			-	-	-	-	-	-	-	-	-	-	-	-	-	-	<1	<1	-	-	-
	n-butylbenzene (Filtered)	µg/L	1			-	-	-	-	-	-	-	-	-	-	-	-	-	-	<1	<1	-	-	-
	n-propylbenzene (Filtered)	µg/L	1			-	-	-	-	-	-	-	-	-	-	-	-	-	-	<1	<1	-	-	-
	p-isopropyltoluene (Filtered)	µg/L	1			-	-	-	-	-	-	-	-	-	-	-	-	-	-	<1	<1	-	-	-
	sec-butylbenzene (Filtered)	µg/L	1			-	-	-	-	-	-	-	-	-	-	-	-	-	-	<1	<1	-	-	-
	Trichloroethene (Filtered)	µg/L	1	5[#30]	10[#5]	-	-	-	-	-	-	-	-	-	-	-	-	-	-	<1	<1	-	-	-
	tert-butylbenzene (Filtered)	µg/L	2			-	-	-	-	-	-	-	-	-	-	-	-	-	-	<2	<2	-	-	-
	Tetrachloroethene (Filtered)	µg/L	1	5[#30]	10[#5]	-	-	-	-	-	-	-	-	-	-	-	-	-	-	<1	<1	-	-	-
	trans-1,2-dichloroethene (Filtered)	µg/L	1	25[#29]		-	-	-	-	-	-	-	-	-	-	-	-	-	-	<1	<1	-	-	-
	Trichlorofluoromethane (Filtered)	µg/L	1			-	-	-	-	-	-	-	-	-	-	-	-	-	-	<1	<1	-	-	-
	Vinyl chloride (Filtered)	µg/L	1	0.5[#4]		-	-	-	-	-	-	-	-	-	-	-	-	-	-	<1	<1	-	-	-
VOC/SVOC	1,2,3-trichlorobenzene (Filtered)	µg/L	3		0.13[#31]	-	-	-	-	-	-	-	-	-	-	-	-	-	-	<3	<3	-	-	-
	1,2,4-trichlorobenzene (Filtered)	µg/L	3		0.13[#31]	-	-	-	-	-	-	-	-	-	-	-	-	-	-	<3	<3	-	-	-
	1,2-dichlorobenzene (Filtered)	µg/L	1		6.7[#32]	-	-	-	-	-	-	-	-	-	-	-	-	-	-	<1	<1	-	-	-
	1,3-dichlorobenzene (Filtered)	µg/L	1		6.7[#32]	-	-	-	-	-	-	-	-	-	-	-	-	-	-	<1	<1	-	-	-
	1,4-dichlorobenzene (Filtered)	µg/L	1		6.7[#32]	-	-	-	-	-	-	-	-	-	-	-	-	-	-	<1	<1	-	-	-
	Chlorobenzene (Filtered)	µg/L	1	100[#33]		-	-	-	-	-	-	-	-	-	-	-	-	-	-	<1	<1	-	-	-
	Hexachlorobutadiene (Filtered)	µg/L	1		0.6(MAC)[#20]	-	-	-	-	-	-	-	-	-	-	-	-	-	-	<1	<1	-	-	-
Phenolics	Total Phenols (Filtered)	µg/L	10			<10	<10	<10	<10	<10	<10	<10	<10	<10	<10	<10	<10	<10	<10	<10	<10	<10	<10	<10
Other	Conductivity @ 20oC (Filtered)	µS/cm	10			1204	1228	1228	1212	1191	1233	941	974	935	938	961	957	979	948	863	857	912	942	961
	Biological Oxygen Demand (Filtered)	mg/L	1			<1	<1	2	2	2	<1	3	8	3	10	4	2	2	2	6	4	2	3	3
	Chemical Oxygen Demand (Filtered)	mg/L	5			7	8	44	56	11	17	9	14	27	49	24	6	98	<5	9	<5	13	9	19
	Dissolved Organic Carbon (Filtered)	µg/L	200			2400	2600	2800	3600	2300	1600	3300	2900	3100	4000	4000	2500	32,300	8600	3200	3800	2900	3400	3500
	pH (Lab) (Filtered)	pH_Unit	0.01	6.5-9.5[#4]	6-9(MAC)[#38]	8.15	7.29	8.1	8.26	7.83	8.16	8	7.74	8.21	8.22	8.14	8.28	8.02	8.05	7.76	7.92	8.3	8.04	8

					Location_Code	Irrigation reservoir at Low Street Sample C	Irrigation reservoir at Low Street Sample C	Irrigation reservoir at Low Street Sample C	Irrigation reservoir at Low Street Sample C	Irrigation reservoir at Low Street Sample C	Irrigation reservoir at Low Street Sample C	Irrigation reservoir at Low Street Sample C	Irrigation reservoir at Low Street Sample C	Irrigation reservoir at Low Street Sample C	Irrigation reservoir at Low Street Sample D	Irrigation reservoir at Low Street Sample D	Irrigation reservoir at Low Street Sample D	Irrigation reservoir at Low Street Sample D	Irrigation reservoir at Low Street Sample D	Irrigation reservoir at Low Street Sample D	Irrigation reservoir at Low Street Sample D	Irrigation reservoir at Low Street Sample D	Irrigation reservoir at Low Street Sample D
					Sampled_Date	11/09/2019	18/09/2019	25/09/2019	02/10/2019	16/10/2019	30/10/2019	13/11/2019	27/11/2019	11/12/2019	11/09/2019	18/09/2019	25/09/2019	02/10/2019	16/10/2019	30/10/2019	13/11/2019	27/11/2019	11/12/2019
Chem_Group	**ChemName**	**output unit**	**EQL**	**UK Drinking Water Standards**	**UK Freshwater EQS**																		
Metals	Arsenic (Filtered)	µg/L	1	10[#4]	50[#5]	<1	<1	<1	<1	<1	<1	<1	<1	<1	<1	<1	<1	<1	<1	<1	<1	<1	<1
	Boron (Filtered)	µg/L	10	1000[#4]	2000[#1]	188	187	180	184	192	180	155	158	171	193	189	170	184	192	183	153	156	174
	Cadmium (Filtered)	µg/L	0.2	5[#4]	0.08[#14]	<0.2	<0.2	<0.2	<0.2	<0.2	<0.2	<0.2	<0.2	<0.2	<0.2	<0.2	<0.2	<0.2	<0.2	<0.2	<0.2	<0.2	<0.2
	Chromium (hexavalent) (Filtered)	µg/L	10		3.4[#15]	<10	<10	<10	<10	<10	<10	<10	<10	<10	<10	<10	<10	<10	<10	<10	<10	<10	<10
	Chromium (Filtered)	µg/L	1	50[#4]	3.4[#16]	<1	<1	<1	<1	<1	<1	<1	<1	<1	<1	<1	1	<1	<1	<1	<1	1	<1
	Copper	µg/L	1	2000[#4]	1(bio)[#18]	<1	<1	<1	<1	<5	2	<1	1	<1	<1	<1	<1	<1	<5	1	<1	1	<1
	Copper (Filtered)	µg/L	1	2000[#4]	1(bio)[#18]	<1	<1	<1	<1	<1	<1	2	1	1	<1	2	2	3	<1	<1	2	<1	<1
	Iron (Filtered)	µg/L	10	200[#4]	1000[#5]	15	13	<10	<10	<10	14	14	15	12	16	15	23	12	11	13	24	19	13
	Lead (Filtered)	µg/L	1	10[#4]	1.2(bio)[#18]	<1	<1	<1	<1	<1	<1	<1	<1	<1	<1	<1	1	<1	<1	<1	<1	<1	<1
	Manganese (Filtered)	µg/L	1	50[#4]	123(bio)[#19]	93	67	74	43	48	29	8	22	14	103	58	69	45	45	29	12	20	14
	Mercury (Filtered)	µg/L	0.1	1[#4]	0.07(MAC)[#20]	<0.1	<0.1	<0.1	<0.1	<0.1	<0.1	<0.1	<0.1	<0.1	<0.1	<0.1	<0.1	<0.1	<0.1	<0.1	<0.1	<0.1	<0.1
	Nickel (Filtered)	µg/L	1	20[#4]	4(bio)[#18]	6	3	3	3	3	2	2	2	2	3	3	3	3	3	3	2	2	2
	Selenium (Filtered)	µg/L	1	10[#4]		<1	<1	1	<1	<1	<1	<1	<1	<1	<1	<1	<1	<1	<1	<1	<1	<1	<1
	Zinc	µg/L	1	3000[#23]	10.9(bio)[#18]	3	4	9	5	9	6	3	11	4	4	5	7	4	10	49	4	8	6
	Zinc (Filtered)	µg/L	1	3000[#23]	10.9(bio)[#18]	2	<1	3	3	2	2	7	6	3	1	<1	5	3	2	5	4	5	4
Inorganics	Alkalinity (Carbonate as CaCO3) (Filtered)	mg/L	15			<15	-	-	-	-	-	-	-	-	<15	-	-	-	-	-	-	-	-
	Total Hardness (Filtered)	mg/l	2			483	431	478	480	451	465	378	405	397	491	402	465	520	449	463	429	397	407
	Alkalinity (Bicarbonate as CaCO3) (Filtered)	mg/l	15			-	-	-	-	-	-	-	-	-	-	-	-	-	-	-	-	-	-
	Alkalinity (total) as CaCO3 (Filtered)	mg/L	15			-	225	242	226	244	242	245	242	260	-	219	245	226	240	240	242	237	260
	Ammonia as N (Filtered)	mg/L	0.000036		0.6[#34]	<0.00085	0.00462	<0.00162	0.04136	0.028	<0.00131	0.00487	0.00317	0.00614	0.00211	0.0019	0.00406	0.03325	0.016	<0.00106	0.00243	0.00328	0.00491
	Ammoniacal Nitrogen as N (Filtered)	mg/L	0.02		0.6[#34]	<0.02	0.05	<0.02	0.51	0.28	<0.02	0.06	0.06	0.05	0.04	0.02	0.05	0.41	0.16	<0.02	0.03	0.05	0.04
	Ammoniacal Nitrogen as NH3 (Filtered)	mg/L	0.024			<0.024	0.057	<0.024	0.628	0.345	<0.024	0.072	0.077	0.055	0.051	0.029	0.063	0.499	0.192	<0.024	0.037	0.066	0.044
	Calcium (Filtered)	mg/L	1			161	143	160	160	150	156	127	136	134	163	133	155	174	149	155	144	134	137
	Chloride (Filtered)	mg/L	1	250[#4]	250[#1]	87	88	81	82	82	83	79	76	77	85	88	82	80	82	83	80	76	78
	Cyanide (Free) (Filtered)	µg/L	5	50[#4]	1[#5]	<5	<5	<5	<5	<5	<5	<5	<5	<5	<5	<5	<5	<5	<5	<5	<5	<5	<5
	Cyanide Total (Filtered)	µg/L	5	50[#4]	1[#5]	<5	<5	<5	<5	<5	<5	<5	<5	<5	<5	<5	<5	<5	<5	<5	<5	<5	<5
	Fluoride (Filtered)	µg/L	100	1500[#4]	1000[#35]	270	190	190	200	240	130	200	180	150	250	190	190	330	550	150	200	170	160
	Magnesium (Filtered)	mg/L	1			20	18	19	19	18	18	15	16	15	20	17	19	21	18	18	17	15	16
	Nitrate (as NO3-) (Filtered)	mg/L	0.1	50(NO3)[#36]		-	-	-	-	-	-	-	-	-	-	-	-	-	-	-	-	-	-
	Potassium (Filtered)	mg/L	1.2			10	10	9	10	9	10	8	9	8	10	10	10	12	9	9	9	8	9
	Sodium (Filtered)	mg/L	1	200[#4]		50	44	47	46	44	45	36	39	37	50	42	46	50	43	45	42	38	38
	Sulphate (Filtered)	mg/L	1	250(SO4)[#37]	400[#1]	169	178	168	166	158	164	154	152	153	168	178	168	165	157	163	154	152	156
PAH	Naphthalene (Filtered)	µg/L	0.01		2[#5]	<0.01	<0.01	<0.01	<0.01	<0.02	<0.01	<0.01	<0.01	<0.01	<0.01	<0.01	<0.01	<0.01	<0.01	<0.01	<0.01	<0.01	<0.01
	Acenaphthene (Filtered)	µg/L	0.01		No UK EQS	<0.01	<0.01	<0.01	<0.01	<0.02	<0.01	<0.01	<0.01	<0.01	<0.01	<0.01	<0.01	<0.01	<0.01	<0.01	<0.01	<0.01	<0.01
	Acenaphthylene (Filtered)	µg/L	0.01		No UK EQS	<0.01	<0.01	<0.01	<0.01	<0.02	<0.01	<0.01	<0.01	<0.01	0.01	<0.01	<0.01	<0.01	<0.01	<0.01	<0.01	<0.01	<0.01
	Fluoranthene (Filtered)	µg/L	0.01		0.0063[#5]	<0.01	<0.01	<0.01	<0.01	<0.02	<0.01	<0.01	<0.01	<0.01	<0.01	<0.01	<0.01	<0.01	<0.01	<0.01	<0.01	<0.01	<0.01
	Anthracene (Filtered)	µg/L	0.01		0.1[#5]	<0.01	<0.01	<0.01	<0.01	<0.02	<0.01	<0.01	<0.01	<0.01	<0.01	<0.01	<0.01	<0.01	<0.01	<0.01	<0.01	<0.01	<0.01
	Phenanthrene (Filtered)	µg/L	0.01		No UK EQS	<0.01	<0.01	<0.01	<0.01	<0.02	<0.01	<0.01	<0.01	<0.01	<0.01	<0.01	<0.01	<0.01	<0.01	<0.01	<0.01	<0.01	<0.01
	Fluorene (Filtered)	µg/L	0.01		No UK EQS	<0.01	<0.01	<0.01	<0.01	<0.02	<0.01	<0.01	<0.01	<0.01	<0.01	<0.01	<0.01	<0.01	<0.01	<0.01	<0.01	<0.01	<0.01
	Chrysene (Filtered)	µg/L	0.01		No UK EQS	<0.01	<0.01	<0.01	<0.01	<0.02	<0.01	<0.01	<0.01	<0.01	<0.01	<0.01	<0.01	<0.01	<0.01	<0.01	<0.01	<0.01	<0.01
	Pyrene (Filtered)	µg/L	0.01		No UK EQS	<0.01	<0.01	<0.01	<0.01	<0.02	<0.01	<0.01	<0.01	<0.01	0.13	<0.01	<0.01	<0.01	<0.01	<0.01	<0.01	<0.01	<0.01
	Benzo(a)anthracene (Filtered)	µg/L	0.01		No UK EQS	<0.01	<0.01	<0.01	<0.01	<0.02	<0.01	<0.01	<0.01	<0.01	<0.01	<0.01	<0.01	<0.01	<0.01	<0.01	<0.01	<0.01	<0.01
	Benzo(b)fluoranthene (Filtered)	µg/L	0.01	0.025[#12]	See BaP[#13]	<0.01	<0.01	<0.01	<0.01	<0.02	<0.01	<0.01	<0.01	<0.01	<0.01	<0.01	<0.01	<0.01	<0.01	<0.01	<0.01	<0.01	<0.01
	Benzo(k)fluoranthene (Filtered)	µg/L	0.01	0.025[#12]	See BaP[#13]	<0.01	<0.01	<0.01	<0.01	<0.02	<0.01	<0.01	<0.01	<0.01	<0.01	<0.01	<0.01	<0.01	<0.01	<0.01	<0.01	<0.01	<0.01
	Benzo(a)pyrene (Filtered)	µg/L	0.01	0.01[#4]	0.00017[#13]	<0.01	<0.01	<0.01	<0.01	<0.02	<0.01	<0.01	<0.01	<0.01	<0.01	<0.01	<0.01	<0.01	<0.01	<0.01	<0.01	<0.01	<0.01
	Dibenz(a,h)anthracene (Filtered)	µg/L	0.01		No UK EQS	<0.01	<0.01	<0.01	<0.01	<0.02	<0.01	<0.01	<0.01	<0.01	<0.01	<0.01	<0.01	<0.01	<0.01	<0.01	<0.01	<0.01	<0.01
	Benzo(g,h,i)perylene (Filtered)	µg/L	0.01	0.025[#12]	See BaP[#13]	<0.01	<0.01	<0.01	<0.01	<0.02	<0.01	<0.01	<0.01	<0.01	<0.01	<0.01	<0.01	<0.01	<0.01	<0.01	<0.01	<0.01	<0.01
	Indeno(1,2,3-c,d)pyrene (Filtered)	µg/L	0.01	0.025[#12]	See BaP[#13]	<0.01	<0.01	<0.01	<0.01	<0.02	<0.01	<0.01	<0.01	<0.01	<0.01	<0.01	<0.01	<0.01	<0.01	<0.01	<0.01	<0.01	<0.01
	PAH 16 Total (Filtered)	µg/L	0.01			<0.01	<0.01	<0.01	<0.01	<0.02	<0.01	<0.01	<0.01	<0.01	0.14	<0.01	<0.01	<0.01	<0.01	<0.01	<0.01	<0.01	<0.01
TPH CWG	>C5-C6 Aliphatics (Filtered)	µg/L	1	See TPH	See TPH	<1	<1	<1	<1	<1	<1	<1	<1	<1	<1	<1	<1	<1	<1	<1	<1	<1	<1
	>C6-C8 Aliphatics (Filtered)	µg/L	1	See TPH	See TPH	<1	<1	<1	<1	<1	<1	<1	<1	<1	<1	<1	<1	<1	<1	<1	<1	<1	<1
	>C8-C10 Aliphatics (Filtered)	µg/L	5	See TPH	See TPH	<5	<5	<5	<5	<5	<5	<5	<5	<5	<5	<5	<5	<5	<5	<5	<5	<5	<5
	>C10-C12 Aliphatics (Filtered)	µg/L	5	See TPH	See TPH	<5	<5	<5	<5	<5	<5	<5	<5	<5	<5	<5	<5	<5	<5	<5	<5	<5	<5
	>C12-C16 Aliphatics (Filtered)	µg/L	5	See TPH	See TPH	<5	<5	<5	<5	<5	<5	<5	<5	<5	<5	<5	<5	<5	<5	<5	<5	<5	<5
	>C16-C21 Aliphatics (Filtered)	µg/L	5	See TPH	See TPH	<5	<5	<5	<5	<5	<5	<5	<5	<5	<5	<5	<5	<5	<5	<5	<5	<5	<5
	>C21-C35 Aliphatics (Filtered)	µg/L	5	See TPH	See TPH	6	<5	<5	6	<5	<5	<5	<5	<5	<5	<5	<5	<5	<5	16	<5	<5	<5
	Total >C5-C35 Aliphatics (Filtered)	µg/L	5	See TPH	See TPH	6	<5	<5	6	<5	<5	<5	<5	<5	<5	<5	<5	<5	<5	16	<5	<5	<5
	>EC5-EC7 Aromatics (Filtered)	µg/L	1	See TPH	See TPH	<1	<1	<1	<1	<1	<1	<1	<1	<1	<1	<1	<1	<1	<1	<1	<1	<1	<1
	>EC7-EC8 Aromatics (Filtered)	µg/L	1	See TPH	See TPH	<1	<1	<1	<1	<1	<1	<1	<1	<1	<1	<1	<1	<1	<1	<1	<1	<1	<1
	>EC8-EC10 Aromatics (Filtered)	µg/L	5	See TPH	See TPH	<5	<5	<5	6	<5	<5	<5	<5	<5	<5	<5	<5	<5	<5	<5	<5	<5	7
	>EC10-EC12 Aromatics (Filtered)	µg/L	5	See TPH	See TPH	<5	<5	<5	<5	<5	<5	<5	<5	<5	<5	<5	<5	<5	<5	<5	<5	<5	<5
	>EC12-EC16 Aromatics (Filtered)	µg/L	5	See TPH	See TPH	<5	<5	<5	<5	<5	<5	<5	<5	<5	<5	<5	<5	<5	<5	<5	<5	<5	<5
	>EC16-EC21 Aromatics (Filtered)	µg/L	5	See TPH	See TPH	<5	<5	<5	<5	<5	<5	<5	<5	<5	<5	<5	<5	<5	<5	<5	<5	<5	<5
	>EC21-EC35 Aromatics (Filtered)	µg/L	10	See TPH	See TPH	<10	18	<10	10	<10	<10	<10	<10	<10	<10	<10	<10	<10	<10	<10	<10	<10	<10
	Total >EC5-EC35 Aromatics (Filtered)	µg/L	10	See TPH	See TPH	<10	18	<10	16	<10	<10	<10	<10	<10	<10	<10	<10	<10	<10	<10	<10	<10	<10
	TPH >C5-C35 Aliphatics/Aromatics (Filtered)	µg/L	10	|10[#2]	|50[#3]	15	18	<10	21	<10	<10	<10	<10	<10	<10	<10	<10	<10	<10	23	<10	<10	<10

					Location_Code	Irrigation reservoir at Low Street Sample C	Irrigation reservoir at Low Street Sample C	Irrigation reservoir at Low Street Sample C	Irrigation reservoir at Low Street Sample C	Irrigation reservoir at Low Street Sample C	Irrigation reservoir at Low Street Sample C	Irrigation reservoir at Low Street Sample C	Irrigation reservoir at Low Street Sample C	Irrigation reservoir at Low Street Sample C	Irrigation reservoir at Low Street Sample D	Irrigation reservoir at Low Street Sample D	Irrigation reservoir at Low Street Sample D	Irrigation reservoir at Low Street Sample D	Irrigation reservoir at Low Street Sample D	Irrigation reservoir at Low Street Sample D	Irrigation reservoir at Low Street Sample D	Irrigation reservoir at Low Street Sample D	Irrigation reservoir at Low Street Sample D
					Sampled_Date	11/09/2019	18/09/2019	25/09/2019	02/10/2019	16/10/2019	30/10/2019	13/11/2019	27/11/2019	11/12/2019	11/09/2019	18/09/2019	25/09/2019	02/10/2019	16/10/2019	30/10/2019	13/11/2019	27/11/2019	11/12/2019
Chem_Group	**ChemName**	**output unit**	**EQL**	**UK Drinking Water Standards**	**UK Freshwater EQS**																		
BTEX and MTBE	Benzene (Filtered)	µg/L	1	1[#4]	10[#5]	<1	<1	<1	<1	<1	<1	<1	<1	<1	<1	<1	<1	<1	<1	<1	<1	<1	<1
	Toluene (Filtered)	µg/L	1	700[#6]	74[#5]	<1	<1	<1	<1	<1	<1	<1	<1	<1	<1	<1	<1	<1	<1	<1	<1	<1	<1
	Ethylbenzene (Filtered)	µg/L	1	300[#6]	20[#7]	<1	<1	<1	<1	<1	<1	<1	<1	<1	<1	<1	<1	<1	<1	<1	<1	<1	<1
	Xylene (m & p) (Filtered)	µg/L	1	250[#8]	15[#9]	<1	<1	<1	<1	<1	<1	<1	<1	<2	<1	<1	<1	<1	<1	<1	<1	<1	<2
	Xylene (o) (Filtered)	µg/L	1	250[#8]	15[#9]	<1	<1	<1	<1	<1	<1	<1	<1	<1	<1	<1	<1	<1	<1	<1	<1	<1	<1
	MTBE (Filtered)	µg/L	1	15[#10]	15[#11]	<1	<1	<1	<1	<1	<1	<1	<1	<1	<1	<1	<1	<1	<1	<1	<1	<1	<1
VOC	Styrene (Filtered)	µg/L	1		50[#1]	-	-	-	-	-	-	-	<1	-	-	-	-	-	-	-	-	<1	-
	cis-1,3-dichloropropene (Filtered)	µg/L	1			-	-	-	-	-	-	-	<1	-	-	-	-	-	-	-	-	<1	-
	trans-1,3-dichloropropene (Filtered)	µg/L	1			-	-	-	-	-	-	-	<1	-	-	-	-	-	-	-	-	<1	-
	1,1,1,2-tetrachloroethane (Filtered)	µg/L	1		70[#24]	-	-	-	-	-	-	-	<1	-	-	-	-	-	-	-	-	<1	-
	1,1,1-trichloroethane (Filtered)	µg/L	1	2000[#25]	100[#1]	-	-	-	-	-	-	-	<1	-	-	-	-	-	-	-	-	<1	-
	1,1,2,2-tetrachloroethane (Filtered)	µg/L	1		70[#24]	-	-	-	-	-	-	-	<1	-	-	-	-	-	-	-	-	<1	-
	1,1,2-trichloroethane (Filtered)	µg/L	1		400[#1]	-	-	-	-	-	-	-	<1	-	-	-	-	-	-	-	-	<1	-
	1,1-dichloroethane (Filtered)	µg/L	1	2.8[#26]		-	-	-	-	-	-	-	<1	-	-	-	-	-	-	-	-	<1	-
	1,1-dichloroethene (Filtered)	µg/L	1	140[#27]		-	-	-	-	-	-	-	<1	-	-	-	-	-	-	-	-	<1	-
	1,1-dichloropropene (Filtered)	µg/L	1			-	-	-	-	-	-	-	<1	-	-	-	-	-	-	-	-	<1	-
	1,2,3-trichloropropane (Filtered)	µg/L	1			-	-	-	-	-	-	-	<1	-	-	-	-	-	-	-	-	<1	-
	1,2,4-trimethylbenzene (Filtered)	µg/L	1			-	-	-	-	-	-	-	<1	-	-	-	-	-	-	-	-	<1	-
	1,2-dibromo-3-chloropropane (Filtered)	µg/L	2			-	-	-	-	-	-	-	<2	-	-	-	-	-	-	-	-	<2	-
	1,2-dibromoethane (Filtered)	µg/L	1			-	-	-	-	-	-	-	<1	-	-	-	-	-	-	-	-	<1	-
	1,2-dichloroethane (Filtered)	µg/L	2	3[#4]	10[#5]	-	-	-	-	-	-	-	<2	-	-	-	-	-	-	-	-	<2	-
	1,2-dichloropropane (Filtered)	µg/L	1			-	-	-	-	-	-	-	<1	-	-	-	-	-	-	-	-	<1	-
	1,3,5-trimethylbenzene (Filtered)	µg/L	1			-	-	-	-	-	-	-	<1	-	-	-	-	-	-	-	-	<1	-
	1,3-dichloropropane (Filtered)	µg/L	1			-	-	-	-	-	-	-	<1	-	-	-	-	-	-	-	-	<1	-
	2,2-dichloropropane (Filtered)	µg/L	1			-	-	-	-	-	-	-	<1	-	-	-	-	-	-	-	-	<1	-
	2-chlorotoluene (Filtered)	µg/L	1			-	-	-	-	-	-	-	<1	-	-	-	-	-	-	-	-	<1	-
	4-chlorotoluene (Filtered)	µg/L	1			-	-	-	-	-	-	-	<1	-	-	-	-	-	-	-	-	<1	-
	Bromobenzene (Filtered)	µg/L	1			-	-	-	-	-	-	-	<1	-	-	-	-	-	-	-	-	<1	-
	Bromochloromethane (Filtered)	µg/L	5			-	-	-	-	-	-	-	<5	-	-	-	-	-	-	-	-	<5	-
	Bromodichloromethane (Filtered)	µg/L	10	25[#28]		-	-	-	-	-	-	-	<10	-	-	-	-	-	-	-	-	<10	-
	Bromoform (Filtered)	µg/L	1	25[#28]		-	-	-	-	-	-	-	<1	-	-	-	-	-	-	-	-	<1	-
	Bromomethane (Filtered)	µg/L	1			-	-	-	-	-	-	-	<1	-	-	-	-	-	-	-	-	<1	-
	Carbon disulfide (Filtered)	µg/L	1			-	-	-	-	-	-	-	<1	-	-	-	-	-	-	-	-	<1	-
	Carbon tetrachloride (Filtered)	µg/L	1	3[#4]	12[#5]	-	-	-	-	-	-	-	<1	-	-	-	-	-	-	-	-	<1	-
	Chlorodibromomethane (Filtered)	µg/L	3	25[#28]		-	-	-	-	-	-	-	<3	-	-	-	-	-	-	-	-	<3	-
	Chloroethane (Filtered)	µg/L	1			-	-	-	-	-	-	-	<1	-	-	-	-	-	-	-	-	<1	-
	Chloroform (Filtered)	µg/L	1	25[#28]	2.5[#5]	-	-	-	-	-	-	-	<1	-	-	-	-	-	-	-	-	<1	-
	Chloromethane (Filtered)	µg/L	10			-	-	-	-	-	-	-	<10	-	-	-	-	-	-	-	-	<10	-
	cis-1,2-dichloroethene (Filtered)	µg/L	1	25[#29]		-	-	-	-	-	-	-	<1	-	-	-	-	-	-	-	-	<1	-
	Dibromomethane (Filtered)	µg/L	1			-	-	-	-	-	-	-	<1	-	-	-	-	-	-	-	-	<1	-
	Dichlorodifluoromethane (Filtered)	µg/L	1			-	-	-	-	-	-	-	<1	-	-	-	-	-	-	-	-	<1	-
	Dichloromethane (Filtered)	µg/L	5		20[#5]	-	-	-	-	-	-	-	<5	-	-	-	-	-	-	-	-	<5	-
	Isopropylbenzene (Filtered)	µg/L	1			-	-	-	-	-	-	-	<1	-	-	-	-	-	-	-	-	<1	-
	n-butylbenzene (Filtered)	µg/L	1			-	-	-	-	-	-	-	<1	-	-	-	-	-	-	-	-	<1	-
	n-propylbenzene (Filtered)	µg/L	1			-	-	-	-	-	-	-	<1	-	-	-	-	-	-	-	-	<1	-
	p-isopropyltoluene (Filtered)	µg/L	1			-	-	-	-	-	-	-	<1	-	-	-	-	-	-	-	-	<1	-
	sec-butylbenzene (Filtered)	µg/L	1			-	-	-	-	-	-	-	<1	-	-	-	-	-	-	-	-	<1	-
	Trichloroethene (Filtered)	µg/L	1	5[#30]	10[#5]	-	-	-	-	-	-	-	<1	-	-	-	-	-	-	-	-	<1	-
	tert-butylbenzene (Filtered)	µg/L	2			-	-	-	-	-	-	-	<2	-	-	-	-	-	-	-	-	<2	-
	Tetrachloroethene (Filtered)	µg/L	1	5[#30]	10[#5]	-	-	-	-	-	-	-	<1	-	-	-	-	-	-	-	-	<1	-
	trans-1,2-dichloroethene (Filtered)	µg/L	1	25[#29]		-	-	-	-	-	-	-	<1	-	-	-	-	-	-	-	-	<1	-
	Trichlorofluoromethane (Filtered)	µg/L	1			-	-	-	-	-	-	-	<1	-	-	-	-	-	-	-	-	<1	-
	Vinyl chloride (Filtered)	µg/L	1	0.5[#4]		-	-	-	-	-	-	-	<1	-	-	-	-	-	-	-	-	<1	-
VOC/SVOC	1,2,3-trichlorobenzene (Filtered)	µg/L	3		0.13[#31]	-	-	-	-	-	-	-	<3	-	-	-	-	-	-	-	-	<3	-
	1,2,4-trichlorobenzene (Filtered)	µg/L	3		0.13[#31]	-	-	-	-	-	-	-	<3	-	-	-	-	-	-	-	-	<3	-
	1,2-dichlorobenzene (Filtered)	µg/L	1		6.7[#32]	-	-	-	-	-	-	-	<1	-	-	-	-	-	-	-	-	<1	-
	1,3-dichlorobenzene (Filtered)	µg/L	1		6.7[#32]	-	-	-	-	-	-	-	<1	-	-	-	-	-	-	-	-	<1	-
	1,4-dichlorobenzene (Filtered)	µg/L	1		6.7[#32]	-	-	-	-	-	-	-	<1	-	-	-	-	-	-	-	-	<1	-
	Chlorobenzene (Filtered)	µg/L	1	100[#33]		-	-	-	-	-	-	-	<1	-	-	-	-	-	-	-	-	<1	-
	Hexachlorobutadiene (Filtered)	µg/L	1		0.6(MAC)[#20]	-	-	-	-	-	-	-	<1	-	-	-	-	-	-	-	-	<1	-
Phenolics	Total Phenols (Filtered)	µg/L	10			<10	<10	<10	<10	<10	<10	<10	<10	<10	<10	<10	<10	<10	<10	<10	<10	<10	<10
Other	Conductivity @ 20oC (Filtered)	µS/cm	10			998	955	931	954	968	958	931	901	904	967	951	946	965	965	938	932	895	898
	Biological Oxygen Demand (Filtered)	mg/L	1			6	6	5	7	2	3	2	2	3	5	6	4	5	2	6	2	3	3
	Chemical Oxygen Demand (Filtered)	mg/L	5			11	26	46	25	16	16	<5	<5	12	20	42	757	43	20	51	6	<5	15
	Dissolved Organic Carbon (Filtered)	µg/L	200			3800	3100	4000	3300	2500	3500	5800	2900	4800	3200	3200	4000	3500	2700	4100	5400	2600	3000
	pH (Lab) (Filtered)	pH_Unit	0.01	6.5-9.5[#4]	6-9(MAC)[#38]	7.89	8.17	8.17	8.14	8.3	8.11	8.16	8.03	8.36	7.98	8.13	8.22	8.21	8.31	8.01	8.19	8.05	8.37

Env Standards Description
UK Drinking Water Standards:UK Drinking Water Standards - Water Supply (Water Quality) Regulations, 2016 [http://www.legislation.gov.uk/uksi/2016/614/pdfs/uksi_20160614_en.pdf] plus other key CoC. To be used to assess risk to an aquifer.
UK Freshwater EQS:UK freshwater EQS Annual Average (AA) [https://www.gov.uk/guidance/surface-water-pollution-risk-assessment-for-your-environmental-permit] plus other key CoC. 'UK Freshwater EQS - further assessment' provides further assessment of criteria dependent CoC.

Env Standards Comments
#1:Operational Targets and EQS. EA, April 2018
#2:No UK DWS for total petroleum hydrocarbons (TPH), or speciated TPH fractions. A value of 10 µg/l is adopted for sum TPH based on the rescinded Private Water Supply Regulations, 1991.
#3:No UK EQS for total petroleum hydrocarbons (TPH), or speciated TPH fractions. A value of 50 µg/l is adopted for sum TPH protection of surface water based on 50µg/l-1000µg/l (Surface Waters (Abstraction for Drinking Water) Regulations 1989).
#4:Water Supply (Water Quality) Regulations 2016.
#5:Water Framework Directive (Standards and Classification) Directions (England and Wales) 2015.
#6:Guidelines for Drinking-water Quality, 4th Edition. WHO, 2011
#7:Proposed Environmental Quality Standard, in absence of legislative standard (Ayscough et al., 2002). https://assets.publishing.service.gov.uk/government/uploads/system/uploads/attachment_data/file/291223/sp2-115-tr4-e-e.pdf
#8:Guidelines for Drinking-water Quality, 4th Edition. WHO, 2011. Value of 500µg/l for sum xylenes split between isomers. Requires summation of m,p & o isomers to use 500µg/l value.
#9:Operational Targets and EQS. EA, April 2018. Value of 30µg/l for sum xylenes split between isomers. Requires summation of m,p & o isomers to use 30µg/l value.
#10:The taste and odour threshold of 15µg/l is commonly adopted as a guide.
#11:The taste and odour threshold of 15µg/l is commonly adopted as a guide. In situations where there is no risk to a drinking water supply or aquifer, a PNEC value of 2,600µg/l may be used.
#12:Water Supply (Water Quality) Regulations 2016. Value of 0.1µg/l for PAH split between four individual PAH. Requires summation of benzo(b)fluoranthene, benzo(k)fluoranthene, benzo(ghi)perylene and indeno(123cd)pyrene to use 0.1µg/l value.
#13:Water Framework Directive (Standards and Classification) Directions (England and Wales) 2015. Benzo(a)pyrene can be considered as a marker for other PAH for comparison with the corresponding AA-EQS in water.
#14:Water Framework Directive (Standards & Classification) Directions (England & Wales) 2015. Dissolved fraction. Lowest criteria presented (<40mg/l of CaCO3). See 'further assessment' if criteria exceeded and hardness (CaCO3) data available.
#15:Water Framework Directive (Standards & Classification) Directions (England & Wales) 2015. Dissolved fraction.
#16:Water Framework Directive (Standards and Classification) Directions (England and Wales) 2015. Dissolved Fraction. If hexavalent chromium (CrVI) data is available, a value of 4.7µg/l may be appropriate for the remaining trivalent chromium (CrIII).
#17:Operational Targets and EQS. EA, April 2018. Dissolved fraction.
#18:Water Framework Directive (Standards & Classification) Directions (England & Wales) 2015. Dissolved & bioavailable (bio) fraction plus background. M-BAT tool to assess: http://wfduk.org/resources/rivers-lakes-metal-bioavailability-assessment-tool-m-bat
#19:Water Framework Directive (Standards & Classification) Directions (England & Wales) 2015. Bioavailable (bio) fraction. M-BAT tool to assess: http://wfduk.org/resources/rivers-lakes-metal-bioavailability-assessment-tool-m-bat
#20:Water Framework Directive (Standards and Classification) Directions (England and Wales) 2015. Dissolved Fraction. MAC adopted in absence of AA value.
#21:Guidelines for Drinking-water Quality, 4th Edition. WHO, 2011. Informal value.
#22:Operational Targets and EQS. EA, April 2018. Lowest criteria presented (<200mg/l CaCO3). See 'further assessment' values if criteria exceeded and hardness (CaCO3) data available.
#23:Guidelines for Drinking-water Quality, 4th Edition. WHO, 2011. Based on taste rather than a formal guideline.
#24:Water Framework Directive (Standards and Classification) Directions (England and Wales) 2015. Value of 140µg/l for tetrachloroethane split between 2 isomers. Requires summation of 2 isomers to use 140µg/l value.
#25:Guidelines for Drinking-water Quality, 4th Edition. WHO, 2011. In Scotland a value of 200µg/l is used (WAT-PS-10-01).
#26:US EPA Regional Screening Levels, May 2019. https://www.epa.gov/risk/regional-screening-levels-rsls-generic-tables
#27:Guidelines for Drinking-water Quality, 4th Edition. WHO, 2011. In Scotland a value of 7µg/l is used (WAT-PS-10-01).
#28:Water Supply (Water Quality) Regulations 2016. Value of 100µg/l for sum trihalomethanes split between individual compounds. Requires summation of chloroform, bromoform, chlorodibromomethane and bromodichloromethane to use 100µg/l value.
#29:Guidelines for Drinking-water Quality, 4th Edition. WHO, 2011. Value of 50µg/l for sum cis & trans-DCE split between isomers. Requires summation of cis & trans-DCE isomers to use 50µg/l value.
#30:Water Supply (Water Quality) Regulations 2016. Value of 10µg/l for sum of TCE & PCE split between individual compounds. Requires summation of TCE & PCE to use 10µg/l value.
#31:Water Framework Directive (Standards and Classification) Directions (England and Wales) 2015. Value of 0.4µg/l for sum isomers split between 3 isomers. Requires summation of isomers to use 0.4µg/l value.
#32:Water Framework Directive (Standards and Classification) Directions (England and Wales) 2015. Value of 20µg/l for sum isomers split between 3 isomers. Requires summation of isomers to use 20µg/l value.
#33:Position statement (WAT-PS-10-01), SEPA August 2014.
#34:Water Framework Directive (Standards and Classification) Directions (England and Wales) 2015. Indicator of 'good' status (90%ile) - Ammonia standard for lakes and rivers (total ammonia as nitrogen).
#35:Operational Targets and EQS. EA, April 2018. Dissolved fraction. Lowest criteria presented (<50 mg/l CaCO3). See 'further assessment' values if criteria exceeded and hardness (CaCO3) data available.
#36:Water Supply (Water Quality) Regulations 2016. As NO3.
#37:Water Supply (Water Quality) Regulations 2016. As SO4.
#38:Operational Targets and EQS. EA, April 2018. Maximum Allowable Concentration (MAC) adopted in absence of Annual Average (AA) value.
#39:Water Framework Directive (Standards and Classification) Directions (England and Wales) 2015. Value of 0.025µg/l for sum DDT isomers split between 4 isomers. Requires summation of 4 isomers to use 0.025µg/l value.
#40:Water Framework Directive (Standards and Classification) Directions (England and Wales) 2015. Value of 0.01µg/l for sum isomers split between 4 isomers. Requires summation of isomers to use 0.01µg/l value.
#41:Water Framework Directive (Standards and Classification) Directions (England and Wales) 2015. Relates to p,p-DDT (CAS 50-29-3)

Legend

0.217	Result exceeds GAC
<0.5	Result MDL is greater than GAC
-	Determinand not tested for

Notes
A range is given where a determinand has been analysed for by more than one method

Annex C-G Summary of ground gas data collected during monitoring rounds

Uncontrolled when printed – Copyright © - 2022
National Highways Limited – all rights reserved

Location	Flow rate (l/hr)		Methane (% v/v)		Oxygen (% v/v)		Carbon dioxide (% v/v)		Peak carbon monoxide (ppm)	Peak hydrogen sulphide (ppm)	Relative borehole pressure (mbar)		Atmospheric pressure (mbar)	
	Peak	Steady state	Min	Max	Min	Max	Min	Max			Min	Max	Min	Max
BH09002	<0.1	0.1-0.3	<0.1	4.6	20.4	21.6	<0.1	0.3	1	2	-0.41	-0.07	992	1020
BH09006	-55.2 - 0.6	-4.2 - 0.1	<0.1	<0.1	18.8	21.2	<0.1	1.2	<1	4	-3.00	0.00	990	1030
BH09010	<0.1	<0.1-0.2	<0.1	<0.1	20.6	21.0	0.10	0.4	1	3	-0.31	-0.02	991	993
BH09011	<0.1-0.6	<0.1-0.2	<0.1	<0.1	16.0	21.0	<0.1	2.1	1	<1	-0.36	0.05	996	1035
BH10003	<0.1	-1.1 - <0.1	<0.1	<0.1	19.1	20.9	0.1	0.6	5	3	-1.44	0.05	1002	1020
BH10004	-23.8 - 16.4	-23.8 - 5.6	<0.1	<0.1	17.8	23.0	<0.1	1.0	26	2	-3.29	20.73	1002	1033
BH10008	<0.1	<0.1 - 0.2	<0.1	<0.1	19.6	20.9	0.10	0.4	9	2	-0.47	-0.02	997	1005
BH11003	<0.1-4.3	<0.1-3.3	<0.1	0.1	11.1	20.9	<0.1	4.6	1	1	-0.05	0.41	997	1029
BH11004	<0.1	<0.1 - 0.6	<0.1	<0.1	19.4	20.9	0.10	0.6	8	5	-1.06	0.10	1000	1018
BH11007	<0.1	<0.1	<0.1	<0.1	19.9	20.9	0.10	0.3	4	<1	0.12	0.12	1017	1017
BH12003	<0.1	<0.1	<0.1	<0.1	17.8	20.9	0.10	0.3	3	4	0.00	0.05	1000	1029

Location	Flow rate (l/hr)		Methane (% v/v)		Oxygen (% v/v)		Carbon dioxide (% v/v)		Peak carbon monoxide (ppm)	Peak hydrogen sulphide (ppm)	Relative borehole pressure (mbar)		Atmospheric pressure (mbar)	
	Peak	Steady state	Min	Max	Min	Max	Min	Max			Min	Max	Min	Max
BH12005	<0.1	<0.1	<0.1	<0.1	19.7	20.9	0.10	0.5	7	1	-0.07	-0.07	1010	1010
BH12011	-40.0 - <0.1	-7.2 - 1.2	<0.1	<0.1	9.2	20.9	<0.1	12.3	3	1	-4.28	1.69	996	1021
BH12012	-38.5 - 20.8	-8.6 - 20.2	<0.1	<0.1	16.6	21.0	<0.1	4.2	2	<1	-6.70	-1.81	981	1020
BH13004	-16.2 - 2.4	-1.7 - 2.4	<0.1	<0.1	0.1	21.6	<0.1	2.3	1	<1	-2.18	0.26	998	1031
BH13007	-13.0 - 10.0	-3.9 - 8.4	<0.1	<0.1	17.1	22.7	<0.1	2.8	4	1	-0.35	0.84	997	1029
BH13008	-3.0 - 2.4	<0.1 - 2.2	<0.1	<0.1	17.6	21.4	<0.1	2.9	25	<1	-0.22	0.14	997	1029
BH13009	<0.1	-0.3 - 3.8	<0.1	0.1	20.9	21.4	0.10	0.2	<1	12	-0.82	2.47	991	992
BH13015	<0.1	0.10	<0.1	0.1	20.8	21.0	0.10	0.4	<1	3	1.32	1.32	993	993
OH13002	-2.5 - 15.3	-2.6 - 4.2	<0.1	<0.1	18.3	21.1	<0.1	3.3	1	5	-0.69	2.05	997	1029
OH13004	<0.1 - 4.0	-0.1 - 0.3	<0.1	<0.1	18.1	21.0	<0.1	1.2	3	<1	-0.09	0.19	997	1030

Location	Flow rate (l/hr)		Methane (% v/v)		Oxygen (% v/v)		Carbon dioxide (% v/v)		Peak carbon monoxide (ppm)	Peak hydrogen sulphide (ppm)	Relative borehole pressure (mbar)		Atmospheric pressure (mbar)	
	Peak	Steady state	Min	Max	Min	Max	Min	Max			Min	Max	Min	Max
WS08028	<0.1	<0.1	<0.1	0.1	16.4	21.1	<0.1	1.5	<1	1	-0.27	-0.02	991	1019
WS09011	<0.1 - 0.4	-0.1 - 0.3	<0.1	<0.1	18.3	20.9	<0.1	1.0	<1	<1	-0.10	0.12	998	1031
WS09013	-5.1 - 0.8	-5.1 - <0.1	<0.1	0.1	17.1	26.3	<0.1	4.0	<1	<1	-0.53	0.10	991	1031
WS10002	-1.5 - 0.4	-1.4 - 0.1	<0.1	<0.1	18.4	22.7	<0.1	1.4	7	1	-0.50	0.09	996	1031
WS10006	<0.1	<0.1 - 0.1	<0.1	0.2	20.1	20.9	0.10	0.9	1	<1	-0.26	0.05	1002	1021
WS11002	-37.5 - 2.7	-3.9 - 0.5	<0.1	<0.1	5.2	21.1	<0.1	11.3	2	3	-0.45	0.38	987	1031
WS12007	-0.2 - 0.7	<0.1 - 0.6	<0.1	<0.1	18.4	21.9	<0.1	1.2	1	1	-0.27	0.07	982	1029
WS12009	<0.1 - 0.9	<0.1 - 0.4	<0.1	0.1	17.0	21.8	<0.1	2.8	<1	1	-0.07	7.26	985	1022
WS12016	-0.9 - 2.5	-0.6 - 1.3	<0.1	0.1	17.8	21.0	<0.1	2.5	<1	4	-0.12	0.05	981	1028
WS12021	-3.4 - 12.0	-3.4 - 9.4	<0.1	1.6	16.2	21.0	<0.1	2.3	1	5	-0.29	0.99	981	1028
WS14003	<0.1- 0.3	-0.1 - <0.1	<0.1	<0.1	18.7	20.9	<0.1	2.4	<1	<1	-0.07	0.07	997	1016

Annex C-H Generic Quantitative Risk Assessment

Uncontrolled when printed – Copyright © - 2022
National Highways Limited – all rights reserved

	Name	Ref. No	Description	Potential Contaminants associated with contaminant source	Location and Geology: Location with respect to Order Limits and Study Area	Generalised Superficial Geology	Generalised Bedrock Geology	Potential Pathways: D-S	D-G	A	V	F	S-G	G-L	G-SW	R-SW	Human Health Receptors: RH01	RH02	RH03	RH04	RH05	RH06	Controlled Water Receptors: Superficial Aquifer	Bedrock Aquifer	SPZ	Surface Water	Preliminary Qualitative Risk Assessment: Severity	Likelihood	Preliminary Qualitative Risk Assessment Rating	Potential Significance of Pollutant Linkage(s)	Generic Quantitative Risk Assessment: Discussion of Further Assessment in Relation to Proposed Design and GQRA	Severity	Likelihood	Generic Quantitative Risk Assessment Rating	Outcome of Further Assessment in Relation to Proposed Design and GQRA
						Superficial Geology provided by BGS	Bedrock Geology provided by BGS	Direct/dermal contact and incidental ingestion of contaminated soil	Direct/dermal contact and incidental ingestion of contaminated groundwater	Ingestion of soil/or wind-blown dust	Build-up of vapours or gases in confined spaces	Inhalation of vapours, gases or wind-blown dust of fibres	Leaching of contaminants from soil into groundwater	Migration of contaminated groundwater on or off site	Groundwater migration to surface waters	Contaminated runoff (water and sediment) from land to surface waters	Construction workers	Operational staff	Road users	Adjacent land users - residents	On site and adjacent land users — public open space	Adjacent land users – industrial, commercial and agricultural workers, and users of recreational sites	Aquifer(s)	Aquifer(s)	SPZ	Distance to SW (m)										
1	2	3	4	5		9	10	11	12	13	14	15	16	17	18	19	20	21	22	23	24	25	26	27	28	29	30	31	32	33	34	35	36	37	38
	Sheep wash	**HLU0503**	Sheep wash (approximately 1939 to 1973).	Metals, pesticides.	Within Order Limits and study area	Alluvium (Clay, Silty, Peaty, Sandy [Unlithified Deposits])	Thanet Formation (Sand)				x		x	x	x								Secondary Aquifer - Undifferentiated	Secondary Aquifer - A	SPZ III	18	Minor	Likely	Low	Unlikely to be a significant risk but localised impacts to soil may be present from historical material storage or spillages which have potential to enter groundwater.	The potential source will not be disturbed by proposed construction or operation activities and as such it is unlikely any pollutant pathway will be created.	Minor	Unlikely	Low	No further consideration necessary.
	Condovers Farm	**HLU0539**	Farmyard and farm buildings.	Petroleum hydrocarbons, PAH, pesticides, herbicides, asbestos, metals, inorganics, ammoniacal nitrogen, microbial contamination.	Within Order Limits and study area	Taplow Gravel Member (Sand and Gravel); Head (Clay, Silt, Sand and Gravel); Alluvium (Clay, Silty, Peaty, Sandy [Unlithified Deposits])	Thanet Formation (Sand)	x		x			x	x	x	x	x				x	x	x	Secondary Aquifer - A	Secondary Aquifer - A	SPZ III	0	Minor	Likely	Low	Unlikely to be a significant risk due to small scale.	The farm is located at the edge of the red line boundary. Whilst no intrusive works are proposed over the site, the potential source coincides with proposed utilities working areas. The potential source may be disturbed by proposed construction or operation activities and as such a pathway may be created. Therefore there is a possible plausible pollutant linkage. The potential source is of a scale that can be dealt with by standard protocols including a watching brief and materials management, as required by the project REAC.	Minor	Low Likelihood	Low	Implementation of standard protocols including watching brief and materials management as detailed in the REAC as required.
	Railway Yard Industrial Area	**HLU0540**	Industrial area, current occupiers may include plant hire workshop andan inactive gas suppliers.	Metals, inorganics, petroleum hydrocarbons, PAH phenols, asbestos, SVOC, VOC.	Within Order Limits and study area	Alluvium (Clay, Silty, Peaty, Sandy); Taplow Gravel Member (Sand and Gravel); Head (Clay, Silt, Sand and Gravel)	Thanet Formation (Sand)	x					x	x	x	x	x				x	x	x	Secondary Aquifer - Undifferentiated; Secondary Aquifer - A	Principal Aquifer; Secondary Aquifer - A	SPZ III	8	Minor	Likely	Low	Unlikely to be significant source of contamination due to the relatively small scale of the potentially contaminative activities. Residual risk of unrecorded pollution.	The railway yard is located to the west of the main route alignment. The north eastern corner of the site is proposed for intrusive and overhead utility works. Given the location of the site and the former land use, it is unlikely that the site would pose a significant risk of contamination, however the potential source may be disturbed by proposed construction or operation activities and as such a pathway may be created. Therefore there is a possible plausible pollutant linkage. The potential source is of a scale that can be dealt with by standard protocols including a watching brief and materials management, as required by the project REAC.	Minor	Low Likelihood	Low	Implementation of standard protocols including watching brief and materials management as detailed in the REAC as required.
	Potentially infilled gravel pit	**HLU0516**	Small gravel pit, potentially infilled north of London Tilbury and Southend Railway	Metals, asbestos, petroleum hydrocarbons, PAH, inorganics, hazardous gases.	Within Order Limits and study area	Alluvium (Clay, Silty, Peaty, Sandy)	Thanet Formation (Sand)	x		x	x	x	x	x	x		x			x	x	x	Secondary Aquifer - Undifferentiated; Secondary Aquifer - A	Secondary Aquifer - A	SPZ III	31	Minor	Likely	Low	Unlikely to be a significant risk due to small size, the age of the fill material.	The potential source will not be disturbed by proposed construction or operation activities and as such it is unlikely any pollutant pathway will be created.	Minor	Unlikely	Low	No further consideration necessary.
	Potentially infilled pit	**HLU0819**	Large gravel pit east of Courtney Road, excavated from approximately 1960, potentially infilled between 1973 and 1991.	Petroleum hydrocarbons, PAH, inorganics, metals, asbestos, hazardous gases.	Within Order Limits and study area	Boyn Hill Gravel Member (Sand and Gravel)	Thanet Formation (Sand)	x		x	x	x	x	x			x	x	x	x	x	x	Secondary Aquifer - A	Secondary Aquifer - A	SPZ III	397	Medium	Likely	Medium	Potential to encounter made ground and impacted soil.	The route alignment, in cutting, crosses the potential source. The potential source may be disturbed by proposed construction or operation activities and as such a pathway may be created. Therefore there is a possible plausible pollutant linkage. The potential source is of a scale that can be dealt with by standard protocols including a watching brief and materials management, as required by the project REAC.	Mild	Likely	Low	Implementation of standard protocols including watching brief and materials management as detailed in the REAC as required.
	Potentially infilled gravel pit	**HLU0821**	Large gravel pit north of London Tilbury and Southend Railway, limited evidence for infilling but cannot be discounted.	Petroleum hydrocarbons, PAH, inorganics, metals, asbestos, hazardous gases.	Within Order Limits and study area	Alluvium (Clay, Silty, Peaty, Sandy)	Thanet Formation (Sand)	x		x	x	x	x	x	x	x	x			x	x	x	Secondary Aquifer - Undifferentiated; Secondary Aquifer - A	Secondary Aquifer - A	SPZ III	2	Minor	Likely	Low	Unlikely to be a significant risk and limited evidence of filling.	Temporary multi-utility networks are proposed across the south east corner of the potential source. The potential source may be disturbed by proposed construction or operation activities and as such a pathway may be created. Whilst unlikely, there is a possible plausible pollutant linkage. The potential source is of a scale that can be dealt with by standard protocols including a watching brief and materials management, as required by the project REAC.	Minor	Low Likelihood	Low	Implementation of standard protocols including watching brief and materials management as detailed in the REAC as required.
	Ashlea Farm	**HLU0834**	Farmyard mapped from 1955 and farm buildings including silos mapped from 1988.	Petroleum hydrocarbons, PAH, pesticides, herbicides, asbestos, metals, inorganics, ammoniacal nitrogen, hazardous gases.	Within Order Limits and study area	Taplow Gravel Member (Sand and Gravel)	Thanet Formation (Sand)	x		x	x	x	x				x	x	x	x	x	x	Secondary Aquifer - A	Secondary Aquifer - A	SPZ II	330	Minor	Likely	Low	Unlikely to be a significant risk due to the age (c.1991) of the agricultural buildings.	The potential source is located adjacent to the main route alignment. Overhead and intrusive utility works are also proposed around the boundary . Whilst unlikely, the potential source may be disturbed by proposed construction or operation activities and as such a pathway may be created. Therefore there is a possible plausible pollutant linkage. The potential source is of a scale that can be dealt with by standard protocols including a watching brief and materials management, as required by the project REAC.	Minor	Low Likelihood	Low	Implementation of standard protocols including watching brief and materials management as detailed in the REAC as required.
	Precast concrete works	**HLU0818**	Precast concrete works constructed prior to 1971 still present at the site. Currently operated by Tarmac Building Products Ltd.	Alkalis, petroleum hydrocarbons, VOC, SVOC, PCB.	Within Order Limits and study area	Boyn Hill Gravel Member (Sand and Gravel)	Lambeth Group (Clay, Silt and Sand); Thanet Formation (Sand); Lambeth Group (Sand, Silt and Clay)				x	x	x	x	x								Secondary Aquifer - A	Secondary Aquifer - A	SPZ II	51	Mild	Likely	Low	Known spillage of chemicals – alkali and a release of diesel. Potential impact to soil and groundwater likely to be localised arising from known spill.	The precast concrete works is located in an area where overhead utility works are proposed. There may be some associated intrusive works to facilitate these utilities. The potential source may be disturbed by proposed construction or operation activities and as such a pathway may be created. Therefore there is a possible plausible pollutant linkage. The potential source is of a scale that can be dealt with by standard protocols including a watching brief and materials management, as required by the project REAC.	Mild	Likely	Low	Implementation of standard protocols including watching brief and materials management as detailed in the REAC as required.
	Linford quarry and landfill	**HLU0816**	Active inert landfill in former sand and gravel pits associated with precast concrete works. Potential for unrecorded waste disposal. Parts of site undergoing restoration works.	Inorganics, metals, asbestos, hazardous gases.	Within Order Limits and study area	Black Park Gravel Member (Sand and Gravel)	Lambeth Group (Clay, Silt and Sand); Lambeth Group (Sand, Silt and Clay); Thanet Formation (Sand)	x		x	x	x	x	x	x	x	x	x	x	x	x	x	Secondary Aquifer - A; Secondary Aquifer - Undifferentiated	Secondary Aquifer - A	SPZ II	0	Mild	Likely	Low	Unlikely to be a significant risk due to low degradability of materials. May influence local groundwater baseline quality.	The potential source is located within proposed utility working areas and also adjacent to the main route alignment in a section which is proposed to be in cutting. The potential source may be disturbed by proposed construction or operation activities and as such a pathway may be created. Therefore there is a possible plausible pollutant linkage. The potential source is of a scale that can be dealt with by standard protocols including a watching brief and materials management, as required by the project REAC.	Mild	Likely	Low	Implementation of standard protocols including watching brief and materials management as detailed in the REAC as required.
	Rainbow Shaw Quarry	**HLU0825**	Gravel pit shown approximately 1895 . Recorded as disused on historical mapping dated 1991. Active inert landfill in former sand and gravel pits associated with precast concrete works.	Inorganics, metals, asbestos, hazardous gases.	Within Order Limits and study area	Black Park Gravel Member (Sand and Gravel)	Lambeth Group (Clay, Silt and Sand); Thanet Formation (Sand); Lambeth Group (Sand, Silt and Clay)	x		x	x	x	x	x	x		x	x	x		x	x	Secondary Aquifer - A; Secondary Aquifer - Undifferentiated	Secondary Aquifer - A	SPZ III	60	Mild	Likely	Low	Unlikely to be a significant risk due likely low degradability of materials. May influence local groundwater baseline quality.	The potential source is located adjacent to the main route alignment with the southern corner extending into an area of proposed cutting and utility works. A small portion of the potential source may be disturbed by proposed construction or operation activities and as such a pathway may be created. Therefore there is a possible plausible pollutant linkage. The potential source is of a scale that can be dealt with by standard protocols including a watching brief and materials management, as required by the project REAC.	Mild	Likely	Low	Implementation of standard protocols including watching brief and materials management as detailed in the REAC as required.
	Gravel pit mounds	**HLU0817**	Spoil mounds shown on maps dated approximately 1958 to 1987. Current presence unknown.	Petroleum hydrocarbons, PAH, inorganics, metals, asbestos, hazardous gases.	Within Order Limits and study area	Black Park Gravel Member (Sand and Gravel)	Thanet Formation (Sand)	x		x	x	x	x	x	x		x		x		x	x	Secondary Aquifer - A; Secondary Aquifer - Undifferentiated	Secondary Aquifer - A	SPZ II	77	Minor	Likely	Low	Unlikely to be a significant risk due to size. Spoil heaps may no longer be present. Most likely origin is gravel extraction waste.	If still present, the spoil heaps would be located adjacent to the main route alignment in cutting. a The potential source may be disturbed by proposed construction or operation activities and as such a pathway may be created. Therefore there is a possible plausible pollutant linkage. The potential source is of a scale that can be dealt with by standard protocols including a watching brief and materials management, as required by the project REAC.	Minor	Low Likelihood	Low	Implementation of standard protocols including watching brief and materials management as detailed in the REAC as required.
	Infilled pond at Brook Farm	**HLU0814**	Two former ponds present from 1864, potentially infilled between 1973 to 1999.	Metals, asbestos, petroleum hydrocarbons, PAH, inorganics, hazardous gases, herbicides, pesticides.	Within Order Limits and study area	Head (Clay, Silt, Sand and Gravel)	Thanet Formation (Sand)	x		x	x		x	x	x		x			x	x	x	Secondary Aquifer - Undifferentiated	Secondary Aquifer - A	SPZ III	26	Minor	Low likelihood	Low	Unlikely to be a significant risk due to size. Potential presence of clay reduces likelihood of impact to controlled waters.	The potential source is located within proposed utility working areas. Whilst unlikely, the potential source may be disturbed by proposed construction or operation activities and as such a pathway may be created. Therefore there is a possible plausible pollutant linkage. The potential source is of a scale that can be dealt with by standard protocols including a watching brief and materials management, as required by the project REAC.	Minor	Low Likelihood	Low	Implementation of standard protocols including watching brief and materials management as detailed in the REAC as required.

	Name	Ref. No	Description	Potential Contaminants associated with contaminant source	Location and Geology: Location with respect to Order Limits and Study Area	Generalised Superficial Geology	Generalised Bedrock Geology	Potential Pathways: D-S	D-G	A	V	F	S-G	G-L	G-SW	R-SW	Human Health Receptors: RH01	RH02	RH03	RH04	RH05	RH06	Controlled Water Receptors: Superficial Aquifer	Bedrock Aquifer	SPZ	Surface Water	Preliminary Qualitative Risk Assessment: Severity	Likelihood	Preliminary Qualitative Risk Assessment Rating	Potential Significance of Pollutant Linkage(s)	Generic Quantitative Risk Assessment: Discussion of Further Assessment in Relation to Proposed Design and GQRA	Severity	Likelihood	Generic Quantitative Risk Assessment Rating	Outcome of Further Assessment in Relation to Proposed Design and GQRA
						Superficial Geology provided by BGS	Bedrock Geology provided by BGS	Direct/dermal contact and incidental ingestion of contaminated soil	Direct/dermal contact and incidental ingestion of contaminated groundwater	Ingestion of soil or wind-blown dust	Build-up of vapour or gases in confined spaces	Inhalation of vapours, gases or wind-blown dust or fibres	Leaching of contaminants from soil into groundwater	Migration of contaminated groundwater on or off site	Groundwater migration to surface waters	Contaminated runoff to watercourse and sediment from land to surface waters	Construction workers	Operational staff	Road users	Adjacent land users - residents	On site and adjacent land users — public open space	Adjacent land users – industrial, commercial and agricultural workers, and users of recreational sites	Aquifer(s)	Aquifer(s)	SPZ	Distance to SW (m)										
1	2	3	4	5		9	10	11	12	13	14	15	16	17	18	19	20	21	22	23	24	25	26	27	28	29	30	31	32	33	34	35	36	37	38
	Infilled pond at Brook Farm	HLU0815	Two former ponds present from 1864, potentially infilled between 1973 to 1999.	Metals, asbestos, petroleum hydrocarbons, PAH, inorganics, hazardous gases, herbicides, pesticides.	Within Order Limits and study area	Head (Clay, Silt, Sand and Gravel)	Thanet Formation (Sand)	x		x	x		x	x	x	x	x	x		x	x	x	Secondary Aquifer - Undifferentiated	Secondary Aquifer - A	SPZ III	0	Minor	Low likelihood	Low	Unlikely to be a significant risk due to size. Potential presence of clay reduces likelihood of impact to controlled waters.	The potential source is located within proposed utility working areas. Whilst unlikely, the potential source may be disturbed by proposed construction or operation activities and as such a pathway may be created. Therefore there is a possible plausible pollutant linkage. The potential source is of a scale that can be dealt with by standard protocols including a watching brief and materials management, as required by the project REAC.	Minor	Low Likelihood	Low	Implementation of standard protocols including watching brief and materials management as detailed in the REAC as required.
	Seaborough Hall (demolished)	HLU0822	Former house and grounds, demolished approximately 1973 to 1986.	Petroleum hydrocarbons, PAH, metals, asbestos.	Within Order Limits and study area	Head (Clay, Silt, Sand and Gravel); Black Park Gravel Member (Sand and Gravel)	Lambeth Group (Clay, Silt and Sand)	x		x		x	x	x	x		x	x	x		x	x	Secondary Aquifer - A; Secondary Aquifer - Undifferentiated	Secondary Aquifer - A	SPZ III	161	Minor	Likely	Low	Unlikely to be a significant risk due to likely size of primary sources. Some potential for historical spillages, buried waste and Made Ground.	The potential source is located in an area proposed for utility works and construction compound. The potential source may be disturbed by proposed construction or operation activities and as such a pathway may be created, Therefore there is a possible plausible pollutant linkage, however the potential contamination is considered likely to be localised. The potential source is of a scale that can be dealt with by standard protocols including a watching brief and materials management, as required by the project REAC.	Minor	Likely	Low	Implementation of standard protocols including watching brief and materials management as detailed in the REAC as required.
	Infilled pond west of Brentwood Road	HLU0807	Pond possibly infilled between 1954 to 1963.	Metals, petroleum hydrocarbons, PAH, inorganics, asbestos, hazardous gases.	Within Order Limits and study area	No superficial deposits	Lambeth Group (Clay, Silt and Sand)				x	x	x	x	x									Secondary Aquifer - A	SPZ III	179	Minor	Likely	Low	Potential for unrecorded pollution to soil or groundwater from infill materials. Potential size of source is relatively small.	The infilled pond is located in an area proposed for construction compounds and intrusive utility works. Whilst unlikely, the potential source may be disturbed by proposed construction or operation activities and as such a pathway may be created. Therefore there is a possible plausible pollutant linkage. The potential source is of a scale that can be dealt with by standard protocols including a watching brief and materials management, as required by the project REAC.	Minor	Likely	Low	Implementation of standard protocols including watching brief and materials management as detailed in the REAC as required.
	Infilled gravel pit east of Brentwood Road	HLU0823	Gravel pits excavated approximately 1915. Infilled between approximately 1938 to 1954.	Metals, asbestos, petroleum hydrocarbons, hazardous gases, PAH, inorganics.	Within Order Limits and study area	Black Park Gravel Member (Sand and Gravel)	Lambeth Group (Clay, Silt and Sand)	x		x	x	x	x	x			x	x	x		x	x	Secondary Aquifer - A	Secondary Aquifer - A	SPZ III	205	Medium	Likely	Medium	Potential to encounter made ground and contamination. Increased severity due to location.	The potential source is located in an area of proposed intrusive utility works and an existing road proposed to be used as an access route. The southern portion of the source coincides with a section of roadway proposed in cutting. The potential source may be disturbed by proposed construction or operation activities and as such a pathway may be created. Therefore there is a possible plausible pollutant linkage. The potential source is of a scale that can be dealt with by standard protocols including a watching brief and materials management, as required by the project REAC.	Mild	Unlikely	Low	Implementation of standard protocols including watching brief and materials management as detailed in the REAC as required.
	Infilled gravel pit east of Brentwood Road	HLU0824	Gravel pits excavated approximately 1915. Infilled between approximately 1938 to 1954.	Metals, asbestos, petroleum hydrocarbons, hazardous gases, PAH, inorganics.	Within Order Limits and study area	Black Park Gravel Member (Sand and Gravel)	Lambeth Group (Clay, Silt and Sand)	x		x	x	x	x	x			x	x	x		x	x	Secondary Aquifer - A	Secondary Aquifer - A	SPZ III	205	Medium	Likely	Medium	Potential to encounter made ground and contamination. Increased severity due to location.	The potential source is located in an area of proposed intrusive utility works and an existing road proposed to be used as an access route. The southern portion of the source coincides with a section of roadway proposed in cutting. The potential source may be disturbed by proposed construction or operation activities and as such a pathway may be created. Therefore there is a possible plausible pollutant linkage. The potential source is of a scale that can be dealt with by standard protocols including a watching brief and materials management, as required by the project REAC.	Mild	Unlikely	Low	Implementation of standard protocols including watching brief and materials management as detailed in the REAC as required.
	Brook Farm	HLU0835	Farm present on site prior to 1864. Site buildings may have been demolished based on historical mapping	Petroleum hydrocarbons, PAH, pesticides, herbicides, asbestos, metals, inorganics, ammoniacal nitrogen and hazardous gases	Within Order Limits and study area	Head (Clay, Silt, Sand and Gravel)	Thanet Formation (sand)	x		x			x	x	x		x	x					Secondary Aquifer - Undifferentiated	Secondary Aquifer - A	SPZ III	264	Minor	Low likelihood	Low	Localised impacts to soil may be present from material storage or spillages. Unlikely to be a significant risk due to likely size of primary sources.	The farm buildings are located at the edge of the red line boundary, the associated surrounding fields and historical farm buildings coincide with proposed utilities working areas, access route and the main works contruction area (including proposed embankment). The potential source may be disturbed by proposed construction or operation activities and as such a pathway may be created. Therefore there is a possible plausible pollutant linkage. The potential source is of a scale that can be dealt with by standard protocols including a watching brief and materials management, as required by the project REAC.	Minor	Low Likelihood	Low	Implementation of standard protocols including watching brief and materials management as detailed in the REAC as required.
	St James' Church and graveyard	HLU0839	Church and graveyard present on historical maps 1865 to present. Thought to have been built towards the end of the 12th century.	Metals (particularly lead), formaldehyde, ammoniacal nitrogen.	Within 250m study area	Boyn Hill Gravel Member (sand and gravel)	Thanet Formation (sand)						x	x	x								Secondary Aquifer - A	Secondary Aquifer - A	SPZ III	70	Minor	Unlikely	Low	Possible impact to groundwatery but very small scale graveyard so pollutant load likely to be small.	The potential source will not be disturbed by proposed construction or operation activities and as such it is unlikely any pollutant pathway will be created.	Minor	Unlikely	Low	No further consideration necessary.
	Wellhouse Farm	HLU0840	Farmyard and buildings shown in 1865. Last mapped as an active farm in 1895.	Petroleum hydrocarbons, PAH, pesticides, herbicides, asbestos, metals, inorganics, ammoniacal nitrogen, hazardous gases.	Within 250m study area	Boyn Hill Gravel Member (sand and gravel)	Thanet Formation (sand)				x	x	x	x	x	x							Secondary Aquifer - A	Secondary Aquifer - A	SPZ III	5	Mild	Unlikely	Low	No evidence of recent agricultural activities, possible influence on local groundwater or surface water quality but LTC works unlikely to encounter groundwater in this location.	The potential source will not be disturbed by proposed construction or operation activities and as such it is unlikely any pollutant pathway will be created.	Mild	Unlikely	Low	No further consideration necessary.
	Gunhill Farm	HLU0842	Farm shown between 1865 and 1991. Buildings still present on site, possibly still farm.	Petroleum hydrocarbons, PAH, pesticides, herbicides, asbestos, metals, inorganics, ammoniacal nitrogen, hazardous gases.	Within 250m study area	Alluvium (clay, silt, peat and sand)	Thanet Formation (sand)						x	x	x								Secondary Aquifer - Undifferentiated	Secondary Aquifer - A	SPZ III	25	Mild	Low likelihood	Low	Farmyard is small scale, possible localised groundwater impact.	The potential source will not be disturbed by proposed construction or operation activities and as such it is unlikely any pollutant pathway will be created.	Mild	Unlikely	Low	No further consideration necessary.
	Orsett Golf Club	HLU0858	Golf club first shown in 1915 and is still present on site with clubhouse.	Metals, petroleum hydrocarbons, PAH, asbestos, herbicides, pesticides.	Within Order Limits and study area	Head Deposits (Clay, silt, sand and gravel) and Black Park Gravel Member (sand and gravel)	Lambeth Group (clay, silt and sand)	x					x	x	x		x			x	x	x	Secondary Aquifer - A	Secondary Aquifer - A	SPZ III	40	Mild	Low likelihood	Low	No available evidence of imported material for construction of course but cannot be ruled out.	The majority of this potential source is outside the development boundary. The route alignment is on embankment in the south west corner of the source, and utility works and ecological works are proposed in this portion of the potential source. The potential source may be disturbed by proposed construction or operation activities and as such a pathway may be created. Therefore there is a possible plausible pollutant linkage. The potential source is of a scale that can be dealt with by standard protocols including a watching brief and materials management, as required by the project REAC.	Mild	Low Likelihood	Low	Implementation of standard protocols including watching brief and materials management as detailed in the REAC as required.
	Shroves Hill Wood Landfill	HLU0859	Landfill accepting household, non-hazardous industrial and commercial waste between 1951 and 1973 (EAHLD01271) Site appears to be used for storage and possible extraction activities (Earthstar Geographics 2022)	Metals, inorganics, petroleum hydrocarbons, PAH, PFAS, phenols, ammoniacal nitrogen, asbestos, hazardous gases, VOC, SVOC.	Within Order Limits and study area	No superficial deposits	Lambeth Group (clay, silt and sand)				x	x	x	x									Secondary Aquifer - Undifferentiated	Secondary Aquifer - A	SPZ III	250	Medium	Low likelihood	Low	Possible impacts to groundwater depending on landfill construction and waste types.	The majority of this potential source is outside the development boundary. Utility works are proposed to cross the northern portion of the potential source. Whilst limited, the potential source may be disturbed by proposed construction or operation activities and as such a pathway may be created. Therefore there is a possible plausible pollutant linkage. The potential source is of a scale that can be dealt with by standard protocols including a watching brief and materials management, as required by the project REAC.	Mild	Unlikely	Low	Implementation of standard protocols including watching brief and materials management as detailed in the REAC as required.
	Bennetts Industrial Estate	HLU0860	Industrial Estate comprising active car/motor related businesses including a used car dealer and a garage service. Asbestos waste transfer licence	Petroleum hydrocarbons, PAH, metals, phenols, VOC, SVOC, asbestos.	Within 250m study area	Boyn Hill Gravel Member (sand and gravel)	Lambeth Group (clay, silt and sand)				x	x	x	x									Secondary Aquifer - Undifferentiated	Secondary Aquifer - A	SPZ III	435	Medium	Low likelihood	Low	Possible groundwater impact but groundwater unlikely to be encountered.	The potential source will not be disturbed by proposed construction or operation activities and as such it is unlikely any pollutant pathway will be created.	Mild	Unlikely	Low	No further consideration necessary.
	Chadwell Hall Pit Landfill	HLU0861	Local authority recorded landfill (THU010). No details available regarding filling dates or waste type (Landmark, 2018). Site now appears to be vegetated.	Metals, inorganics, petroleum hydrocarbons, PAH, PFAS, phenols, ammoniacal nitrogen, asbestos, hazardous gases, VOC, SVOC.	Within 250m study area	Boyn Hill Gravel Member (sand and gravel)	Lambeth Group (clay, silt and sand)						x	x									Secondary Aquifer - A	Secondary Aquifer - A	SPZ III	720	Medium	Low likelihood	Low	Possible groundwater impact but groundwater unlikely to be encountered.	The potential source will not be disturbed by proposed construction or operation activities and as such it is unlikely any pollutant pathway will be created.	Mild	Unlikely	Low	No further consideration necessary.

	Name	Ref. No	Description	Potential Contaminants associated with contaminant source	Location and Geology: Location with respect to Order Limits and Study Area	Generalised Superficial Geology: Superficial Geology provided by BGS	Generalised Bedrock Geology: Bedrock Geology provided by BGS	Potential Pathways: D-S: Direct/dermal contact and incidental ingestion of contaminated soil	D-G: Direct/dermal contact and incidental ingestion of contaminated groundwater	A: Ingestion of soil or wind-blown dust	V: Build-up of vapour or gases in confined spaces	F: Inhalation of vapours, gases or wind-blown dust or flares	S-G: Leaching of contaminants from soil into groundwater	G-L: Migration of contaminated groundwater on or off site	G-SW: Groundwater migration to surface waters	R-SW: Contaminated runoff leaching and sediment from land to surface waters	Human Health Receptors: RH01: Construction workers	RH02: Operational staff	RH03: Road users	RH04: Adjacent land users - residents	RH05: On site and adjacent land users — public open space	RH06: Adjacent land users – industrial, commercial and agricultural workers, and users of recreational sites	Controlled Water Receptors: Superficial Aquifer: Aquifer(s)	Bedrock Aquifer: Aquifer(s)	SPZ: SPZ	Surface Water: Distance to SW (m)	Preliminary Qualitative Risk Assessment: Severity	Likelihood	Preliminary Qualitative Risk Assessment Rating	Potential Significance of Pollutant Linkage(s)	Generic Quantitative Risk Assessment: Discussion of Further Assessment in Relation to Proposed Design and GQRA	Severity	Likelihood	Generic Quantitative Risk Assessment Rating	Outcome of Further Assessment in Relation to Proposed Design and GQRA
1	2	3	4	5		9	10	11	12	13	14	15	16	17	18	19	20	21	22	23	24	25	26	27	28	29	30	31	32	33	34	35	36	37	38
	Linford Road Landfill	**HLU0862**	Historic landfill. No details available regarding filling dates or waste type. Site is now occupied by residential housing.	Metals, inorganics, petroleum hydrocarbons, PAH, PFAS, phenols, ammoniacal nitrogen, asbestos, hazardous gases, VOC, SVOC.	Within 250m study area	Boyn Hill Gravel Member (sand and gravel)	Thanet Formation (sand)						x	x									Secondary Aquifer - A	Secondary Aquifer - A	SPZ III	410	Minor	Low likelihood	Low	Landfill less likely to contain significant degradable material due to residential development above.	The potential source will not be disturbed by proposed construction or operation activities and as such it is unlikely any pollutant pathway will be created.	Minor	Unlikely	Low	No further consideration necessary.
	Mill House Farm	**HLU0863**	C H Cole and Sons Farmyard and buildings. Still present and operational.	Petroleum hydrocarbons, PAH, pesticides, herbicides, asbestos, metals, inorganics, ammoniacal nitrogen, hazardous gases	Within Order Limits and study area	Boyn Hill Gravel Member (sand and gravel)	Lambeth Group (clay, silt and sand)				x	x	x	x									Secondary Aquifer - A	Secondary Aquifer - A	SPZ III	340	Medium	Low likelihood	Low	Possible impact on groundwater quality.	The potential source will not be disturbed by proposed construction or operation activities and as such it is unlikely any pollutant pathway will be created.	Mild	Unlikely	Low	No further consideration necessary.
	Buckingham Hill Landfill	**HLU0864**	Former sand and gravel pit (excavated approximately 1949 to 1962) infilled with household waste from approximately 1967 to 1991. Landfill base presumed unlined in within Thanet Formation. Maximum waste depth reported as 15m. (Thurrock Council, 2020) Current household waste and recycling centre to east. Still operational.	Metals, inorganics, petroleum hydrocarbons, PAH, PFAS, phenols, ammoniacal nitrogen, asbestos, hazardous gases, VOC, SVOC.	Within Order Limits and study area	No superficial deposits	Lambeth Group (clay, silt and sand); Thanet Formation (sand)		x		x	x	x	x			x						Secondary Aquifer - A	Secondary Aquifer - A	SPZ III	220	Mild	Likely	Low	Records indicate site was restored with a capping layer but this is not confirmed. Possible groundwater impacts. Desk-based information and the results and assessment of gas monitoring undertaken adjacent to the landfill relating to areas of crop growth impacted by landfill gas	Buckingham Hill landfill is to be utilised as a Nitrogen Deposition Area, intrusive activities may be required to develop the area and as such the potential source may be disturbed by proposed groundworks to develop the Nitrogen Deposition Area and a pathway may be created. The impact of landfill gas on crop growth requires further investigation. It may also pose a risk to human health receptors from potential direct contact / ingestion of contaminated soil. Therefore there is a possible plausible pollutant linkage.	Mild	High Likelihood	Medium	Requires further assessment and/or remedial works.
	Collingwood Farm Landfill	**HLU0865**	Local authority recorded landfill (THU033) recorded as open, receiving soil and inert builder's waste. Collingwood Farm historic landfill recorded as a historic landfill (EADLD01627) Receiving inert, industrial, commercial, and	Metals, inorganics, petroleum hydrocarbons, PAH, PFAS, phenols, ammoniacal nitrogen, asbestos, hazardous gases, VOC, SVOC.	Within 250m study area	No superficial deposits	Lambeth Group (clay, silt and sand)						x	x	x								Secondary Aquifer - Undifferentiated	Secondary Aquifer - A	SPZ III	145	Mild	Low likelihood	Low	Possible groundwater impact.	The potential source will not be disturbed by proposed construction or operation activities and as such it is unlikely any pollutant pathway will be created.	Mild	Unlikely	Low	No further consideration necessary.
	Brentwood Road Petrol Filling Station	**HLU0866**	Small PFS mapped between 1865 and 1923. Rebuilt several times by 1938, 1966 and 1973. Current aerial imagery shows a petrol filling station now present (Earthstar Geographics ↑ Lower Thames Crossing, 2022).	Petroleum hydrocarbons, PAH, MTBE, metals, inorganics, VOC, SVOC, asbestos, hazardous gases.	Within 250m study area	Boyn Hill Gravel Member (sand and gravel)	Thanet Formation (sand)				x	x	x	x									Secondary Aquifer - A	Secondary Aquifer - A	SPZ III	525	Medium	Low likelihood	Low	Possible groundwater impact, but groundwater unlikely to be encountered.	The potential source lies outside the development boundary. Proposed utility works run north-south immediately to the east. There is a potential for impact by the potential source. Therefore there is a possible plausible pollutant linkage, however this is considered to be of a scale that can be dealt with by standard protocols including a watching brief and materials management, as required by the project REAC.	Mild	Low Likelihood	Low	Implementation of standard protocols including watching brief and materials management as detailed in the REAC as required.
	Chadwell St Mary Cemetery	**HLU0867**	Cemetery and crematorium.	Metals (particularly lead), formaldehyde, ammoniacal nitrogen	Within Order Limits and study area	Boyn Hill Gravel Member (sand and gravel)	Thanet Formation (sand)						x	x									Secondary Aquifer - A	Secondary Aquifer - A	SPZ III	725	Medium	Low likelihood	Low	Possible groundwater impact, but groundwater unlikely to be encountered.	The potential source lies outside the development boundary. Proposed utility works run north-south immediately to the east. The potential source will not be disturbed by proposed construction or operation activities and as such it is unlikely any pollutant pathway will be created.	Mild	Unlikely	Low	No further consideration necessary.
	Chadwell St Mary Landfill	**HLU0868**	Historical landfill (THU052). Deposited waste included inert, industrial and commercial waste. Waste input dates recorded as 1961 to 1965. (Landmark, 2018).	Metals, inorganics, petroleum hydrocarbons, PAH, PFAS, phenols, ammoniacal nitrogen, asbestos, hazardous gases, VOC, SVOC.	Within Order Limits and study area	Head Deposits (clay, silt, sand and gravel)	Thanet Formation (sand)				x	x	x	x									Secondary Aquifer - A	Secondary Aquifer - A	SPZ III	320	Medium	Low likelihood	Low	Possible groundwater impact, but groundwater unlikely to be encountered.	The majority of the landfill is located outside of the red line boundary. There is an existing road which passes through the middle of the site which is proposed to be used as an access route. The potential source will not be disturbed by proposed construction or operation activities and as such it is unlikely any pollutant pathway will be created.	Mild	Unlikely	Low	No further consideration necessary.
	Woodview and Sandy Lane Landfills	**HLU0869**	Historical landfill (THU050/THU021). Deposited waste included industrial, commercial and household. Filling dates given as 1961 to 1967 and 1980. The area is now with residential development adjacent (Earthstar	Metals, inorganics, petroleum hydrocarbons, PAH, PFAS, phenols, ammoniacal nitrogen, asbestos, hazardous gases, VOC, SVOC.	Within Order Limits and study area	No superficial deposits	Thanet Formation (sand)				x	x	x	x									Secondary Aquifer - A	Secondary Aquifer - A	SPZ III	535	Medium	Low likelihood	Low	Possible groundwater impact, but groundwater unlikely to be encountered.	The potential source is located outside of the red line boundary. There is an existing road which passes through the middle of the site which is proposed to be used as an access route. The potential source will not be disturbed by proposed construction or operation activities and as such it is unlikely any pollutant pathway will be created.	Mild	Unlikely	Low	No further consideration necessary.
	Heath Place	**HLU0966**	Farm or industrial buildings.	Petroleum hydrocarbons, PAH, metals, inorganics, asbestos, pesticides, ammoniacal nitrogen, hazardous gases.	Within Order Limits and study area	Head (Clay, Silt, Sand and Gravel); Boyn Hill Gravel Member (Sand and Gravel)	Thanet Formation (Sand)				x		x	x	x	x							Secondary Aquifer - A	Secondary Aquifer - A	SPZ III	0	Minor	Likely	Low	Unlikely to be a significant risk due to likely size of potential primary sources. May influence local groundwater quality baseline.	The majority of this potential source is outside the development boundary. Utility works are proposed to cross the northern portion of the potential source. Whilst limited, the potential source may be disturbed by proposed construction or operation activities and as such a pathway may be created. Therefore there is a possible plausible pollutant linkage. The potential source is of a scale that can be dealt with by standard protocols including a watching brief and materials management, as required by the project REAC.	Minor	Unlikely	Low	Implementation of standard protocols including watching brief and materials management as detailed in the REAC as required.
	Former Nevilles Farm	**HLU0967**	Former farm buildings and farmyard present from at least 1865 to 1993. Now scrubland.	Petroleum hydrocarbons, PAH, metals, inorganics, asbestos, pesticides, ammoniacal nitrogen, hazardous gases.	Within Order Limits and study area	Black Park Gravel Member (Sand and Gravel)	Lambeth Group (Clay, Silt and Sand)	x		x	x	x	x	x			x		x	x	x	x	Secondary Aquifer - A	Secondary Aquifer - A	SPZ III	820	Minor	Likely	Low	Localised impacts to soil may be present from historical material storage or spillages. Unlikely to be a significant risk due to likely size of primary sources.	The former farm is located under the main route alignment where both cutting and embankment works are proposed. Utility works are also proposed in the north west corner. It is likely that a proportion of the potential source will be removed as part of the works which would remove potential pathways linkages. To the north, whilst limited, the potential source may be disturbed by proposed construction or operation activities and as such a pathway may be created. Therefore there is a possible plausible pollutant linkage. The potential source is of a scale that can be dealt with by standard protocols including a watching brief and materials management, as required by the project REAC.	Minor	Low Likelihood	Low	Implementation of standard protocols including watching brief and materials management as detailed in the REAC as required.
	Infilled pond	**HLU0933**	Infilled pond south of the A13 junction. Potentially infilled prior to 1965	Metals, asbestos, PAH, inorganics, petroleum hydrocarbons, PAH, hazardous gases.	Within Order Limits and study area	Boyn Hill Gravel Member (Sand and Gravel)	Lambeth Group (Clay, Silt and Sand)	x		x	x	x	x	x	x	x	x	x	x	x	x	x	Secondary Aquifer - A	Secondary Aquifer - A	SPZ III	0	Minor	Likely	Low	Unlikely to be a significant risk due to size. Potential to encounter made ground and impacted soil.	The main route alignment passes across the potential source in cutting, and intrusive utility works are also proposed. The potential source may be disturbed by proposed construction or operation activities and as such a pathway may be created. Therefore there is a possible plausible pollutant linkage. The potential source is of a scale that can be dealt with by standard protocols including a watching brief and materials management, as required by the project REAC.	Minor	Low Likelihood	Low	Implementation of standard protocols including watching brief and materials management as detailed in the REAC as required.
	Dansand Quarry	**HLU0963**	Aggregate recyclers and building material processing. Made ground. Two recorded pollution incidents.	Petroleum hydrocarbons, PAH, metals, inorganics, asbestos.	Within Order Limits and study area	Black Park Gravel Member (Sand and Gravel)	Thanet Formation (Sand); Lambeth Group (Clay, Silt and Sand)	x		x		x	x	x	x		x	x	x	x	x	x	Secondary Aquifer - A	Secondary Aquifer - A	SPZ III	38	Minor	Likely	Low	Unlikely to be a significant risk. Quarry is located next to the existing A13.	The majority of the quarry lies outside the development boundary. The route alignment and proposed utility works run along the northern boundary of the quarry. The potential source may be disturbed by proposed construction or operation activities and as such a pathway may be created. Results of the ground investigation have indicated the presence of potential contamination. Made ground was encountered at a thickness of 1.50m and results from both soil and leachate analysis recorded exceedances of the GAC for PAH, metals and inorganics. Asbestos was also detected at low levels within soil samples. Therefore there is a possible plausible pollutant linkage. The potential source requires further assessment and possible remedial works / specific design.	Medium	Likely	Medium	Requires further assessment and/or remedial works.

	Name	Ref. No	Description	Potential Contaminants associated with contaminant source	Location and Geology: Location with respect to Order Limits and Study Area	Generalised Superficial Geology	Generalised Bedrock Geology	Potential Pathways: D-S	D-G	A	V	F	S-G	G-L	G-SW	R-SW	Human Health Receptors: RH01	RH02	RH03	RH04	RH05	RH06	Controlled Water Receptors: Superficial Aquifer	Bedrock Aquifer	SPZ	Surface Water	Preliminary Qualitative Risk Assessment: Severity	Likelihood	Preliminary Qualitative Risk Assessment Rating	Potential Significance of Pollutant Linkage(s)	Generic Quantitative Risk Assessment: Discussion of Further Assessment in Relation to Proposed Design and GQRA	Severity	Likelihood	Generic Quantitative Risk Assessment Rating	Outcome of Further Assessment in Relation to Proposed Design and GQRA
						Superficial Geology provided by BGS	Bedrock Geology provided by BGS	Direct/dermal contact and incidental ingestion of contaminated soil	Direct/dermal contact and incidental ingestion of contaminated groundwater	Ingestion of soil or wind-blown dust	Build-up of vapour or gases in confined spaces	Inhalation of vapours, gases or wind-blown dust or flares	Leaching of contaminants from soil into groundwater	Migration of contaminated groundwater on or off site	Groundwater migration to surface waters	Contaminated runoff leaded and sediment from land to surface waters	Construction workers	Operational staff	Road users	Adjacent land users - residents	On site and adjacent land users — public open space	Adjacent land users – industrial, commercial and agricultural workers, and users of recreational sites	Aquifer(s)	Aquifer(s)	SPZ	Distance to SW (m)										
1	2	3	4	5		9	10	11	12	13	14	15	16	17	18	19	20	21	22	23	24	25	26	27	28	29	30	31	32	33	34	35	36	37	38
	Southfields Quarry Landfill	**HLU0946**	Landfill (non-biodegradable) no filling dates provided but still marked a disused gravel pit until 1973.	Metals, inorganics, PAH, petroleum hydrocarbons, asbestos, VOC, SVOC, ammoniacal nitrogen, hazardous gases.	Within 250m study area	Black Park Gravel Member (Sand and Gravel)	Thanet Formation (Sand); Lambeth Group (Clay, Silt and Sand)				x		x	x									Secondary Aquifer - A	Secondary Aquifer - A	SPZ III	216	Minor	Likely	Low	Unlikely to directly impact. May influence local groundwater quality baseline.	The Southfields quarry landfill site is located outside of the red line boundary and no works are proposed over the site. Intrusive utility works are proposed to the west of the potential source. Whilst unlikely, the potential source may be disturbed by proposed construction or operation activities and as such a pathway may be created. Therefore there is a possible plausible pollutant linkage. The potential source is of a scale that can be dealt with by standard protocols including a watching brief and materials management, as required by the project REAC.	Minor	Low Likelihood	Low	Implementation of standard protocols including watching brief and materials management as detailed in the REAC as required.
	Vehicle repair and maintenance garage at A13-A128 junction	**HLU0949**	Former garage and PFS built approximately 1938–1954, Listed as inactive, however buildings and likely fuel storage still present at the site.	Petroleum hydrocarbons, metals, inorganics, asbestos, VOC, SVOC, MBTE, hazardous gases.	Within Order Limits and study area	Black Park Gravel Member (Sand and Gravel)	Lambeth Group (Clay, Silt and Sand)				x	x	x	x	x								Secondary Aquifer - A	Secondary Aquifer - A	SPZ III	189	Medium	Likely	Medium	Storage tanks may still be present. A relatively large PFS compared to others identified, in use until recently. Severity based distance and potential size of primary sources. Potential for impacts to soil from fuel storage leakages and spills. Potential for unrecorded pollution impacts.	The garage is located adjacent to the red line boundary along an existing road. There are no proposed works identified at the potential source, limited intrusive utility works are adjacent to the west. The potential source may be disturbed by proposed construction or operation activities and as such a pathway may be created. Therefore there is a possible plausible pollutant linkage. The potential source is of a scale that can be dealt with by standard protocols including a watching brief and materials management, as required by the project REAC..	Medium	Low Likelihood	Low	Implementation of standard protocols including watching brief and materials management as detailed in the REAC as required.
	Welcome Villa PFS	**HLU0960**	Former PFS (approximately 1960 s onwards), now residential property . Tanks may still be present.	Petroleum hydrocarbons, MBTE, BTEX, metals, inorganics, asbestos, VOC, SVOC, hazardous gases.	Within Order Limits and study area	Black Park Gravel Member (Sand and Gravel)	Lambeth Group (Clay, Silt and Sand)	x		x	x	x	x	x	x		x	x	x	x	x	x	Secondary Aquifer - A	Secondary Aquifer - A	SPZ III	162	Medium	Likely	Medium	Relatively small compared to other PFS identified. Although tanks may still be present, given age and size, primary sources are unlikely large enough to justify a severe rating although along route alignment. Potential impacts to soils and groundwater from historic material storage and spills. Potential for unrecorded pollution incidents.	The PFS is located in an area of proposed intrusive utility works. The potential source may be disturbed by proposed construction or operation activities and as such a pathway may be created. Therefore there is a possible plausible pollutant linkage. The potential source requires further assessment and possible remedial works / specific design.	Medium	Likely	Medium	Requires further assessment and/or remedial works.
	Orsett Heath Recreation Ground Landfill	**HLU0962**	Domestic refuse landfill recorded by local authority. Gravel pit in south shown possibly infilled between approximately 1947 and 1973.	Metals, asbestos, VOC, SVOC, ammoniacal nitrogen, PAH, inorganics, petroleum hydrocarbons, hazardous gases.	Within 250m study area	Boyn Hill Gravel Member (Sand and Gravel)	Thanet Formation (Sand)			x	x		x	x									Secondary Aquifer - A	Secondary Aquifer - A	SPZ III	838	Minor	Likely	Low	Unlikely to be a direct source of contamination due to the distance. Potential to impact wider soil and groundwater quality.	The potential source will not be disturbed by proposed construction or operation activities and as such it is unlikely any pollutant pathway will be created.	Minor	Unlikely	Low	No further consideration necessary.
	Infilled gravel pit under A1089	**HLU0958**	Infilled gravel pit, potentially infilled between 1947 and 1955 with unknown material.	Metals, asbestos, petroleum hydrocarbons, PAH, inorganics, hazardous gases.	Within Order Limits and study area	Boyn Hill Gravel Member (Sand and Gravel)	Thanet Formation (Sand)	x		x	x	x	x	x	x		x	x	x				Secondary Aquifer - A	Secondary Aquifer - A	SPZ III	1002	Minor	Likely	Low	Unlikely to be a direct source of contamination, located under existing road.	The infilled gravel pit has an existing road running across the site, to be utilised as a main works construction access route. A gantry is proposed. Whilst unlikely, the potential source may be disturbed by proposed construction or operation activities and as such a pathway may be created. Therefore there is a possible plausible pollutant linkage. The potential source is of a scale that can be dealt with by standard protocols including a watching brief and materials management, as required by the project REAC.	Minor	Unlikely	Low	Implementation of standard protocols including watching brief and materials management as detailed in the REAC as required.
	Works	**HLU0954**	Shown on the site approximately 1955 to 1966. Potentially demolished 1967 to 1968.	Metals, asbestos, petroleum hydrocarbons, PAH, VOC, SVOC, inorganics.	Within 250m study area	Boyn Hill Gravel Member (Sand and Gravel)	Thanet Formation (Sand)						x	x									Secondary Aquifer - A	Secondary Aquifer - A	SPZ III	907	Minor	Likely	Low	Unlikely to be a significant risk due to distance and age. Potential for a wide range of potential contaminants to be present due to specific land use at the Works being unknown.	The potential source will not be disturbed by proposed construction or operation activities and as such it is unlikely any pollutant pathway will be created.	Minor	Unlikely	Low	No further consideration necessary.
	Sewage Pumping Station at Orsett Heath	**HLU0956**	Possibly for A13 junction, constructed approximately 1973 to 1975. Still present at the site.	Metals, petroleum hydrocarbons, PAH, asbestos, microbial contamination, PFAS, inorganics, hazardous gases.	Within 250m study area	Boyn Hill Gravel Member (Sand and Gravel)	Thanet Formation (Sand)				x		x	x									Secondary Aquifer - A	Secondary Aquifer - A	SPZ III	693	Minor	Likely	Low	Unlikely to be a significant risk due to size and distance.	The potential source will not be disturbed by proposed construction or operation activities and as such it is unlikely any pollutant pathway will be created.	Minor	Unlikely	Low	No further consideration necessary.
	Infilled gravel pit	**HLU0940**	Gravel pit for the extraction of sand and gravel from approximately 1895. Potentially infilled post 1960.	Metals, asbestos, petroleum hydrocarbons, PAH, inorganics, hazardous gases.	Within Order Limits and study area	Boyn Hill Gravel Member (Sand and Gravel)	Thanet Formation (Sand)	x		x	x	x	x	x			x	x	x		x	x	Secondary Aquifer - A	Secondary Aquifer - A	SPZ III	484	Medium	Likely	Medium	Potential to encounter contaminated soil May influence soil and groundwater baseline quality.	Intrusive utility works cross over the site and the northern section is beneath an existing road which is proposed to form part of the main route alignment with embankment works. There is a potential for impact by the potential source. Therefore there is a possible plausible pollutant linkage, however this is considered to be of a scale that can be dealt with by standard protocols including a watching brief and materials management, as required by the project REAC.	Mild	Low Likelihood	Low	Implementation of standard protocols including watching brief and materials management as detailed in the REAC as required.
	Ground Gas within Alluvium and Peat Deposits	**HLU9901**	Ground gas, principally methane, with low oxygen levels, stored within peat layers in Alluvium in soil gas and dissolved phase.	Hazardous gases	Within Order Limits and study area	Alluvium (Clay, Silty, Peaty, Sandy)	Lewes Nodular Chalk Formation, Seaford Chalk Formation and Newhaven Chalk Formation (Undifferentiated) (Chalk)				x	x	x	x	x		x	x	x				N/A	N/A	None	N/A	Severe	Likely	High	Potential for release of stored geological methane within peat deposits during construction. Sufficient methane release may cause catastrophic damage to buildings or infrastructure. Potential for migration and release of dissolved methane during dewatering or similar.	Refer to the respective Package CLRAs for specific risk assessments where required	Location specific	Location specific	Location specific	Location specific
	Ground Gas within chalk	**HLU9902**	Ground gas, principally carbon dioxide, with low oxygen levels, within chalk strata in soil gas and dissolved phase.	Hazardous gases	Within Order Limits and study area	Various	Lewes Nodular Chalk Formation, Seaford Chalk Formation and Newhaven Chalk Formation (Undifferentiated) (Chalk)				x	x	x	x	x		x	x	x				N/A	N/A	None	N/A	Mild	Likely	Low	Potential for encountering high levels of carbon dioxide in confined spaces such as tunnel portals and during dewatering which may require additional controls to be in place.	Refer to the respective Package CLRAs for specific risk assessments where required	Location specific	Location specific	Location specific	Location specific
	Radon gas within phosphatic chalk	**HLU9903**	Radon gas generated by areas of phosphatic chalk (if present).	Hazardous gases, nutrients	Within Order Limits and study area	Various	Lewes Nodular Chalk Formation, Seaford Chalk Formation and Newhaven Chalk Formation (Undifferentiated) (Chalk)				x	x						x	x	x				N/A	N/A	None	N/A	Mild	Likely	Low	Potential for encountering radon (carcinogenic) if phosphatic chalk encountered. Currently no evidence it is present. May require additional controls to be in place if present.	No evidence of phosphatic chalk has been recorded during site investigation, therefore no associated source of radon encountered.	Minor	Unlikely	Low	No further consideration necessary.

Annex D GQRA Report for Package D

Uncontrolled when printed – Copyright © - 2022
National Highways Limited – all rights reserved

Lower Thames Crossing

6.3 Environmental Statement Appendices Appendix 10.9 – Generic Quantitative Risk Assessment Report for the Phase 2 Investigation – Annex D

APFP Regulation 5(2)(a)

Infrastructure Planning (Applications: Prescribed Forms and Procedure) Regulations 2009

Volume 6

DATE: October 2022

Planning Inspectorate Scheme Ref: TR010032 Application Document Ref: TR010032/APP/6.3

VERSION: 1.0

Lower Thames Crossing

6.3 Environmental Statement Appendices Appendix 10.9 – Generic Quantitative Risk Assessment Report for the Phase 2 Investigation – Annex D

List of contents

Page number

1 Executive summary 4
2 Introduction 8
2.1 Purpose of document 8
2.2 Project background 8
2.3 Land contamination risk management process 9
3 Data available 11
4 Preliminary conceptual site model 19
4.1 Credible sources of contamination 19
4.2 Potential contaminants and analysis 19
4.3 Refining the conceptual site model 20
5 Assessment of data 21
5.1 Introduction 21
5.2 Soil 21
5.3 Soil assessment discussion 25
5.4 Soil leachate assessment results 26
5.5 Soil leachate assessment discussion 29
5.6 Groundwater 34
5.7 Groundwater assessment results 35
5.8 Groundwater assessment discussion 42
5.9 Ground gas 44
6 Refined Conceptual Site Model 55
7 Limitations analysis 57
8 Conclusions 58
References 61
Figures 62
Annexes 63
Annex D-A Generic Quantitative Risk Assessment 64

Uncontrolled when printed – Copyright © - 2022
National Highways Limited – all rights reserved

Annex D-B Soil assessment results **65**
Annex D-C Soil leachate assessment results **66**
Annex D-D Soil leachate samples recording three or more exceedances **67**
Annex D-E Groundwater assessment result **68**
Annex D-F Groundwater samples with three or more exceedances **69**
Annex D-G Ground Gas Monitoring Results **70**

Uncontrolled when printed – Copyright © - 2022
National Highways Limited – all rights reserved

List of plates

Page number

Plate 2.1 Summary of the main phases of work and their relation to the LCRM process ..10
Plate 5.1 Locations of soil samples which recorded exceedances 24
Plate 5.2 Locations of GI groundwater samples which recorded exceedances 40
Plate 5.3 Locations of Long Term Monitoring groundwater samples which recorded exceedances.....41
Plate 5.4 Location of gas monitoring points with carbon dioxide exceedances 52

List of tables

Page number

Table 3.1 Summary of environmental samples tested as of January 2021.....11
Table 3.2 Summary of soil and soil leachate laboratory chemical testing and determinands 15
Table 3.3 Summary of groundwater laboratory chemical testing 16
Table 3.4 Summary of analysed samples and associated strata.....17
Table 3.5 Gas monitoring locations, response zones and dates 18
Table 5.1 Summary of exceedances recorded from soil samples.....23
Table 5.2 Summary of exceedances recorded from leachate samples 27
Table 5.3 Locations of soil samples which recorded exceedances in soil leachate analysis 28
Table 5.4 Locations of made ground samples recording exceedances in soil leachate analysis.....30
Table 5.5 Locations of natural soil samples recording exceedances in soil leachate analysis.....33
Table 5.6 Summary of exceedances recorded in GI groundwater samples.....35
Table 5.7 Summary of exceedances recorded in LTM groundwater samples 37
Table 5.8 Summary of details for potential sources of ground gas 46

List of Figures

Figure A HE540039-CJV-GEN-GEN-MAP-GEO-00207 - Phase 2 Ground Investigation Contract Zones - Package D

Figure B HE540039-CJV-GEN-GEN-MAP-GEO-00208 - Package D Exploratory Hole Locations and Credible Contaminant Sources

Uncontrolled when printed – Copyright © - 2022
National Highways Limited – all rights reserved

1 Executive summary

1.1.1 This report presents the Generic Quantitative Risk Assessment (GQRA) which incorporates the geo-environmental data collected from the Package D area, over the period of November 2019 to February 2021, as part of the Phase 2 ground investigation and long-term monitoring. As part of the GQRA, environmental samples have been screened against applicable assessment criteria to highlight the key risks relating to soil, soil leachate, groundwater contamination and ground gases. The results of the assessment have been summarised in the table below.

Site Location: Package D
Summary of exceedances encountered
Soil • Of 235 soil samples from 83 locations analysed one sample recorded an exceedance of the generic assessment criteria (GAC). • The exceedance was for lead and was collected from the Topsoil at CT17009A. The exceedance was marginal and fell within the same order of magnitude as the GAC. • Given that the sample was obtained from natural topsoil with no credible source of contamination identified and the duplicate sample was below GAC it is likely this exceedance relates to a localised inclusion in this particular sample and as such does not represent an unacceptable risk to human health and can be discounted with no further assessment and remedial works required, • No asbestos was detected in any of the 232 samples analysed.
Soil leachate • Leachate analysis was undertaken on 230 samples collected from 83 exploratory locations. Of those samples, 219 recorded exceedances of the GAC with 19 samples collected from made ground and 200 collected from natural ground. The samples recording exceedances were collected from 83 exploratory locations across the Package D area. The contaminants which exceeded the screening values included metals, inorganics and phenolics. • The samples recording exceedances were collected from a range of strata from depths between 0.05 and 22.30m. None of the locations recording exceedances of GAC in leachate were reflected in corresponding soil samples indicating that gross contamination is unlikely to be present or pose a risk to human health receptors. • There are no discernible spatial patterns or hotspots in the locations where exceedances were recorded. As exceedances were recorded across the route, within most strata and at a range of depths it is unlikely that they represent the presence of an unacceptable source of contamination but are considered to represent indicate natural background soil concentrations along the route. • It should be noted that soil leachate analysis represents a conservative estimation of risk as the comparison of eluate concentrations (derived from laboratory soil leaching tests) with surface water and groundwater quality standards does not factor in the potential for attenuation of concentrations in the pathway between the soil source and the receptor i.e. in the unsaturated zone with potential for dilution at the water table or dilution in the receptor itself. • Given the absence of identifiable gross contamination the locations and depths of the samples recording the exceedances distributed randomly along the route and the conservative estimation of leachate analysis there is not considered to be an unacceptable risk from soil leachate to controlled waters present in the Package D area.

Uncontrolled when printed – Copyright © - 2022
National Highways Limited – all rights reserved

Site Location: Package D
Summary of exceedances encountered
Groundwater • Out of the 193 groundwater samples from 32 locations analysed, 191 recorded exceedances against relevant GAC for determinands. The majority of exceedances fall within one order of magnitude of the GAC. • The determinands with exceedances included metals, inorganics and organics (polycyclic aromatic hydrocarbons (PAH), total petroleum hydrocarbons (TPH), volatile organic compounds (VOC) and semi- volatile organic compounds (SVOC), benzene, toluene, ethylbenzene and xylene (BTEX), phenolics and pH. • Exceedances were recorded across several strata and across several monitoring rounds. Monitoring records identify staining and odours in six exploratory positions. • Although elevated concentrations were not observed in samples from all sampling rounds from exploratory holes, groundwater monitoring indicated deterioration of groundwater around the Package D area. • Localised elevated concentrations of TPH and BTEX were recorded in several locations in proximity. There are no identifiable sources of TPH and BTEX in proximity to the exploratory positions and as such elevated concentrations may be a result of a localised plume or possible attributed to credible sources of contamination HLU1062, HLU1059, HLU1030, HLU1051 and HLU0943. • With the exception of localised TPH and BTEX, there is no discernible trend where exceedances are recorded. Given the lack of any soil samples recording exceedances at the same locations is likely that the concentrations recorded are reflective of background natural baseline conditions. • Whilst exceedances have been recorded in both leachate and groundwater samples, the lack of exceedances observed in soil samples suggests there is no particular contaminative source which attributes to these concentrations, with the exception of those discussed. • It is considered that the widespread groundwater exceedances recorded during the monitoring programme are associated with diffused groundwater contamination and natural baseline quality. Exceedances recorded within groundwater are not considered to warrant remediation to facilitate construction of the proposed route alignment for the Package D area.
Ground gas • Ground gas monitoring was undertaken at nine locations over the period of March 2020 to February 2021, the results of which were reviewed.. There are no proposed built structures within Package D therefore there are limited potential receptors which are associated with utility infrastructure (e.g. manholes / chambers) and utility corridors • Monitoring data from flooded wells has been eliminated as they are not characteristic of the gas flow, therefore data from two wells was analysed. • Ground gas concentrations for methane, hydrogen sulphide and carbon monoxide were not detected above monitoring instrument detection limits. • One exceedance of the screening criteria (5% v/v) for carbon dioxide was recorded at BH14017 on one monitoring round of eight with a reading of 8.2% v/v. During this round flow rates were not recorded above the equipment limit of detection and the atmospheric pressure was recorded as 1015mbar. Based on the data collected from this location it is likely the result is plausible and represents a worst case scenario for the location. • The location falls within 14m of credible source of contamination HLU0943 Millers sand and gravel pit landfill.

Uncontrolled when printed – Copyright © - 2022
National Highways Limited – all rights reserved

1.1.2 The Phase 2 ground investigation has targeted the main route alignment and areas where proposed intrusive works are planned as part of the construction phase. Where exploratory locations have recorded an exceedance of the applicable Generic Assessment Criteria (GAC) and fall within a credible source of contamination identified within the CSM, it suggests that the exceedances may be reflective of impacts from that particular source and the presence of a complete pollutant linkage. Where the GAC are exceeded, the results would be evaluated to determine whether the level of risk is acceptable or whether further assessment would be required to be completed at the detailed design of the project. After appropriate assessment and where unacceptable risks are identified, the Contractors would develop proposals for site-specific remediation strategies and implementation plans. The commitment for these requirements is made in the Register of Environmental Actions and Commitments (REAC), items GS001 and if required, GS027.

1.1.3 The results of the GQRA have been assessed in terms of the identified credible sources of contamination and will help to refine the conceptual site model (CSM) for the Project. The review of the credible contaminant sources included a desk-based assessment of the project alignment and proposed works to assess if those sources could be dealt with by standard construction practices as presented and committed to in the CoCP and REAC, including the specific requirements of GS028, GS006 and GS018. The sources were given a revised risk rating on this basis. The refined CSM has identified two medium risk site and 54 low-risk sites. Taking into account the proposed construction works and design proposals for the Project, of the 54 low risk sites identified within Package A, 25 have been assessed as needing no further consideration. For the remaining low risk sources, it is considered that standard construction processes and environmental procedures, as detailed in the REAC, would be sufficient to manage any risks present. As such these sources have been assigned a low-risk rating following the GQRA. The commitment for these requirements is made in the Code of Construction Practice (CoCP) and REAC, including the specific requirements of GS028, GS006 and GS018. There are no high-risk sites identified within Package D.

1.1.4 This assessment is presented in the Revised Risk Assessment table in Annex D-A.

1.1.5 For Package D, the two sites which have been assigned a medium rating are Ockendon Grays Areas II and III Landfill (HLU1062) and potential asbestos containing irrigation pipes at Hall Farm (HLU1151). Ockendon Grays Areas II and III Landfill has remained a medium risk due to the absence of exploratory positions within the landfill. Given the proposed intrusive works cross part of the landfill, the potential source may be disturbed by proposed construction and as such a pathway may be created. A residual risk remains which would require further assessment and/or remedial works to be considered. The commitment for this requirement is made in the REAC (GS001, GS027 (if required) and GS028). At Hall Farm, potential asbestos containing irrigation pipes are located beneath the proposed main route alignment and a proposed main works construction area. Given that the presence and composition of these suspected asbestos containing material irrigation pipes has not been investigated, a residual risk therefore remains which would require further assessment and

Uncontrolled when printed – Copyright © - 2022
National Highways Limited – all rights reserved

likely removal by a specialist contractor. The commitment for this requirement is made in the REAC (GS001, GS027 (if required) and GS028).

1.1.6 There is not considered to be a high sensitivity from ground gases within Package D due to the absence of built structures and potential receptors proposed in this section. Monitoring was undertaken as part of the wider specification for the Project. As the exploratory positions were not installed specifically for ground gas monitoring there is uncertainty associated with the concentrations recorded. There are limited receptors in the Package D area and as such the risk is considered to be low. The concentrations recorded would be adequately managed through the procedures outlined in the REAC (specifically GS018) so do not pose an unacceptable risk to the Project.

1.1.7 Whilst exceedances have been recorded in both soil leachate and groundwater samples, the lack of exceedances observed in soil samples suggests that there is no particular contaminative source which attributes to these concentrations and are likely to reflect baseline background conditions and there is not an unacceptable risk present to controlled waters within the Package D area.

1.1.8 At this stage of the Project, where it is possible to refine the potential pollutant linkages identified in the Preliminary Risk Assessment Report (Application Document 6.3, Appendix 10.6) this has been undertaken. Where it has not been possible a precautionary approach has been adopted which assumes that all the identified pollutant linkages are present on site. The key risks identified within this GQRA will be assessed further where necessary, as part of the ground investigations and site-specific risk assessments to be carried out as part of future detailed design stages.

1.1.9 The results of this GQRA indicate there is no clear evidence of unacceptable risks to the identified receptors. The conclusions of this assessment are considered precautionary and robust.

Uncontrolled when printed – Copyright © - 2022
National Highways Limited – all rights reserved

2 Introduction

2.1 Purpose of document

2.1.1 This report presents the Generic Quantitative Risk Assessment (GQRA) which has been carried out in line with the Land Contamination: Risk Management (LCRM) guidance (Environment Agency, 2021). The assessment has been carried out using geo-environmental data collected from the Package D area, collected over the period of November 2019 to February 2021, as part of the Phase 2 ground investigation.

2.1.2 The information presented within this report is based on a laboratory analysis and monitoring dataset, which comprises the following:

a. Phase 2 ground investigation and Phase 2 long term monitoring (LTM) laboratory test results provided in ESdat Electronic Data Deliverable (EDD) format, issued to Cascade by Perfect Circle as of April 2021. This includes information relating to soil, soil leachate and groundwater samples.

b. Ground gas monitoring data collected up to February 2021 and other ground investigation data (including Photo-Ionisation Detector (PID) testing results) provided to Cascade and uploaded to the Lower Thames Crossing HoleBASE database, accessed June 2022.

c. Ground investigation data (i.e. geology encountered), provided to Cascade by Perfect Circle in AGS format and uploaded to the Lower Thames Crossing HoleBASE database, accessed in June 2022.

2.1.3 The available chemical laboratory test results have been screened within ESdat, a specialist environmental database system, to highlight any exceedances (non-compliance) of relevant screening criteria for human health and controlled waters. The results of this screening are presented herein, along with an assessment of ground gas data.

2.2 Project background

2.2.1 The A122 Lower Thames Crossing (the Project) would provide a connection between the A2 and M2 in Kent, east of Gravesend, crossing under the River Thames through two bored tunnels, before joining the M25 south of junction 29.

2.2.2 The A122 road would be approximately 23km long, 4.25km of which is in tunnel. On the south side of the River Thames, the Project route would link the tunnel to the A2 and M2. On the north side, it would link to the A13 and junction 29 of the M25. The tunnel portals would be located to the east of the village of Chalk on the south of the River Thames and to the west of East Tilbury on the north side.

2.2.3 For the purposes of the Phase 2 ground investigation, the Project route has been divided into four sections labelled Package A to Package D. The Phase 2 ground investigation for Package D covers the area of the Project route from the A13 junction in Orsett Heath to the M25, north of junction 29 in Great Warley. The extent of the Package D area is presented in Figure A.

Uncontrolled when printed – Copyright © - 2022
National Highways Limited – all rights reserved

2.2.4 The Phase 2 ground investigation within each of the four packages covered varying periods of time due to differing start dates. Generally, the intrusive investigations took place over the period of July 2019 to October 2020. Long-term monitoring of groundwater and ground gas was also undertaken for 11 months following completion of intrusive works in Package D. The long term monitoring data has been included within this report.

2.3 Land contamination risk management process

2.3.1 The land contamination risk assessment presented herein is based upon the process laid out in the LCRM guidance (Environment Agency, 2021). In brief, the assessment is a tiered process with increased site-specific understanding required at each level:

a. **Stage 1: Risk assessment** – The three tiers are:

   i. Preliminary Risk Assessment

   ii. GQRA

   iii. Detailed Quantitative Risk Assessment (DQRA)

b. **Stage 2: Options appraisal** – The three tiers are:

   i. Identify feasible remediation options

   ii. Detailed evaluation of options

   iii. Selection of final remediation options

c. **Stage 3: Remediation** – The three tiers are:

   i. Develop a remediation strategy

   ii. Remediation and verification

   iii. Long term monitoring and maintenance, if required

2.3.2 The contaminated land risk assessment for the Project falls within Stage 1 of the LCRM process (Environment Agency, 2021). For the purposes of the Project, the risk assessment has been separated into various phases of work. The phases and how they relate to the LCRM are presented in Plate 2.1.

2.3.3 The first stage of the risk assessment is the production of a CSM which establishes whether there are any potentially unacceptable risks (potential pollutant linkages) and supports the design of the intrusive ground investigations. The subsequent GQRA then utilises the findings of the ground investigations to assess if there are unacceptable or acceptable risks associated with the identified potential pollutant linkages by comparing the contaminant concentrations against appropriate Generic Assessment Criteria (GAC). A precautionary approach has been adopted for the purposes of this GQRA, whereby if the assessment of the results of the ground investigation

Uncontrolled when printed – Copyright © - 2022
National Highways Limited – all rights reserved

reveals unacceptable risk or uncertainty, then the assumption is that the pollutant linkage remains relevant and further action may be required.

2.3.4 This report is based upon the data collected as part of the Phase 2 ground investigation. The main objective of the GQRA is to identify where risks arising from potential contamination exist so that they can be included within the land contamination mitigation measures for the Project. The results of the GQRA are presented herein.

2.3.5 Subject to the findings of the GQRA and any further assessment which may include DQRA, the requirement for remediation or other contamination mitigation measures (such as watching briefs) would be determined. The Contractor would need to develop proposals for site-specific remediation and materials management in consultation with the relevant local authority prior to implementation. The Contractor would have regard to the Remediation Options Appraisal and Outline Remediation Strategy (Application Document 6.3, Appendix 10.11) which identifies specific techniques that could be implemented by the Contractor to remediate or mitigate contamination. Where general mitigation measures are required to manage potential residual risks this is specified in the Register of Environmental Actions and Commitments (REAC) (Code of Construction Practice (Application Document 6.3, Appendix 2.2) which the Contractor would have regard to prior to the mobilisation to the site. The REAC commitments include the implementation of watching briefs (GS028), materials management (GS006), and the steps outlined by the LCRM, such as supplementary investigations (GS001, GS018), remediation (GS027, GS026 and GS028) and verification (GS016 and GS017).

Plate 2.1 Summary of the main phases of work and their relation to the LCRM process

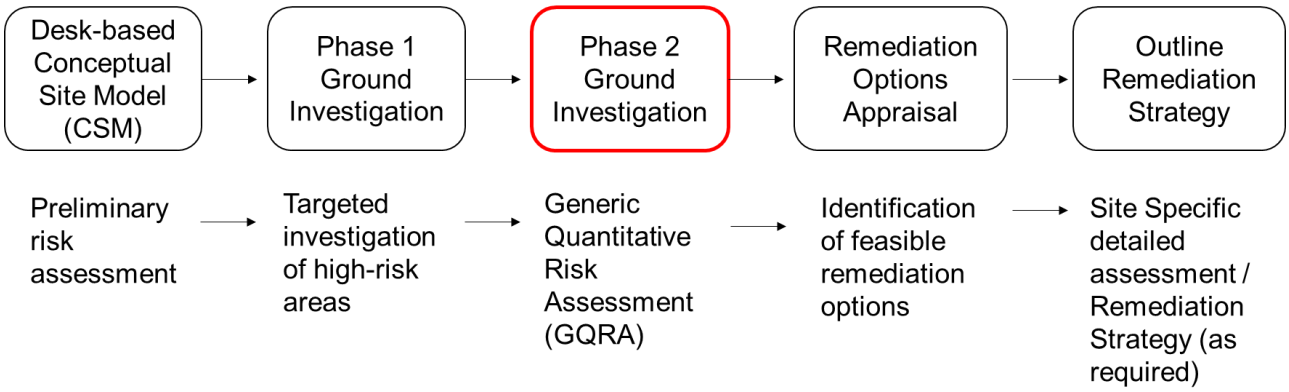

Uncontrolled when printed – Copyright © - 2022
National Highways Limited – all rights reserved

3 Data available

3.1.1 The laboratory data presented in this report collected over the period between November 2019 and February 2021. The data comprises laboratory contaminant testing of 235 soil samples and 230 soil leachate samples collected from 83 locations and 193 groundwater samples collected from 32 locations as summarised in Table 3.1. The exploratory hole locations are presented in Figure B. This figure also shows the location of the credible contaminant sources.

3.1.2 While summarised in this annex, full details of the investigation and the chemical testing are provided within the Land Based Works - Phase 2A Area 2 Package D Factual Report on Ground Investigation (Perfect Circle, 2020), Land Based Works - Phase 2A Area 2 Package D Additional Exploratory Locations Factual Report on Ground Investigation (Perfect Circle, 2020) and Land-based works - Phase 2A Ground Investigation Package D (incl. D and D+) long-term monitoring Addendum to factual report on post-GI gas and groundwater monitoring and sampling works (Perfect Circle, 2021).

3.1.3 For selected locations, no groundwater sample data is presented in this report either due to the laboratory data not being available, or the absence of groundwater within the groundwater monitoring wells which have been installed.

Table 3.1 Summary of environmental samples tested as of January 2021

Exploratory hole ID	Number of soil samples tested	Number of soil leachate samples tested	Number of groundwater samples tested	
			GI	LTM
BH12018	5	5	1	5
BH12020	3	3	-	-
BH14004	3	3	1	6
BH14008	2	2	1	4
BH14012	6	6	1	4
BH14017	4	4	-	1
BH15003	3	3	-	-
BH15003A	5	5	2	2
BH16001	4	4	-	-
BH17001	7	7	-	-
BH18001	3	3	-	-
BH18002	3	3	-	-
CT16001A	1	1	-	-
CT16002	1	1	-	-
CT16003A	2	2	-	-
CT16004	2	2	-	-

Uncontrolled when printed – Copyright © - 2022
National Highways Limited – all rights reserved

Exploratory hole ID	Number of soil samples tested	Number of soil leachate samples tested	Number of groundwater samples tested	
			GI	LTM
CT16005	2	2	-	-
CT16005A	1	1	-	-
CT16006	2	2	-	-
CT16007	2	2	-	-
CT17001	2	2	-	-
CT17002	2	2	-	-
CT17004	1	1	-	-
CT17005	1	1	-	-
CT17006	2	2	-	-
CT17007	2	2	-	-
CT17009A	3	3	-	-
CT18006	2	2	-	-
CT18010	2	2	-	-
CT18011	2	2	-	-
CT18012	1	1	-	-
CT18013	2	2	-	-
OH16001	-	-	3	2
OH16002	4	4	1	-
OH16002B	2	2	-	-
OH16003	3	3	3	3
OH16004	4	2	4	3
OH17001	3	2	1	1
OH17004	2	2	4	4
OH19001	3	3	3	5
OH19002	6	6	4	5
OH19002A	4	4	-	-
OH19003	1	1	2	6
OH19003A	3	3	-	-
OH20001	4	4	4	3
OH20002A	3	3	-	-
OH20002	3	3	5	3
OH20003	6	6	3	4
OH20004	4	4	3	3

Uncontrolled when printed – Copyright © - 2022
National Highways Limited – all rights reserved

Exploratory hole ID	Number of soil samples tested	Number of soil leachate samples tested	Number of groundwater samples tested	
			GI	LTM
OH20005	3	3	3	3
TP15002	3	3	-	-
TP16001	4	4	-	-
TP16002	3	3	-	-
TP16003	2	2	-	-
TP16004	4	4	-	-
TP16005	3	3	-	-
TP16006	3	3	-	-
TP16007	4	4	-	-
TP16008	4	4	-	-
TP16009	3	3	-	-
TP16012	3	3	-	-
TP17002	4	4	-	-
TP17003	3	3	-	-
TP17005	4	4	-	-
TP17010	2	2	-	-
TP18001	4	4	-	-
TP18002	2	2	-	-
TP19003	3	3	-	-
WS15002	2	2	1	5
WS16001	2	2	1	6
WS16002	3	3	-	-
WS16003	1	1	1	3
WS16005	2	2	1	5
WS16007	3	3	-	-
WS16008	1	1	-	5
WS16009	4	4	1	5
WS16010	-	-	1	5
WS17003	3	3	1	5
WS17004	1	1	1	8
WS17005	3	1	1	7
WS17006	2	2	1	6
WS18001	2	2	-	-

Uncontrolled when printed – Copyright © - 2022
National Highways Limited – all rights reserved

Exploratory hole ID	Number of soil samples tested	Number of soil leachate samples tested	Number of groundwater samples tested	
			GI	LTM
WS18002	1	1	-	-
WS18004	2	2	1	6
WS21010	4	4	-	-
Total	**235**	**230**	**60**	**133**

Note: - = No sample analysed
GI = main Ground Investigation
LTM = Long Term Monitoring

3.1.4 Samples were tested for a range of chemical determinands across multiple chemical groups. A summary of the basic chemical groups of those determinands for soil and soil leachate testing is presented in Table 3.2. The selection of determinands for chemical testing of each sample is based upon both field observations and the information provided within the Preliminary Risk Assessment Report (Application Document 6.3, Appendix 10.6). For samples collected at locations where a specific determinand or group of determinands were unlikely to be encountered, those determinands were not included in the analysis suite. Therefore, not all samples were tested for every determinand within each chemical group.

3.1.5 Groundwater samples were tested for various suites of determinands as both laboratory unfiltered and laboratory filtered samples. Filtering samples prior to metals analysis is good practice as water quality standards typically refer to either ‘total’ or ‘dissolved’ fractions. Filtering for other determinands may be useful where entrainment of fines has occurred but is not specified within water quality standards.

3.1.6 Details of the sample collection methodology, including whether samples were filtered onsite, are not available. Therefore, it is not possible to confirm whether the results represent ‘dissolved’ or ‘total’ concentrations at this stage. Where determinands have recorded exceedances in both samples, the higher concentration has been assessed for the purposes of the GQRA. This may be considered to be a conservative approach but ensures the assessment remains robust. The laboratory chemical testing adopted for groundwater samples is provided in Table 3.3.

Uncontrolled when printed – Copyright © - 2022
National Highways Limited – all rights reserved

Table 3.2 Summary of soil and soil leachate laboratory chemical testing and determinands

Chemical group	Number of determinands	Maximum number of samples analysed
Soil		
Benzene, Toluene, Ethylbenzene and Xylenes (BTEX) and Methyl Tert-Butyl Ether (MTBE)	8	232
Metals	14	232
Asbestos	7	232
Inorganics	4	232
Polycyclic aromatic hydrocarbons (PAH)	17	232
Total Petroleum Hydrocarbons (TPH)	15	226
TPH Criteria Working Group series (CWG)	23	6
Volatile Organic Compounds (VOC)	48	23
VOC Tentatively Identified Compounds (TIC)	2	8
Semi-Volatile Organic Compounds (SVOC)	39	25
SVOC TIC	2	23
VOC/SVOC*	7	23
Polychlorinated biphenyls (PCBs)	20	25
Phenolics	4	232
Organotins	7	25
Pesticides	59	3
Other (temperature, conductivity, moisture content, pH, total organic carbon)	5	235
Soil leachate		
Metals	16	228
Inorganics	11	228
Phenolics	4	230

* Grouping adopted for determinands which fall into both VOC and SVOC groups

Uncontrolled when printed – Copyright © - 2022
National Highways Limited – all rights reserved

Table 3.3 Summary of groundwater laboratory chemical testing

Chemical group	Number of determinands*	Maximum number of samples analysed
Groundwater (GI)		
BTEX and MTBE	8	59
Metals	27	58
Inorganics	21	59
PAH	17	59
TPH	1	59
TPH CWG	18	59
VOC	48	10
VOC TIC	2	10
VOC/SVOC**	8	10
SVOC	41	10
SVOC TIC	2	10
PCB	20	8
Phenolics	5	59
Organotins	1	8
Pesticides	307	9
Other (e.g. conductivity, pH etc.)	9	60
Groundwater (LTM)		
BTEX and MTBE	8	109
Metals	29	132
Inorganics	22	132
PAH	17	106
TPH	14	109
TPH CWG	19	104
VOC	48	26
VOC TIC	2	22
VOC/SVOC**	8	28
SVOC	41	28
SVOC TIC	2	22
PCB	19	4
Phenolics	5	109
Organotins	1	4
Pesticides	306	2
Other (e.g. conductivity, pH etc.)	8	128

** Number of determinands includes both total and dissolved determinands.*

*** Grouping adopted for determinands which fall into both VOC and SVOC groups.*

Uncontrolled when printed – Copyright © - 2022
National Highways Limited – all rights reserved

3.1.7 The data has been cross-referenced against the relevant geological formation, using information obtained from the most-recent AGS 4.0 data file "C-AGSF-X-X-X-F-X-X-X-0001 4.0.4" (dated 7 July 2020) provided by Perfect Circle. It should be noted that some samples are from strata which have not been assigned a geological formation and that not every stratum listed was encountered in every location. This information is presented in Table 3.4.

Table 3.4 Summary of analysed samples and associated strata

Strata	Sample depth range (m bgl) *	Number of samples		
		Soil	Soil leachate	Groundwater**
Made Ground	0.05–0.70	19	19	-
Topsoil	0.05–0.50	79	76	-
Alluvium	0.30–8.00	41	39	12
Alluvium/Head	1.05-2.00	-	-	6
Alluvium/London Clay***	0.26-9.50	-	-	59
Topsoil/London Clay	0.80-3.00	-	-	6
Head	0.05–2.00	28	28	-
Head/London Clay***	0.58-4.50		-	18
River Terrace Deposits	0.65–10.50	13	13	24
River Terrace Deposits/London Clay***	0.00-10.00	-	-	7
River Terrace Deposits/Thanet Formation***	5.76	-	-	1
Lambeth Group	4.95–22.30	4	4	7
Lambeth Group/Thanet Formation***	8.41-17.00	-	-	7
Harwich Formation	0.70-20.00	2	2	5
Thanet Formation	3.00–14.00	1	1	6
London Clay	0.40–15.00	48	48	35
Total number of samples	**-**	**235**	**230**	**193**

Note: Assigned geology based on assigned geology code in AGS
** m bgl – metres below ground level*

*** GI and LTM number of samples combined*

**** Well installation screens two strata*

3.1.8 The ground gas monitoring dataset available as of April 2021 covers the period between March 2020 and February 2021. This comprises ground gas monitoring of 9 locations over various rounds of monitoring visits, as summarised in Table 3.5.

Uncontrolled when printed – Copyright © - 2022
National Highways Limited – all rights reserved

3.1.9 Concentrations of methane, carbon dioxide, oxygen, hydrogen sulphide and carbon monoxide were recorded together with groundwater temperature, groundwater depth and atmospheric pressure. Concentrations of VOC were also recorded with a PID.

Table 3.5 Gas monitoring locations, response zones and dates

Exploratory hole ID	Depth of response zone (m)	Response Zone strata	Number of monitoring visits	Date of first monitoring round	Date of last monitoring round
BH14017	2.15-5.65	River Terrace Deposits/ Thanet Formation	8	25/03/2020	13/01/2021
BH14004	14.00-20.00	Lambeth Group/Thanet Formation	6	14/04/2020	12/01/2021
OH19001	1.25-2.75	Alluvium/London Clay	8	25/03/2020	14/01/2021
WS15002	0.50-3.30	Topsoil/London Clay	2	25/11/2020	12/01/2021
WS16008	0.50-2.00	Head Deposits/London Clay	2	27/11/2020	27/01/2021
WS16009	1.25-2.40	Alluvium	6	14/04/2020	19/01/2021
WS16010	1.15-2.30	Alluvium/London Clay	2	25/11/2020	05/02/2021
WS17006	1.00-3.30	Alluvium/London Clay	2	25/11/2020	19/01/2021
WS18004	0.50-2.60	London Clay	2	24/11/2020	16/12/2020

Note: Assigned geology based on assigned geology code in AGS

Uncontrolled when printed – Copyright © - 2022
National Highways Limited – all rights reserved

4 Preliminary conceptual site model

4.1 Credible sources of contamination

4.1.1 The Preliminary Risk Assessment Report (Application Document 6.3, Appendix 10.6) was produced to outline the potential risks from contaminated soil and groundwater present along the Project route in the form of a Conceptual Site Model (CSM). Credible contaminant sources relevant to the Project were identified. This process provides a robust assessment that aligns with the tiered approach for risk assessment set out in LCRM (Environment Agency, 2021). The CSM is built upon and refined by subsequent tiers of assessment (including GQRA and DQRA, if required) which would be completed during detailed design.

4.2 Potential contaminants and analysis

4.2.1 Key contaminants of concern (COC) were identified in the Preliminary Risk Assessment Report (Application Document 6.3, Appendix 10.6). The COC associated with the credible sources of contamination falling within the Package D area included:

a. Metals

b. Inorganics

c. Petroleum hydrocarbons

d. Polycyclic aromatic hydrocarbons (PAH)

e. Asbestos

f. Volatile Organic Compounds (VOC)

g. Semi-Volatile Organic Compounds (SVOC)

h. Polychlorinated Biphenyls (PCBs)

i. Benzene, Toluene, Ethylbenzene and Xylenes (BTEX)

j. Methyl Tert-Butyl Ether (MTBE)

k. Pesticides

l. Phenolics

4.2.2 The assessment of land affected by contamination is a continuous process of refinement. This stage of the risk assessment process is intended to identify where risks arising from potential contamination may exist along the Project route, and not to fully delineate the extent or severity of any contamination which may exist. The environmental data presented herein has facilitated a robust assessment of the likely areas which may present a potential risk.

Uncontrolled when printed – Copyright © - 2022
National Highways Limited – all rights reserved

4.2.3 The Phase 1 and 2 ground investigations have identified areas where potential risks to receptors may exist. The results of the risk assessment presented herein will be used to support future detailed design and remediation stages of the development.

4.2.4 It should be noted that Ockendon Grays Areas II & III Landfill (HLU1062) and potential asbestos containing irrigation pipes at Hall Farm (HLU1151) have been highlighted as medium risk sites within the Package D area. These locations have not specifically been targeted by the Phase 2 ground investigation and as such localised ground conditions within these sites have not been analysed for the presence of potential contamination and uncertainty remains regarding the presence of contaminants. Due to the absence of data from these sites, further investigation would be required. The Contractors would complete further ground investigations prior to construction to inform the detailed design of the Project and where supplementary investigation is required to assess residual contamination risks. The commitment for this requirement is made in the REAC (GS001, GS027 (if required) and GS028).

4.3 Refining the conceptual site model

4.3.1 The initial stage of assessment as outlined in the LCRM guidance is the production of a CSM. The next stage of assessment is to review and refine the CSM and the credible contaminant sources that fall within the Package D area, and to undertake intrusive investigation.

4.3.2 The review of the credible contaminant sources included a desk based assessment of the project alignment and proposed works in each area to assess if those sources could be dealt with following best practice and taking into account the measures secured within the Code of Construction Practice and REAC (Application Document 6.3, Appendix 2.2). The sources were given a revised risk rating on this basis. This assessment is presented in the Revised Risk Assessment table in Annex D-A.

4.3.3 The Phase 2 ground investigation has targeted the main route alignment and areas where proposed intrusive works are planned as part of the construction phase. Where exploratory locations have recorded an exceedance of the applicable GAC and fall within a credible source of contamination identified within the CSM, it suggests that the exceedances may be reflective of potential impact from that particular source. Where the GAC are exceeded, the results would be evaluated to determine whether the level of risk is acceptable or whether further assessment would be required to be completed at the detailed design stage of the Project.

Uncontrolled when printed – Copyright © - 2022
National Highways Limited – all rights reserved

5 Assessment of data

5.1 Introduction

5.1.1 A GQRA has been undertaken to determine the significance of the measured concentrations of contaminants from the chemical analysis. The GQRA compares measured concentrations of contaminants in the soil, soil leachate and groundwater samples with applicable Generic Assessment Criteria (GAC). An assessment of the ground gas data has also been undertaken against industry standard screening values.

5.1.2 The selection of applicable GAC is described in the sections below, along with the results of the assessment and a discussion of the findings.

5.1.3 Following the LCRM guidance and based on the potential pollutant linkages associated with the Project, the assessment of soil and ground gases is primarily focused on the potential risk to human health receptors. The potential risks to water resource receptors are more accurately evaluated through assessment of concentrations of COC in soil leachate and groundwater. The potential risks associated with contaminants in groundwater are also assessed in relation to human health.

5.1.4 For the purposes of this assessment, laboratory analytical results which fall below the GAC are not considered to present an unacceptable risk and are therefore of low significance in relation to the contamination risks associated with the construction of the Project.

5.1.5 Exceedances of the GAC are considered further herein. It should be noted that a measured concentration greater than the GAC does not necessarily mean there is an unacceptable risk to a receptor but may indicate the need for further assessment. Based upon future data collection, updated GQRA and discussion with the relevant regulators, the requirement for DQRA will be determined, which would be undertaken during detailed design if required. Where contaminant concentrations in soil samples are below the GAC, they are considered unlikely to pose an unacceptable risk to those receptors and, therefore, warrant no further action.

5.2 Soil

5.2.1 A total of 235 soil samples were submitted for laboratory analysis from 83 locations. The samples were taken from a range of depths to provide coverage of the encountered strata (Table 3.4). Soil samples were tested for a range of chemical determinands as presented in Table 3.2.

5.2.2 Headspace tests were undertaken on the soil samples to investigate the potential presence of VOCs, and a total of 346 readings were recorded. The concentrations were measured in parts per million by volume (ppmv) and ranged from 0.00ppmv (below detection limit) to 154ppmv, with the maximum concentration recorded in soil recovered from 29.1m bgl (Upnor Formation) in BH17001. Additional results from four samples taken from three locations (BH14004, BH14012 and BH17001) recorded a value above 10ppmv. While summarised in this annex, the full results of the headspace tests carried out are shown within the borehole logs presented as part of the Land Based Works -

Uncontrolled when printed – Copyright © - 2022
National Highways Limited – all rights reserved

Phase 2A Area 2 Package D Factual Report on Ground Investigation (Perfect Circle, 2020) and Land Based Works - Phase 2A Area 2 Package D Additional Exploratory Locations Factual Report on Ground Investigation (Perfect Circle, 2020), which are available on request.

Selection of Generic Assessment Criteria for soil

5.2.3 The assessment of contaminant concentrations in soil is primarily focused on the potential risk to human health. Human health receptors identified in the Preliminary Risk Assessment Report (Application Document 6.3, Appendix 10.6) which are applicable to the Package D area include the following:

a. Construction workers

b. Operations staff

c. Road users

d. Adjacent land users – residents

e. On site and adjacent land users – public open space

f. Adjacent land users – industrial, commercial and agricultural workers

5.2.4 The GAC were selected to provide a suitable level of protection to the identified human health receptors from onsite measured soil concentrations. In many cases, the criteria selected may be overly conservative but provide an initial screen.

5.2.5 Human health receptors considered in this assessment include b. to f. from the above list. The risk to construction workers has not been specifically considered in this assessment. The potential risk to construction workers would be managed via general construction working practices, suitable for development of a potentially contaminated site, and adherence to the relevant health and safety legislation framework.

5.2.6 The soil chemical data has been screened against the current Land Quality Management/Chartered Institute of Environmental Health (LQM/CIEH) Suitable for Use Levels (S4UL) for Public Open Space near residential housing (POS_{resi}), (Nathanail *et al*., 2015), as this is the most conservative screening scenario which applies to the Project and identified receptors. In the absence of an S4UL for lead, the Category 4 Screening Level (C4SL) for public open space – residential has also been adopted (Contaminated Land: Applications in Real Environments, 2014).

5.2.7 A Soil Organic Matter content of 1% has been used in the assessment – this is the lowest Soil Organic Matter content for which S4UL criteria have been derived. It therefore represents the most conservative of the S4UL criteria.

5.2.8 Although there is no specific GAC for asbestos, results have been screened against the presence of asbestos with a detection limit of 0.001%.

Uncontrolled when printed – Copyright © - 2022
National Highways Limited – all rights reserved

Soil assessment results

5.2.9 The Phase 1 Ground Investigation did not cover the Package D area and therefore no soil samples were collected during this phase.

5.2.10 Table 5.1 summarises the determinands which recorded exceedances above the GAC in the Phase 2 ground investigation. The locations of the exceedances are shown in Plate 5.1.

5.2.11 The complete analytical results and comparison to the screening criteria are provided in Annex D-B.

Table 5.1 Summary of exceedances recorded from soil samples

Exploratory hole ID	Sample depth (m)	Geology	Determinand	Result (mg/kg)	GAC (mg/kg)	Chemical Group
CT17009A	0.05	Topsoil	Lead	824	630	Metals

Uncontrolled when printed – Copyright © - 2022
National Highways Limited – all rights reserved

Plate 5.1 Locations of soil samples which recorded exceedances

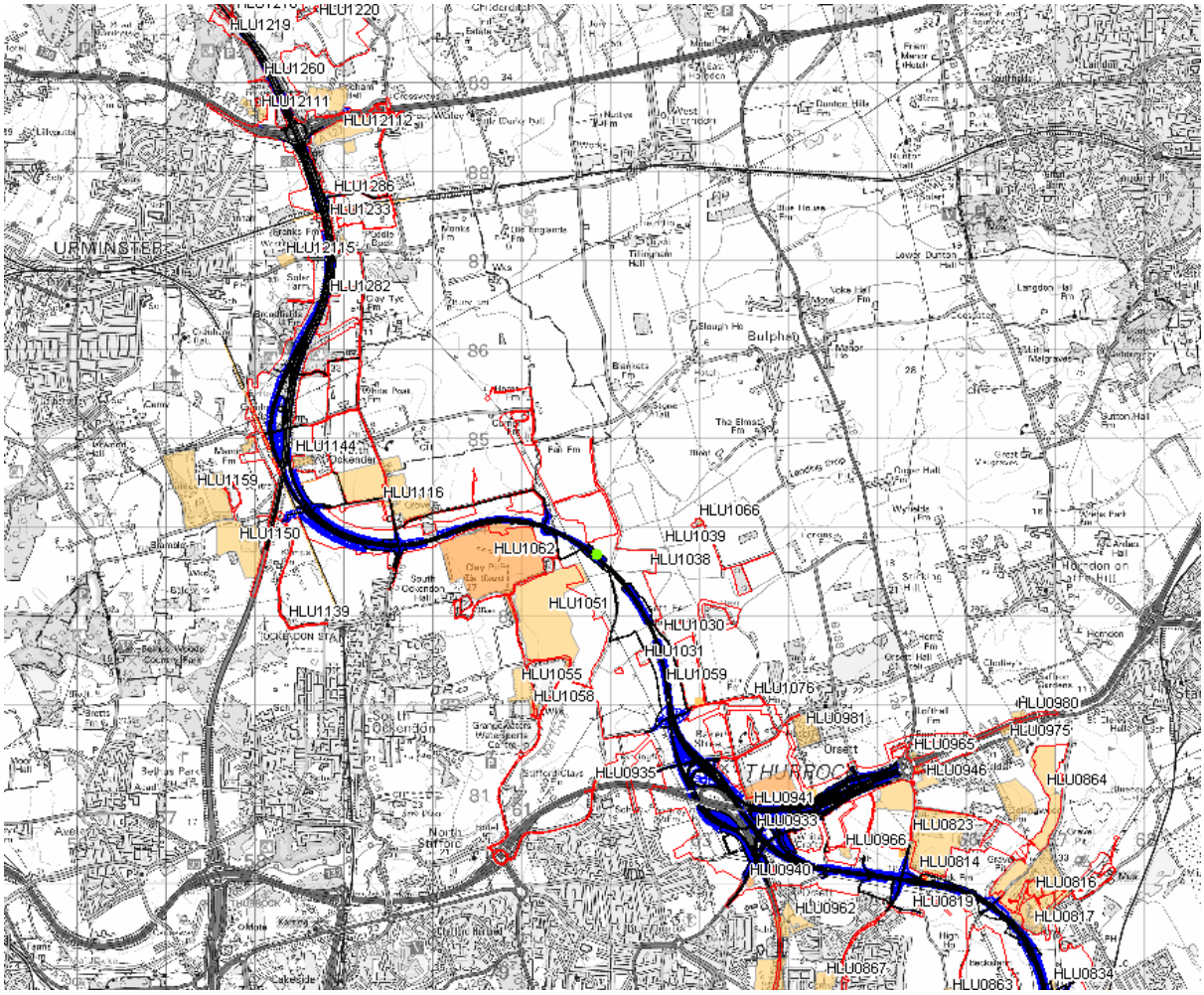

Key

- Route alignment – earthworks
- Route alignment – highway alignment
- Order Limits
- Sample exceedance
- High risk rating HLU
- Medium risk rating HLU
- Low risk rating HLU

N

Scale 1km

Risk ratings obtained from the Preliminary Risk Assessment Report (Application Document 6.3, Appendix 10.6)

Base map copyright: Contains Ordnance Survey data. © Crown copyright and database rights 2022. Ordnance Survey 100030649

Uncontrolled when printed – Copyright © - 2022
National Highways Limited – all rights reserved

5.2.12 With the exception of the above lead exceedance listed in Table 5.1, contaminant concentrations in soil were below the laboratory Method Detection Limit (MDL) and the GAC.

Asbestos

5.2.13 Of the 235 soil samples, 232 were analysed for asbestos. The analysis involved an initial simple screen to determine whether asbestos was present and an interpretation of type of asbestos. Quantification of asbestos within a soil sample would be undertaken upon detection of asbestos in the initial screening.

5.2.14 No asbestos fibres were detected in any of the samples analysed. Non-asbestos fibres were detected in five samples.

5.3 Soil assessment discussion

5.3.1 One sample collected at 0.05m in topsoil in CT17009A recorded an exceedance of applicable GAC for lead as shown in Table 5.1. A duplicate sample was obtained from the same depth in CT17009A which recorded a concentration of 32.5mg/kg for lead which is below the applicable GAC. There were no exceedances of GAC were recorded within the duplicate sample.

5.3.2 At CT17009A topsoil was encountered to 0.25m overlying natural deposits. The topsoil is described in the engineering log as soft, dark brown, slightly gravelly clay with gravel comprising flint with frequent rootlets. Visual and olfactory evidence of contamination was not recorded in the engineering log for CT17009A.

5.3.3 Full descriptions of the geology encountered across the Package D area are presented in the Land Based Works - Phase 2A Area 2 Package D Factual Report on Ground Investigation (Perfect Circle, 2020) and Land Based Works - Phase 2A Area 2 Package D Additional Exploratory Locations Factual Report on Ground Investigation (Perfect Circle, 2020).

5.3.4 CT17009A is located within an agricultural field below the proposed main route alignment approximately 223m north-east from the nearest credible contaminant source Grange Farm Landfill (HLU1051). The potential source is a recorded landfill with a small portion of the landfill falling within the Order Limits for the Project. Based on the distance from the landfill to CT17009A and the sample description as natural soils, it is unlikely the lead exceedance is attributed to the Grange Farm Landfill. Given that no exceedances were recorded in samples collected from exploratory holes in proximity to CT17009A or the duplicate sample, this suggests that the exceedance is a localised occurrence. As the location is positioned within a field and the shallow depth of the recorded exceedance, it is likely that it is the result of a localised inclusion, potentially from airborne deposition.

5.3.5 As CT17009A is located below an area of proposed embankment and adjacent to a multi-utilities works area, it is likely that the topsoil will be stripped before embankment construction and as such a pathway may be created. Topsoil would likely be stockpiled and re-used elsewhere on the site. The recorded concentration of lead in the soil sample from CT17009A is within one order of magnitude of the relevant GAC for public open space (residential) which are considered to be conservative. The recorded concentration of lead falls below

Uncontrolled when printed – Copyright © - 2022
National Highways Limited – all rights reserved

the GAC for public open space (park), which is also considered to be conservative given the end use of the Project. Based on the above information it is considered the localised contamination can be managed by taking into account the standard construction procedures and protocols and the measures secured within the Code of Construction Practice and REAC (Application Document 6.3).

Soil leachate

5.3.6 Soil leachate analysis was undertaken on 230 samples from 83 locations within the Package D area. The samples were tested for a range of chemical determinands as presented in Table 3.2.

Selection of assessment criteria

5.3.7 The assessment of soil leachate is primarily focused on the potential risk to water resources, which includes both aquifers and surface water receptors. Criteria used to protect aquifers are based on their resource potential, primarily considered for drinking water, although they may also contribute to surface water baseflow. Assessment on the basis of drinking water quality will provide protection of human receptors. Water resource receptors identified in the Preliminary Risk Assessment Report (Application Document 6.3, Appendix 10.6) include both surface water and groundwater receptors. Soil leachate chemical data has been screened against GAC to provide protection to surface waters and aquifers.

5.3.8 The majority of the GAC are adopted from the UK Drinking Water Standards (DWS) and Environmental Quality Standards (EQS), which are considered protective of aquifers and surface waters respectively. The DWS are generally adopted from the Water Supply (Water Quality) Regulations 2016 and the EQS are primarily from the Water Environment (Water Framework Directive) (England and Wales) Regulations 2017. Freshwater EQS have been adopted for the protection of surface waters as the Package D area is located inland. The EQS for copper, lead, manganese, nickel and zinc are based on bioavailable values so are considered to be conservative screening values.

5.3.9 The GAC for the remaining determinands (for which UK DWS and EQS are not available) have been adopted based on the sources referenced within Annex D-C.

5.4 Soil leachate assessment results

5.4.1 The Phase 1 Ground Investigation did not cover the Package D area and therefore no soil samples were collected during this phase for leachate analysis.

5.4.2 Table 5.2 summarises the determinands which recorded exceedances above the GAC. The full assessment results are provided in Annex D-C.

5.4.3 The locations in which the exceedances were recorded are presented in Plate 5.2.

Uncontrolled when printed – Copyright © - 2022 National Highways Limited – all rights reserved

Table 5.2 Summary of exceedances recorded from leachate samples

Determinand	GAC		Number of samples exceeding GAC	Maximum concentration	Units
	UK DWS*	UK freshwater EQS*			
Metals					
Antimony	5	NV	4	12.1	µg/L
Arsenic	10	50	8	31.7	µg/L
Cadmium	5	0.08	19	1.19	µg/L
Chromium (hexavalent)	NV	3.4	10	12.8	µg/L
Chromium	50	3.4	4	11.4	µg/L
Chromium (trivalent)	NV	4.7	1	4.84	µg/L
Cobalt	NV	3	7	67.7	µg/L
Copper	2,000	1 (bio)	189	29.4	µg/L
Lead	10	1.2 (bio)	19	**30.6**	µg/L
Mercury	1	0.07 (MAC)	14	**1.47**	µg/L
Molybdenum	70	NV	4	104.0	µg/L
Nickel	20	4	83	**98.5**	µg/L
Selenium	10	NV	17	406	µg/L
Vanadium	NV	20	8	35.8	µg/L
Zinc	3,000	10.9 (bio)	45	606.0	µg/L
Inorganics					
Ammoniacal nitrogen (as N)	NV	0.6	10	5.38	mg/L
Chloride	250	250	4	**1120**	mg/L
Cyanide (free)	50	1	5	**1,000**	µg/L
Cyanide (total)	50	1	3	**58.3**	µg/L
Cyanide complexes	50	1	2	**57.2**	µg/L
Fluoride	1,500	1,000	110	**4680**	µg/L
Sodium	200	NV	8	734	mg/L
Sulphate	250 (SO_4)	400	32	**3,760**	mg/L
Phenolics					
Phenol	5,800	7.7	1	10.3	µg/L

NV – No screening criteria value available.

Bold – Exceeds both DWS and EQS GAC.

Bio – bioavailable

MAC – Maximum Allowable Concentration

** UK DWS, UK EQS and other guideline values as referenced in Annex D-C.*

Uncontrolled when printed – Copyright © - 2022
National Highways Limited – all rights reserved

Table 5.3 Locations of soil samples which recorded exceedances in soil leachate analysis

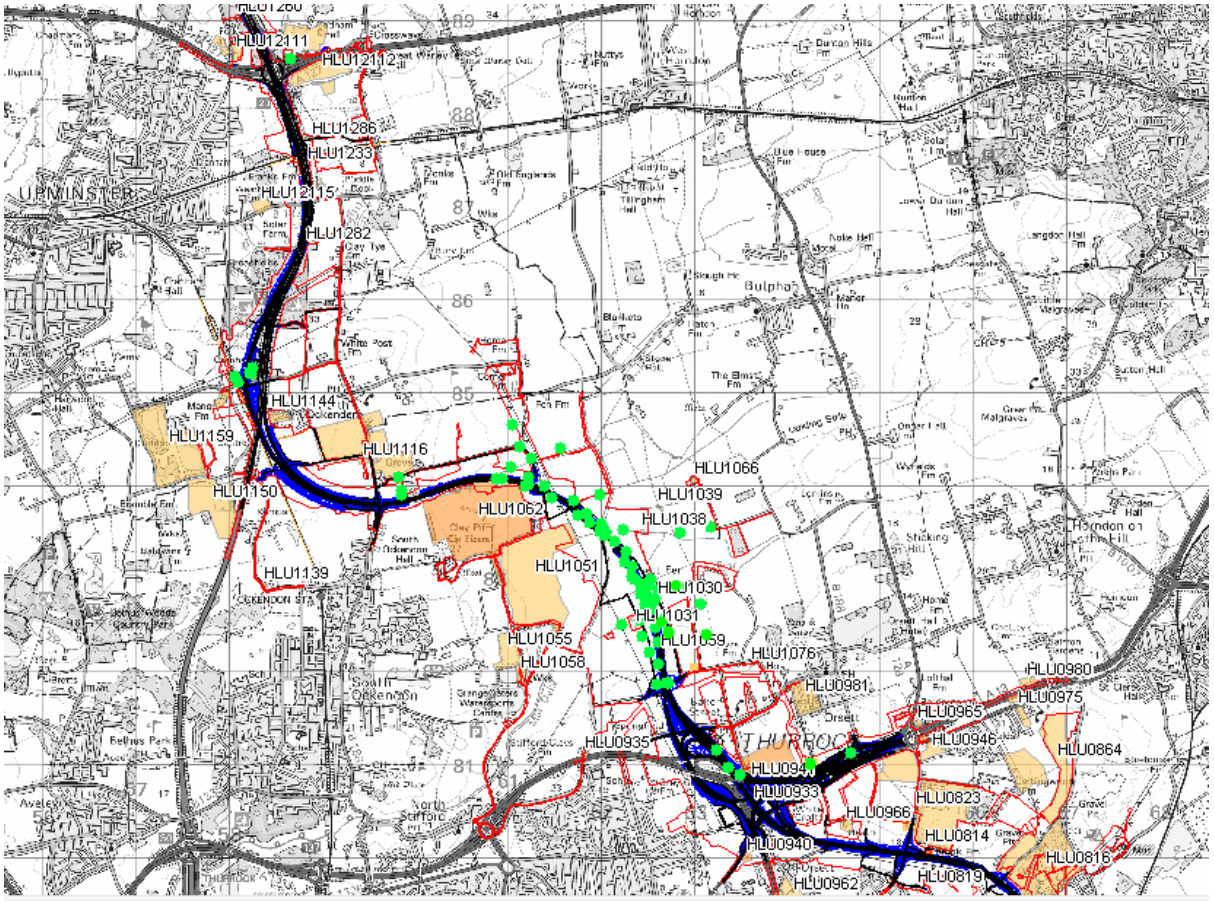

Key

- Route alignment – earthworks
- Route alignment – highway alignment
- Order Limits
- Sample exceedance
- High risk rating HLU
- Medium risk rating HLU
- Low risk rating HLU

Risk ratings obtained from the Preliminary Risk Assessment Report (Application Document 6.3, Appendix 10.6)

Base map copyright: Contains Ordnance Survey data. © Crown copyright and database rights 2022. Ordnance Survey 100030649

5.4.4 The locations and the associated sample information where exceedances were recorded are presented in Annex D-D.

5.4.5 With the exception of the contaminants listed in Table 5.2, contaminant concentrations in soil leachate samples were either below the laboratory MDL or the GAC.

5.4.6 It should be noted that the laboratory MDL for cadmium, chromium, cobalt, lead, cyanide (free and total) and cyanide complexes was higher than the freshwater

Uncontrolled when printed – Copyright © - 2022
National Highways Limited – all rights reserved

EQS (but below the DWS). Although the results have not exceeded the MDL, with the MDL itself being higher than the GAC, it is not clear whether the result has truly exceeded the GAC (or not). Further explanation of the elevated MDL results is provided in paragraph 7.1.2. The assessment to date is considered precautionary and robust.

5.5 Soil leachate assessment discussion

5.5.1 Leachate analysis was undertaken on 230 samples. Of these samples 219 recorded exceedances of the GAC. The samples recording exceedances were collected from 83 exploratory locations across the Package D area. The majority of the samples recording exceedances were collected from natural ground (200 samples) with 19 samples collected from made ground. It should be noted the assigned geology is based on the assigned geology code in AGS.

Made Ground

5.5.2 The 19 samples of made ground recording exceedances were collected from 14 exploratory positions as shown in Plate 5.3. Of these positions, BH12018 and WS16007 are located within credible sources of contamination Mobbs Farm (HLU0972) and an infilled pond (HLU1030), respectively. WS21010 is located on a parcel of land between Southend Arterial Road and Codham Hall Lane. The remaining 11 locations are positioned on agricultural land.

Uncontrolled when printed – Copyright © - 2022
National Highways Limited – all rights reserved

Table 5.4 Locations of made ground samples recording exceedances in soil leachate analysis

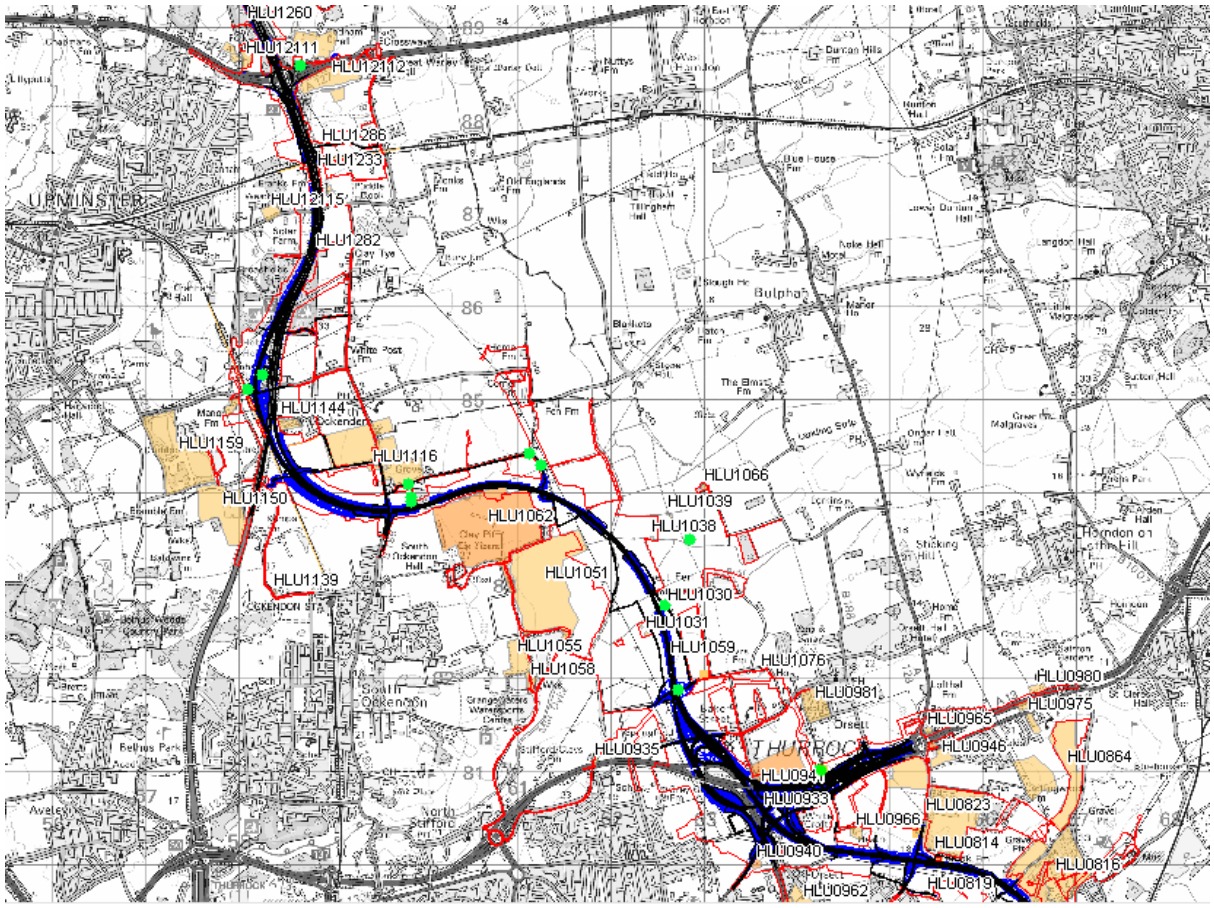

Key

- Route alignment – earthworks
- Route alignment – highway alignment
- Order Limits
- Sample exceedance
- High risk rating HLU
- Medium risk rating HLU
- Low risk rating HLU

Scale 1km

Risk ratings obtained from the Preliminary Risk Assessment Report (Application Document 6.3, Appendix 10.6)

Base map copyright: Contains Ordnance Survey data. © Crown copyright and database rights 2022. Ordnance Survey 100030649

Uncontrolled when printed – Copyright © - 2022
National Highways Limited – all rights reserved

5.5.3 From the 12 locations recording GAC exceedances in made ground samples, the made ground thickness encountered are recorded between 0.30m and 0.90m. With the exception of BH12018 and WS16007 which are located within a credible source of contamination, the made ground encountered is generally spread across the proposed main route alignment and access routes in localised pockets which are not associated with credible sources of contamination identified in the CSM Report. The location OH19002 falls outside the order limits and TP17002 falls outside the 250m study area.

5.5.4 The made ground with the exception of WS21010 was generally described as soft and firm slightly sandy gravelly clay. The sand is described as fine to coarse with the gravel comprising flint with localised exploratory position specific occurrences of chalk, rare brick fragments, concrete, ceramic and glass. Possible slag gravel was recorded in two strata between 0.4m and 0.75m in BH15003 and macadam was recorded as gravel in BH12018. Organic material was recorded as rare pockets of pseudo fibrous peat in WS16007 between 0.6m and 0.7m and rare pockets of partially decomposed organic matter in BH12018 between ground level and 0.25m.

5.5.5 Exploratory position WS21010 is located on an area of hardstanding between two roads. Made ground was described as compacted dark grey reddish brown and light grey silty slightly sandy gravel. With gravel comprising crystalline brick, concrete and bitumen with rare fragments of wood.

5.5.6 The samples collected from the 12 locations all recorded exceedances against the GAC for copper, which is considered a conservative screening value as it is based on bioavailability. In addition, other recorded exceedances of GAC against heavy metals include arsenic, lead, vanadium, nickel, zinc, chromium and chromium (hexavalent). Eight of these locations also recorded exceedances of the GAC for fluoride and one location for cyanide total and cyanide complexes. The majority of the samples recorded exceedances against the Freshwater EQS with only three samples exceeding GAC for both the Freshwater EQS and UK Drinking Water Standards where a GAC value is present for both.

5.5.7 Two samples were collected from made ground in BH12018 which falls within a credible source of contamination, Mobbs Farm (HLU0972). Of these samples both recorded an exceedance of GAC for copper with only the shallow (0.05m) sample recording an exceedance of applicable GAC for arsenic, lead and vanadium. Heavy metal contaminants were identified in the PRA Report as potential contaminants of concern associated with HLU0972.

5.5.8 Two samples were collected from made ground in WS16007 which falls within a credible source of contamination, an infilled pond (HLU1030). Of these samples both recorded heavy metal exceedances of GAC with one recording an inorganic (fluoride) exceedance of GAC. Heavy metal and inorganic contaminants were identified in the PRA Report as potential contaminants of concern associated with HLU1030.

5.5.9 Contaminant concentrations recorded within the infilled pond (HLU1030) and Mobbs Farm (HLU0972) are comparable with the other general made ground samples that exceed the relevant GAC within package D and as such are not considered to represent a discrete source area. Similarly other than recorded

Uncontrolled when printed – Copyright © - 2022
National Highways Limited – all rights reserved

pseudo-fibrous peat (WS16007) and partially decomposed organic matter (BH12018) the made ground descriptions are comparable.-.

5.5.10 All 12 locations where leachate exceedances of applicable GAC were recorded in made ground also recorded similar exceedances in the underlying natural ground, with the exception of BH15003, where only samples of made ground were obtained.

5.5.11 With the exception of BH12018 and WS16007, soil leachate exceedances within made ground samples appear to have no correlation to credible sources of contamination. The distribution of exceedances may be attributed to localised anthropogenic material recorded within the made ground or suggests that widespread contaminants are associated with a diffused contaminative source or natural background.

5.5.12 Given that recorded results generally fall within the same order of magnitude as the GAC, it is likely that the exceedances are linked to background concentrations.

Natural Ground

5.5.13 The 200 samples recording exceedances within natural ground were collected from 82 exploratory positions as shown in Plate 5.4. Of these positions three are located within a credible source of contamination as identified in the PRA Report. BH12018 is located within Mobbs Farm (HLU0972), WS16007 is located within an infilled pond (HLU1030) and TP17003 is located within an infilled pond (HLU1056). The samples taken from natural ground in BH12018 and WS16007 are below infilled made ground, TP17003 recorded some anthropogenic material in topsoil as brick, ceramic and glass but is recorded as natural ground. The remaining 79 locations are located on agricultural or commercial land.

Uncontrolled when printed – Copyright © - 2022
National Highways Limited – all rights reserved

Table 5.5 Locations of natural soil samples recording exceedances in soil leachate analysis.

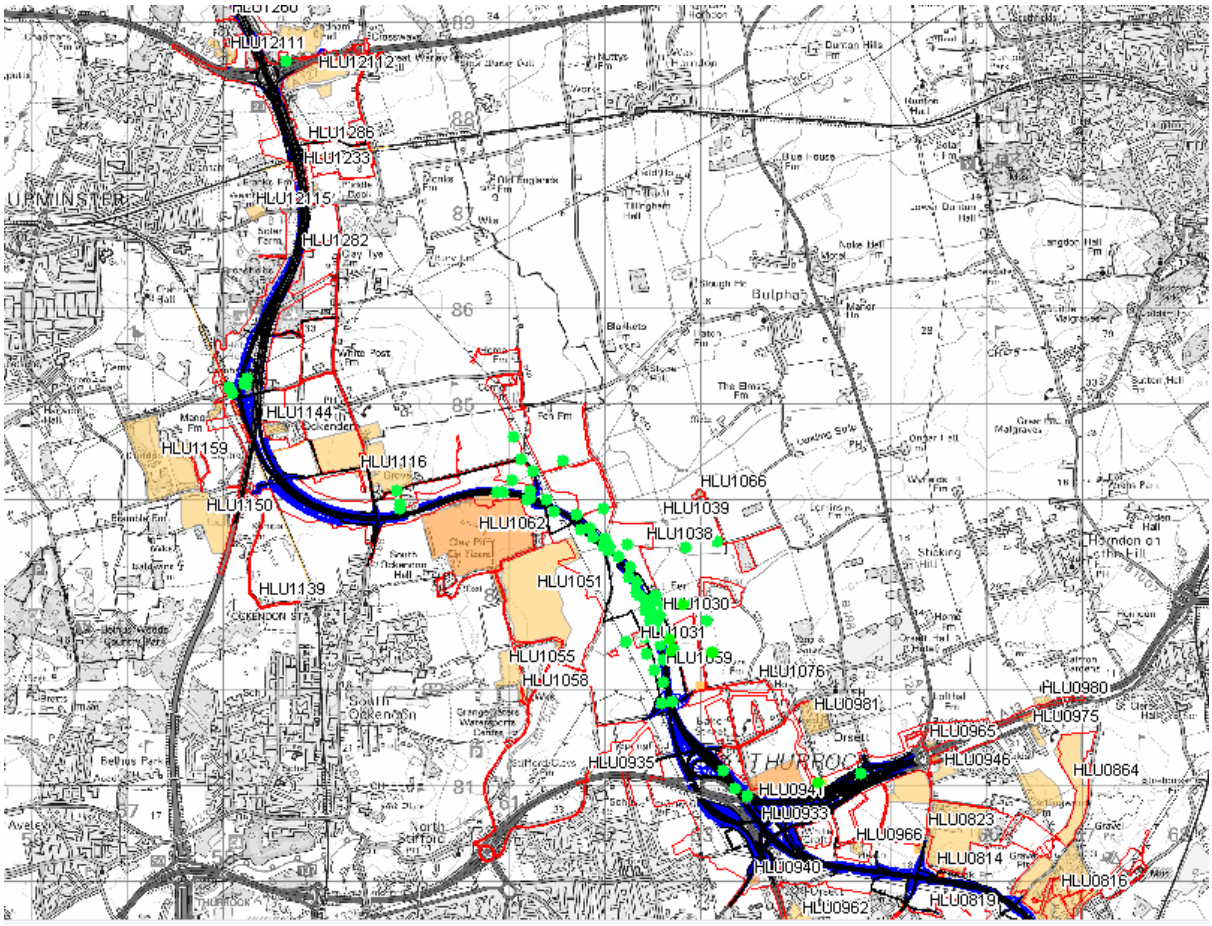

Key

- Route alignment – earthworks
- Route alignment – highway alignment
- Order Limits
- Sample exceedance
- High risk rating HLU
- Medium risk rating HLU
- Low risk rating HLU

Risk ratings obtained from the Preliminary Risk Assessment Report (Application Document 6.3, Appendix 10.6)

Base map copyright: Contains Ordnance Survey data. © Crown copyright and database rights 2022. Ordnance Survey 100030649

Uncontrolled when printed – Copyright © - 2022
National Highways Limited – all rights reserved

5.5.14 The natural ground comprised both fine and coarse soils with samples being predominantly collected from clay. Eleven locations where samples were collected recorded anthropogenic material such as brick, ceramic and glass as gravel sized fragments in topsoil. One location (TP18001) recorded a ceramic pipe infilled with clay at 0.45m. Ten of the samples collected were taken from strata that recorded organic material either as peat, organic material, organic debris and partially decomposed wood.

5.5.15 The samples collected from the 82 exploratory positions generally exceeded the GAC for heavy metals with occasional exceedances for fluoride, sulphate, sodium, chloride, cyanide (free), cyanide total, ammoniacal nitrogen as N and phenol. The majority of the exceedances recorded generally fall within the same order of magnitude as the applicable GAC.

5.5.16 Where leachate analysis was undertaken in both made ground and underlying natural deposits within the same exploratory positions, contaminant concentrations were generally within the same order of magnitude.

5.5.17 Determinands that record exceedances of GAC in leachate do not correspond with determinands that record exceedances of relevant GAC in soil. As the exceedances are generally widespread across the proposed route and across different strata, there does not appear to be any discernible spatial patterns or hotspots. Based on the location of exploratory positions it is unlikely that the exceedances are indicative of a source of contamination and are likely a result of background concentrations. This is further supported by the absence of exceedances observed in soil samples collected from the positions.

5.5.18 It should be noted that soil leachate analysis is considered to be a conservative estimation of risk as the comparison of eluate concentrations (derived from aggressive laboratory soul leaching tests) with water quality standards does not factor in the potential for attenuation of concentrations in the pathway between the soil source and the receptor i.e. in the unsaturated zone with potential for dilution at the water table or dilution in the receptor itself.

5.5.19 Given the conservative nature of the risk assessment, the magnitude and spread of exceedances within both the made ground and natural soils and the absence of elevated soil concentrations, it is considered that there is not an unacceptable risk present to controlled waters from soils within the Package D area.

5.6 Groundwater

5.6.1 Groundwater monitoring was undertaken in two phases: the ground investigation (GI) and the long-term monitoring (LTM).

5.6.2 The GI groundwater sampling phase was undertaken between December 2019 and April 2020. The LTM groundwater sampling phase was split into two sub-packages (sub-package D and sub-package D+) undertaken up to a maximum of eight rounds between April 2020 and January 2021. Analysis was carried out on 193 samples collected from 32 locations within the Package D area. Groundwater samples were tested for a range of chemical determinands as presented in Table 3.3.

Uncontrolled when printed – Copyright © - 2022
National Highways Limited – all rights reserved

5.6.3 The geology associated with the response zone for the groundwater samples is summarised in Table 3.4.

Selection of assessment criteria

5.6.4 The assessment of groundwater considers the potential risk to water resource receptors (drinking water and ecological receptors). Groundwater chemical data has been screened against GAC in order to provide protection to both aquifers and surface waters. The risk to water resource receptors has also been assessed through comparison of soil leachate concentrations (detailed in Sections 5.4 and 5.5).

5.6.5 The majority of the GAC are adopted from the UK DWS and EQS, which are based on guidance from the Water Supply (Water Quality) Regulations 2016 and the Water Environment (Water Framework Directive) (England and Wales) Regulations 2017, respectively. It should be noted that the EQS for copper, lead, manganese, nickel and zinc are based on bioavailable values so are considered to be more conservative.

5.6.6 The GAC for the remaining determinands (for which UK DWS and EQS are not available) have been adopted based on the sources referenced within Annex D-E.

5.7 Groundwater assessment results

5.7.1 Table 5.6 and Table 5.7 summarises the determinands which recorded exceedances above the GAC. The locations of the exceedances are shown in Plate 5.1 and Plate 5.2. The full assessment results are provided in Annex D-E.

5.7.2 It should be noted that samples were labelled by the laboratory as both filtered and unfiltered samples for metals. Where determinands have recorded exceedances in both samples, only the higher concentration has been included in the summary in Table 5.6 and Table 5.7. The analytical results of both the filtered and unfiltered samples are presented in Annex D-E.

Table 5.6 Summary of exceedances recorded in GI groundwater samples

Determinand	GAC		Number of samples exceeding	Maximum concentration	Units
	UK DWS*	UK freshwater EQS*			
BTEX and MTBE					
Benzene	1	10	1	1.01	µg/L
Ethylbenzene	300	20	17	**923**	µg/L
Xylene (o)	250	15	7	59	µg/L
Xylene total	500	30	1	59	µg/L
Metals					
Arsenic	10	50	14	**66.9**	µg/L
Cadmium	5	0.08	16	2.16	µg/L
Chromium hexavalent	NV	3.4	25	986	µg/L

Uncontrolled when printed – Copyright © - 2022
National Highways Limited – all rights reserved

Determinand	GAC		Number of samples exceeding	Maximum concentration	Units
	UK DWS*	UK freshwater EQS*			
Chromium	50	3.4	36	**153**	µg/L
Chromium trivalent	NV	4.7	7	13.8	µg/L
Cobalt	NV	3	16	75.7	µg/L
Copper	2,000	1 (bio)	42	106	µg/L
Iron	200	1000	15	**4430**	µg/L
Lead	10	1.2 (bio)	16	**114**	µg/L
Manganese	50	123 (bio)	39	**6000**	µg/L
Mercury	1	0.07 (MAC)	2	0.148	µg/L
Nickel	20	4 (bio)	40	**198**	µg/L
Selenium	10	NV	8	52.4	µg/L
Zinc	3,000	10.9 (bio)	27	868	µg/L
Inorganics					
Ammoniacal nitrogen as N	NV	0.6	17	10.7	mg/L
Chloride	250	250	3	**1070**	mg/L
Cyanide free	50	1	3	5.94	µg/L
Cyanide total	50	1	5	47.4	µg/L
Cyanide complexes	50	1	5	47.4	µg/L
Fluoride	1,500	1,000	6	**2940**	µg/L
Nitrate	50 (NO_3)	NV	12	115	mg/L
Sodium	200	NV	22	1670	mg/L
Sulphate	250 (SO_4)	400	31	**4,190**	mg/L
PAH					
Fluoranthene	NV	0.0063	35	0.482	µg/L
Anthracene	NV	0.1	1	0.114	µg/L
Benzo(b)fluoranthene	0.025	0.00017	16	**0.287**	µg/L
Benzo(k)fluoranthene	0.025	0.00017	15	**0.125**	µg/L
Benzo(a)pyrene	0.01	0.00017	13	**0.278**	µg/L
Benzo(g,h,i)perylene	0.025	0.00017	7	**0.0984**	µg/L
Indeno(1,2,3-c,d)pyrene	0.025	0.00017	11	**0.0797**	µg/L
TPH CWG					
TPH >C5-C35 Aliphatics/Aromatics	10	50	31	**6,490**	µg/L

Uncontrolled when printed – Copyright © - 2022
National Highways Limited – all rights reserved

Determinand	GAC		Number of samples exceeding	Maximum concentration	Units
	UK DWS*	UK freshwater EQS*			
Phenolics					
Phenol	5,800	7.7	11	47.1	µg/L
Other					
pH	6.5–9.5	6-9	15	**5.08-12.80**	pH Units
Pesticides					
Malathion	NV	0.01	1	1.0	µg/L
Methiocarb	NV	0.01	1	1.0	µg/L

NV – No screening value.

***Bold** – Concentration exceeds both the DWS and EQS.*

** UK DWS, UK EQS and other guideline values as referenced in Annex D-E.*

Table 5.7 Summary of exceedances recorded in LTM groundwater samples

Determinand	GAC		Number of samples exceeding	Maximum concentration	Units
	UK DWS*	UK freshwater EQS*			
BTEX and MTBE					
Ethylbenzene	300	20	22	**1,850**	µg/L
Xylene (o)	250	15	21	**325**	µg/L
Xylene total	500	30	13	325	µg/L
Metals					
Arsenic	10	50	50	**198**	µg/L
Cadmium	5	0.08	16	3.27	µg/L
Chromium hexavalent	NV	3.4	26	1,230	µg/L
Chromium	50	3.4	64	**133**	µg/L
Chromium trivalent	NV	4.7	9	71.3	µg/L
Cobalt	NV	3	51	127	µg/L
Copper	2,000	1 (bio)	99	184	µg/L
Iron	200	1000	59	**21100**	µg/L
Lead	10	1.2 (bio)	7	**8.55**	µg/L
Manganese	50	123 (bio)	106	**7040**	µg/L
Mercury	1	0.07 (MAC)	9	**3.91**	µg/L
Molybdenum	70	NV	1	135	µg/L

Uncontrolled when printed – Copyright © - 2022
National Highways Limited – all rights reserved

Determinand	GAC		Number of samples exceeding	Maximum concentration	Units
	UK DWS*	UK freshwater EQS*			
Nickel	20	4 (bio)	92	**170**	µg/L
Selenium	10	NV	12	38.7	µg/L
Vanadium	NV	20	1	23.1	µg/L
Zinc	3,000	10.9 (bio)	60	417	µg/L
Inorganics					
Ammoniacal nitrogen as N	NV	0.6	30	10.1	mg/L
Chloride	250	250	14	**1,230**	mg/L
Cyanide free	50	1	3	4.83	µg/L
Cyanide total	50	1	14	37.4	µg/L
Cyanide complexes	50	1	13	37.4	µg/L
Fluoride	1,500	1,000	14	**5,810**	µg/L
Nitrate	50 (NO_3)	NV	27	279	mg/L
Sodium	200	NV	63	2,330	mg/L
Sulphate	250 (SO_4)	400	85	**4,180**	mg/L
PAH					
Naphthalene	NV	2	1	260	µg/L
Anthracene	NV	0.1	1	256	µg/L
Fluoranthene	NV	0.0063	21	**273**	µg/L
Benzo(b)fluoranthene	0.025	0.00017	5	**272**	µg/L
Benzo(k)fluoranthene	0.025	0.00017	3	**258**	µg/L
Benzo(a)pyrene	0.01	0.00017	4	**260**	µg/L
Benzo(g,h,i)perylene	0.025	0.00017	2	**249**	µg/L
Indeno(1,2,3-c,d)pyrene	0.025	0.00017	3	**245**	µg/L
TPH CWG					
TPH >C5-C35 Aliphatics/Aromatics	10	50	56	**6,240**	µg/L
SVOC					
Bis(2-ethylhexyl) phthalate	NV	1.3	1	**24.8**	µg/L
Phenolics					
Phenol	5,800	7.7	32	86.7	µg/L
Other					

Uncontrolled when printed – Copyright © - 2022
National Highways Limited – all rights reserved

Determinand	GAC		Number of samples exceeding	Maximum concentration	Units
	UK DWS*	UK freshwater EQS*			
pH	6.5–9.5	6-9	26	**4.13-12.4**	pH Units
Pesticides					
Atrazine	NV	0.6	1	0.802	µg/L

NV – No screening value.
Bold – Concentration exceeds both the DWS and EQS.
* UK DWS, UK EQS and other guideline values as referenced in Annex D-E

Uncontrolled when printed – Copyright © - 2022
National Highways Limited – all rights reserved

Plate 5.2 Locations of GI groundwater samples which recorded exceedances

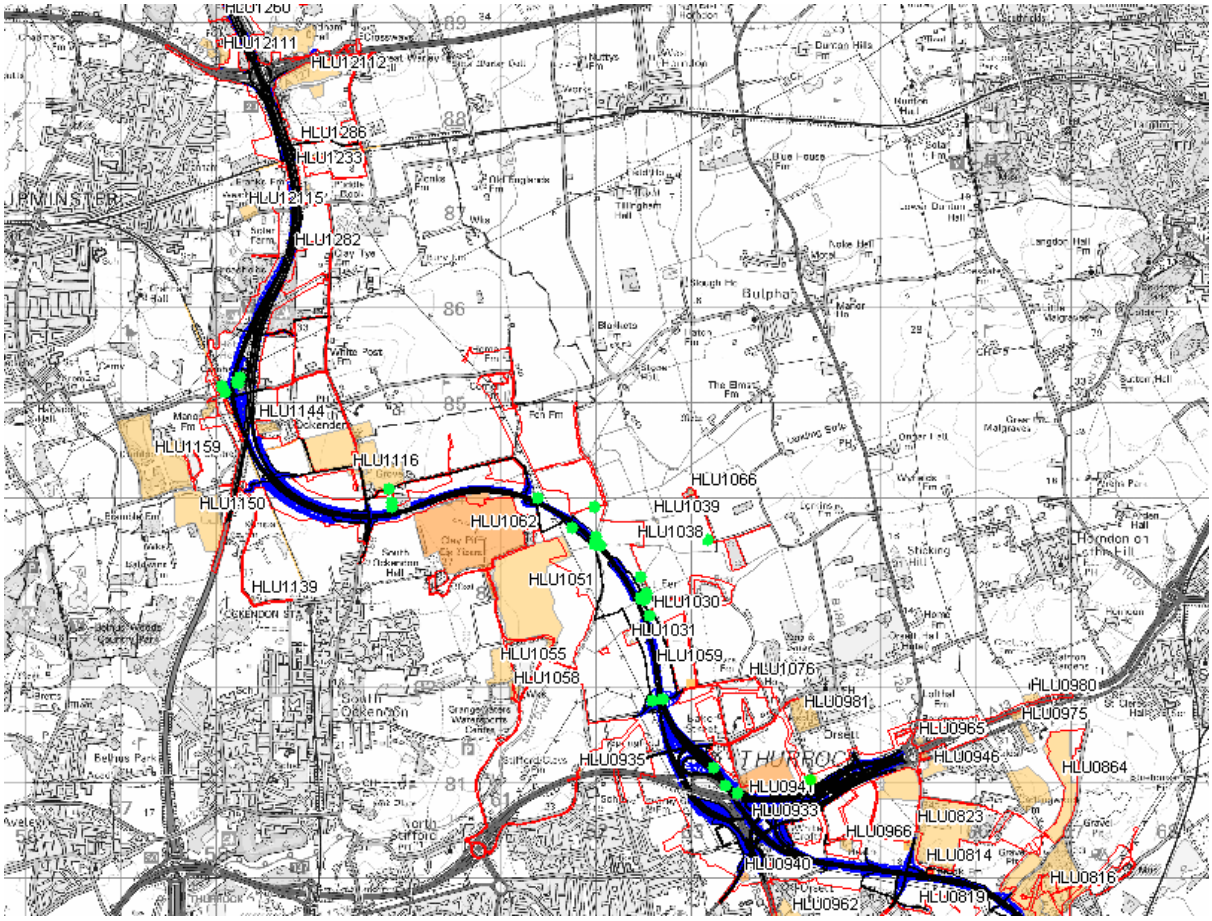

Key

- Route alignment – earthworks
- Route alignment – highway alignment
- Order Limits
- Sample exceedance
- High risk rating HLU
- Medium risk rating HLU
- Low risk rating HLU

N

Scale 1km

N

Risk ratings obtained from the Preliminary Risk Assessment Report (Application Document 6.3, Appendix 10.6)

Base map copyright: Contains Ordnance Survey data. © Crown copyright and database rights 2022. Ordnance Survey 100030649

Uncontrolled when printed – Copyright © - 2022
National Highways Limited – all rights reserved

Plate 5.3 Locations of Long Term Monitoring groundwater samples which recorded exceedances

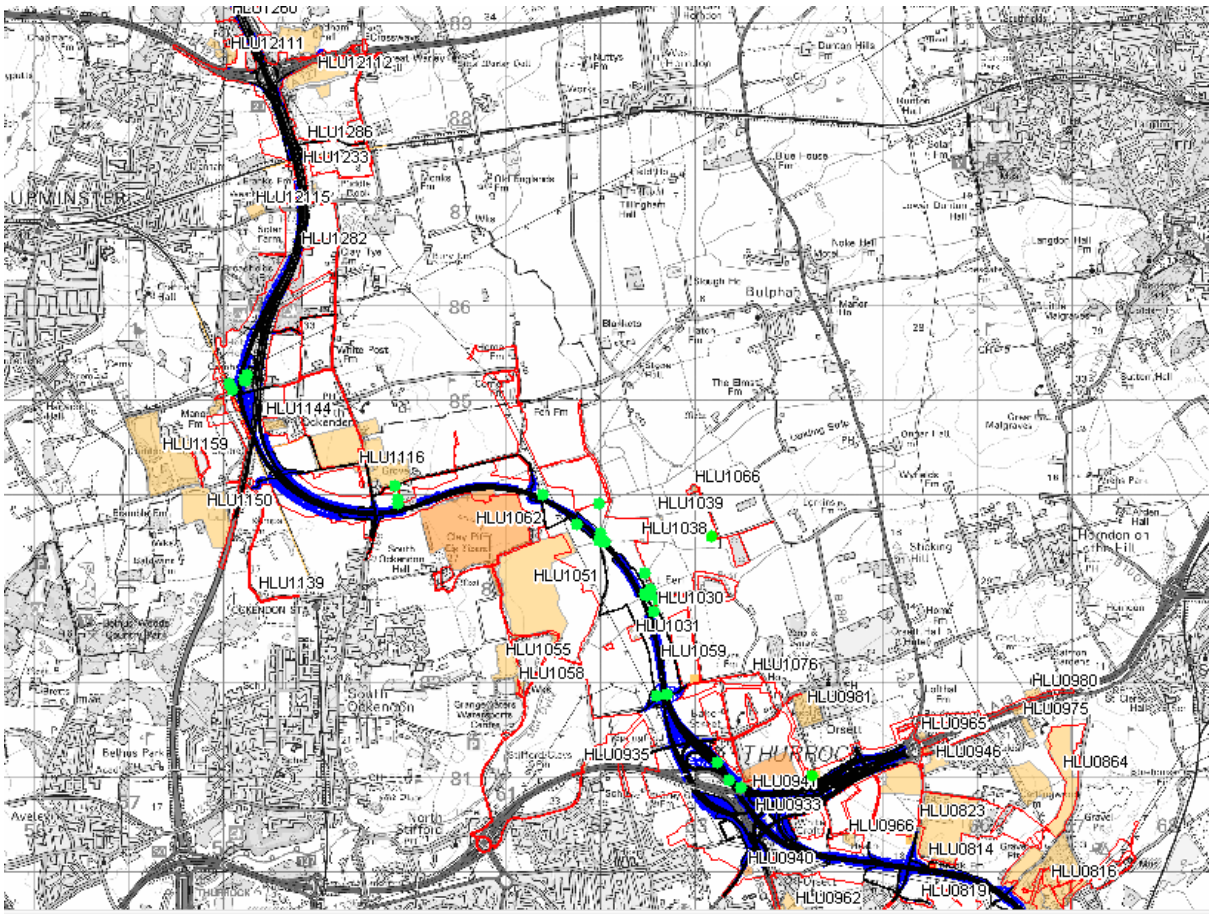

Key

- Route alignment – earthworks
- Route alignment – highway alignment
- Order Limits
- Sample exceedance
- High risk rating HLU
- Medium risk rating HLU
- Low risk rating HLU

Risk ratings obtained from the Preliminary Risk Assessment Report (Application Document 6.3, Appendix 10.6)

Base map copyright: Contains Ordnance Survey data. © Crown copyright and database rights 2022. Ordnance Survey 100030649

5.7.3 Annex D-F presents the locations and the associated sample information where exceedances were recorded.

5.7.4 With the exception of the contaminants listed in Table 5.6 and Table 5.7 contaminant concentrations in groundwater samples were either below the laboratory MDL or below the GAC.

Uncontrolled when printed – Copyright © - 2022
National Highways Limited – all rights reserved

5.7.5 In several samples, the MDL for a number of determinands is greater than the GAC. The full assessment results are provided in Annex D-E.

5.8 Groundwater assessment discussion

5.8.1 A total of 193 groundwater samples have been collected from 32 exploratory positions across the Package D area. Of those samples, 60 were collected during the ground investigation and 133 were collected as part of the long-term monitoring which took place over 13 months following the completion of the intrusive works. Of these samples, 191 recorded exceedances of relevant GAC for analysed determinands.

5.8.2 The details of the response zone for each monitoring well are provided in Annex D-E. Of the 32 monitoring well response zones five are within the London Clay, four within the River Terrace Deposits, two within the Alluvium, two within the Lambeth Group, two within the Harwich Formation, and one within the Thanet Sand Formation. The remaining 16 response zones screen two stratums, with one in Alluvium/Head Deposits, three in Head Deposits/London Clay, eight within Alluvium/London Clay, one topsoil/London Clay, one within Lambeth Group/Thanet Sand Formation, one within River Terrace Deposits/London Clay, and one within River Terrace Deposits/Thanet Sand.

5.8.3 The ground model for Package D generally indicates that towards the southern end of Package D, Head Deposits and River Terrace Deposits are overlying the London Clay Formation, Harwich Formation, Lambeth Group and Thanet Formation with the Seaford Chalk Formation present at depth. Localised shallow deposits of alluvium are also present. Towards the north of Package D, the London Clay deposits become thicker and the presence of shallow artificially modified ground is noted.

5.8.4 The groundwater samples collected from both the GI and long-term monitoring generally show chemical exceedances of relevant GAC for metals, inorganic compounds, PAH, TPH, BTEX and phenolics across the Package D area. Two samples recorded exceedances of relevant GAC for pesticides and one sample recorded an exceedance of Bis(2-ethylhexyl)phthalate (SVOC). Of the 193 groundwater samples, 146 samples had exceedances of one or more determinands greater than one order of magnitude of the GAC. Some areas of localised exceedances, particularly TPH and BTEX are discussed below.

5.8.5 A review of exploratory hole records during monitoring show that WS18004 which was monitored over seven rounds recorded black staining on the tubing and an unidentified odour on round six but no observations were recorded during the other rounds. In round seven only, three exploratory positions WS16001, WS16009 and WS16010 recorded an ammonia-like odour and one location (WS16005) recorded hydrocarbon staining on the logger string with a slight sheen and odour in water and odour. Black staining around 2m bgl was recorded in water in OH16001 in round three and during round six was recorded to have a black appearance and hydrocarbon smell. Where visual and olfactory evidence of contamination recorded in the monitoring records correlate with elevated concentrations, this has been discussed in the following sections.

5.8.6 Exploratory position WS18004 was sampled seven times with two of the rounds (October 2020 and December 2020) recording higher elevated TPH and BTEX

Uncontrolled when printed – Copyright © - 2022
National Highways Limited – all rights reserved

concentrations in comparison to previous rounds. The dates of sample collection correlate with the date of the monitoring record noting black staining and an unidentified odour in the exploratory hole WS18004 (paragraph 5.8.5) is located 255m east of Ockendon Grays Area II and III Landfill (HLU1062), a credible source of contamination. WS18004 is installed to 2.35m bgl with the response zone (0.50-2.60m bgl) falling within the London Clay Formation. The sample depths vary across the monitoring rounds from 0.77-2.45m bgl, the rounds where elevated TPH and BTEX were recorded correspond to shallower water depths. Other determinands which exceeded relevant GAC for groundwater were generally not reflected in soil leachate samples from WS18004 with the exception of copper, fluoride, selenium and sulphate.

5.8.7 Localised elevated concentrations of TPH and BTEX were recorded in shallow groundwater samples predominantly during the October 2020 sampling round for WS15002, WS16001, WS16005, WS16008 and WS16009. The response zone geology for these positions varies between position. Exploratory position WS15002 is not located within any credible sources of contamination but is located 358m downgradient of HLU1059 (infilled pond). The remaining exploratory holes are located in proximity to each other within 190m of credible source of contamination infilled pond (HLU1030) and approximately 875m east of Grange Farm Landfill (HLU1051). Several other exploratory locations within proximity to HLU1030 and HLU1051 recorded elevated TPH concentrations over one order of magnitude of the GAC.

5.8.8 Three exploratory positions BH14004, BH14008 and BH14012 located 23m 122m and 234m west respectively of credible source of contamination HLU0943 (Millers sand and gravel pits) recorded elevated TPH concentrations over one order of magnitude of the GAC generally recorded over several sampling visits. Sample depths obtained from BH14008 range from 4.00-5.00m bgl with the response zone within River Terrace Deposits. The response zone for BH14012 falls within the Lambeth Group with sample depths ranging between 8.41-17.00m bgl. The response zone for BH14004 bridges both the Lambeth Group and the Thanet Formation with collected sample depths ranging between 10.59-13.40m bgl. Several exceeding determinands in the groundwater results for BH14004, BH14008 and BH14012 were not reflected in the soil leachate analysis with the exception of hexavalent chromium, copper and zinc.

5.8.9 Although elevated concentrations were not observed in samples from all sampling rounds from exploratory holes, groundwater monitoring indicates deterioration of groundwater around the Package D area. During monitoring VOC sampling was undertaken with results generally low with only one result recording a concentration above 50ppm. WS16009 recorded a value of 641.90ppm during the October 2020 round, which correlates with the higher elevated TPH and BTEX concentrations in groundwater. There are no identifiable sources of TPH and BTEX in proximity to the exploratory positions and as such elevated concentrations may be a result of a localised plume from a spill or possibly attributed to Ockendon Grays Areas II and III landfill (HLU1062), infilled pond (HLU1030) and Grange Farm landfill (HLU1051). Although these exploratory positions are located beneath the proposed route alignment, given the end use of the site there will be negligible to no impact on site end users and likely short-term impacts on construction workers.

Uncontrolled when printed – Copyright © - 2022
National Highways Limited – all rights reserved

5.8.10 The two locations (OH20004 and OH20005) recording exceedances of relevant GAC for pesticides are located adjacent in the same parcel of agricultural land. The elevated concentrations for pesticides are only reported in one sample from each location and are not repeated over several sampling rounds, therefore it is likely these exceedances could be attributed to localised activity on the land. In addition both locations also recorded exceedances in the groundwater for metal, inorganic compounds, PAH, TPH and BTEX, with only some metal determinands exceeding GAC reflected in the soil leachate.

5.8.11 Exploratory position BH12018 which is located within Mobbs Farm, a credible source of contamination (HLU0972) recorded an exceedance of applicable GAC over one order of magnitude for cyanide total and cyanide complexes from four of the sampling visits. These exceedances could be attributed to localised activity on the land.

5.8.12 Several locations recorded exceedances of metals in both leachate and groundwater samples, however there were no elevated concentrations recorded in soil samples from corresponding locations. There is no groundwater data for the location where lead exceeded the relevant GAC in soil.

5.8.13 With the exception of elevated TPH and BTEX discussed above, as with the exceedances observed in leachate samples there is no discernible trend in where the exceedances were recorded.

5.8.14 As exceedances of applicable GAC for groundwater are generally widespread across the proposed route, similar to soil leachate, there does not appear to be any discernible spatial patterns or hotspots. Based on the presence of heavy metals and inorganic determinands generally within the same order of magnitude as the GAC and the location of exploratory positions with respect to credible sources of contamination, this suggests it is unlikely that the exceedances are indicative of a source of contamination and are likely a result of background concentrations. This is further supported by the absence of exceedances observed in soil samples collected from the positions.

5.8.15 Based on the discussion above, it is considered that generally the spatially widespread groundwater exceedances recorded during the monitoring programme are associated with diffused groundwater contamination and natural baseline quality. This excludes the localised higher elevations of TPH and BTEX from exploratory positions within agricultural land which are presumed to be associated with a localised discreet spill. Exceedances recorded within groundwater are not considered to warrant remediation to facilitate construction of the proposed route alignment. Any notable contamination encountered within groundwater during construction will be dealt by the implementation of standard protocols outlined in the REAC (GS001, GS016, GS017, GS026, GS028, and RDWE020).

5.9 Ground gas

5.9.1 Ground gas monitoring was undertaken at nine locations across the Package D area as part of the specification for the wider Project. A summary of the ground gas monitoring visits undertaken is provided in Table 3.5. The exploratory positions were installed principally to monitor groundwater so were not installed specifically for ground gas monitoring. There is not considered to be a high risk

Uncontrolled when printed – Copyright © - 2022
National Highways Limited – all rights reserved

from ground gases along the route alignment in the Package D area however results of the ground gas monitoring have been reviewed to understand where any potential risks could be located.

5.9.2 The Phase 1 ground investigation did not cover Package D, therefore no gas monitoring data has been obtained from this GI phase.

5.9.3 In line with the approaches outlined in the guidance documents Construction Industry Research and Information Association (CIRIA) Assessing Risks Posed by Hazardous Ground Gases to Buildings (C665) (CIRIA, 2007) and British Standard (BS) 8485: Code of Practice for the Design of Protective Measures for Methane and Carbon Dioxide Ground Gases for New Buildings (British Standards Institution, 2019), the monitoring results have been reviewed in the context of the CSM for the Package D area.

Sources of Ground Gas

5.9.4 Methane and carbon dioxide can originate from a variety of natural and anthropogenic sources. The main sources which can generate ground gases include organic or alluvial deposits, landfills, buried waste, made ground or contamination. Within the Package D area, the main sources which have the potential to generate ground gases include the list of identified credible sources below:

a. HLU0935 – Clay pit (within Order limits)

b. HLU0965 – Barrington's Farm (within study area)

c. HLU0943 – Millers sand and gravel pit landfill (within Order limits)

d. HLU0941 – Infilled gravel pit (within Order limits)

e. HLU1030 – Infilled pond (within Order limits)

f. HLU1031 – Infilled pond (within Order limits)

g. HLU1032 – Infilled pond (within Order limits)

h. HLU1038 – Infilled pond (within Order limits)

i. HLU1039 – Infilled pond (within study area)

j. HLU1040 – Infilled pond (within study area)

k. HLU1051 – Grange Farm Landfill (within Order limits)

l. HLU1055 – Flint Grit Pond Landfill (within Order limits)

m. HLU1056 – Infilled pond (within Order limits)

n. HLU1059 – Infilled pond (within Order limits)

o. HLU1062 – Ockendon Grays Area II and III Landfill (within Order limits)

p. HLU1110 – Groves Farm Landfill (within Order limits)

Uncontrolled when printed – Copyright © - 2022
National Highways Limited – all rights reserved

q. HLU1139 – Infilled gravel pit (within Order limits)

r. HLU1140 – Hall Farm Landfill (within Order limits)

s. HLU1116 – Infilled gravel pit (within Order limits)

t. HLU1150 – Baldwins Farm landfill (within Order limits)

u. HLU1159 – Stubbers Outdoor Pursuits Centre Landfill (within study area)

v. HLU1216 – Infilled pond (within Order limits)

w. HLU1219 – Infilled pond (within Order limits)

x. HLU1220 – Infilled pond (within Order limits)

y. HLU1238 – Infilled pond (within Order limits)

z. HLU1250 – Infilled pond (within Order limits)

aa. HLU1260 – Infilled pond (within Order limits)

bb. HLU1282 – Infilled pond (within Order limits)

cc. HLU1233 – Infilled pond (within Order limits)

dd. HLU12144 – Infilled pond (within study area)

5.9.5 The dates of filling and the location with respect to Order Limits and study area for the identified pits and landfills listed above are presented in Table 5.5.

Table 5.8 Summary of details for potential sources of ground gas

Source	HLU Number	Location with respect to Order Limits and study area	Approximate dates of filling	Additional details
Clay pit	HLU0935	Within Order Limits	1938-1955	
Millers sand and gravel pit landfill	HLU0943	Within Order Limits	1948-1965	Gravel pit excavated approximately 1938-1955
Infilled gravel pit	HLU0941	Within Order Limits	1955-1965	
Infilled pond	HLU1030	Within Order Limits	1965-1975	
Infilled pond	HLU1031	Within Order Limits	1965-1975	

Uncontrolled when printed – Copyright © - 2022
National Highways Limited – all rights reserved

Source	HLU Number	Location with respect to Order Limits and study area	Approximate dates of filling	Additional details
Infilled pond	HLU1032	Within Order Limits	1965-1975	
Infilled pond	HLU1038	Within Order Limits	1965-1975	
Infilled pond	HLU1039	Within study area	1965-1975	
Infilled pond	HLU1040	Within study area	1965-1975	
Infilled pond	HLU1056	Within Order Limits	1898-1921	
Infilled pond	HLU1059	Within Order Limits	1965-1975	
Grange Farm Landfill	HLU1051	Within Order Limits	1974-1990	Industrial, commercial and household waste
Flint Grit Pond	HLU1055	Within Order Limits	1975-1985	Co-disposal landfill now closed
Ockendon Grays Areas II & III Landfill	HLU1062	Within Order Limits	1974-present	Active Veolia non-hazardous and inert landfill
Groves Farm landfill	HLU1110	Within Order Limits	1972-1978	Industrial, commercial and household waste
Infilled Gravel Pit	HLU1139	Within Order Limits	Pre 1954	Small gravel pit 1895-1938
Hall Farm Landfill	HLU1140	Within Order Limits	1959-1984	Industrial, commercial and household waste
Infilled gravel pit	HLU1116	Within Order Limits	1954-1967	
Baldwins Farm Landfill	HLU1150	Within Order Limits	Closed by 1990	Domestic and commercial waste
Stubbers Outdoor Pursuits Centre Landfill	HLU1159	Within study area	1979-1980	Inert and industrial waste
Infilled pond	HLU1216	Within Order Limits	1967-1975	
Infilled pond	HLU1219	Within Order Limits	1972-1977	
Infilled pond	HLU1220	Within Order Limits	1967-1975	

Uncontrolled when printed – Copyright © - 2022
National Highways Limited – all rights reserved

Source	HLU Number	Location with respect to Order Limits and study area	Approximate dates of filling	Additional details
Infilled pond	HLU1238	Within Order Limits	1958-1963	
Infilled pond	HLU1250	Within Order Limits	1967-1975	
Infilled pond	HLU1260	Within Order Limits	1958-1960	
Infilled pond	HLU1282	Within Order Limits	1963-1967	
Infilled pond	HLU1233	Within Order Limits	1975-1988	
Infilled ponds	HLU12114	Within study area	1939-1958	

5.9.6 Based on the Ground Gas Handbook (Wilson et al., 2009) areas of infilled land which are around 50 years in age are considered to be past the peak of ground gas generation. With this in mind, Millers sand and gravel pit landfill (HLU0943) and several potentially infilled pits and ponds (HLU0935, HLU0941, HLU1030, HLU1031, HLU1032, HLU1038, HLU1039, HLU1040, HLU1056, HLU1059, HLU1139, HLU1116, HLU1216, HLU1220, HLU1238, HLU1250, HLU1260, HLU1282 and HLU12114) are unlikely to be generating sustained ground gases.

5.9.7 Made ground was encountered in 12 locations spread across Package D, at thicknesses between 0.30m and 0.90m, one of these locations was monitored for ground gas (OH19001). The made ground encountered to 0.30m in exploratory position OH19001 was described as slightly sandy gravelly clay. The sand is described as fine to coarse and the gravel is noted as comprising fine to coarse flint and red brick fragments. The made ground is not associated with any of the identified credible sources of contamination.

5.9.8 Of the nine locations monitored for gas, alluvial deposits were encountered in four locations (OH19001, WS16009, WS16010 and WS17006) at thicknesses between 1.20m and 1.95m. The material is generally described as gravelly sandy clay. In WS16009, WS16010 and WS17006 occasional pockets of organic material and pseudo fibrous peat were also noted within the exploratory hole records suggesting that these locations have a higher potential to generate ground gases. None of the locations are positioned within an identified credible source of contamination although, OH19001 is in proximity to the main works construction area and WS16009, WS16010 and WS17006 are located within an area of proposed flood alleviation measure.

5.9.9 The remaining five locations monitored for ground gas did not encounter made ground or alluvium and are not associated with any identified credible sources of contamination.

Uncontrolled when printed – Copyright © - 2022
National Highways Limited – all rights reserved

Pathways for Ground Gas

5.9.10 The main pathway for ground gas migration is the unsaturated zone. As detailed in the Hydrogeological Risk Assessment report (Application Document 6.3, Appendix 14.5) groundwater conditions vary over the Package D area. North of the A13 the hydrogeology is dominated by the Essex Gravels (Mardyke and River Terrace Deposits) and Head Deposits. The Chalk aquifer and overlying basal sands are confined by thick London Clay Formation (unproductive strata) towards the M25. As the Chalk aquifer is deeply confined by the London Clay Formation, hydraulic connection to shallow ground is minimised. Based on the geology the unsaturated zone is generally situated within the superficial deposits

5.9.11 Based on the logs from the exploratory locations installed as part of the Phase 2 ground investigation, the geology which was encountered in Package D generally comprised Topsoil overlying Alluvium, Head Deposits, River Terrace Deposits, London Clay, Harwich Formation, Lambeth Group Formation and Thanet Formation. Twelve locations encountered made ground to thicknesses of 0.30m and 0.90m.

5.9.12 The main pathway for ground gases to migrate would be vertically through the unsaturated superficial deposits, although if a sufficient source of ground gases were present this could lead to some potential limited horizontal migration. Where the sources of potential ground gas are located off the main route alignment away from main construction activities, any ground gases which are generated would need to migrate horizontally to present a risk.

5.9.13 Intrusive utility works proposed within the Package D area may create preferential pathways for ground gases to migrate through the creation of service trenches within identified sources of potential contamination. The sources that have potential to generate ground gases where intrusive utility works are proposed within the HLU boundary include:

a. Clay pit (HLU0935)

b. Millers Sand and Gravel Pit Landfill (HLU0943)

c. Infilled Gravel Pit (HLU0941)

d. Grange Farm Landfill (HLU1051)

e. Ockendon Grays Area II and III Landfill (HLU1062)

f. Infilled pond (HLU1219)

g. Infilled pond (HLU1238)

h. Infilled pond (HLU1260)

i. Infilled Pond (HLU1233)

Uncontrolled when printed – Copyright © - 2022
National Highways Limited – all rights reserved

Receptors

5.9.14 There are no built structures proposed within the Package D section of the route so areas where potential ground gases could accumulate are limited to utilities corridors and manhole chambers. Where intrusive utility works are proposed this may require confined space working, as such those involved in this work are the main receptors for ground gas in Package D.

5.9.15 The risks associated with such work would be managed under the health and safety regulations for the Project. Mitigation measures to reduce the risk of ground gases accumulating is detailed within the Remediation Options Appraisal and Outline Remediation Strategy report (Application Document 6.3, Appendix 10.11).

Ground gas results

5.9.16 A summary of the ground gas monitoring undertaken at all nine locations is provided in Annex D-G. As part of each round of monitoring, methane, carbon dioxide, oxygen, carbon monoxide and hydrogen sulphide were measures and recorded. The concentration of volatile organic compounds (VOCs) is the headspace of the monitoring wells have also been recorded.

5.9.17 A generic screening of the methane and carbon dioxide results has been carried out against a 1% v/v methane and 5% v/v carbon dioxide threshold. In addition the hydrogen sulphide and carbon monoxide results have been screened directly against long-term workplace exposure limits of 5ppm and 30ppmm respectively. This is in line with the guidance from Construction Industry Research and Information Association (CIRIA) Assessing Risks Posed by Hazardous Ground Gases to Buildings (C665) (CIRIA, 2007) and British Standard (BS) 8485: Code of Practice for the Design of Protective Measures for Methane and Carbon Dioxide Ground Gases for New Buildings (British Standards Institution, 2019).

5.9.18 Monitoring data from flooded wells (where groundwater has been recorded above the top of the response zone) has been eliminated from the ground gas risk assessment. Gas standpipes with flooded response zones can exhibit measurements of elevated methane or carbon dioxide due to dissolved gases or presence of biodegradable material in the groundwater (British Standards Institution, 2013).

5.9.19 Furthermore, any peak flow recorded is likely to be due to a build-up of pressure caused by rising water trapping the gas within the solid section of the pipe, known as the piston effect (British Standards Institution, 2013). Consequently, ground gas data from flooded wells are not considered representative of the ground gas regime of the surrounding ground conditions.

5.9.20 As a result of eliminating flooded wells which are not characteristic of gas flow, two ground gas monitoring locations have been assessed (BH14017 and WS16008).

Methane

5.9.21 The screening criteria for methane (1% v/v) was not exceeded in either of the monitoring locations.

Uncontrolled when printed – Copyright © - 2022
National Highways Limited – all rights reserved

5.9.22 Methane concentrations were not recorded above monitoring instrument detection limits within BH14017 and WS16008.

Carbon dioxide

5.9.23 The screening criteria for carbon dioxide (5% v/v) was exceeded in one location (BH14017) during one of eight monitoring visits with a maximum steady state concentration of 8.2% v/v being recorded. Within the sample exploratory location, on two monitoring visits an elevated concentration of 5% v/v equaling the screening criteria was recorded. The location of this exploratory hole is provided in Plate 5.4.

5.9.24 The steady state flow rate recorded at the same time as the elevated carbon dioxide reading was below the detection limit. Gas flow rates recorded in BH14017 were generally below detection limit with a maximum steady state flow reading of 7.80 l/h recorded during the same round a carbon dioxide concentration of 5 %v/v was recorded. Elevated flow rates could be considered to be associated with artificial conditions within the monitoring wells, rather than credible ground gas sources.

Uncontrolled when printed – Copyright © - 2022
National Highways Limited – all rights reserved

Plate 5.4 Location of gas monitoring points with carbon dioxide exceedances

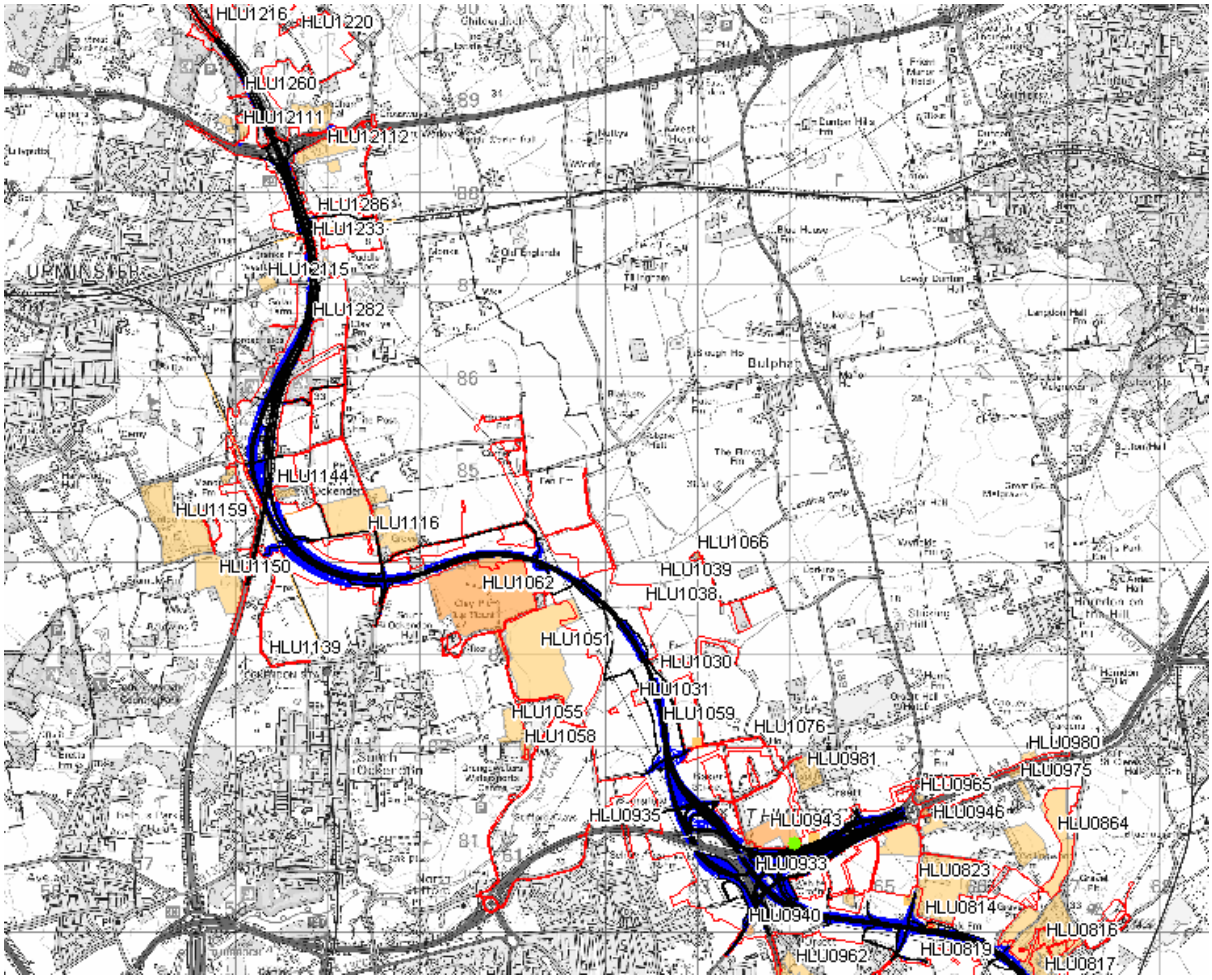

Key

Route alignment – earthworks

Route alignment – highway alignment

Order Limits

Sample exceedance

High risk rating HLU

Medium risk rating HLU

Low risk rating HLU

N

Scale 1km

Risk ratings obtained from the Preliminary Risk Assessment Report (Application Document 6.3, Appendix 10.6)

Base map copyright: Contains Ordnance Survey data. © Crown copyright and database rights 2022. Ordnance Survey 100030649

Uncontrolled when printed – Copyright © - 2022
National Highways Limited – all rights reserved

5.9.25 The exploratory log for BH14017 recorded topsoil to 0.30m overlying River Terrace Deposits (0.30m – 5.40m) and Thanet Formation (5.40m – 10.15m). The response zone screens the River Terrace Deposits and part of the Thanet Formation.

5.9.26 BH14017 is located approximately 14m south of Millers sand and gravel pit landfill, a credible source of contamination (HLU0943). The concentrations may be attributed to this source, however, given that the location only recorded one concentration above the 5% v/v screening threshold over eight rounds suggests that the landfill is unlikely to be generating unacceptable levels of ground gas that are migrating towards the construction area.

Other gases

5.9.27 Carbon monoxide and hydrogen sulphide concentrations were not recorded above monitoring instrument detection limits within BH14017 and WS16008.

Depleted oxygen

5.9.28 Steady state oxygen concentrations below 17% v/v were recorded during four monitoring visits of eight in BH14017. Depleted oxygen concentrations range from 13.70% v/v to 14.70% v/v in this location. The reduction in oxygen concentrations within the monitoring well suggests aerobic biodegradation of organic materials was taking place around the time of monitoring. Within confined spaces, the reduction in oxygen concentrations and increases in other gas (e.g., nitrogen) can lead to asphyxiation (British Standards Institution, 2019).

5.9.29 Asphyxiation risks to construction workers or operational staff, associated with depleted oxygen in confined utility spaces, will be dealt with by the contractor. The ground gas regime across the Project and especially in close proximity to landfill sites would be investigated to inform a design of enclosed and confined spaces (e.g. service ducts/boxes) to reduce the risk to human health (asphyxiation) and buildings or structures (explosion). No confined spaces associated with the Project would be accessible to the public (REAC item GS018).

Volatile Organic Compounds

5.9.30 The concentration of VOCs within the monitoring well pipe was also measured using a photo ionization detector (PID). A total of 38 PID readings were recorded over the monitoring rounds, nine of which were recorded from wells that were not flooded. Of these, the highest reading was 4.60 parts per million (ppm), which was recorded at WS16008 on 27 November 2020.

5.9.31 Based on the results collected, VOCs do not present a risk within Package D.

Summary

5.9.32 A review of the ground gas conceptual site model and the available ground gas data suggests that there is a low risk from ground gases within Package D.

5.9.33 Although elevated concentrations of carbon dioxide have been recorded at BH14017 within Package D, concentrations have not been repeated over the rounds of monitoring undertaken at the location (eight rounds in total). BH14017 is located approximately 14m south of the former Millers Sand and Gravel Pits

Uncontrolled when printed – Copyright © - 2022
National Highways Limited – all rights reserved

Landfill (HLU0943), a credible source of contamination which lists hazardous gases as a potential contaminant of concern.

5.9.34 As flow rates range from negligible to 7.80 l/h at BH14017 it is likely that ground gas at this location represents a static source or are associated with artificial conditions within the monitoring wells, rather than credible ground gas sources. The elevated concentrations of carbon dioxide have not been repeated suggesting there is unlikely to be generating sustained volumes of ground gas at this location. The elevated concentrations may be attributed to the credible source, however, given that the location only recorded one concentration above the 5% v/v screening threshold suggests that the landfill is unlikely to be generating unacceptable levels of ground gas that are migrating towards the construction area.

5.9.35 Given that intrusive utility works are planned in proximity to this area, mitigation measures as outlined in the REAC (specifically GS018) will be required in this area.

5.9.36 Although there is limited gas data and residual uncertainties, ground gas across the Package D area is generally low-risk given the lack of receptors other than proposed utility works and therefore could be adequately managed through general ground gas mitigation measures as outlined in the REAC (GS018).

5.9.37 As the exploratory positions installed across the Package D area were not specifically designed for ground gas monitoring there is uncertainty in relation to the concentrations of ground gas recorded during the monitoring. However, as there are no built structures proposed within Package D there is limited risk to potential receptors in the area.

Uncontrolled when printed – Copyright © - 2022
National Highways Limited – all rights reserved

6 Refined Conceptual Site Model

6.1.1 Further to the assessment presented herein, the CSM for Package D has been refined. An updated version of the risk assessment presented in Annex 3 Part D of the PRA Report has been completed which has re-examined the severity and likelihood of the sources initially identified. This assessment has been provided in Annex D-A of this Report.

6.1.2 The updated outcomes from the risk assessment take into consideration the findings of the quantitative risk assessment undertaken within this report and the construction works / design proposals for the scheme within the Package D area.

6.1.3 The refined CSM has identified two medium risk sites and 54 low-risk sites. There are no high-risk sites identified within Package D.

6.1.4 Low-risk sites are where an unacceptable risk requiring further assessment has not been identified. Taking into account the proposed construction works and design proposals for the Project, of the 54 low risk sites identified within Package D, 25 have been assessed as needing no further consideration. For the remaining low risk sites, it is considered that for these sources, the measures secured within the Code of Construction Practice and REAC (Application Document 6.3) would be sufficient to manage any risks present.

6.1.5 Where sites are considered to be a medium risk, a residual risk remains which would require further consideration at the construction phase of the Project as detailed within the assessment in Annex D-A.

6.1.6 For Package D, the two sites which have been assigned a medium rating are Ockendon Grays Areas II and III Landfill (HLU1062) and potential asbestos containing irrigation pipes at Hall Farm (HLU1151). Ockendon Grays Areas II and III Landfill has remained a medium risk due to the absence of exploratory positions within the landfill. Given the proposed intrusive works cross part of the landfill, the potential source may be disturbed by proposed construction and as such a pathway may be created. A residual risk remains which would require further assessment and/or remedial works to be considered. The commitment for this requirement is made in the REAC (GS001, GS027 (if required) and GS028).

6.1.7 At Hall Farm, potential asbestos containing irrigation pipes are located beneath the proposed main route alignment and a proposed main works construction area. Given that the presence and composition of these suspected asbestos containing material irrigation pipes has not been investigated, a residual risk therefore remains which would require further assessment and likely removal by a specialist contractor. The commitment for this requirement is made in the REAC (GS001, GS027 (if required) and GS028).

6.1.8 The ground investigation has not indicated the presence of any unacceptable risks at the remaining 54 sites within Package D so the risk ratings for these sites has been reduced to low. Where sites are considered to be low risk, they take into consideration the mitigation measure commitments outlined within the REAC, such as environmental obligations along with standard construction approaches and actions that would be implemented during the construction and

Uncontrolled when printed – Copyright © - 2022
National Highways Limited – all rights reserved

operational phases of the Project. The commitment for these requirements are made in the CoCP and REAC, including the specific requirements of GS028, GS006 and GS018.

Uncontrolled when printed – Copyright © - 2022
National Highways Limited – all rights reserved

7 Limitations analysis

7.1.1 There are uncertainties associated with the groundwater sampling and filtering methodology used, so the assessment has adopted a conservative approach by comparing the maximum filtered or unfiltered concentration of each determinand to the applicable GAC. Therefore, the risk assessment is considered robust in relation to evaluation of the risks arising from potential groundwater contamination which may exist within the Package D area.

7.1.2 The laboratory MDL for several determinands in soil leachate and groundwater samples is higher than the freshwater EQS (but below the DWS). Elevated MDLs which also exceed the applicable GAC have been recorded. These results are not considered to reduce the reliability of the assessment, as the remaining soil and groundwater samples do not have elevated MDL and meet the GAC or provide a more direct representation of the presence of source contamination (where concentrations exceed the GAC). If gross contamination were present, it is to be expected that this would be measured at detectable concentrations or observed during sampling activities. No contamination has been identified to date that cannot be managed using standard remediation/risk management practices.

7.1.3 There may be a degree of variability in environmental conditions between exploratory locations along the Project route. Therefore, it is not possible to fully delineate the extent or severity of potential contamination risk. It should also be noted that Ockendon Grays Areas II and III Landfill (HLU1062) and potential asbestos containing irrigation pipes at Hall Farm (HLU1151) which were identified as a credible source of contamination has not been investigated as part of the Phase 2 ground investigation. As a residual risk remains these sources would require further assessment and/or remedial works to be considered prior to construction works commencing.

7.1.4 The exploratory positions which were monitored for ground gases were not installed specifically for ground gas monitoring and as such many of the response zones were flooded. This has led to uncertainty around the concentrations of ground gases which were recorded across the Package D area. As there are limited receptors or built structures proposed within Package D the overall ground gas risk is low and any residual risks could be adequately mitigated through general measures as detailed in the REAC (GS018).

7.1.5 The assessment has not considered waste classification.

Uncontrolled when printed – Copyright © - 2022
National Highways Limited – all rights reserved

8 Conclusions

8.1.1 The objective of this report was to carry out a GQRA of the data collected as part of the Phase 2 ground investigation and long-term monitoring for the Package D area. The report aimed to use the environmental data presented to highlight key risks relating to soil, soil leachate and groundwater contamination as well as ground gas. This GQRA has been undertaken in the early stages of the LCRM process, and therefore a precautionary approach has been adopted.

Summary of analysis

8.1.2 Of the 235 soil samples analysed from 83 locations, one sample from CT17009A at a depth of 0.05m recorded an exceedance against the GAC for lead. Based on the assessment of soil samples, there is not considered to be an unacceptable risk to human health receptors from contamination within the Package D area.

8.1.3 Soil leachate analysis was undertaken on 230 samples from 83 locations. Of these 219 samples recorded exceedances against applicable GAC, 19 were collected from made ground with the remaining 200 collected from natural material.

8.1.4 Given the widespread of contaminant concentrations exceeding GAC in both made ground and natural samples across the proposed route, there does not appear to be any discernible spatial patterns or hotspots. The recorded exceedances are likely to reflect background concentrations based on the lack of any anthropogenic materials within samples, the positions of the exploratory positions predominantly within agricultural land and the lack of corresponding soil samples recording exceedances.

A total of 193 groundwater samples were collected and analysed from 32 locations across the Package D area. Of those samples, 191 recorded exceedances against relevant GAC for determinands. The majority of exceedances fall within one order of magnitude of the GAC. The exceedances have been recorded across several strata and across several monitoring rounds across the Package D area. Given the lack of any soil samples recording exceedances at the same locations, it is likely that the concentrations recorded are reflective of background natural baseline conditions. It is possible that elevated concentrations of TPH and BTEX may be a result of migration from an off-site source or possibly attributed to HLU1062 (Ockendon Grays Area II and III Landfill), HLU1030 (infilled pond), HLU1051 (Grange Farm Landfill) and HLU0943 (Millers sand and gravel pits). There is not considered to be an unacceptable risk posed to Controlled Waters from contamination within the Package D area.

8.1.5 The assessment of the ground gas data has not identified a significant risk posed by ground gas across the Package D area. Following the removal of data from flooded monitoring wells, ground gas concentrations for methane, hydrogen sulphide and carbon monoxide were not detected above monitoring instrument detection limits. One exceedance of the screening criteria for carbon dioxide was recorded in BH14017 on one monitoring round of eight. Flow rates recorded within BH14017 range from negligible to 7.80 l/h flow rates are

Uncontrolled when printed – Copyright © - 2022
National Highways Limited – all rights reserved

considered to be associated with artificial conditions within the monitoring wells, rather than credible ground gas sources.

Refinement of CSM

8.1.6 The data has enabled the key potential risks to be identified and has been used to refine the preliminary risk assessment undertaken in the PRA Report. The refined CSM has identified two medium risk sites and 54 low-risk sites. There are no high-risk sites identified within Package D.

8.1.7 Low-risk sites are where an unacceptable risk requiring further assessment has not been identified. Taking into account the proposed construction works and design proposals for the Project, of the 54 low risk sites identified within Package A, 25 have been assessed as needing no further consideration. For the remaining low risk sites, the assessment takes into consideration the mitigation measure commitments outlined within the REAC, such as environmental obligations along with standard construction approaches and actions that would be implemented during the construction and operational phases of the Project. The commitment for these requirements are made in the COCP and REAC, including the specific requirements of GS028, GS006 and GS018.

8.1.8 Where sites are considered to be a medium risk, a residual risk remains which would require further consideration at the construction phase of the Project as detailed within the assessment in Annex D-A. The commitment for this requirement is made in the REAC (GS001 and if required, GS027).

8.1.9 This assessment is presented in the Generic Quantitative Risk Assessment table in Annex D-A

8.1.10 For Package D, the two sites which have been assigned a medium rating are Ockendon Grays Areas II and III Landfill (HLU1062) and potential asbestos containing irrigation pipes at Hall Farm (HLU1151). Ockendon Grays Areas II and III Landfill has remained a medium risk due to the absence of exploratory positions within the landfill. Given the proposed intrusive works cross part of the site, the potential source may be disturbed by proposed construction and as such a pathway may be created. A residual risk remains which would require further assessment and/or remedial works to be considered. The commitment for this requirement is made in the REAC (GS001, GS027 (if required) and GS028).

8.1.11 At Hall Farm, potential asbestos containing irrigation pipes are located beneath the proposed main route alignment and a proposed main works construction area. Given that the presence and composition of these suspected asbestos containing material irrigation pipes has not been investigated, a residual risk therefore remains which would require further assessment and likely removal by a specialist contractor. The commitment for this requirement is made in the REAC (GS001, GS027 (if required) and GS028).

8.1.12 There is not considered to be a high sensitivity from ground gases within Package D due to the absence of built structures and potential receptors proposed in this section. Monitoring was undertaken as part of the wider specification for the Project. As the exploratory positions were not installed specifically for ground gas monitoring there is uncertainty associated with the

Uncontrolled when printed – Copyright © - 2022
National Highways Limited – all rights reserved

concentrations recorded. There are limited receptors in the Package D area and as such the risk is considered to be low. The concentrations recorded would be adequately managed through the procedures outlined in the REAC (specifically GS018) so do not pose an unacceptable risk to the Project.

8.1.13 Whilst exceedances have been recorded in both soil leachate and groundwater samples, the lack of exceedances observed in soil samples suggests that there is no particular contaminative source which attributes to these concentrations and are likely to reflect baseline background conditions and there is not an unacceptable risk present to controlled waters within the Package D area.

8.1.14 The assessment herein has shown that whilst there are credible sources of contamination identified in Package D, the route alignment is not grossly contaminated and risks identified can be managed by taking into account the standard construction procedures and protocols and the measures secured within the Code of Construction Practice and REAC (Application Document 6.3).

8.1.15 The Contractors would complete further ground investigations prior to construction to inform the detailed design of the Project and where supplementary investigation is required to assess residual contamination risks. The Contractors would provide ground investigation method statements for acceptance of National Highways in consultation with the Environment Agency prior to commencement of the works. The commitment for this requirement is made in the REAC (GS001).

8.1.16 The additional data will be used to help further refine the CSM as presented in the Preliminary Risk Assessment Report (Application Document 6.3, Appendix 10.6) and the Revised Risk Assessment table within Annex D-A of this report.

8.1.17 After appropriate assessment and where unacceptable risks are identified, the Contractors would develop proposals for site-specific remediation strategies and implementation plans in consultation with the relevant local authority and Environment Agency prior to implementation. The Contractors would have regard to the Remediation Options Appraisal and Outline Remediation Strategy (Application Document 6.3, Appendix 10.11), which identifies techniques that could be implemented by the Contractors for the remediation of contamination. The commitment for this requirement is made in the REAC (GS027).

Uncontrolled when printed – Copyright © - 2022
National Highways Limited – all rights reserved

References

British Standards Institution (2013). BS 8576:2013: Guidance on investigation for ground – permanent gases and volatile organic compounds (VOCs). London: British Standards Institution

British Standards Institution (2017). BS 10175:2011+A2:2017: Investigation of potentially contaminated sites. Code of practice. London: British Standards Institution.

British Standards Institution (2019). BS 8485:2015+A1:2019: Code of practice for the design of protective measures for methane and carbon dioxide ground gases for new buildings. London: British Standards Institution.

Construction Industry Research and Information Association (CIRIA) (2007). Assessing risks posed by hazardous ground gases to buildings (C665). London: CIRIA.

Contaminated Land: Applications in Real Environments (CL:AIRE) (2014). SP1010 – Development of Category 4 Screening Levels for Assessment of Land Affected by Contamination. Accessed December 2020. http://randd.defra.gov.uk/Default.aspx?Module=More&Location=None&ProjectID=18341

Environment Agency (2021). Land Contamination: Risk Management. Accessed August 2022. https://www.gov.uk/guidance/land-contamination-how-to-manage-the-risks.

Nathanail, C.P., McCaffrey, C., Gillett, A.G., Ogden, R.C. and Nathanail, J.F. (2015). The LQM/CIEH S4ULs for Human Health Risk Assessment. Nottingham: Land Quality Press. Copyright Land Quality Management Limited reproduced with permission; Publication Number S4UL3223. All rights reserved.

NHBC and Environment Agency (2008). Guidance for the Safe Development of Housing on Land Affected by Contamination. Research & Development Publication 66.

Perfect Circle (2020). Land Based Works - Phase 2A Area 2 Package D Factual Report on Ground Investigation (Ref: HE540039-PCI-GEN-GEN-REP-GEO-00046). London: Perfect Circle.

The Water Environment (Water Framework Directive) (England and Wales) Regulations 2017. Accessed May 2020. https://www.legislation.gov.uk/uksi/2017/407/contents/made

The Water Supply (Water Quality) Regulations 2016. Accessed May 2020. http://www.legislation.gov.uk/uksi/2016/614/pdfs/uksi_20160614_en.pdf

Uncontrolled when printed – Copyright © - 2022
National Highways Limited – all rights reserved

Figures

Uncontrolled when printed – Copyright © - 2022
National Highways Limited – all rights reserved

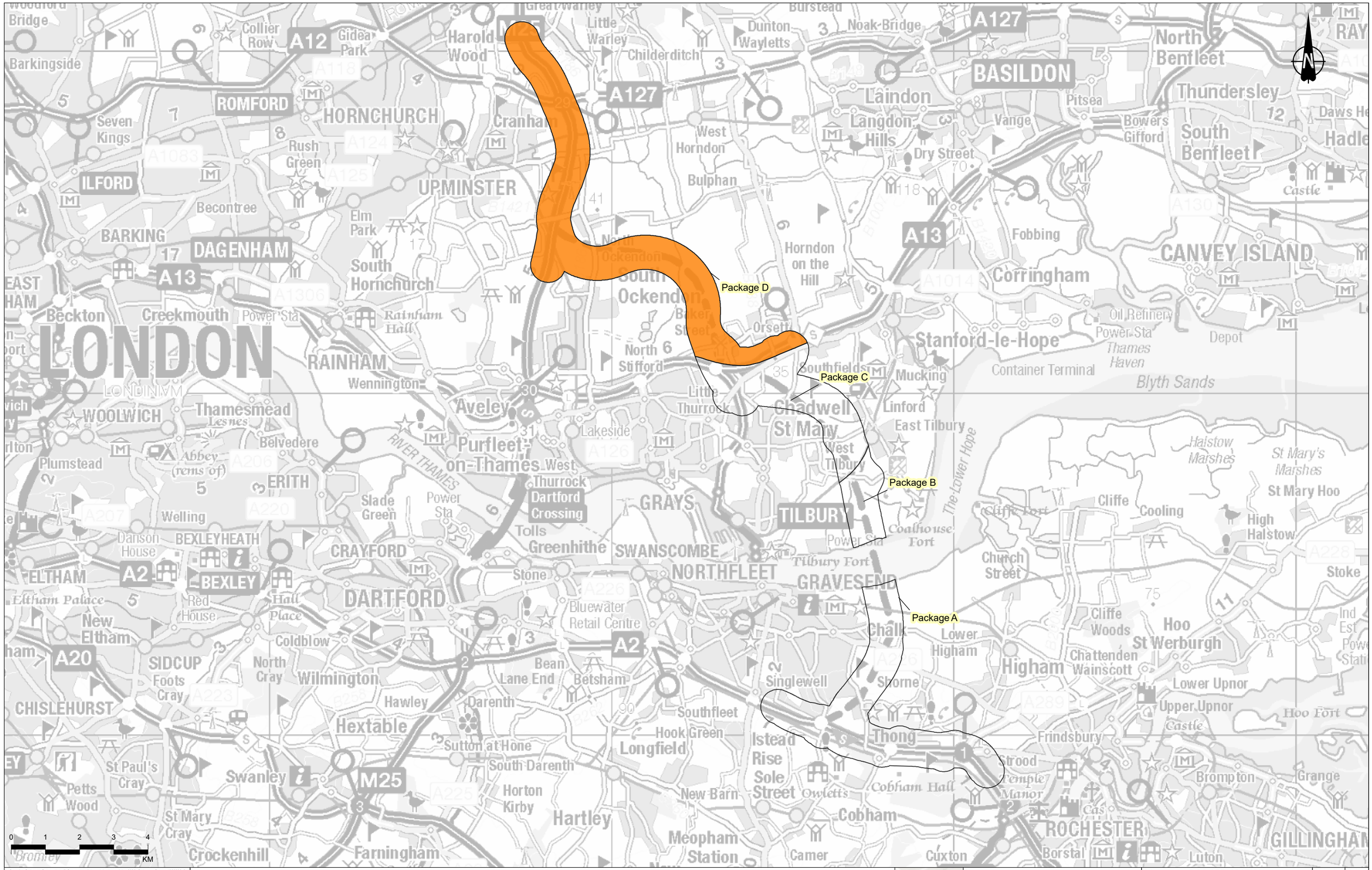

Contains Ordnance Survey data. © Crown copyright and database rights 2022. Ordnance Survey 100030649

Notes:

All dimensions are in metres unless otherwise stated.

Legend

- Phase 2 Ground Investigation Packages
- Package D

Rev	Status	Rev. Date	Purpose of revision	Drawn	Chck'd	Apprv'd
P01	S8	06/10/2022	DCO Application	SW	BP	TW

Client: national highways

Project: LOWER THAMES CROSSING

Status	DCO APPLICATION
Original Size	A3
Revision	P01
Application Document Number	TR010032/APP/6.3
Scale	1:100,000

Drawing Title: Figure A: Phase 2 Ground Investigation Packages

Drawing Number: HE540039-CJV-GEN-GEN-MAP-GEO-00207

Z:\Environment\Environmental Statement\10. Geology and Soils\Appendix 10.9new\HE540039-CJV-GEN-GEN-MAP-GEO-00201.aprx

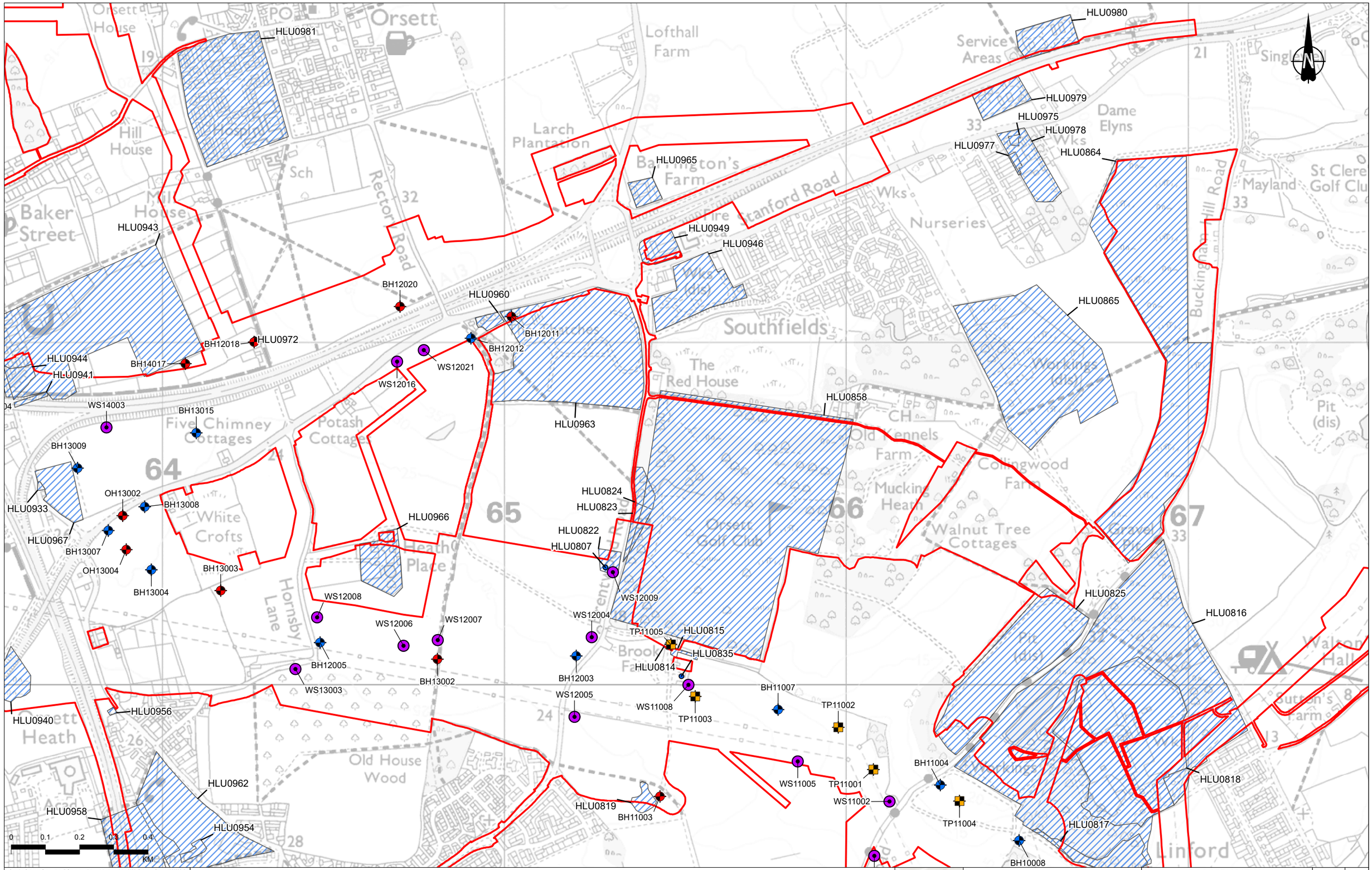

Contains Ordnance Survey data. © Crown copyright and database rights 2022. Ordnance Survey 100030649

Legend

- Order Limits
- Credible Contaminant Source
- Credible Contaminant Source
- Cable Percussion
- Cable Percussion / Rotary Core
- Dynamic Sample / Rotary Core
- Surface Water Sample
- Trial Pit
- Window/Windowless Sample
- Windowless Sample / Rotary Core

Rev	Status	Rev. Date	Purpose of revision	Drawn	Chck'd	Apprv'd
P01	S8	06/10/2022	DCO Application	SW	SC	CR

Client: national highways

Project: LOWER THAMES CROSSING

Status	DCO APPLICATION
Original Size	A3
Revision	P01
Application Document Number	TR010032/APP/6.3
Scale	1:10,000

Drawing Title: Figure B: Phase 2 Ground Investigation - Package D Exploratory Hole Locations and Credible Contaminant Sources

Drawing Number: HE540039-CJV-GEN-GEN-MAP-GEO-00208

Z:\Environment\Environmental Statement\10. Geology and Soils\Appendix 10.9new\HE540039-CJV-GEN-GEN-MAP-GEO-00202.aprx

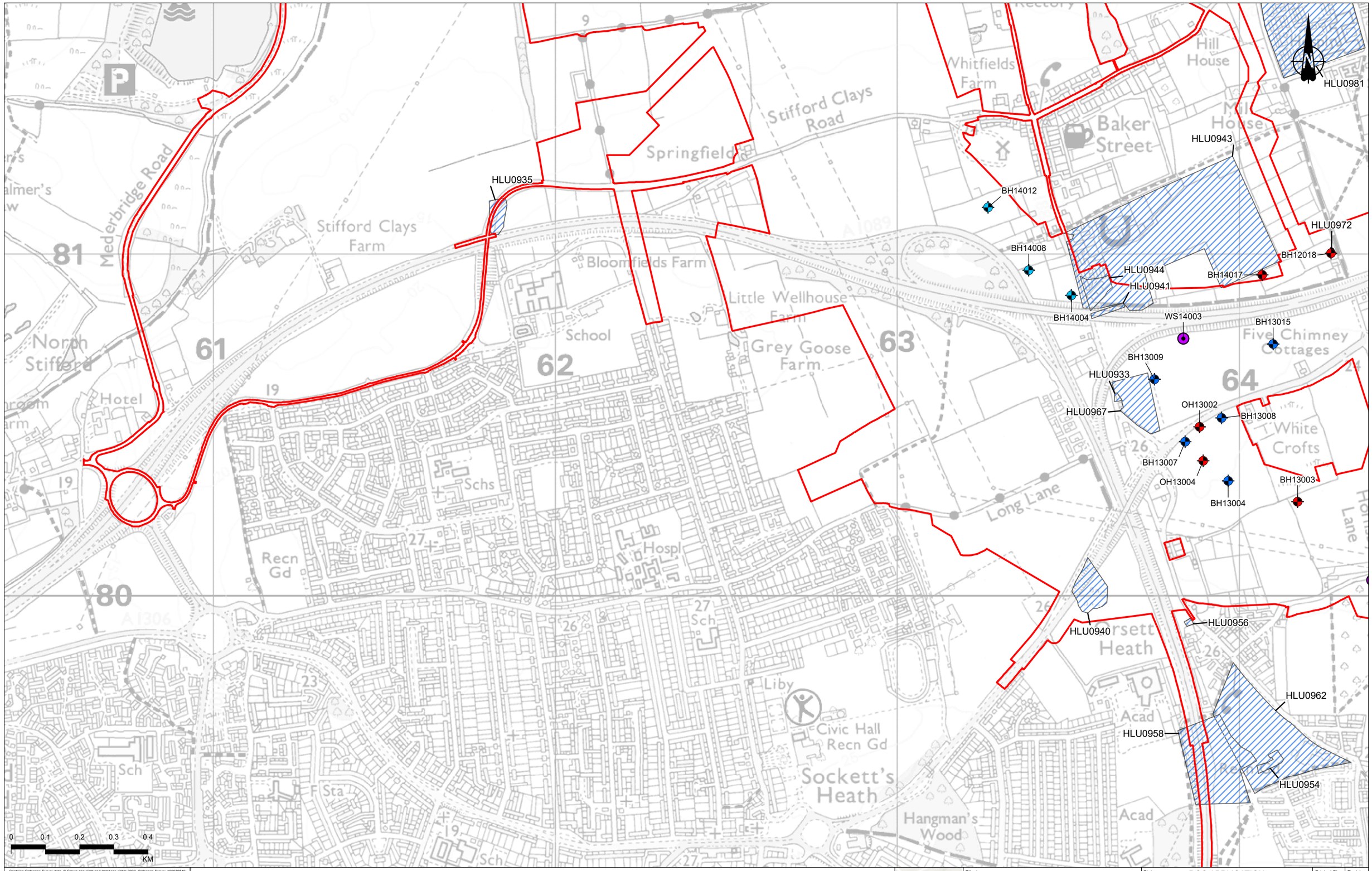

Contains Ordnance Survey data. © Crown copyright and database rights 2022. Ordnance Survey 100030649

Legend

- Order Limits
- Credible Contaminant Source
- Credible Contaminant Source
- Cable Percussion
- Cable Percussion / Rotary Core
- Dynamic Sample / Rotary Core
- Surface Water Sample
- Trial Pit
- Window/Windowless Sample
- Windowless Sample / Rotary Core

Rev	Status	Rev. Date	Purpose of revision	Drawn	Chck'd	Apprv'd
P01	S8	06/10/2022	DCO Application	SW	SC	CR

Client: national highways

Project: LOWER THAMES CROSSING

Status: DCO APPLICATION

Original Size: A3

Revision: P01

Application Document Number: TR010032/APP/6.3

Scale: 1:10,000

Drawing Title: Figure B: Phase 2 Ground Investigation - Package D Exploratory Hole Locations and Credible Contaminant Sources

Drawing Number: HE540039-CJV-GEN-GEN-MAP-GEO-00208

Z:\Environment\Environmental Statement\10. Geology and Soils\Appendix 10.9new\HE540039-CJV-GEN-GEN-MAP-GEO-00202.aprx

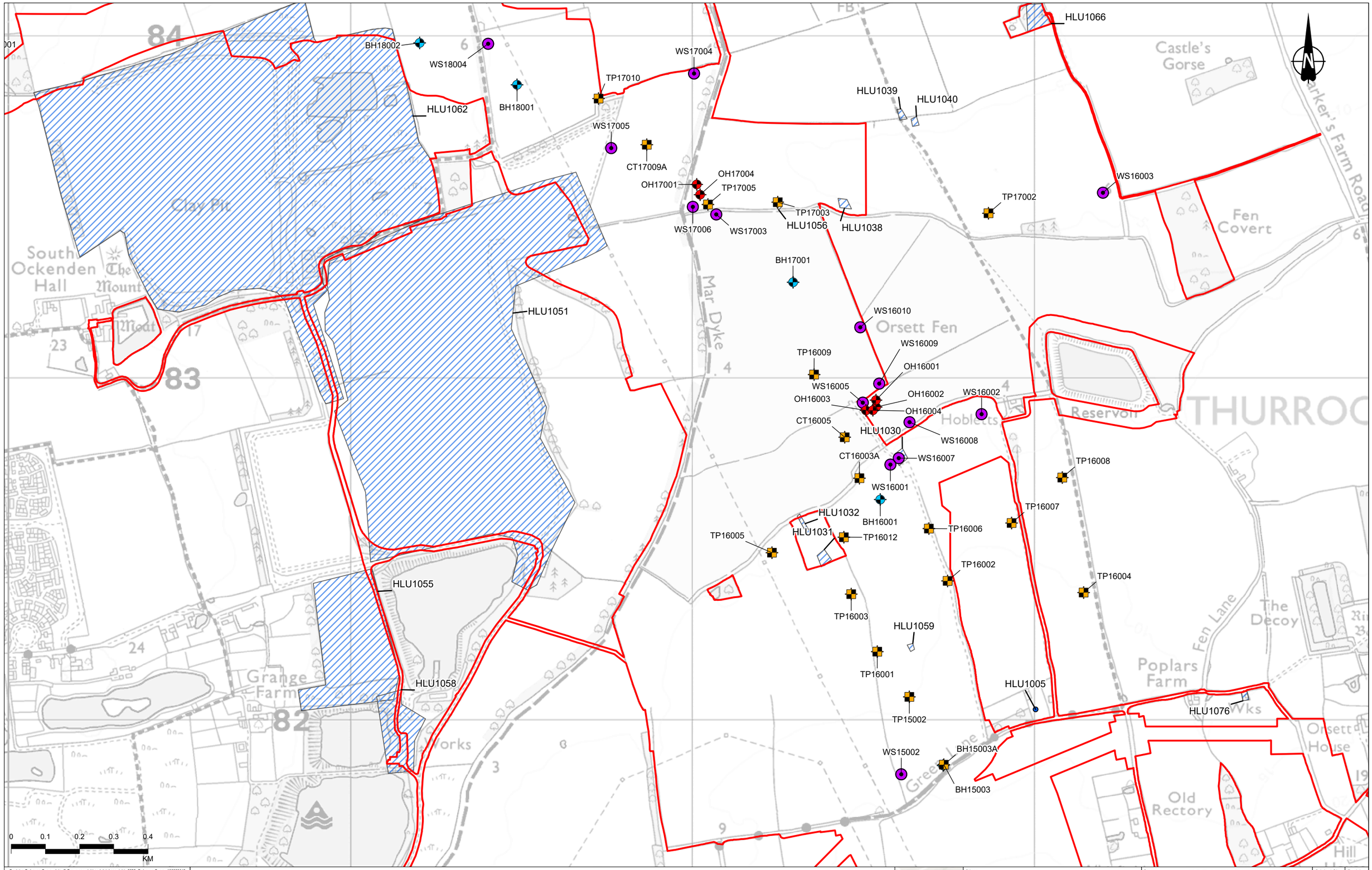

Contains Ordnance Survey data. © Crown copyright and database rights 2022. Ordnance Survey 100030649

Legend

- Order Limits
- Credible Contaminant Source
- Credible Contaminant Source
- Cable Percussion
- Cable Percussion / Rotary Core
- Dynamic Sample / Rotary Core
- Surface Water Sample
- Trial Pit
- Window/Windowless Sample
- Windowless Sample / Rotary Core

Rev	Status	Rev. Date	Purpose of revision	Drawn	Chck'd	Apprv'd
P01	S8	06/10/2022	DCO Application	SW	SC	CR

Client: national highways

Project: LOWER THAMES CROSSING

Status	DCO APPLICATION
Original Size	A3
Revision	P01
Application Document Number	TR010032/APP/6.3
Scale	1:10,000

Drawing Title: Figure B: Phase 2 Ground Investigation - Package D Exploratory Hole Locations and Credible Contaminant Sources

Drawing Number: HE540039-CJV-GEN-GEN-MAP-GEO-00208

Z:\Environment\Environmental Statement\10. Geology and Soils\Appendix 10.9new\HE540039-CJV-GEN-GEN-MAP-GEO-00202.aprx

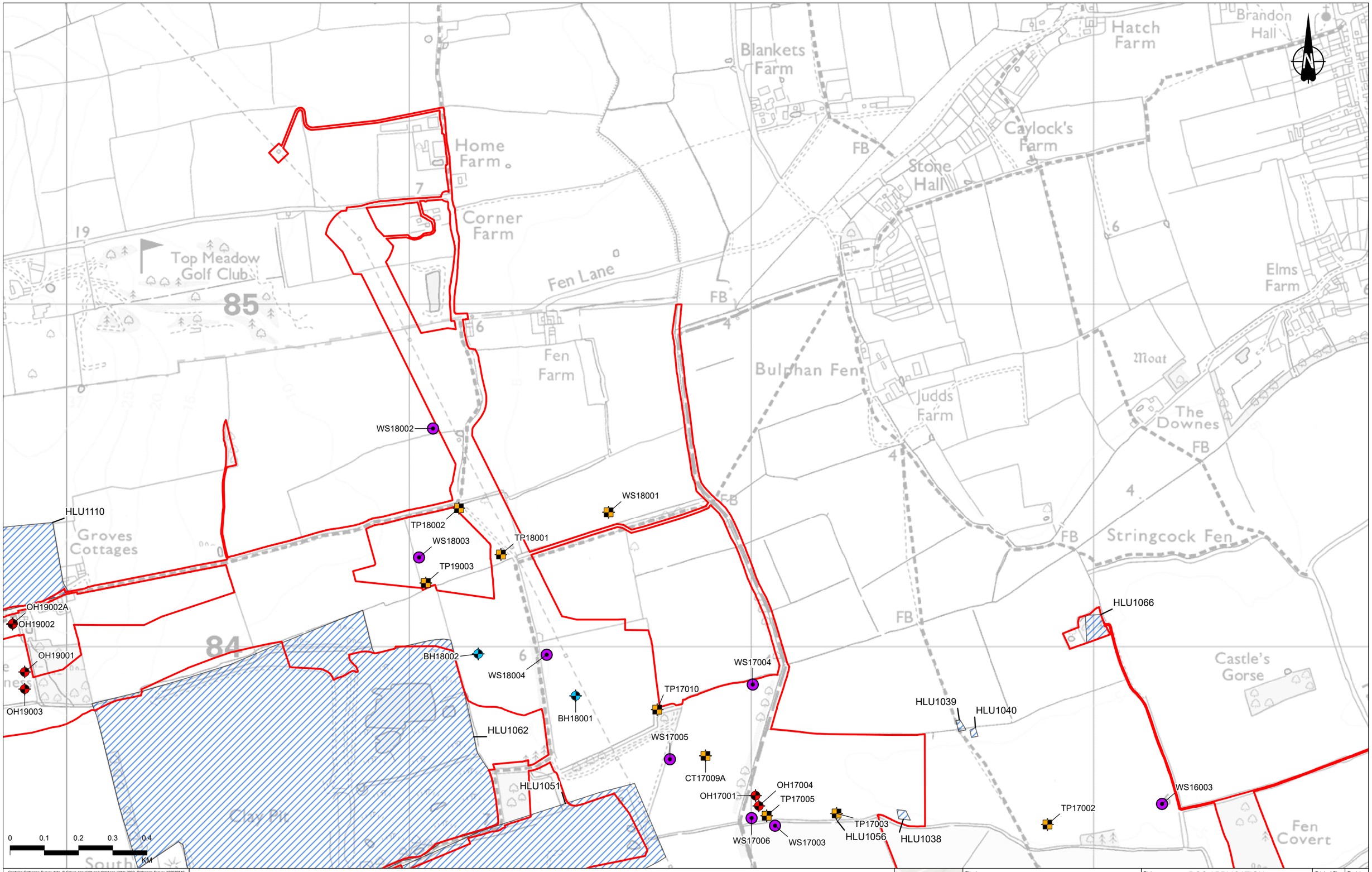

Contains Ordnance Survey data. © Crown copyright and database rights 2022. Ordnance Survey 100030649

Rev	Status	Rev. Date	Purpose of revision	Drawn	Chck'd	Apprv'd
P01	S8	06/10/2022	DCO Application	SW	SC	CR

Legend

- Order Limits
- Credible Contaminant Source
- Cable Percussion
- Cable Percussion / Rotary Core
- Dynamic Sample / Rotary Core
- Surface Water Sample
- Trial Pit
- Window/Windowless Sample
- Windowless Sample / Rotary Core

Client: national highways

Project: LOWER THAMES CROSSING

Status: DCO APPLICATION

Application Document Number: TR010032/APP/6.3

Original Size: A3 | Revision: P01

Scale: 1:10,000

Drawing Title: Figure B: Phase 2 Ground Investigation - Package D Exploratory Hole Locations and Credible Contaminant Sources

Drawing Number: HE540039-CJV-GEN-GEN-MAP-GEO-00208

Z:\Environment\Environmental Statement\10. Geology and Soils\Appendix 10.9new\HE540039-CJV-GEN-GEN-MAP-GEO-00202.aprx

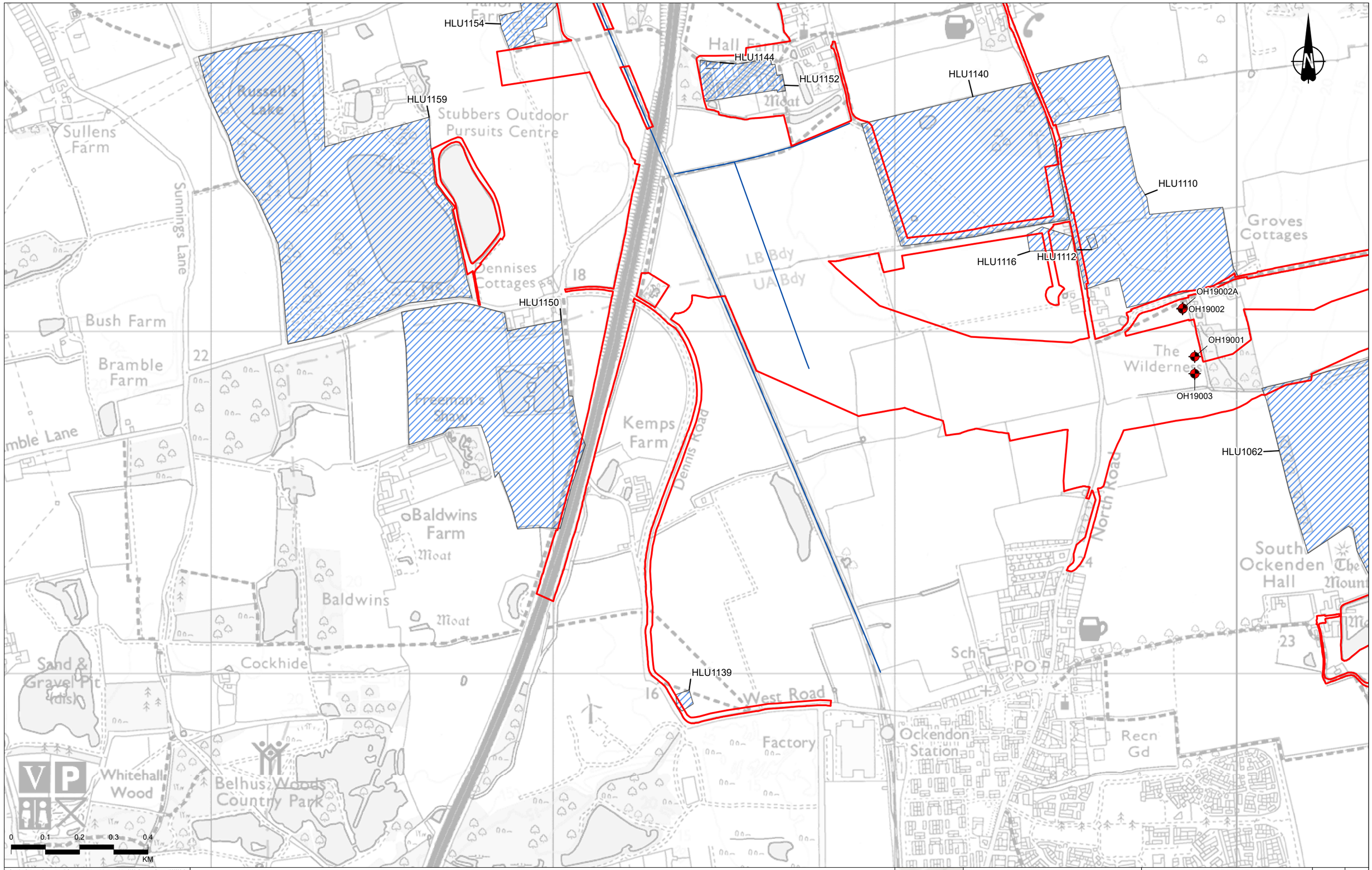

Contains Ordnance Survey data. © Crown copyright and database rights 2022. Ordnance Survey 100030649

Legend

- Order Limits
- Credible Contaminant Source
- Credible Contaminant Source
- Cable Percussion
- Cable Percussion / Rotary Core
- Dynamic Sample / Rotary Core
- Surface Water Sample
- Trial Pit
- Window/Windowless Sample
- Windowless Sample / Rotary Core

Rev	Status	Rev. Date	Purpose of revision	Drawn	Chck'd	Apprv'd
P01	S8	06/10/2022	DCO Application	SW	SC	CR

Client: national highways

Project: LOWER THAMES CROSSING

Status: DCO APPLICATION

Original Size: A3

Revision: P01

Application Document Number: TR010032/APP/6.3

Scale: 1:10,000

Drawing Title: Figure B: Phase 2 Ground Investigation - Package D Exploratory Hole Locations and Credible Contaminant Sources

Drawing Number: HE540039-CJV-GEN-GEN-MAP-GEO-00208

Z:\Environment\Environmental Statement\10. Geology and Soils\Appendix 10.9new\HE540039-CJV-GEN-GEN-MAP-GEO-00202.aprx

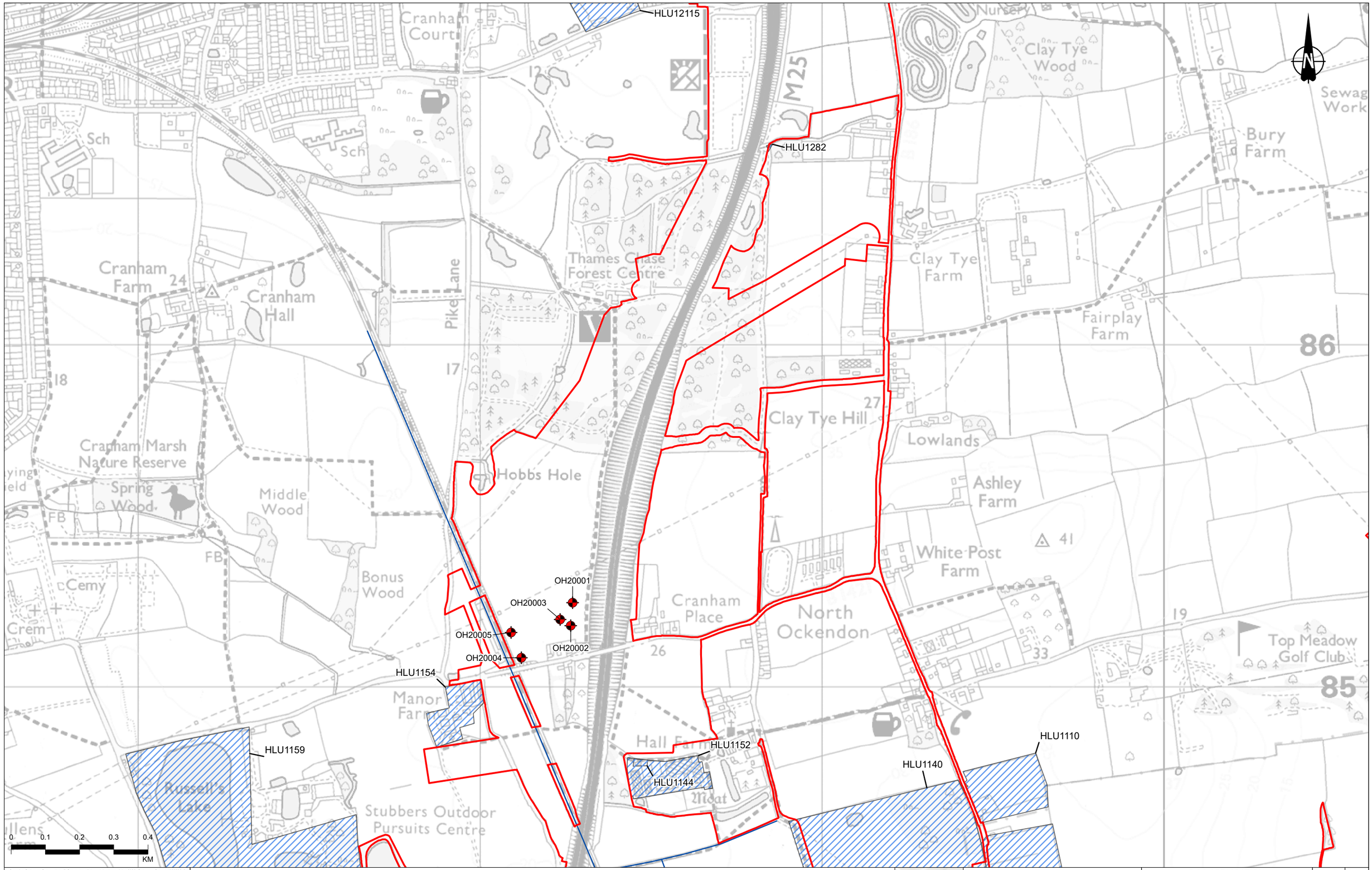

Contains Ordnance Survey data. © Crown copyright and database rights 2022. Ordnance Survey 100030649

Legend

- Order Limits
- Credible Contaminant Source
- Credible Contaminant Source
- Cable Percussion
- Cable Percussion / Rotary Core
- Dynamic Sample / Rotary Core
- Surface Water Sample
- Trial Pit
- Window/Windowless Sample
- Windowless Sample / Rotary Core

Rev	Status	Rev. Date	Purpose of revision	Drawn	Chck'd	Apprv'd
P01	S8	06/10/2022	DCO Application	SW	SC	CR

Client: national highways

Project: LOWER THAMES CROSSING

Status	DCO APPLICATION
Application Document Number	TR010032/APP/6.3
Original Size	A3
Revision	P01
Scale	1:10,000

Drawing Title: Figure B: Phase 2 Ground Investigation - Package D Exploratory Hole Locations and Credible Contaminant Sources

Drawing Number: HE540039-CJV-GEN-GEN-MAP-GEO-00208

Z:\Environment\Environmental Statement\10. Geology and Soils\Appendix 10.9new\HE540039-CJV-GEN-GEN-MAP-GEO-00202.aprx

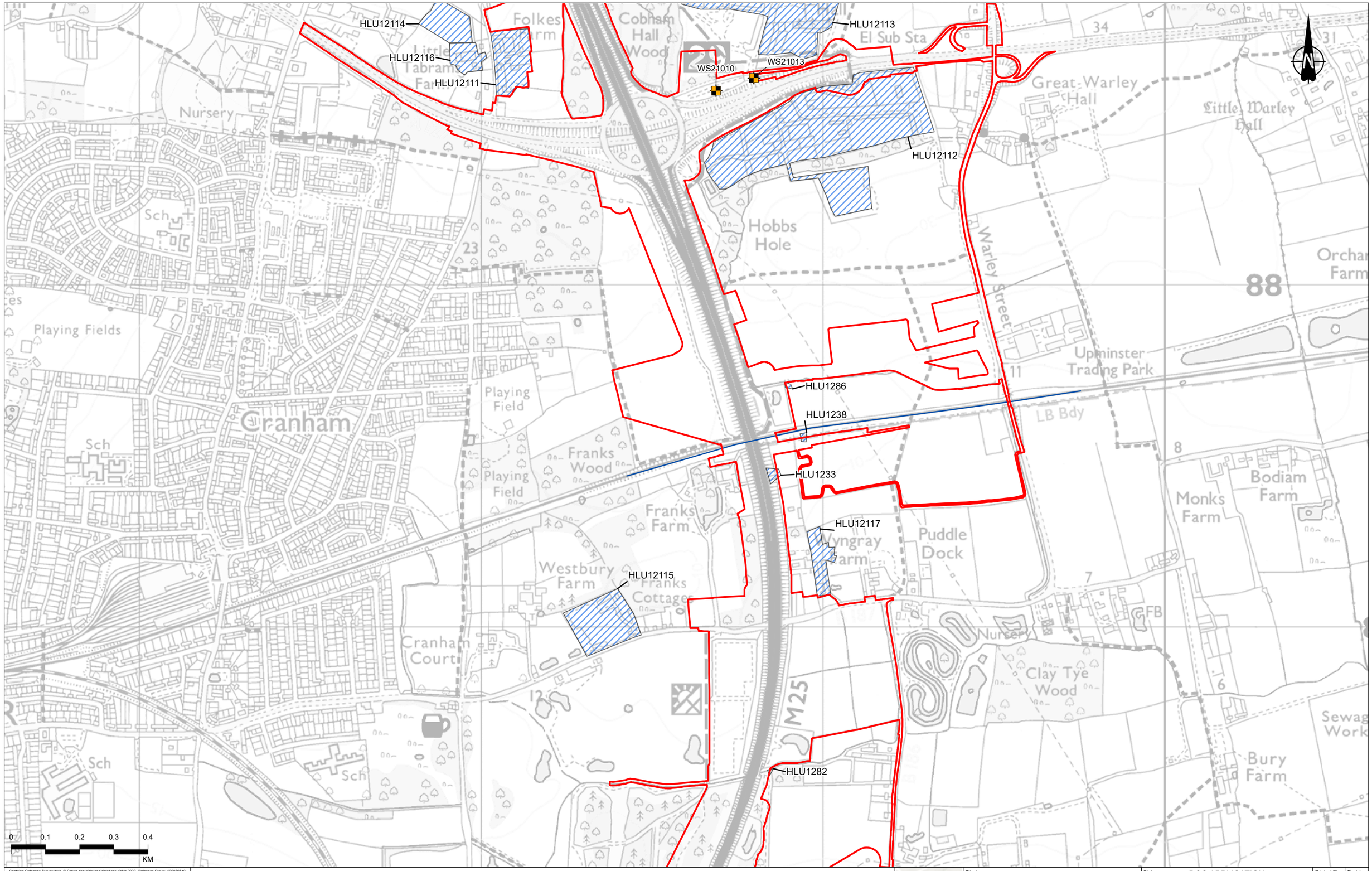

Contains Ordnance Survey data. © Crown copyright and database rights 2022. Ordnance Survey 100030649

Legend

- Order Limits
- Credible Contaminant Source
- Credible Contaminant Source
- Cable Percussion
- Cable Percussion / Rotary Core
- Dynamic Sample / Rotary Core
- Surface Water Sample
- Trial Pit
- Window/Windowless Sample
- Windowless Sample / Rotary Core

Rev	Status	Rev. Date	Purpose of revision	Drawn	Chck'd	Apprv'd
P01	S8	06/10/2022	DCO Application	SW	SC	CR

Client: national highways

Project: LOWER THAMES CROSSING

Status	DCO APPLICATION
Original Size	A3
Revision	P01
Application Document Number	TR010032/APP/6.3
Scale	1:10,000

Drawing Title: Figure B: Phase 2 Ground Investigation - Package D Exploratory Hole Locations and Credible Contaminant Sources

Drawing Number: HE540039-CJV-GEN-GEN-MAP-GEO-00208

Z:\Environment\Environmental Statement\10. Geology and Soils\Appendix 10.9new\HE540039-CJV-GEN-GEN-MAP-GEO-00202.aprx

HLU1250
HLU1216
HLU1219
HLU1220
HLU1260
HLU12113
HLU12114
HLU12116
HLU12111
HLU12112
WS21010
WS21013

0 0.1 0.2 0.3 0.4 KM

Contains Ordnance Survey data. © Crown copyright and database rights 2022. Ordnance Survey 100030649

Legend

- Order Limits
- Credible Contaminant Source
- Cable Percussion
- Cable Percussion / Rotary Core
- Dynamic Sample / Rotary Core
- Surface Water Sample
- Trial Pit
- Window/Windowless Sample
- Windowless Sample / Rotary Core

Rev	Status	Rev. Date	Purpose of revision	Drawn	Chck'd	Apprv'd
P01	S8	06/10/2022	DCO Application	SW	SC	CR

Client: national highways

Project: LOWER THAMES CROSSING

Status	DCO APPLICATION
Application Document Number	TR010032/APP/6.3
Original Size	A3
Revision	P01
Scale	1:10,000

Drawing Title: Figure B: Phase 2 Ground Investigation - Package D Exploratory Hole Locations and Credible Contaminant Sources

Drawing Number: HE540039-CJV-GEN-GEN-MAP-GEO-00208

Z:\Environment\Environmental Statement\10. Geology and Soils\Appendix 10.9new\HE540039-CJV-GEN-GEN-MAP-GEO-00202.aprx

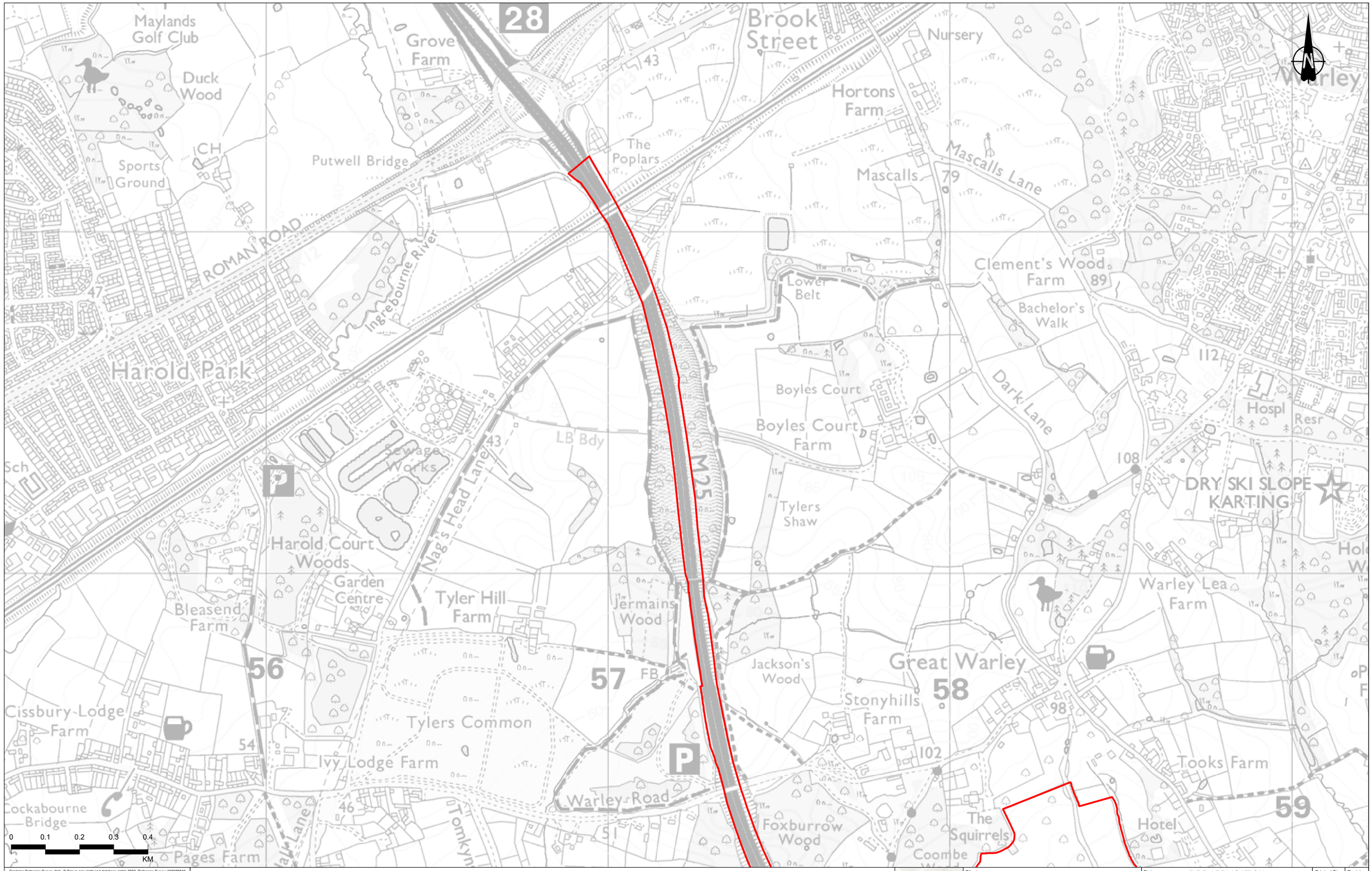

Contains Ordnance Survey data. © Crown copyright and database rights 2022. Ordnance Survey 100030649

Legend

- Order Limits
- Cable Percussion
- Cable Percussion / Rotary Core
- Dynamic Sample / Rotary Core
- Surface Water Sample
- Trial Pit
- Window/Windowless Sample
- Windowless Sample / Rotary Core

Rev	Status	Rev. Date	Purpose of revision	Drawn	Chck'd	Apprv'd
P01	S8	06/10/2022	DCO Application	SW	SC	CR

Client: national highways

Project: LOWER THAMES CROSSING

Status: DCO APPLICATION

Original Size: A3

Revision: P01

Application Document Number: TR010032/APP/6.3

Scale: 1:10,000

Drawing Title: Figure B: Phase 2 Ground Investigation - Package D Exploratory Hole Locations and Credible Contaminant Sources

Drawing Number: HE540039-CJV-GEN-GEN-MAP-GEO-00208

Z:\Environment\Environmental Statement\10. Geology and Soils\Appendix 10.9new\HE540039-CJV-GEN-GEN-MAP-GEO-00202.aprx

Annexes

Uncontrolled when printed – Copyright © - 2022
National Highways Limited – all rights reserved

Annex D-A Generic Quantitative Risk Assessment

Uncontrolled when printed – Copyright © - 2022
National Highways Limited – all rights reserved

	Name	Ref. No	Description	Potential Contaminants associated with contaminant source	Location and Geology: Location with respect to Order Limits and Study Area	Generalised Superficial Geology	Generalised Bedrock Geology	Potential Pathways: D-S	D-G	A	V	F	S-G	G-L	G-SW	R-SW	Human Health Receptors: RH01	RH02	RH03	RH04	RH05	RH06	Controlled Water Receptors: Superficial Aquifer	Bedrock Aquifer	SPZ	Surface Water	Preliminary Qualitative Risk Assessment: Severity	Likelihood	Preliminary Qualitative Risk Assessment Rating	Potential Significance of Pollutant Linkage(s)	Generic Quantitative Risk Assessment: Discussion of Further Assessment in Relation to Proposed Design and GQRA	Severity	Likelihood	Generic Quantitative Risk Assessment Rating	Outcome of Further Assessment in Relation to Proposed Design and GQRA
						Superficial Geology provided by BGS	Bedrock Geology provided by BGS	Direct/dermal contact and incidental ingestion of contaminated soil	Direct/dermal contact and incidental ingestion of contaminated groundwater	Ingestion of soil/or wind-blown dust	Build-up of vapours, gases or wind-blown dust of fibres	Inhalation of vapours, gases or wind-blown dust of fibres	Leaching of contaminants from soil into groundwater	Migration of contaminated groundwater on or off site	Groundwater migration to surface waters	Contaminated runoff (water and sediment) from land to surface waters	Construction workers	Operational staff	Road users	Adjacent land users - residents	On site and adjacent land users — public open space	Adjacent land users – industrial, commercial and agricultural workers, and users of recreational sites	Aquifer(s)	Aquifer(s)	SPZ	Distance to SW (m)										
1	2	3	4	5		9	10	11	12	13	14	15	16	17	18	19	20	21	22	23	24	25	26	27	28	29	30	31	32	33	34	35	36	37	38
	Clay pit	**HLU0935**	Clay pit and kiln, mapped from 1938, removed or infilled from 1955 onwards.	Metals, asbestos, petroleum hydrocarbons, PAH, inorganics and hazardous gases.	Within Order Limits and study area	No superficial deposits	London Clay	x		x	x	x					x	x				x	None	Unproductive strata	SPZ III	276	Minor	Likely	Low	Unlikely to be a significant risk due to size and age.	Proposed utility works and access route cross the potential source in the north west, west and south. Whilst limited, the potential source may be disturbed by proposed construction or operation activities and as such a pathway may be created. Therefore there is a possible plausible pollutant linkage. The potential source is of a scale that can be dealt with by standard protocols including a watching brief and materials management, as required by the project REAC.	Minor	Unlikely	Low	Implementation of standard protocols including watching brief and materials management as detailed in the REAC as required.
	Barrington's Farm	**HLU0965**	Farmyard and farm buildings first present prior to 1865.	Petroleum hydrocarbons, PAH, pesticides, herbicides, asbestos, metals, inorganics, ammoniacal nitrogen, hazardous gases.	Within 250m study area	Black Park Gravel Member (Sand and Gravel)	Lambeth Group (Clay, Silt and Sand)				x		x	x										Secondary Aquifer - A	Secondary Aquifer - A	SPZ III	267	Minor	Likely	Low	Unlikely to be a significant risk due to likely size of potential primary sources and distance from site. May influence local groundwater quality baseline.	The potential source will not be disturbed by proposed construction or operation activities and as such it is unlikely any pollutant pathway will be created.	Minor	Unlikely	Low	No further consideration necessary.
	Millers Sand and Gravel Pit landfill	**HLU0943**	Gravel pit excavated approximately 1938 to 1948. Used as historical landfill for commercial and household wastes between 1948 to 1965.	Metals, inorganics, petroleum hydrocarbons, PAH, ammoniacal nitrogen, asbestos, VOC, SVOC, hazardous gases.	Within Order Limits and study area	Boyn Hill Gravel Member (Sand and Gravel)	Lambeth Group (Clay, Silt and Sand)	x	x	x	x	x	x	x			x	x	x	x		x	Secondary Aquifer - Undifferentiated; Secondary Aquifer - A	Secondary Aquifer - A	SPZ III	281	Medium	Likely	Medium	Potential to encounter contaminated soil May influence soil and groundwater baseline quality.	The majority of the potential source is located outside the red line boundary. The south west corner of the potential source is beneath the proposed main route alignment and intrusive utility works. Whilst unlikely, the potential source may be disturbed by proposed construction or operation activities and as such a pathway may be created. Therefore there is a possible plausible pollutant linkage. The potential source is of a scale that can be dealt with by standard protocols including a watching brief and materials management, as required by the project REAC.	Mild	Low Likelihood	Low	Implementation of standard protocols including watching brief and materials management as detailed in the REAC as required.
	Infilled gravel pit	**HLU0941**	Infilled gravel pit south of Millers Sand and Gravel Pit (partially under current A13), excavated between approximately 1915 and 1955, potentially infilled between approximately 1955–1965.	Petroleum hydrocarbons, PAH, inorganics, metals, asbestos, hazardous gases.	Within Order Limits and study area	Boyn Hill Gravel Member (Sand and Gravel)	Lambeth Group (Clay, Silt and Sand)	x		x	x	x	x	x			x	x	x	x		x	Secondary Aquifer - A	Secondary Aquifer - A	SPZ III	229	Mild	Likely	Low	Potential to encounter contaminated soil May influence soil and groundwater baseline quality. Relatively small area of fill reduces potential severity.	The potential source is located beneath the proposed main route alignment and the western extent at proposed intrusive utility works. Whilst unlikely, the potential source may be disturbed by proposed construction or operation activities and as such a pathway may be created. Therefore there is a possible plausible pollutant linkage. The potential source is of a scale that can be dealt with by standard protocols including a watching brief and materials management, as required by the project REAC.	Mild	Low Likelihood	Low	Implementation of standard protocols including watching brief and materials management as detailed in the REAC as required.
	Former works (unspecified) and garage at Baker Street.	**HLU0944**	Former garage with repair, spray painting and refuelling facilities. Mapped from 1955 until approximately 1993	Petroleum hydrocarbons, PAH, metals, inorganics, asbestos, VOC, SVOC, hazardous gases.	Within Order Limits and study area	Boyn Hill Gravel Member (Sand and Gravel)	Lambeth Group (Clay, Silt and Sand)	x		x	x	x	x	x			x	x	x	x		x	Secondary Aquifer - A	Secondary Aquifer - A	SPZ III	252	Medium	Likely	Medium	Although tanks may still be present, given age and size, primary sources are unlikely large enough to justify a severe rating although along route alignment. Potential impacts to soils and groundwater from historic material storage and spills. Potential for unrecorded pollution incidents. Storage tanks may still be present.	Intrusive utility works and the main route alignment are proposed at the potential source. The potential source may be disturbed by proposed construction or operation activities and as such a pathway may be created. If any localised impacts to soil are present that may be disturbed by proposed construction or operation activities, this can be dealt with by standard protocols including a watching brief and materials management, as required by the project REAC.	Mild	Low Likelihood	Low	The requirement for further assessment and mitigation is detailed in the REAC.
	Mobbs Farm	**HLU0972**	Former farm buildings and farmyard present from at least 1865 to 1965. Not present by 1975	Petroleum hydrocarbons, PAH, pesticides, herbicides, asbestos, metals, inorganics, ammoniacal nitrogen and hazardous gases	Within Order Limits and study area	Head Deposits (clay, silt, sand and gravel) and Alluvium (clay, silt, sand and gravel)	Lambeth Group (Clay, Silt and Sand)	x		x			x	x	x	x	x	x					Secondary Aquifer - Undifferentiated	Secondary Aquifer - A	SPZ III	770	Minor	Low likelihood	Low	Localised impacts to soil may be present from material storage or spillages. Unlikely to be a significant risk due to likely size of primary sources.	The farm buildings are located at the edge of the red line boundary, the associated surrounding fields and historical farm buildings coincide with proposed utilities working areas, and the main works contruction area (including proposed embankment / cutting). The potential source may be disturbed by proposed construction or operation activities and as such a pathway may be created. Therefore there is a possible plausible pollutant linkage. The potential source is of a scale that can be dealt with by standard protocols including a watching brief and materials management, as required by the project REAC.	Minor	Low Likelihood	Low	Implementation of standard protocols including watching brief and materials management as detailed in the REAC as required.
	Garage	**HLU0975**	Garage shown between 1954 and 1963 (Landmark, 2018). Red Lion Service Station is noted as being active in trade directory records on site.	Petroleum hydrocarbons, PAH, MTBE, metals, inorganics, VOC, SVOC, asbestos, hazardous gases.	Within 250m study area	Black park Gravel Member (sand and gravel)	Lambeth Group (clay, silt and sand)						x	x									Secondary Aquifer - A	Secondary Aquifer - A	SPZ III	580	Mild	Low likelihood	Low	Former garage is off-site and age of garage suggests degradable contaminants in soil or groundwater will have reduced.	The potential source will not be disturbed by proposed construction or operation activities and as such it is unlikely any pollutant pathway will be created.	Minor	Unlikely	Low	No further consideration necessary.
	Works (unspecified)	**HLU0977**	Works first shown in 1973. Still present on site. Registered trade directories on site include an active plastic injection-moulding, and inactive carpet and rug manufacturers, furniture manufacturers, and truck and trailer painting businesses.	Metals, asbestos, petroleum hydrocarbons, PAH, VOC, SVOC, inorganics.	Within 250m study area	Black park Gravel Member (sand and gravel)	Lambeth Group (clay, silt and sand)						x	x									Secondary Aquifer - A	Secondary Aquifer - A	SPZ III	520	Mild	Low likelihood	Low	Possible groundwater impacts but source is significant distance from site.	The potential source will not be disturbed by proposed construction or operation activities and as such it is unlikely any pollutant pathway will be created.	Minor	Unlikely	Low	No further consideration necessary.
	Orsett Industrial Park	**HLU0978**	Industrial estate comprising various commercial businesses, including plant and machinery hire, civil engineering and timber merchants.	Petroleum hydrocarbons, PAH, metals, phenols, VOC, SVOC, asbestos.	Within 250m study area	Black park Gravel Member (sand and gravel)	Lambeth Group (clay, silt and sand)						x	x									Secondary Aquifer - A	Secondary Aquifer - A	SPZ III	505	Mild	Low likelihood	Low	Possible groundwater impacts but source is significant distance from site.	The potential source will not be disturbed by proposed construction or operation activities and as such it is unlikely any pollutant pathway will be created.	Minor	Unlikely	Low	No further consideration necessary.
	Orsett Cock North Petrol Filling Station	**HLU0980**	BP service station and PFS. Constructed later than 1986; currently operational	Petroleum hydrocarbons, PAH, MTBE, metals, inorganics, VOC, SVOC, asbestos, hazardous gases.	Within Order Limits and study area	No superficial deposits	Lambeth Group (clay, silt and sand)				x	x	x	x									None	Secondary Aquifer - A	SPZ III	480	Medium	Low likelihood	Low	No evidence of any contamination releases.	The potential source will not be disturbed by proposed construction or operation activities and as such it is unlikely any pollutant pathway will be created.	Mild	Unlikely	Low	No further consideration necessary.
	Hospital	**HLU0981**	Orsett Hospital, first shown from 1865 still present and operational.	Metals, petroleum hydrocarbons, PAH, microbial contamination.	Within Order Limits and study area	No superficial deposits	Lambeth Group (clay, silt and sand)						x	x									None	Secondary Aquifer - A	SPZ III	255	Minor	Unlikely	Low	Potential contaminating activities (e.g. incineration) likely to be small scale.	The potential source will not be disturbed by proposed construction or operation activities and as such it is unlikely any pollutant pathway will be created.	Minor	Unlikely	Low	No further consideration necessary.
	Orsett Cock South Petrol Filling Station	**HLU0979**	BP service station and PFS . Constructed later than 1986; currently operational.	Petroleum hydrocarbons, PAH, MTBE, metals, inorganics, VOC, SVOC, asbestos, hazardous gases.	Within Order Limits and study area	Black Park Gravel Member (sand and gravel)	Lambeth Group (clay, silt and sand)				x	x	x	x									Secondary Aquifer - A	Secondary Aquifer - A	SPZ III	580	Medium	Low likelihood	Low	No evidence of any contamination releases.	The potential source will not be disturbed by proposed construction or operation activities and as such it is unlikely any pollutant pathway will be created.	Minor	Unlikely	Low	No further consideration necessary.
	Tank	**HLU1005**	Historical tank (shown on maps dated 1915 to 1921). Assumed fuel storage.	Petroleum hydrocarbons, PAH.	Within 250m study area	Head (Clay, Silt, Sand and Gravel)	London Clay Formation (Clay, Silt and Sand)				x		x	x									Secondary Aquifer - Undifferentiated	Unproductive Strata	SPZ III	203	Minor	Low likelihood	Low	Above ground tank which is consider no longer to be present. Historical use of tank is unknown and potentially agricultural. Unlikely to be a significant risk due to time since removal. Presence of clay reduces likelihood on pathway on site.	The potential source will not be disturbed by proposed construction or operation activities and as such it is unlikely any pollutant pathway will be created.	Minor	Unlikely	Low	No further consideration necessary.
	Infilled pond	**HLU1030**	Small pond (1,070m2), potentially infilled with unknown material between 1965–1975.	Metals, inorganics, petroleum hydrocarbons, PAH, asbestos, hazardous gases.	Within Order Limits and study area	Head (Clay, Silt, Sand and Gravel)	London Clay Formation (Clay, Silt and Sand)	x		x	x	x	x	x	x			x	x	x		x	Secondary Aquifer - Undifferentiated	Unproductive Strata	SPZ III	33	Minor	Likely	Low	Unlikely to be a significant risk due to size. Potential to encounter made ground and impacted soil, but likely that human health risk can be readily managed.	The infilled pond is located at a proposed access road. Whilst unlikely, the potential source may be disturbed by proposed construction or operation activities and as such a pathway may be created. Therefore there is a possible plausible pollutant linkage. The potential source is of a scale that can be dealt with by standard protocols including a watching brief and materials management, as required by the project REAC.	Minor	Unlikely	Low	Implementation of standard protocols including watching brief and materials management as detailed in the REAC as required.
	Infilled pond	**HLU1031**	Small pond (1,120m2), potentially infilled with unknown material between 1965–1975.	Metals, inorganics, petroleum hydrocarbons, PAH, asbestos, hazardous gases.	Within Order Limits and study area	Head (Clay, Silt, Sand and Gravel)	London Clay Formation (Clay, Silt and Sand)	x		x	x		x	x	x			x				x	Secondary Aquifer - Undifferentiated	Unproductive Strata	SPZ III	117	Minor	Low likelihood	Low	Unlikely to be a significant risk due to small size, distance. Presence of clay reduces likelihood of significant impact to controlled waters.	The potential source will not be disturbed by proposed construction or operation activities and as such it is unlikely any pollutant pathway will be created.	Minor	Unlikely	Low	No further consideration necessary.
	Infilled pond	**HLU1032**	Small pond (615m2), potentially infilled with unknown material between 1965–1975.	Metals, inorganics, petroleum hydrocarbons, PAH, asbestos, hazardous gases.	Within Order Limits and study area	Head (Clay, Silt, Sand and Gravel)	London Clay Formation (Clay, Silt and Sand)	x		x			x	x	x	x		x				x	Secondary Aquifer - Undifferentiated	Unproductive Strata	SPZ III	0	Minor	Likely	Low	Unlikely to be a significant risk due to small size. Presence of clay reduces likelihood of significant impact to controlled waters, but feature is adjacent to surface water.	The potential source will not be disturbed by proposed construction or operation activities and as such it is unlikely any pollutant pathway will be created.	Minor	Unlikely	Low	No further consideration necessary.

1	Name (2)	Ref. No (3)	Description (4)	Potential Contaminants associated with contaminant source (5)	Location and Geology: Location with respect to Order Limits and Study Area	Location and Geology: Generalised Superficial Geology – Superficial Geology provided by BGS (9)	Location and Geology: Generalised Bedrock Geology – Bedrock Geology provided by BGS (10)	Potential Pathways: D-S – Direct/dermal contact and incidental ingestion of contaminated soil (11)	D-G – Direct/dermal contact and incidental ingestion of contaminated groundwater (12)	A – Ingestion of soil or wind-blown dust (13)	V – Build-up of vapours or gases in confined spaces (14)	F – Inhalation of vapours, gases or wind-blown dust or fibres (15)	S-G – Leaching of contaminants from soil into groundwater (16)	G-L – Migration of contaminated groundwater on or off site (17)	G-SW – Groundwater migration to surface waters (18)	R-SW – Contaminated runoff (water and sediment) from land to surface waters (19)	Human Health Receptors: RH01 – Construction workers (20)	RH02 – Operational staff (21)	RH03 – Road users (22)	RH04 – Adjacent land users - residents (23)	RH05 – On site and adjacent land users — public open space (24)	RH06 – Adjacent land users – industrial, commercial and agricultural workers, and users of recreational sites (25)	Controlled Water Receptors: Superficial Aquifer – Aquifer(s) (26)	Bedrock Aquifer – Aquifer(s) (27)	SPZ – SPZ (28)	Surface Water – Distance to SW (m) (29)	Preliminary Qualitative Risk Assessment: Severity (30)	Likelihood (31)	Preliminary Qualitative Risk Assessment Rating (32)	Potential Significance of Pollutant Linkage(s) (33)	Generic Quantitative Risk Assessment: Discussion of Further Assessment in Relation to Proposed Design and GQRA (34)	Severity (35)	Likelihood (36)	Generic Quantitative Risk Assessment Rating (37)	Outcome of Further Assessment in Relation to Proposed Design and GQRA (38)
	Infilled pond	**HLU1038**	Small pond (790m2), potentially infilled with unknown material between 1965–1975.	Metals, inorganics, petroleum hydrocarbons, PAH, asbestos, hazardous gases.	Within Order Limits and study area	Head (Clay, Silt, Sand and Gravel)	London Clay Formation (Clay, Silt and Sand)	x		x		x	x	x	x		x					x	Secondary Aquifer - Undifferentiated	Unproductive Strata	SPZ III	12	Minor	Low likelihood	Low	Unlikely to be a significant risk due to small size. Presence of clay reduces likelihood of significant impact to controlled waters.	The potential source will not be disturbed by proposed construction or operation activities and as such it is unlikely any pollutant pathway will be created.	Minor	Unlikely	Low	No further consideration necessary.
	Infilled pond	**HLU1039**	Small pond (560m2), potentially infilled with unknown material between 1965–1975.	Metals, inorganics, petroleum hydrocarbons, PAH, asbestos, hazardous gases.	Within 250m study area	Alluvium (Clay, Silt, Sand and Gravel)	London Clay Formation (Clay, Silt and Sand)	x		x		x	x	x	x	x	x					x	Secondary Aquifer - A	Unproductive Strata	SPZ III	0	Minor	Likely	Low	Unlikely to be a significant risk due to small size. Presence of clay reduces likelihood of significant impact to controlled waters, but feature is adjacent to surface water.	The potential source will not be disturbed by proposed construction or operation activities and as such it is unlikely any pollutant pathway will be created.	Minor	Unlikely	Low	No further consideration necessary.
	Infilled pond	**HLU1040**	Small pond (445m2), potentially infilled with unknown material between 1965-1975.	Metals, inorganics, petroleum hydrocarbons, PAH, asbestos, hazardous gases.	Within 250m study area	Head (Clay, Silt, Sand and Gravel)	London Clay Formation (Clay, Silt and Sand)	x		x		x	x	x	x	x	x					x	Secondary Aquifer - Undifferentiated	Unproductive Strata	SPZ III	0	Minor	Likely	Low	Unlikely to be a significant risk due to small size. Presence of clay reduces likelihood of significant impact to controlled waters, but feature is adjacent to surface water.	The potential source will not be disturbed by proposed construction or operation activities and as such it is unlikely any pollutant pathway will be created.	Minor	Unlikely	Low	No further consideration necessary.
	Infilled pond	**HLU1056**	Small pond (195m2), potentially infilled with unknown material between 1898-1921.	Metals, inorganics, petroleum hydrocarbons, PAH, asbestos, hazardous gases.	Within Order Limits and study area	Alluvium (Clay, Silt, Sand and Gravel)	London Clay Formation (Clay, Silt and Sand)	x		x	x		x	x	x	x	x	x				x	Secondary Aquifer - A	Unproductive Strata	SPZ III	0	Minor	Likely	Low	Unlikely to be a significant risk due to size. . Presence of clay reduces likelihood of significant impact to controlled waters, but feature is adjacent to surface water.	A flood compensation area is proposed at the location of the potential source. Whilst limited, the potential source may be disturbed by proposed construction or operation activities and as such a pathway may be created. Therefore there is a plausible pollutant linkage. The potential source is of a scale that can be dealt with by standard protocols including a watching brief and materials management, as required by the project REAC.	Minor	Low Likelihood	Low	Implementation of standard protocols including watching brief and materials management as detailed in the REAC as required.
	Infilled pond	**HLU1059**	Small pond (295m2), potentially infilled with unknown material between 1965-75.	Metals, inorganics, petroleum hydrocarbons, PAH, asbestos, hazardous gases.	Within Order Limits and study area	Head (Clay, Silt, Sand and Gravel)	London Clay Formation (Clay, Silt and Sand)	x		x	x	x	x	x			x	x	x			x	Secondary Aquifer - Undifferentiated	Unproductive Strata	SPZ III	346	Minor	Likely	Low	Unlikely to be a significant risk due to size. Presence of clay reduces likelihood of significant impact to controlled waters, but feature is adjacent to surface water.	A drainage pipe crosses the location of the infilled pond. Whilst limited, the potential source may be disturbed by proposed construction or operation activities and as such a pathway may be created. Therefore there is a possible plausible pollutant linkage. The potential source is of a scale that can be dealt with by standard protocols including a watching brief and materials management, as required by the project REAC.	Minor	Low Likelihood	Low	Implementation of standard protocols including watching brief and materials management as detailed in the REAC as required.
	Grange Farm Landfill	**HLU1051**	Industrial, commercial, and household waste. Filled 1974 to 1990.	Metals, inorganics, organics, petroleum hydrocarbons, PAH, PFAS, ammoniacal nitrogen, asbestos, hazardous gases, VOC, SVOC.	Within Order Limits and study area	No superficial deposits	London Clay Formation (Clay, Silt and Sand)				x		x	x	x	x							N/A	Unproductive Strata	None	0	Minor	Low likelihood	Low	Permitted landfill. Situated on low permeability London Clay, and in area of overlying Head deposits. Potential for wider impacts to soil and groundwater. May influence baseline quality data.	The former landfill is located at the edge of the red line boundary. Construction access routes are proposed adjacent to the site on the west and southern boundaries. Proposed overhead utility works pass over the site in the north east corner. Whilst unlikely, the potential source may be disturbed by proposed construction or operation activities and as such a pathway may be created. Therefore there is a possible plausible pollutant linkage, but one that can be dealt with by standard protocols including a watching brief and materials management, as required by the project REAC.	Mild	Low Likelihood	Low	Implementation of standard protocols including watching brief and materials management as detailed in the REAC as required.
	Flint Grit Pond Landfill	**HLU1055**	Co-disposal landfill shown on mapping between 1975 and 1985.	Metals, asbestos, petroleum hydrocarbons, inorganics, PAH, PFAS, ammoniacal nitrogen and hazardous gases, VOC and SVOC	Within Order Limits and study area	No superficial deposits	London Clay Formation (Clay, Silt and Sand)				x		x	x	x	x						x	Secondary Aquifer - Undifferentiated	Unproductive Strata	SPZ III	21	Minor	Low likelihood	Low	Closed landfill. Situated on low permeability London Clay, and in area of overlying Head deposits. Potential for wider impacts to soil and groundwater. May influence baseline quality data.	The former landfill is located at the edge of the red line boundary. Construction access routes are proposed adjacent to the site to the east. Whilst unlikely, the potential source may be disturbed by proposed construction or operation activities and as such a pathway may be created. Therefore there is a possible plausible pollutant linkage, but one that can be dealt with by standard protocols including a watching brief and materials management, as required by the	Mild	Low Likelihood	Low	Implementation of standard protocols including watching brief and materials management as detailed in the REAC as required.
	Works	**HLU1058**	Unspecified works first shown from 1955 until 1985. Building may still be present on site (Earthstar Geographics 2022).	Metals, asbestos, petroleum hydrocarbons, PAH, VOC, SVOC and inorganics	Within Order Limits and study area	Head (Clay, Silt, Sand and Gravel)	London Clay Formation (Clay, Silt and Sand)	x			x						x						Secondary Aquifer - Undifferentiated	Unproductive strata	SPZ III	0	Minor	Likely	Low	Unlikely to be a significant risk due to distance and age. Potential for a wide range of potential contaminants to be present due to specific land use at the Works being unknown.	The potential source falls within the main works contruction area and is located on an access route. Whilst unlikely, the potential source may be disturbed by proposed construction or operation activities and as such a pathway may be created. If any localised impacts to soil are present that may be disturbed by proposed construction or operation activities, this can be dealt with by standard protocols including a watching brief and materials management, as required by the project REAC.	Minor	Unlikely	Low	Implementation of standard protocols including watching brief and materials management as detailed in the REAC as required.
	Ockendon Grays Areas II & III Landfill	**HLU1062**	Active Veolia non-hazardous and inert landfill. Filled from approximately 1977 to present.	Metals, inorganics, organics, petroleum hydrocarbons, PAH, PFAS, ammoniacal nitrogen, asbestos, hazardous gases, VOC, SVOC.	Within Order Limits and study area	Head (Clay, Silt, Sand and Gravel)	London Clay Formation (Clay, Silt and Sand)	x	x	x	x	x	x	x	x	x	x	x	x	x		x	Secondary Aquifer - Undifferentiated; Secondary Aquifer - A	Unproductive Strata	SPZ III	0	Medium	Likely	Medium	Recently operational and permitted landfill. May influence baseline soil and groundwater quality due to size of landfill.	The majority of the landfill sits outside the Order Limits, with the exception of the north east and south. Proposed intrusive works cross the north east of the landfill and the route alignment runs beyond the northern boundary. Proposed construction access routes are in the south. A proposed drainage pond is located immediately to the east. The potential source may be disturbed by proposed construction or operation activities and as such a pathway may be created. Therefore there is a possible plausible pollutant linkage. The potential source requires further assessment and possible remedial works.	Medium	Likely	Medium	Requires further assessment and/or remedial works.
	Castle's Farm	**HLU1066**	Farmyard and buildings shown 1866 to 1975 (Landmark, 2018).	Petroleum hydrocarbons, PAH, pesticides, herbicides, asbestos, metals, inorganics, ammoniacal nitrogen, hazardous gases	Within Order Limits and study area	Head Deposits (clay, silt, sand and gravel) and Alluvium (clay, silt, sand and gravel)	London Clay Formation (clay, silt and sand)	x			x	x	x	x	x		x					x	Secondary Aquifer - Undifferentiated	Unproductive strata	SPZ III	40	Mild	Unlikely	Low	No evidence of recent agricultural activities, possible influence on local groundwater or surface water quality but unlikely to encounter groundwater in this location.	The potential source will not be disturbed by proposed construction or operation activities and as such it is unlikely any pollutant pathway will be created.	Minor	Unlikely	Low	No further consideration necessary.
	Sewage Pumping Station	**HLU1076**	Sewage pumping station, still present.	Metals, petroleum hydrocarbons, PAH, asbestos, microbial contamination, PFAS, inorganics, hazardous gases.	Within Order Limits and study area	Head Deposits (clay, silt, sand and gravel)	Lambeth Group (clay, silt and sand)				x	x	x	x	x								Secondary Aquifer - Undifferentiated	Unproductive strata	SPZ III	85	Mild	Low likelihood	Low	Small scale pumping station, no evidence of pollution.	The pumping station is located adjacent to the Order Limits along an existing road. The road is proposed to be used for temporary utility works. Whilst unlikely, the potential source may be disturbed by proposed construction or operation activities and as such a pathway may be created. Therefore there is a possible plausible pollutant linkage. The potential source is of a scale that can be dealt with by standard protocols including a watching brief and materials management, as required by the project REAC.	Minor	Unlikely	Low	Implementation of standard protocols including watching brief and materials management as detailed in the REAC as required.
	Groves Farm landfill	**HLU1110**	Historical landfill (filled 1972 to 1978 with inert industrial, commercial and household wastes). Aerial imagery shows that the site is now scrubland (Earthstar Geographics 2022)	Metals, inorganics, petroleum hydrocarbons, PAH, PFAS, ammoniacal nitrogen, asbestos, hazardous gases, VOC, SVOC.	Within Order Limits and study area	Head (Clay, Silt, Sand and Gravel)	London Clay Formation (Clay, Silt and Sand)	x	x	x	x	x	x	x	x		x			x	x	x	Secondary Aquifer - Undifferentiated; Secondary Aquifer - A	Unproductive Strata	SPZ III	14	Mild	Likely	Low	Unlikely to be a significant risk. Potential impact to wider soil and groundwater. May influence baseline soil and groundwater quality.	The landfill is located adjacent to two existing roads tot the west and south proposed for use in temporary utility works. whilst unlikely if any localised impacts are present that may be disturbed by proposed construction or operation activities, this can be dealt with by standard protocols including watching brief and materials management, as required by the project REAC.	Mild	Low Likelihood	Low	Implementation of standard protocols including watching brief and materials management as detailed in the REAC as required.
	Works and electricity substation	**HLU1112**	Works shown between 1967 to 1987 in pit with an associated substation.	Metals, asbestos, petroleum hydrocarbons, PCB.	Within 250m study area	Boyn Hill Gravel Member (Sand and Gravel) (removed in this location due to Hall Farm gravel pit)	London Clay Formation (Clay, Silt and Sand)						x	x									Secondary Aquifer - Undifferentiated; Secondary Aquifer - A	Unproductive Strata	SPZ III	86	Minor	Likely	Low	Unlikely to be a significant risk. Likely to have been buried in Groves Farm Landfill but may impact local groundwater quality. Risk to water resources low given limited size of potential impact from hydrocarbons and low mobility of PCBs.	The substation is located adjacent to an existing road proposed for use in temporary utility works. Whilst unlikely, the potential source may be disturbed by proposed construction or operation activities and as such a pathway may be created. Therefore there is a possible plausible pollutant linkage. The potential source is of a scale that can be dealt with by standard protocols including a watching brief and materials management, as required by the project REAC.	Minor	Unlikely	Low	Implementation of standard protocols including watching brief and materials management as detailed in the REAC as required.

					Location and Geology			Potential Pathways									Human Health Receptors						Controlled Water Receptors				Preliminary Qualitative Risk Assessment				Generic Quantitative Risk Assessment				
	Name	Ref. No	Description	Potential Contaminants associated with contaminant source	Location with respect to Order Limits and Study Area	Generalised Superficial Geology	Generalised Bedrock Geology	D-S	D-G	A	V	F	S-G	G-L	G-SW	R-SW	RH01	RH02	RH03	RH04	RH05	RH06	Superficial Aquifer	Bedrock Aquifer	SPZ	Surface Water	Severity	Likelihood	Preliminary Qualitative Risk Assessment Rating	Potential Significance of Pollutant Linkage(s)	Discussion of Further Assessment in Relation to Proposed Design and GQRA	Severity	Likelihood	Generic Quantitative Risk Assessment Rating	Outcome of Further Assessment in Relation to Proposed Design and GQRA
						Superficial Geology provided by BGS	Bedrock Geology provided by BGS	Direct/dermal contact and incidental ingestion of contaminated soil	Direct/dermal contact and incidental ingestion of contaminated groundwater	Ingestion of soil or wind-blown dust	Build-up of vapour or gases in confined spaces	Inhalation of vapours, gases or wind-blown dust or flares	Leaching of contaminants from soil into groundwater	Migration of contaminated groundwater on or off site	Groundwater migration to surface waters	Contaminated runoff to watercourse/ sediment from land to surface waters	Construction workers	Operational staff	Road users	Adjacent land users - residents	On site and adjacent land users — public open space	Adjacent land users – industrial, commercial and agricultural workers, and users of recreational sites	Aquifer(s)	Aquifer(s)	SPZ	Distance to SW (m)									
1	2	3	4	5		9	10	11	12	13	14	15	16	17	18	19	20	21	22	23	24	25	26	27	28	29	30	31	32	33	34	35	36	37	38
	Infilled Gravel Pit	**HLU1139**	Gravel pit mapped between 1821 and 1938. Likely infilled by 1954. The fill material is not known.	Metals, asbestos, petroleum hydrocarbons, inorganics, PAH and hazardous gases.	Within Order Limits and study area	Lynch Hill Gravel Member (sand and gravel)	London Clay Formation (Clay, Silt and Sand)	x	x		x	x	x	x	x		x					x	Secondary Aquifer - A	Unproductive Strata	SPZ III	162	Minor	Likely	Low	Unlikely to be a significant risk due to size and age.	The potential source is adjacent to proposed NMU and main works construction access route. Whilst unlikely, the potential source may be disturbed by proposed construction or operation activities and as such a pathway may be created. Therefore there is a possible plausible pollutant linkage. The potential source is of a scale that can be dealt with by standard protocols including a watching brief and materials management, as required by the project REAC.	Minor	Unlikely	Low	Implementation of standard protocols including watching brief and materials management as detailed in the REAC as required.
	Hall Farm Landfill	**HLU1140**	Gravel pit shown 1895 to 1967. Recorded as historical landfill (filled 1959 to 1984 with inert, commercial and household wastes).	Metals, inorganics, petroleum hydrocarbons, PAH, PFAS, ammoniacal nitrogen, asbestos, VOC, SVOC, hazardous gases.	Within Order Limits and study area	Boyn Hill Gravel Member (Sand and Gravel)	London Clay Formation (Clay, Silt and Sand)	x	x	x	x	x	x	x	x	x	x				x	x	x	Secondary Aquifer - A	Unproductive Strata	SPZ III	0	Mild	Likely	Low	Unlikely to be a significant risk. May influence baseline soil and groundwater quality.	The former landfill is located within the main works construction area. The proposed NMU route runs along the west and south boundaries, temporary utilities are proposed in the south east corner and a main works construction compound is located adjacent to the west. The potential source may be disturbed by proposed construction or operation activities and as such a pathway may be created. Therefore there is a possible plausible pollutant linkage. The potential source requires further assessment and possible remedial	Mild	Likely	Low	Requires further assessment and/or remedial works.
	Infilled gravel pit	**HLU1116**	Small gravel pit 1866 to 1954. Potentially infilled 1954–1967.	Metals, petroleum hydrocarbons, PAH, inorganics, asbestos, hazardous gases.	Within Order Limits and study area	Boyn Hill Gravel Member (Sand and Gravel)	London Clay Formation (Clay, Silt and Sand)				x	x	x	x	x	x	x				x	x	x	Secondary Aquifer - A	Unproductive Strata	SPZ III	0	Minor	Likely	Low	Unlikely to be a significant risk due to size and age.	Proposed temporary utility works pass over the site. The potential source may be disturbed by proposed construction or operation activities and as such a pathway may be created. Therefore there is a possible plausible pollutant linkage. The potential source is of a scale that can be dealt with by standard protocols including a watching brief and materials management, as required by the project REAC.	Minor	Low Likelihood	Low	Implementation of standard protocols including watching brief and materials management as detailed in the REAC as required.
	Potential asbestos containing irrigation pipes, Hall Farm.	**HLU1151**	Subsurface irrigation pipes may contain asbestos.	Asbestos.	Within Order Limits and study area	Head (Clay, Silt, Sand and Gravel)	London Clay Formation (Clay, Silt and Sand)					x					x	x	x			x	Secondary Aquifer - Undifferentiated	Unproductive Strata	SPZ III	0	Medium	Likely	Medium	Likely to require removal by specialist contractor due to pipes located beneath route.	The pipes are located beneath the proposed main route alignment and a proposed main works construction area. The potential source may be disturbed by proposed construction or operation activities and as such a pathway may be created. Therefore there is a possible plausible pollutant linkage. The potential source requires further assessment and possible remedial works (and likely removal by a specialist contractor).	Medium	Likely	Medium	Requires further assessment and/or remedial works.
	Electricity substation	**HLU1144**	Electricity substation appears on historical maps from 1974.	Petroleum hydrocarbons, PCB.	Within 250m study area	Boyn Hill Gravel Member (Sand and Gravel)	London Clay Formation (Clay, Silt and Sand)	x		x			x	x	x		x					x	Secondary Aquifer - A	Unproductive Strata	SPZ III	97	Mild	Likely	Low	Potential for unrecorded releases of PCBs. Risk to water resources low given limited size of potential impact from hydrocarbons, aquifer classification and low mobility of PCBs.	The potential source will not be disturbed by proposed construction or operation activities and as such it is unlikely any pollutant pathway will be created.	Minor	Unlikely	Low	No further consideration necessary.
	Hall Farm Nursery	**HLU1152**	Commercial glasshouses and landscape business (1974 to present).	Metals, petroleum hydrocarbons, PAH, inorganics, herbicides, pesticides, asbestos.	Within 250m study area	Head (Clay, Silt, Sand and Gravel); Boyn Hill Gravel Member (Sand and Gravel)	London Clay Formation (Clay, Silt and Sand)	x		x		x	x	x	x	x	x	x	x	x		x	Secondary Aquifer - Undifferentiated; Secondary Aquifer - A	Unproductive Strata	SPZ III	0	Minor	Likely	Low	Operational landscape gardening business. Any impacts present likely localised, resulting from material storage, use and spillages.	The potential source will not be disturbed by proposed construction or operation activities and as such it is unlikely any pollutant pathway will be created.	Minor	Unlikely	Low	No further consideration necessary.
	Romford & Grays Railway Line	**HLU1108**	Constructed by 1895. Still present and operational.	Petroleum hydrocarbons, PAH, inorganics, metals, asbestos.	Within Order Limits and study area	Head (Clay, Silt, Sand and Gravel); Lynch Hill Gravel Member (Sand and Gravel)	London Clay Formation (Clay, Silt and Sand)	x		x		x	x	x	x	x	x	x	x	x		x	Secondary Aquifer - Undifferentiated; Secondary Aquifer - A	Unproductive Strata	SPZ III	0	Minor	Likely	Low	Unlikely to significantly impact the route as planned intrusive works unlikely to affect railway line. Relatively low environmental mobility of CoC (hydrocarbons likely heavy end).	A number of proposed intrusive utility works cross the railway and proposed route alignment earthworks also pass over the railway. Therefore there is a possible plausible pollutant linkage. The potential source is of a scale that can be dealt with by standard protocols including a watching brief and materials management, as required by the project REAC.	Minor	Low Likelihood	Low	The requirement for further assessment and mitigation is detailed in the REAC.
	Baldwins Farm Landfill	**HLU1150**	Historical landfill, domestic and commercial waste, filling complete by 1990.	Metals, inorganics, petroleum hydrocarbons, PAH, ammoniacal nitrogen, asbestos, PFAS, VOC, SVOC, hazardous gases.	Within Order Limits and study area	Lynch Hill Gravel Member (Sand and Gravel)	London Clay Formation (Clay, Silt and Sand)		x		x	x	x	x	x	x							Secondary Aquifer - A	Unproductive Strata	SPZ III	0	Minor	Likely	Low	Permitted landfill. Unlikely to be a significant risk due to position next to existing M25 and limited potential for ground disturbance in this area. M25 is on an embankment in this area. Situated on low permeability London Clay. Potential wider impacts to soil and groundwater. May influence baseline quality data.	The former landfill is located adjacent to the existing M25. The potential source will not be disturbed by proposed construction or operation activities and as such it is unlikely any pollutant pathway will be created.	Minor	Unlikely	Low	No further consideration necessary.
	Manor Farm	**HLU1154**	Farmyard and farm buildings mapped from 1866.	Petroleum hydrocarbons, PAH, metals, inorganics pesticides, herbicides, asbestos, ammoniacal nitrogen, hazardous gases.	Within Order Limits and study area	Head (Clay, Silt, Sand and Gravel); Lynch Hill Gravel Member (Sand and Gravel)	London Clay Formation (Clay, Silt and Sand)				x		x	x	x									Secondary Aquifer - Undifferentiated; Secondary Aquifer - A	Unproductive Strata	SPZ III	13	Minor	Likely	Low	Unlikely to be a significant risk due to small size. Localised impacts may be present due to material storage, use and spillages. May influence local groundwater quality baseline.	The farm is positioned outside of the red line boundary. Intrusive utility works are proposed adjacent to the site. Whilst unlikely, the potential source may be disturbed by proposed construction or operation activities and as such a pathway may be created. Therefore there is a possible plausible pollutant linkage, but one that can be dealt with by standard protocols including a watching brief and materials management, as required by the project REAC.	Minor	Unlikely	Low	Implementation of standard protocols including watching brief and materials management as detailed in the REAC as required.
	Stubbers Outdoor Pursuits Centre Landfill	**HLU1159**	Historical landfill. Deposited waste included inert and industrial. Filling dates 1979 to 1980 (Landmark, 2018). Currently occupied by Stubbers Outdoor Pursuits Centre lakes.	Petroleum hydrocarbons, PAH, pesticides, herbicides, asbestos, metals, inorganics, ammoniacal nitrogen, hazardous gases	Within 250m study area	Lynch Hill Gravel Member (sand and gravel)	London Clay Formation (clay, silt and sand)		x				x	x	x	x	x						Secondary Aquifer - A	Unproductive strata	SPZ III	0	Medium	Low likelihood	Low	Possible impacts to groundwater and surface water.	The potential source will not be disturbed by proposed construction or operation activities and as such it is unlikely any pollutant pathway will be created.	Minor	Unlikely	Low	No further consideration necessary.
	Franks Farm Industrial Park	**HLU12115**	Former metal fabrication business.	Metals, petroleum hydrocarbons, asbestos, VOC, SVOC.	Within 250m study area	Head (Clay, Silt, Sand and Gravel)	London Clay Formation (Clay, Silt and Sand)						x	x	x	x							Secondary Aquifer - Undifferentiated; Secondary Aquifer - A	Unproductive Strata	SPZ III	8	Minor	Unlikely	Low	Unlikely to be a significant risk due to distance from site. Potential presence of clay reduces likelihood of impact to controlled waters.	The potential source will not be disturbed by proposed construction or operation activities and as such it is unlikely any pollutant pathway will be created.	Minor	Low Likelihood	Low	No further consideration necessary.
	Wyngray Farm	**HLU12117**	Farmyard and farm buildings, possible material storage.	Petroleum hydrocarbons, PAH, pesticides, asbestos, ammoniacal nitrogen, metals, inorganics, hazardous gases.	Within Order Limits and study area	Head (Clay, Silt, Sand and Gravel)	London Clay Formation (Clay, Silt and Sand)				x		x	x	x	x							Secondary Aquifer - Undifferentiated; Secondary Aquifer - A	Unproductive Strata	SPZ III	1	Minor	Likely	Low	Little information is available on the site use but may include materials storage. Localised impacts may be present due to material storage, use and spillages. Unlikely to be a significant risk due to likely size of potential primary sources and distance from site.	The potential source will not be disturbed by proposed construction or operation activities and as such it is unlikely any pollutant pathway will be created.	Minor	Low Likelihood	Low	No further consideration necessary.
	London, Tilbury and Southend Railway	**HLU1212**	Railway line constructed by 1895 and electrified from the 1960s.	Petroleum hydrocarbons, PAH, inorganics, metals, asbestos.	Within Order Limits and study area	Head (Clay, Silt, Sand and Gravel); Alluvium (Clay, Silt, Sand and Gravel)	London Clay Formation (Clay, Silt and Sand)	x		x		x	x	x	x	x	x	x	x		x	x	Secondary Aquifer - Undifferentiated; Secondary Aquifer - A	Unproductive Strata	SPZ III	0	Minor	Likely	Low	Unlikely to significantly impact the route as planned intrusive works unlikely to affect railway line. Relatively low mobility CoC (hydrocarbons likely heavy end).	The railway runs beneath the existing M25, intrusive utility works are proposed adjacent to the railway, as is a proposed drainage pond. A drainage pipe and associated bridge are also proposed. Whilst unlikely, the potential source may be disturbed by proposed construction or operation activities and as such a pathway may be created. Therefore there is a possible plausible pollutant linkage, but one that can be dealt with by standard protocols including a watching brief and materials management, as required by the project REAC.	Minor	Low Likelihood	Low	Implementation of standard protocols including watching brief and materials management as detailed in the REAC as required.
	Infilled Pond	**HLU1216**	Pond shown on historical maps from 1866 to 1967. Potentially infilled by 1975.	Metals, inorganics, petroleum hydrocarbons, PAH, asbestos and hazardous gases.	Within Order Limits and study area	Head (Clay, Silt, Sand and Gravel); Alluvium (Clay, Silt, Sand and Gravel)	Claygate Member (sandy clay)	x		x			x	x			x					x	Secondary Aquifer - Undifferentiated	Secondary Aquifer - Undifferentiated; Secondary Aquifer - A	SPZ III	207	Minor	Low likelihood	Low	Unlikely to be a significant risk due to age.	The infilled pond is at the location of a proposed ancient woodland mitigation planting with a utilities access route to the west. Whilst unlikely, the potential source may be disturbed by proposed construction or operation activities and as such a pathway may be created. Therefore there is a possible plausible pollutant linkage, but one that can be dealt with by standard protocols including a watching brief and materials management, as required by the project REAC.	Minor	Unlikely	Low	Implementation of standard protocols including watching brief and materials management as detailed in the REAC as required.
	Infilled Pond	**HLU1219**	Pond shown on historical maps from 1866 to 1967. Potentially infilled by 1975.	Metals, inorganics, petroleum hydrocarbons, PAH, asbestos and hazardous gases.	Within Order Limits and study area	Head (Clay, Silt, Sand and Gravel); Alluvium (Clay, Silt, Sand and Gravel)	London Clay Formation (Clay, Silt and Sand)	x		x	x	x	x	x	x			x	x			x	Secondary Aquifer - Undifferentiated	Unproductive Strata	SPZ III	164	Minor	Low likelihood	Low	Unlikely to be a significant risk due to age. Potential underlying clay reduces likelihood of impact to controlled waters.	The infilled pond is at the location of a proposed utilities logistics hub and utilities access road. Whilst unlikely, the potential source may be disturbed by proposed construction or operation activities and as such a pathway may be created. Therefore there is a possible plausible pollutant linkage, but one that can be dealt with by standard protocols including a watching brief and materials management, as required by the project REAC.	Minor	Unlikely	Low	Implementation of standard protocols including watching brief and materials management as detailed in the REAC as required.

Name	Ref. No	Description	Potential Contaminants associated with contaminant source	Location and Geology			Potential Pathways									Human Health Receptors						Controlled Water Receptors				Preliminary Qualitative Risk Assessment				Generic Quantitative Risk Assessment				
				Location with respect to Order Limits and Study Area	Generalised Superficial Geology	Generalised Bedrock Geology	D-S	D-G	A	V	F	S-G	G-L	G-SW	R-SW	RH01	RH02	RH03	RH04	RH05	RH06	Superficial Aquifer	Bedrock Aquifer	SPZ	Surface Water									
							Direct/dermal contact and incidental ingestion of contaminated soil	Direct/dermal contact and incidental ingestion of contaminated groundwater	Ingestion of soil or wind-blown dust	Build-up of vapour or gases in confined spaces	Inhalation of vapours, gases or wind-blown dust or flares	Leaching of contaminants from soil into groundwater	Migration of contaminated groundwater on or off site	Groundwater migration to surface waters	Contaminated runoff leaching sediment from land to surface waters	Construction workers	Operational staff	Road users	Adjacent land users - residents	On site and adjacent land users — public open space	Adjacent land users – industrial, commercial and agricultural workers, and users of recreational sites	Aquifer(s)	Aquifer(s)	SPZ	Distance to SW (m)	Severity	Likelihood	Preliminary Qualitative Risk Assessment Rating	Potential Significance of Pollutant Linkage(s)	Discussion of Further Assessment in Relation to Proposed Design and GQRA	Severity	Likelihood	Generic Quantitative Risk Assessment Rating	Outcome of Further Assessment in Relation to Proposed Design and GQRA
1	2	3	4	5		9	10	11	12	13	14	15	16	17	18	19	20	21	22	23	24	25	26	27	28	29	30	31	32	33	34	35	36	37	38
	Infilled Pond	**HLU1220**	Pond shown on historical maps from 1866 to 1967. Potentially infilled by 1975.	Metals, inorganics, petroleum hydrocarbons, PAH, asbestos and hazardous gases.	Within Order Limits and study area	Head (Clay, Silt, Sand and Gravel); Alluvium (Clay, Silt, Sand and Gravel)	London Clay Formation (Clay, Silt and Sand)	x			x	x	x	x			x					x	Secondary Aquifer - Undifferentiated	Unproductive Strata	SPZ III	121	Minor	Low likelihood	Low	Unlikely to be a significant risk due to age. Potential underlying clay reduces likelihood of impact to controlled waters.	The nature of the fill material is unknown and may have included contaminated material, although any degradable material or organic contaminants are likely to have substantially degraded since filling occurred. Whilst unlikely, the potential source may be disturbed by proposed construction or operation activities and as such a pathway may be created. Therefore there is a possible plausible pollutant linkage, but one that can be dealt with by standard protocols including a watching brief and materials management, as required by the project REAC	Minor	Unlikely	Low	Implementation of standard protocols including watching brief and materials management as detailed in the REAC as required.
	Infilled Pond	**HLU1238**	Pond shown on historical maps from 1865 to 1958. Potentially infilled by 1963.	Metals, inorganics, petroleum hydrocarbons, PAH, asbestos and hazardous gases.	Within Order Limits and study area	Head (Clay, Silt, Sand and Gravel); Alluvium (Clay, Silt, Sand and Gravel)	London Clay Formation (Clay, Silt and Sand)	x	x	x	x	x	x	x			x					x	Secondary Aquifer - Undifferentiated	Unproductive Strata	SPZ III	108	Minor	Low likelihood	Low	Unlikely to be a significant risk due to age. Potential underlying clay reduces likelihood of impact to controlled waters.	The infilled pond is at the location of proposed utilities. Whilst unlikely, the potential source may be disturbed by proposed construction or operation activities and as such a pathway may be created. Therefore there is a possible plausible pollutant linkage, but one that can be dealt with by standard protocols including a watching brief and materials management, as required by the project REAC.	Minor	Unlikely	Low	Implementation of standard protocols including watching brief and materials management as detailed in the REAC as required.
	Infilled Pond	**HLU1250**	Pond shown on historical maps from 1866 to 1967. Potentially infilled by 1975.	Metals, inorganics, petroleum hydrocarbons, PAH, asbestos and hazardous gases.	Within Order Limits and study area	No superficial deposits	Claygate Member (sandy clay)	x		x			x	x			x					x	N/A	Secondary Aquifer - A	SPZ III	233	Minor	Low likelihood	Low	Unlikely to be a significant risk due to age.	The infilled pond is at the location of a proposed ancient woodland mitigation planting with a utilities access route to the west. Whilst unlikely, the potential source may be disturbed by proposed construction or operation activities and as such a pathway may be created. Therefore there is a possible plausible pollutant linkage, but one that can be dealt with by standard protocols including a watching brief and materials management, as required by the project REAC.	Minor	Unlikely	Low	Implementation of standard protocols including watching brief and materials management as detailed in the REAC as required.
	Infilled Pond	**HLU1260**	Pond shown on historical maps from 1895 to 1958. Potentially infilled by 1960.	Metals, inorganics, petroleum hydrocarbons, PAH, asbestos and hazardous gases.	Within Order Limits and study area	Head (Clay, Silt, Sand and Gravel); Alluvium (Clay, Silt, Sand and Gravel)	London Clay Formation (Clay, Silt and Sand)	x	x	x	x	x	x	x			x					x	Secondary Aquifer - Undifferentiated	Unproductive Strata	SPZ III	267	Minor	Low likelihood	Low	Unlikely to be a significant risk due to age. Potential underlying clay reduces likelihood of impact to controlled waters.	The infilled pond falls within the location of proposed multi-utility networks. Whilst unlikely, the potential source may be disturbed by proposed construction or operation activities and as such a pathway may be created. Therefore there is a possible plausible pollutant linkage, but one that can be dealt with by standard protocols including a watching brief and materials management, as required by the project REAC.	Minor	Unlikely	Low	Implementation of standard protocols including watching brief and materials management as detailed in the REAC as required.
	Infilled Pond	**HLU1282**	Pond shown on historical maps from 1865 to 1963. Potentially infilled by 1967.	Metals, inorganics, petroleum hydrocarbons, PAH, asbestos and hazardous gases.	Within Order Limits and study area	Alluvium (Clay, Silt, Sand and Gravel)	London Clay Formation (Clay, Silt and Sand)	x	x	x	x	x	x	x	x		x					x	Secondary Aquifer - Undifferentiated	Unproductive strata	SPZ III	0	Minor	Low likelihood	Low	Unlikely to be a significant risk due to age. Potential underlying clay reduces likelihood of impact to controlled waters.	The infilled pond falls within the location of a main works construction access route. Whilst unlikely, the potential source may be disturbed by proposed construction or operation activities and as such a pathway may be created. Therefore there is a possible plausible pollutant linkage, but one that can be dealt with by standard protocols including a watching brief and materials management, as required by the project REAC.	Minor	Unlikely	Low	Implementation of standard protocols including watching brief and materials management as detailed in the REAC as required.
	Infilled Pond	**HLU1286**	Pond shown on historical maps from 1895 to 1967. Potentially infilled by 1975.	Metals, inorganics, petroleum hydrocarbons, PAH, asbestos and hazardous gases.	Within Order Limits and study area	Head (Clay, Silt, Sand and Gravel); Alluvium (Clay, Silt, Sand and Gravel)	London Clay Formation (Clay, Silt and Sand)	x	x	x	x	x	x	x	x		x					x	Secondary Aquifer - Undifferentiated	Unproductive Strata	SPZ III	3	Minor	Low likelihood	Low	Unlikely to be a significant risk due to age. Potential underlying clay reduces likelihood of impact to controlled waters.	The infilled pond falls within the location of a main works construction access route and adjacent to a proposed pond. Whilst unlikely, the potential source may be disturbed by proposed construction or operation activities and as such a pathway may be created. Therefore there is a possible plausible pollutant linkage, but one that can be dealt with by standard protocols including a watching brief and materials management, as required by the project REAC.	Minor	Low Likelihood	Low	Implementation of standard protocols including watching brief and materials management as detailed in the REAC as required.
	Infilled Pond	**HLU1233**	Former pond infilled with unknown material between 1975 and 1988. Partially under M25 embankment.	Petroleum hydrocarbons, PAH, inorganics, metals, asbestos, hazardous gases.	Within Order Limits and study area	Head (Clay, Silt, Sand and Gravel)	London Clay Formation (Clay, Silt and Sand)	x		x	x	x	x	x	x		x	x	x			x	Secondary Aquifer - Undifferentiated; Secondary Aquifer - A	Unproductive Strata	SPZ III	140	Minor	Low likelihood	Low	Unlikely to cause significant impact to the route as is located beneath existing embankment. Presence of clay reduces likelihood of significant impact to controlled waters, but feature is adjacent to surface water.	The infilled pond is located beneath existing M25 embankment. Intrusive utility works are proposed over the eastern portion of the potential source . Whilst unlikely, the potential source may be disturbed by proposed construction or operation activities and as such a pathway may be created. Therefore there is a possible plausible pollutant linkage, but one that can be dealt with by standard protocols including a watching brief and materials management, as required by the project REAC.	Minor	Unlikely	Low	Implementation of standard protocols including watching brief and materials management as detailed in the REAC as required.
	Little Tabrams Farm	**HLU12116**	Farmyard and farm buildings first mapped from 1985	Petroleum hydrocarbons, PAH, pesticides, herbicides, asbestos, metals, inorganics, ammoniacal nitrogen, hazardous gases.	Within 250m study area	Head (Clay, Silt, Sand and Gravel)	London Clay Formation (Clay, Silt and Sand)						x	x	x								Secondary Aquifer - Undifferentiated	Unproductive Strata	SPZ III	162	Minor	Low likelihood	Low	Unlikely to be a significant risk due to likely size of potential primary sources and distance from site. Potential presence of clay reduces likelihood of impact to controlled waters.	The potential source will not be disturbed by proposed construction or operation activities and as such it is unlikely any pollutant pathway will be created.	Minor	Unlikely	Low	No further consideration necessary.
	Infilled ponds	**HLU12114**	Agricultural field with two infilled ponds (filled prior to 1958) and possible recent earthworks (2018).	Metals, petroleum hydrocarbons, PAH, inorganics, asbestos, hazardous gases, herbicides, pesticides.	Within 250m study area	Head (Clay, Silt, Sand and Gravel)	London Clay Formation (Clay, Silt and Sand)						x	x	x								Secondary Aquifer - Undifferentiated	Unproductive Strata	SPZ III	131	Minor	Low likelihood	Low	Unlikely to be a significant risk due to age and distance from the development boundary. Potential underlying clay reduces likelihood of impact to controlled waters.	The potential source will not be disturbed by proposed construction or operation activities and as such it is unlikely any pollutant pathway will be created.	Minor	Unlikely	Low	No further consideration necessary.
	Industrial units at Folkes Farm	**HLU12111**	Former farm now occupied by industrial and commercial businesses. First shown approximately 1866.	Petroleum hydrocarbons, PAH, metals, inorganics, pesticides, phenols, herbicides, asbestos, ammoniacal nitrogen, hazardous gases.	Within Order Limits and study area	Head (Clay, Silt, Sand and Gravel)	London Clay Formation (Clay, Silt and Sand)	x		x	x		x	x	x								Secondary Aquifer - Undifferentiated	Unproductive Strata	SPZ III	165	Minor	Low likelihood	Low	Unlikely to be a significant risk due to likely size of potential primary sources and distance from site. Potential localised impacts from material storage and spillages. Potential for unrecorded pollution impacts. Potential underlying clay reduces likelihood of impact to controlled waters.	The potential source will not be disturbed by proposed construction or operation activities and as such it is unlikely any pollutant pathway will be created.	Minor	Unlikely	Low	No further consideration necessary.
	Junction 29 Works Yard	**HLU12112**	Soil processing facility (pre-2010 to present), and highway contractor's compound (2010 to present).	Petroleum hydrocarbons, PAH inorganics, metals.	Within Order Limits and study area	Head (Clay, Silt, Sand and Gravel); Alluvium (Clay, Silt, Sand and Gravel)	London Clay Formation (Clay, Silt and Sand)	x		x			x	x	x	x	x				x	x	Secondary Aquifer - Undifferentiated; Secondary Aquifer - A	Unproductive Strata	SPZ III	0	Minor	Low likelihood	Low	Unlikely to be a significant risk due to relatively recent nature of land use. Potential underlying clay reduces likelihood of impact to controlled waters.	The works yard is located on the boundary of the Order Limits, adjacent to junction 29 of the M25. The route alignment runs to the north and west of the potential source. Proposed utilities and NMU route cross the potential source in the north east corner. Whilst unlikely and limited, the potential source may be disturbed by proposed construction or operation activities and as such a pathway may be created. Therefore there is a possible plausible pollutant linkage, but one that can be dealt with by standard protocols including a watching brief and materials management, as required by the project REAC.	Minor	Low Likelihood	Low	Implementation of standard protocols including watching brief and materials management as detailed in the REAC as required.
	Codham Hall Industrial Units	**HLU12113**	Industrial units (possibly warehousing and offices) and vehicle storage.	Petroleum hydrocarbons, PAH, metals, inorganics.	Within 250m study area	Head (Clay, Silt, Sand and Gravel)	London Clay Formation (Clay, Silt and Sand)				x		x	x	x	x							Secondary Aquifer - Undifferentiated	Unproductive Strata	SPZ III	9	Minor	Low likelihood	Low	Unlikely to be a significant risk. Known land use is generally of low pollution potential. Potential underlying clay reduces likelihood of impact to controlled waters.	The potential source is located outside the Order Limits to the north east of junction 29 of the M25. The potential source will not be disturbed by proposed construction or operation activities and as such it is unlikely any pollutant pathway will be created.	Minor	Unlikely	Low	No further consideration necessary.
	Ground Gas within Alluvium and Peat Deposits	**HLU9901**	Ground gas, principally methane, with low oxygen levels, stored within peat layers in Alluvium in soil gas and dissolved phase.	Hazardous gases	Within Order Limits and study area	Alluvium (Clay, Silty, Peaty, Sandy)	Lewes Nodular Chalk Formation, Seaford Chalk Formation and Newhaven Chalk Formation (Undifferentiated) (Chalk)				x	x	x	x	x		x	x	x				N/A	N/A	None	N/A	Severe	Likely	High	Potential for release of stored geological methane within peat deposits during construction. Sufficient methane release may cause catastrophic damage to buildings or infrastructure. Potential for migration and release of dissolved methane during dewatering or similar.	Refer to the respective Package CLRAs for specific risk assessments where required	Location specific	Location specific	Location specific	Location specific
	Ground Gas within chalk	**HLU9902**	Ground gas, principally carbon dioxide, with low oxygen levels, within chalk strata in soil gas and dissolved phase.	Hazardous gases	Within Order Limits and study area	Various	Lewes Nodular Chalk Formation, Seaford Chalk Formation and Newhaven Chalk Formation (Undifferentiated) (Chalk)				x	x	x	x	x		x	x	x				N/A	N/A	None	N/A	Mild	Likely	Low	Potential for encountering high levels of carbon dioxide in confined spaces such as tunnel portals and during dewatering which may require additional controls to be in place.	Refer to the respective Package CLRAs for specific risk assessments where required	Location specific	Location specific	Location specific	Location specific

					Location and Geology			Potential Pathways									Human Health Receptors						Controlled Water Receptors				Preliminary Qualitative Risk Assessment				Generic Quantitative Risk Assessment				
	Name	Ref. No	Description	Potential Contaminants associated with contaminant source	Location with respect to Order Limits and Study Area	Generalised Superficial Geology	Generalised Bedrock Geology	D-S	D-G	A	V	F	S-G	G-L	G-SW	R-SW	RH01	RH02	RH03	RH04	RH05	RH06	Superficial Aquifer	Bedrock Aquifer	SPZ	Surface Water	Severity	Likelihood	Preliminary Qualitative Risk Assessment Rating	Potential Significance of Pollutant Linkage(s)	Discussion of Further Assessment in Relation to Proposed Design and GQRA	Severity	Likelihood	Generic Quantitative Risk Assessment Rating	Outcome of Further Assessment in Relation to Proposed Design and GQRA
						Superficial Geology provided by BGS	Bedrock Geology provided by BGS	Direct/dermal contact and incidental ingestion of contaminated soil	Direct/dermal contact and incidental ingestion of contaminated groundwater	Ingestion of soil or wind-blown dust	Build-up of vapours or gases in confined spaces	Inhalation of vapours, gases or wind-blown dust or fibres	Leaching of contaminants from soil into groundwater	Migration of contaminated groundwater on or off site	Groundwater migration to surface waters	Contaminated runoff (water and sediment) from land to surface waters	Construction workers	Operational staff	Road users	Adjacent land users - residents	On site and adjacent land users — public open space	Adjacent land users – industrial, commercial and agricultural workers, and users of recreational sites	Aquifer(s)	Aquifer(s)	SPZ	Distance to SW (m)									
1	2	3	4	5		9	10	11	12	13	14	15	16	17	18	19	20	21	22	23	24	25	26	27	28	29	30	31	32	33	34	35	36	37	38
	Radon gas within phosphatic chalk	HLU9903	Radon gas generated by areas of phosphatic chalk (if present).	Hazardous gases, nutrients	Within Order Limits and study area	Various	Lewes Nodular Chalk Formation, Seaford Chalk Formation and Newhaven Chalk Formation (Undifferentiated) (Chalk)				x	x					x	x	x				N/A	N/A	None	N/A	Mild	Likely	Low	Potential for encountering radon (carcinogenic) if phosphatic chalk encountered. Currently no evidence it is present. May require additional controls to be in place if present.	No evidence of phosphatic chalk has been recorded during site investigation, therefore no associated source of radon encountered.	Minor	Unlikely	Low	No further consideration necessary.

Annex D-B Soil assessment results

Uncontrolled when printed – Copyright © - 2022
National Highways Limited – all rights reserved

				Location_Code	BH12018	BH12018	BH12018	BH12018	BH12018	BH12020	BH12020	BH12020	BH14004	BH14004	BH14004	BH14008
				Sample_Depth_Range	0.05-0.05	0.5-0.5	1-1	3.7-3.7	3.7-3.7	0.05-0.05	0.9-0.9	3-3	0.05-0.15	0.65-0.75	5.3-5.5	0.05-0.15
				Sampled_Date_Time	04/03/2020	04/03/2020	04/03/2020	05/03/2020	05/03/2020	13/03/2020	13/03/2020	16/03/2020	28/02/2020	28/02/2020	03/03/2020	02/03/2020
				LQM S4UL Public Open Space (POS) Residential - 1% SOM (GAC)												
Chem_Group	ChemName	output unit	EQL													
Metals	Antimony	mg/kg	0.6	-	-	-	-	-	-	-	-	-	-	-	-	-
	Arsenic	mg/kg	0.6	79	10.9	11.2	9.94	6.5	6.42	14	10.7	3.26	7.47	8.45	3.85	8.49
	Boron	mg/kg	1	21000	<1	1.45	2.5	1.24	<1	<1	<1	<1	<1	<1	<1	<1
	Cadmium	mg/kg	0.02	120	0.159	0.0916	0.0373	0.0866	1.22	0.682	0.146	0.0215	0.0533	<0.02	0.0202	0.209
	Chromium (hexavalent)	mg/kg	0.6	7.7	<0.6	<0.6	<0.6	<0.6	<0.6	<0.6	<0.6	<0.6	1.2	<0.6	<0.6	<0.6
	Chromium	mg/kg	0.9	[#1]	18	27.8	25.1	12.8	10.5	17.3	15	11.9	13.1	13	18.5	15.4
	Copper	mg/kg	1.4	12000	18.3	21.7	17.2	6.01	9	14.9	2.11	2.08	13.2	7.15	10.5	13.1
	Lead	mg/kg	0.7	630[#2]	50.6	18.7	12.4	5.84	14.1	63.2	7.57	3.59	44.6	7.98	4.93	32.9
	Mercury	mg/kg	0.14	[#3]	<0.14	<0.14	<0.14	<0.14	<0.14	<1.4	<0.14	<0.14	<0.14	<0.14	<0.14	<0.14
	Molybdenum	mg/kg	0.1	-	-	-	-	-	-	-	-	-	-	-	-	-
	Nickel	mg/kg	0.2	230[#4]	16.9	19	27.3	13.7	13.3	13.5	4.59	3.06	10.5	14.4	12.1	12.4
	Selenium	mg/kg	1	1100	<1	<1	<1	<1	<1	<10	<1	<1	<1	<1	<1	<1
	Vanadium	mg/kg	0.2	2000	-	-	-	-	-	-	-	-	-	-	-	-
	Zinc	mg/kg	1.9	81000	85.2	80.3	62	22.3	82.3	46.5	15.4	11.8	46.5	27.1	33	53.3
Asbestos	Anthophyllite	Detect			0	0	0	0	0	0	0	0	0	0	0	0
	Asbestos: Actinolite	Detect			0	0	0	0	0	0	0	0	0	0	0	0
	Crocidolite Asbestos	Detect			0	0	0	0	0	0	0	0	0	0	0	0
	Chrysotile Asbestos	Detect			0	0	0	0	0	0	0	0	0	0	0	0
	Amosite Asbestos	Detect			0	0	0	0	0	0	0	0	0	0	0	0
	Non-Asbestos Fibre	Detect			0	0	0	0	1	0	0	0	0	0	0	0
	Tremolite	Detect			0	0	0	0	0	0	0	0	0	0	0	0
Inorganics	Ammoniacal Nitrogen as N	mg/kg	12		-	-	-	-	-	-	-	-	<12	<12	<12	<12
	Cyanide (Free)	mg/kg	1		<1	<1	<1	<1	<1	<1	<1	<1	<1	<1	<1	<1
	Cyanide Total	mg/kg	1		<1	<1	<1	<1	<1	<1	<1	<1	<1	<1	<1	<1
	cyanides-complex	mg/kg	1		<1	<1	<1	<1	<1	<1	<1	<1	<1	<1	<1	<1
PAH	Naphthalene	mg/kg	0.009	4900	<0.009	<0.009	<0.009	<0.009	<0.009	<0.009	<0.009	<0.009	<0.009	<0.009	<0.009	<0.009
	Acenaphthene	mg/kg	0.008	15000	0.0115	<0.008	<0.008	<0.008	<0.008	<0.008	<0.008	<0.008	<0.008	<0.008	<0.008	<0.008
	Acenaphthylene	mg/kg	0.012	15000	0.015	<0.012	<0.012	<0.012	<0.012	<0.012	<0.012	<0.012	<0.012	<0.012	<0.012	<0.012
	Fluoranthene	mg/kg	0.017	3100	0.442	<0.017	<0.017	<0.017	<0.017	0.0484	<0.017	<0.017	<0.1 - 0.127	<0.017	<0.017	<0.017
	Anthracene	mg/kg	0.016	74000	0.0298	<0.016	<0.016	<0.016	<0.016	<0.016	<0.016	<0.016	<0.016	<0.016	<0.016	<0.016
	Phenanthrene	mg/kg	0.015	3100	0.185	<0.015	<0.015	<0.015	<0.015	<0.015	<0.015	<0.015	<0.1 - 0.0378	<0.015	<0.015	<0.1 - 0.0229
	Fluorene	mg/kg	0.01	9900	<0.01	<0.01	<0.01	<0.01	<0.01	<0.01	<0.01	<0.01	<0.01	<0.01	<0.01	<0.01
	Chrysene	mg/kg	0.01	57	0.179	<0.01	<0.01	<0.01	<0.01	0.0276	<0.01	<0.01	<0.1 - 0.0523	<0.01	<0.01	<0.1 - 0.0263
	Pyrene	mg/kg	0.015	7400	0.366	<0.015	<0.015	<0.015	<0.015	0.0418	<0.015	<0.015	<0.1 - 0.106	<0.015	<0.015	<0.1 - 0.0522
	Benzo(a)anthracene	mg/kg	0.014	29	0.171	<0.014	<0.014	<0.014	<0.014	0.0276	<0.014	<0.014	<0.1 - 0.0531	<0.014	<0.014	<0.1 - 0.0255
	Benzo(b)fluoranthene	mg/kg	0.015	7.1	0.222	<0.015	<0.015	<0.015	<0.015	0.0369	<0.015	<0.015	<0.1 - 0.092	<0.015	<0.015	<0.1 - 0.0466
	Benzo(k)fluoranthene	mg/kg	0.014	190	0.0809	<0.014	<0.014	<0.014	<0.014	<0.014	<0.014	<0.014	<0.1 - 0.0319	<0.014	<0.014	<0.014
	Benzo(a)pyrene	mg/kg	0.015	5.7	0.142	<0.015	<0.015	<0.015	<0.015	0.0248	<0.015	<0.015	<0.1 - 0.0546	<0.015	<0.015	<0.1 - 0.0293
	Dibenz(a,h)anthracene	mg/kg	0.023	0.57	<0.023	<0.023	<0.023	<0.023	<0.023	<0.023	<0.023	<0.023	<0.023	<0.023	<0.023	<0.023
	Benzo(g,h,i)perylene	mg/kg	0.024	640	0.113	<0.024	<0.024	<0.024	<0.024	<0.024	<0.024	<0.024	<0.1 - 0.0398	<0.024	<0.024	<0.024
	Indeno(1,2,3-c,d)pyrene	mg/kg	0.018	82	0.12	<0.018	<0.018	<0.018	<0.018	<0.018	<0.018	<0.018	<0.1 - 0.0377	<0.018	<0.018	<0.1 - 0.0234
	PAH 16 Total	mg/kg	0.118		2.08	<0.118	<0.118	<0.118	<0.118	0.207	<0.118	<0.118	0.632	<0.118	<0.118	0.226
TPH CWG	>C5-C6 Aliphatics	mg/kg	0.01	(sol)570000[#5]	-	-	-	-	-	-	-	-	-	-	-	-
	>C6-C8 Aliphatics	mg/kg	0.01	600000	-	-	-	-	-	-	-	-	-	-	-	-
	>C10-C44 Aliphatics	mg/kg	5		-	-	-	-	-	-	-	-	-	-	-	-
	>C10-C44 Aliphatics/Aromatics	mg/kg	10		-	-	-	-	-	-	-	-	-	-	-	-
	>C8-C10 Aliphatics	mg/kg	0.01	13000	-	-	-	-	-	-	-	-	-	-	-	-
	>C10-C12 Aliphatics	mg/kg	1	13000	-	-	-	-	-	-	-	-	-	-	-	-
	>C12-C16 Aliphatics	mg/kg	1	13000	-	-	-	-	-	-	-	-	-	-	-	-
	>C16-C21 Aliphatics	mg/kg	1	125000[#6]	-	-	-	-	-	-	-	-	-	-	-	-
	>C21-C35 Aliphatics	mg/kg	1	125000[#6]	-	-	-	-	-	-	-	-	-	-	-	-
	>C35-C44 Aliphatics	mg/kg	1	250000	-	-	-	-	-	-	-	-	-	-	-	-
	>C5-C10 Aliphatics	mg/kg	0.05		-	-	-	-	-	-	-	-	-	-	-	-
	>EC5-EC10 Aromatics	mg/kg	0.05		-	-	-	-	-	-	-	-	-	-	-	-
	>EC6-EC7 Aromatics	mg/kg	0.01		-	-	-	-	-	-	-	-	-	-	-	-
	>EC7-EC8 Aromatics	mg/kg	0.01	56000	-	-	-	-	-	-	-	-	-	-	-	-
	>EC8-EC10 Aromatics	mg/kg	0.01	5000	-	-	-	-	-	-	-	-	-	-	-	-
	>EC10-EC12 Aromatics	mg/kg	1	5000	-	-	-	-	-	-	-	-	-	-	-	-
	>EC10-EC44 Aromatics	mg/kg	5		-	-	-	-	-	-	-	-	-	-	-	-
	>EC12-EC16 Aromatics	mg/kg	1	5100	-	-	-	-	-	-	-	-	-	-	-	-
	>EC16-EC21 Aromatics	mg/kg	1	3800	-	-	-	-	-	-	-	-	-	-	-	-
	>EC21-EC35 Aromatics	mg/kg	1	3800	-	-	-	-	-	-	-	-	-	-	-	-
	>EC35-EC44 Aromatics	mg/kg	1	3800	-	-	-	-	-	-	-	-	-	-	-	-
	>EC40-EC44 Aromatics	mg/kg	1		-	-	-	-	-	-	-	-	-	-	-	-
	TPH Aliphatics & Aromatics >C5-44	mg/kg	10		-	-	-	-	-	-	-	-	-	-	-	-
TPH	>C5-C6	mg/kg	0.02		<0.02	<0.02	<0.02	<0.02	<0.02	<0.02	<0.02	<0.02	<0.02	<0.02	<0.02	<0.02
	>C6-C7	mg/kg	0.02		<0.02	<0.02	<0.02	<0.02	<0.02	<0.02	<0.02	<0.02	<0.02	<0.02	<0.02	<0.02
	>C7-C8	mg/kg	0.02		<0.02	<0.02	<0.02	<0.02	<0.02	<0.02	<0.02	<0.02	<0.02	<0.02	<0.02	<0.02
	>C8-C10	mg/kg	0.02		<0.02	<0.02	<0.02	<0.02	<0.02	<0.02	0.0655	<0.02	<0.02	0.131	<0.02	<0.02
	>C10-C12	mg/kg	0.02		<0.02	<0.02	<0.02	<0.02	<0.02	<0.02	<35 - 0.0294	<0.02	<0.02	<35 - 0.077	<0.02	<0.02
	>C12-C16	mg/kg	35		<35	<35	<35	<35	<35	<35	<35	<35	<35	<35	<35	<35
	>C16-C21	mg/kg	35		<35	<35	<35	<35	<35	<35	<35	<35	<35	<35	<35	<35
	>C21-C28	mg/kg	35		<35	<35	<35	<35	<35	<35	<35	<35	<35	<35	<35	<35
	>C28-C35	mg/kg	35		<35	<35	<35	<35	<35	<35	<35	<35	<35	<35	<35	<35
	>C35-C40	mg/kg	35		<35	<35	<35	<35	<35	<35	<35	<35	<35	<35	<35	<35
	GRO >C5-10	mg/kg	0.02		-	-	-	-	-	-	-	-	-	-	-	-
	EPH>C5-40	mg/kg	35		-	-	-	-	-	-	-	-	-	-	-	-
	EPH >C10-40	mg/kg	35		<35	<35	<35	<35	<35	<35	<35	<35	<35	<35	<35	<35
	GRO >C5-12	mg/kg	0.1		<0.1	<0.1	<0.1	<0.1	<0.1	<0.1	0.123	<0.1	<0.1	0.252	<0.1	<0.1
	Total Petroleum Hydrocarbons	mg/kg	35		<35	<35	<35	<35	<35	<35	<35	<35	<35	<35	<35	<35
BTEX and MTBE	Benzene	mg/kg	0.009	72	<0.18	<0.009	<0.009	<0.009	<0.009	<0.009	<0.009	<0.009	<0.009	<0.009	<0.009	<0.009
	Toluene	mg/kg	0.007	56000	<0.14	<0.007	<0.007	<0.007	<0.007	<0.007	<0.007	<0.007	<0.007	<0.007	<0.007	<0.007
	Ethylbenzene	mg/kg	0.004	24000	<0.08	<0.004	<0.004	<0.004	<0.004	<0.004	<0.004	<0.004	<0.004	<0.004	<0.004	<0.004
	Xylene (m & p)	mg/kg	0.01	41000[#7]	<0.2	<0.01	<0.01	<0.01	<0.01	<0.01	<0.01	<0.01	<0.01	<0.01	<0.01	<0.01
	Xylene (o)	mg/kg	0.01	41000	<0.2	<0.01	<0.01	<0.01	<0.01	<0.01	<0.01	<0.01	<0.01	<0.01	<0.01	<0.01
	Xylene Total	mg/kg	0.02		-	-	-	-	-	-	-	-	-	-	-	-
	MTBE	mg/kg	0.01		<0.2	<0.01	<0.01	<0.01	<0.01	<0.01	<0.01	<0.01	<0.01	<0.01	<0.01	<0.01
	Total BTEX	mg/kg	0.04		<0.8	<0.04	<0.04	<0.04	<0.04	<0.04	<0.04	<0.04	<0.04	<0.04	<0.04	<0.04
VOC	Styrene	mg/kg	0.01		-	-	-	-	-	-	-	-	<0.01	<0.01	<0.01	<0.01
	cis-1,3-dichloropropene	mg/kg	0.01		-	-	-	-	-	-	-	-	<0.01	<0.01	<0.01	<0.01
	trans-1,3-dichloropropene	mg/kg	0.01		-	-	-	-	-	-	-	-	<0.01	<0.01	<0.01	<0.01
	1,1,1,2-tetrachloroethane	mg/kg	0.01	1400	-	-	-	-	-	-	-	-	<0.01	<0.01	<0.01	<0.01
	1,1,1-trichloroethane	mg/kg	0.007	140000	-	-	-	-	-	-	-	-	<0.007	<0.007	<0.007	<0.007
	1,1,2,2-tetrachloroethane	mg/kg	0.01	1400	-	-	-	-	-	-	-	-	<0.01	<0.01	<0.01	<0.01
	1,1,2-trichloroethane	mg/kg	0.01		-	-	-	-	-	-	-	-	<0.01	<0.01	<0.01	<0.01
	1,1-dichloroethane	mg/kg	0.008		-	-	-	-	-	-	-	-	<0.008	<0.008	<0.008	<0.008
	1,1-dichloroethene	mg/kg	0.01		-	-	-	-	-	-	-	-	<0.01	<0.01	<0.01	<0.01
	1,1-dichloropropene	mg/kg	0.01		-	-	-	-	-	-	-	-	<0.01	<0.01	<0.01	<0.01
	1,2,3-trichloropropane	mg/kg	0.016		-	-	-	-	-	-	-	-	<0.016	<0.016	<0.016	<0.016
	1,2,4-trimethylbenzene	mg/kg	0.009		-	-	-	-	-	-	-	-	<0.009	<0.009	<0.009	<0.009
	1,2-dibromo-3-chloropropane	mg/kg	0.014		-	-	-	-	-	-	-	-	<0.014	<0.014	<0.014	<0.014
	1,2-dibromoethane	mg/kg	0.01		-	-	-	-	-	-	-	-	<0.01	<0.01	<0.01	<0.01
	1,2-dichloroethane	mg/kg	0.005	29	-	-	-	-	-	-	-	-	<0.005	<0.005	<0.005	<0.005
	1,2-dichloropropane	mg/kg	0.01		-	-	-	-	-	-	-	-	<0.01	<0.01	<0.01	<0.01
	1,3,5-trimethylbenzene	mg/kg	0.008		-	-	-	-	-	-	-	-	<0.008	<0.008	<0.008	<0.008
	1,3-dichloropropane	mg/kg	0.007		-	-	-	-	-	-	-	-	<0.007	<0.007	<0.007	<0.007
	2,2-dichloropropane	mg/kg	0.01		-	-	-	-	-	-	-	-	<0.01	<0.01	<0.01	<0.01
	2-chlorotoluene	mg/kg	0.009		-	-	-	-	-	-	-	-	<0.009	<0.009	<0.009	<0.009
	4-chlorotoluene	mg/kg	0.01		-	-	-	-	-	-	-	-	<0.01	<0.01	<0.01	<0.01
	Bromobenzene	mg/kg	0.01		-	-	-	-	-	-	-	-	<0.01	<0.01	<0.01	<0.01
	Bromochloromethane	mg/kg	0.01		-	-	-	-	-	-	-	-	<0.01	<0.01	<0.01	<0.01
	Bromodichloromethane	mg/kg	0.007		-	-	-	-	-	-	-	-	<0.007	<0.007	<0.007	<0.007
	Bromoform	mg/kg	0.01		-	-	-	-	-	-	-	-	<0.01	<0.01	<0.01	<0.01
	Bromomethane	mg/kg	0.01		-	-	-	-	-	-	-	-	<0.01	<0.01	<0.01	<0.01
	Carbon disulfide	mg/kg	0.007	11000	-	-	-	-	-	-	-	-	<0.007	<0.007	<0.007	<0.007
	Carbon tetrachloride	mg/kg	0.01	890	-	-	-	-	-	-	-	-	<0.01	<0.01	<0.01	<0.01
	Chlorodibromomethane	mg/kg	0.01		-	-	-	-	-	-	-	-	<0.01	<0.01	<0.01	<0.01
	Chloroethane	mg/kg	0.01		-	-	-	-	-	-	-	-	<0.01	<0.01	<0.01	<0.01
	Chloroform	mg/kg	0.008	2500	-	-	-	-	-	-	-	-	<0.008	<0.008	<0.008	<0.008

				Location_Code	BH12018	BH12018	BH12018	BH12018	BH12018	BH12020	BH12020	BH12020	BH14004	BH14004	BH14004	BH14008
				Sample_Depth_Range	0.05-0.05	0.5-0.5	1-1	3.7-3.7	3.7-3.7	0.05-0.05	0.9-0.9	3-3	0.05-0.15	0.65-0.75	5.3-5.5	0.05-0.15
				Sampled_Date_Time	04/03/2020	04/03/2020	04/03/2020	05/03/2020	05/03/2020	13/03/2020	13/03/2020	16/03/2020	28/02/2020	28/02/2020	03/03/2020	02/03/2020
				LQM S4UL Public Open Space (POS) Residential - 1% SOM (GAC)												
Chem_Group	ChemName	output unit	EQL													
	Chloromethane	mg/kg	0.007		-	-	-	-	-	-	-	-	<0.007	<0.007	<0.007	<0.007
	cis-1,2-dichloroethene	mg/kg	0.006		-	-	-	-	-	-	-	-	<0.006	<0.006	<0.006	<0.006
	Dibromomethane	mg/kg	0.009		-	-	-	-	-	-	-	-	<0.009	<0.009	<0.009	<0.009
	Dichlorodifluoromethane	mg/kg	0.006		-	-	-	-	-	-	-	-	<0.006	<0.006	<0.006	<0.006
	Dichloromethane	mg/kg	0.01		-	-	-	-	-	-	-	-	<0.01	<0.01	<0.01	<0.01
	Isopropylbenzene	mg/kg	0.005		-	-	-	-	-	-	-	-	<0.005	<0.005	<0.005	<0.005
	n-butylbenzene	mg/kg	0.011		-	-	-	-	-	-	-	-	<0.011	<0.011	<0.011	<0.011
	n-propylbenzene	mg/kg	0.01		-	-	-	-	-	-	-	-	<0.01	<0.01	<0.01	<0.01
	p-isopropyltoluene	mg/kg	0.01		-	-	-	-	-	-	-	-	<0.01	<0.01	<0.01	<0.01
	sec-butylbenzene	mg/kg	0.01		-	-	-	-	-	-	-	-	<0.01	<0.01	<0.01	<0.01
	Trichloroethene	mg/kg	0.009	120	-	-	-	-	-	-	-	-	<0.009	<0.009	<0.009	<0.009
	tert-butylbenzene	mg/kg	0.014		-	-	-	-	-	-	-	-	<0.014	<0.014	<0.014	<0.014
	Tetrachloroethene	mg/kg	0.005	1400	-	-	-	-	-	-	-	-	<0.005	<0.005	<0.005	<0.005
	trans-1,2-dichloroethene	mg/kg	0.01		-	-	-	-	-	-	-	-	<0.01	<0.01	<0.01	<0.01
	Trichlorofluoromethane	mg/kg	0.006		-	-	-	-	-	-	-	-	<0.006	<0.006	<0.006	<0.006
	Vinyl chloride	mg/kg	0.006	3.5	-	-	-	-	-	-	-	-	<0.006	<0.006	<0.006	<0.006
	tert-Amyl methyl ether	mg/kg	0.01		-	-	-	-	-	-	-	-	<0.01	<0.01	<0.01	<0.01
VOC/SVOC	1,2,3-trichlorobenzene	mg/kg	0.02	1800	-	-	-	-	-	-	-	-	<0.02	<0.02	<0.02	<0.02
	1,2,4-trichlorobenzene	mg/kg	0.02	15000	-	-	-	-	-	-	-	-	<0.02	<0.02	<0.02	<0.02
	1,2-dichlorobenzene	mg/kg	0.01	90000	-	-	-	-	-	-	-	-	<0.01	<0.01	<0.01	<0.01
	1,3-dichlorobenzene	mg/kg	0.008	300	-	-	-	-	-	-	-	-	<0.008	<0.008	<0.008	<0.008
	1,4-dichlorobenzene	mg/kg	0.005	17000	-	-	-	-	-	-	-	-	<0.005	<0.005	<0.005	<0.005
	Chlorobenzene	mg/kg	0.005	11000	-	-	-	-	-	-	-	-	<0.005	<0.005	<0.005	<0.005
	Hexachlorobutadiene	mg/kg	0.02	25	-	-	-	-	-	-	-	-	<0.02	<0.02	<0.02	<0.02
SVOC	4-bromophenyl phenyl ether	mg/kg	0.1		-	-	-	-	-	-	-	-	<0.1	<0.1	<0.1	<0.1
	4-nitroaniline	mg/kg	0.1		-	-	-	-	-	-	-	-	<0.1	<0.1	<0.1	<0.1
	4-nitrophenol	mg/kg	0.1		-	-	-	-	-	-	-	-	<0.1	<0.1	<0.1	<0.1
	2,4,5-trichlorophenol	mg/kg	0.1		-	-	-	-	-	-	-	-	<0.1	<0.1	<0.1	<0.1
	2,4,6-trichlorophenol	mg/kg	0.1		-	-	-	-	-	-	-	-	<0.1	<0.1	<0.1	<0.1
	2,4-dichlorophenol	mg/kg	0.1		-	-	-	-	-	-	-	-	<0.1	<0.1	<0.1	<0.1
	2,4-dimethylphenol	mg/kg	0.1		-	-	-	-	-	-	-	-	<0.1	<0.1	<0.1	<0.1
	2,4-dinitrotoluene	mg/kg	0.1		-	-	-	-	-	-	-	-	<0.1	<0.1	<0.1	<0.1
	2,6-dinitrotoluene	mg/kg	0.1		-	-	-	-	-	-	-	-	<0.1	<0.1	<0.1	<0.1
	2-chloronaphthalene	mg/kg	0.1		-	-	-	-	-	-	-	-	<0.1	<0.1	<0.1	<0.1
	2-chlorophenol	mg/kg	0.1		-	-	-	-	-	-	-	-	<0.1	<0.1	<0.1	<0.1
	2-methylnaphthalene	mg/kg	0.1		-	-	-	-	-	-	-	-	<0.1	<0.1	<0.1	<0.1
	2-methylphenol	mg/kg	0.1		-	-	-	-	-	-	-	-	<0.1	<0.1	<0.1	<0.1
	2-nitroaniline	mg/kg	0.1		-	-	-	-	-	-	-	-	<0.1	<0.1	<0.1	<0.1
	2-nitrophenol	mg/kg	0.1		-	-	-	-	-	-	-	-	<0.1	<0.1	<0.1	<0.1
	3-nitroaniline	mg/kg	0.1		-	-	-	-	-	-	-	-	<0.1	<0.1	<0.1	<0.1
	4-chloro-3-methylphenol	mg/kg	0.1		-	-	-	-	-	-	-	-	<0.1	<0.1	<0.1	<0.1
	4-chloroaniline	mg/kg	0.1		-	-	-	-	-	-	-	-	<0.1	<0.1	<0.1	<0.1
	4-chlorophenyl phenyl ether	mg/kg	0.1		-	-	-	-	-	-	-	-	<0.1	<0.1	<0.1	<0.1
	4-methylphenol	mg/kg	0.1		-	-	-	-	-	-	-	-	<0.1	<0.1	<0.1	<0.1
	Azobenzene	mg/kg	0.1		-	-	-	-	-	-	-	-	<0.1	<0.1	<0.1	<0.1
	Bis(2-chloroethoxy) methane	mg/kg	0.1		-	-	-	-	-	-	-	-	<0.1	<0.1	<0.1	<0.1
	Bis(2-chloroethyl)ether	mg/kg	0.1		-	-	-	-	-	-	-	-	<0.1	<0.1	<0.1	<0.1
	Bis(2-chloroisopropyl) ether	mg/kg	0.1		-	-	-	-	-	-	-	-	<0.1	<0.1	<0.1	<0.1
	Bis(2-ethylhexyl) phthalate	mg/kg	0.1		-	-	-	-	-	-	-	-	<0.1	<0.1	<0.1	<0.1
	Butyl benzyl phthalate	mg/kg	0.1		-	-	-	-	-	-	-	-	<0.1	<0.1	<0.1	<0.1
	Carbazole	mg/kg	0.1		-	-	-	-	-	-	-	-	<0.1	<0.1	<0.1	<0.1
	Dibenzofuran	mg/kg	0.1		-	-	-	-	-	-	-	-	<0.1	<0.1	<0.1	<0.1
	Diethylphthalate	mg/kg	0.1		-	-	-	-	-	-	-	-	<0.1	<0.1	<0.1	<0.1
	Dimethyl phthalate	mg/kg	0.1		-	-	-	-	-	-	-	-	<0.1	<0.1	<0.1	<0.1
	Di-n-butyl phthalate	mg/kg	0.1		-	-	-	-	-	-	-	-	<0.1	<0.1	<0.1	<0.1
	Di-n-octyl phthalate	mg/kg	0.1		-	-	-	-	-	-	-	-	<0.1	<0.1	<0.1	<0.1
	Hexachlorobenzene	mg/kg	0.05	16	-	-	-	-	-	-	-	-	<0.1	<0.1	<0.1	<0.1
	Hexachlorocyclopentadiene	mg/kg	0.1		-	-	-	-	-	-	-	-	<0.1	<0.1	<0.1	<0.1
	Hexachloroethane	mg/kg	0.1		-	-	-	-	-	-	-	-	<0.1	<0.1	<0.1	<0.1
	Isophorone	mg/kg	0.1		-	-	-	-	-	-	-	-	<0.1	<0.1	<0.1	<0.1
	Nitrobenzene	mg/kg	0.1		-	-	-	-	-	-	-	-	<0.1	<0.1	<0.1	<0.1
	N-nitrosodi-n-propylamine	mg/kg	0.1		-	-	-	-	-	-	-	-	<0.1	<0.1	<0.1	<0.1
	Pentachlorophenol	mg/kg	0.1	60	-	-	-	-	-	-	-	-	<0.1	<0.1	<0.1	<0.1
PCB	Heptachlorobiphenyl, 2,3,3,4,4,5,5- (PCB 189)	mg/kg	0.003		-	-	-	-	-	-	-	-	<0.003	<0.003	<0.003	<0.003
	Hexachlorobiphenyl, 2,3,3,4,4,5- (PCB 156)	mg/kg	0.003		-	-	-	-	-	-	-	-	<0.003	<0.003	<0.003	<0.003
	Hexachlorobiphenyl, 2,3,3,4,4,5- (PCB 157)	mg/kg	0.003		-	-	-	-	-	-	-	-	<0.003	<0.003	<0.003	<0.003
	Hexachlorobiphenyl, 2,3,4,4,5,5- (PCB 167)	mg/kg	0.003		-	-	-	-	-	-	-	-	<0.003	<0.003	<0.003	<0.003
	Hexachlorobiphenyl, 3,3,4,4,5,5- (PCB 169)	mg/kg	0.003		-	-	-	-	-	-	-	-	<0.003	<0.003	<0.003	<0.003
	PCB 101	mg/kg	0.003		-	-	-	-	-	-	-	-	<0.003	<0.003	<0.003	<0.003
	PCB 118	mg/kg	0.003		-	-	-	-	-	-	-	-	<0.003	<0.003	<0.003	<0.003
	PCB 138	mg/kg	0.003		-	-	-	-	-	-	-	-	<0.003	<0.003	<0.003	<0.003
	PCB 153	mg/kg	0.003		-	-	-	-	-	-	-	-	<0.003	<0.003	<0.003	<0.003
	PCB 180	mg/kg	0.003		-	-	-	-	-	-	-	-	<0.003	<0.003	<0.003	<0.003
	PCB 28	mg/kg	0.003		-	-	-	-	-	-	-	-	<0.003	<0.003	<0.003	<0.003
	PCB 52	mg/kg	0.003		-	-	-	-	-	-	-	-	<0.003	<0.003	<0.003	<0.003
	Pentachlorobiphenyl, 2,3,3,4,4- (PCB 105)	mg/kg	0.003		-	-	-	-	-	-	-	-	<0.003	<0.003	<0.003	<0.003
	Pentachlorobiphenyl, 2,3,4,4,5- (PCB 114)	mg/kg	0.003		-	-	-	-	-	-	-	-	<0.003	<0.003	<0.003	<0.003
	Pentachlorobiphenyl, 2,3,4,4,5- (PCB 123)	mg/kg	0.003		-	-	-	-	-	-	-	-	<0.003	<0.003	<0.003	<0.003
	Pentachlorobiphenyl, 3,3,4,4,5- (PCB 126)	mg/kg	0.003		-	-	-	-	-	-	-	-	<0.003	<0.003	<0.003	<0.003
	Tetrachlorobiphenyl, 3,3,4,4- (PCB 77)	mg/kg	0.003		-	-	-	-	-	-	-	-	<0.003	<0.003	<0.003	<0.003
	Tetrachlorobiphenyl, 3,4,4,5- (PCB 81)	mg/kg	0.003		-	-	-	-	-	-	-	-	<0.003	<0.003	<0.003	<0.003
	Total PCB 7 Congeners	mg/kg	0.021		-	-	-	-	-	-	-	-	<0.021	<0.021	<0.021	<0.021
	Total PCB WHO 12	mg/kg	0.036		-	-	-	-	-	-	-	-	<0.036	<0.036	<0.036	<0.036
Phenolics	Xylenols	mg/kg	0.015		<0.015	<0.015	<0.015	<0.015	<0.015	<0.015	<0.015	<0.015	<0.015	<0.015	<0.015	<0.015
	Cresol Total	mg/kg	0.01		<0.01	<0.01	<0.01	<0.01	<0.01	<0.01	<0.01	<0.01	<0.01	<0.01	<0.01	<0.01
	Phenol	mg/kg	0.01	(dir)76[8]	<0.01	<0.01	<0.01	<0.01	<0.01	<0.01	<0.01	<0.01	<0.01	<0.01	<0.01	<0.01
	Phenols Monohydric	mg/kg	0.035		<0.035	<0.035	<0.035	<0.035	<0.035	<0.035	<0.035	<0.035	<0.035	<0.035	<0.035	<0.035
Organotins	Dibutyltin	mg/kg			-	-	-	-	-	-	-	-	-	-	-	-
	Monophenyltin	mg/kg			-	-	-	-	-	-	-	-	0.02	0.02	<0.02	0.03
	Diphenyltin	mg/kg			-	-	-	-	-	-	-	-	-	-	-	-
	Monobutyltin	mg/kg			-	-	-	-	-	-	-	-	-	-	-	-
	Tetrabutyltin	mg/kg			-	-	-	-	-	-	-	-	-	-	-	-
	Tributyltin	mg/kg			-	-	-	-	-	-	-	-	<0.02	<0.02	<0.02	<0.02
	Triphenyltin	mg/kg			-	-	-	-	-	-	-	-	-	-	-	-
Pesticides	Heptachlor epoxide	mg/kg	0.05		-	-	-	-	-	-	-	-	-	-	-	-
	2,4,5-TP (Silvex)	mg/kg			-	-	-	-	-	-	-	-	-	-	-	-
	Hedonal	mg/kg			-	-	-	-	-	-	-	-	-	-	-	-
	2,4-DDT	mg/kg	0.05		-	-	-	-	-	-	-	-	-	-	-	-
	2,4-Dichlorprop	mg/kg			-	-	-	-	-	-	-	-	-	-	-	-
	4-(2,4-Dichlorophenoxy)butyric Acid (2,4-DB)	mg/kg			-	-	-	-	-	-	-	-	-	-	-	-
	4,4-DDE	mg/kg	0.05		-	-	-	-	-	-	-	-	-	-	-	-
	a-BHC	mg/kg	0.05	24	-	-	-	-	-	-	-	-	-	-	-	-
	Aldrin	mg/kg	0.05	18	-	-	-	-	-	-	-	-	-	-	-	-
	Atrazine	mg/kg	0.05	1200	-	-	-	-	-	-	-	-	-	-	-	-
	Azinophos methyl	mg/kg	0.05		-	-	-	-	-	-	-	-	-	-	-	-
	b-BHC	mg/kg	0.05	8.1	-	-	-	-	-	-	-	-	-	-	-	-
	Bentazone	mg/kg			-	-	-	-	-	-	-	-	-	-	-	-
	Chlordane (cis)	mg/kg	0.05		-	-	-	-	-	-	-	-	-	-	-	-
	Chlordane (trans)	mg/kg	0.05		-	-	-	-	-	-	-	-	-	-	-	-
	Chlorfenvinphos	mg/kg	0.05		-	-	-	-	-	-	-	-	-	-	-	-
	Chlorotoluron	mg/kg			-	-	-	-	-	-	-	-	-	-	-	-
	Chlorpyrifos-methyl	mg/kg	0.05		-	-	-	-	-	-	-	-	-	-	-	-
	Cyanazine	mg/kg			-	-	-	-	-	-	-	-	-	-	-	-
	d-BHC	mg/kg	0.05		-	-	-	-	-	-	-	-	-	-	-	-
	DDD	mg/kg	0.05		-	-	-	-	-	-	-	-	-	-	-	-
	DDT	mg/kg	0.05		-	-	-	-	-	-	-	-	-	-	-	-
	Diazinon	mg/kg	0.05		-	-	-	-	-	-	-	-	-	-	-	-
	Dichlorvos	mg/kg	0.05	16	-	-	-	-	-	-	-	-	-	-	-	-
	Dieldrin	mg/kg	0.05	18	-	-	-	-	-	-	-	-	-	-	-	-

				Location Code	BH12018	BH12018	BH12018	BH12018	BH12018	BH12020	BH12020	BH12020	BH14004	BH14004	BH14004	BH14008
				Sample Depth Range	0.05-0.05	0.5-0.5	1-1	3.7-3.7	3.7-3.7	0.05-0.05	0.9-0.9	3-3	0.05-0.15	0.65-0.75	5.3-5.5	0.05-0.15
				Sampled Date Time	04/03/2020	04/03/2020	04/03/2020	05/03/2020	05/03/2020	13/03/2020	13/03/2020	16/03/2020	28/02/2020	28/02/2020	03/03/2020	02/03/2020
Chem Group	ChemName	output unit	EQL	LQM S4UL Public Open Space (POS) Residential - 1% SOM (GAC)												
	Dimethoate	mg/kg	0.05		-	-	-	-	-	-	-	-	-	-	-	-
	Diuron	mg/kg			-	-	-	-	-	-	-	-	-	-	-	-
	Endosulfan I	mg/kg	0.05	1200	-	-	-	-	-	-	-	-	-	-	-	-
	Endosulfan II	mg/kg	0.05		-	-	-	-	-	-	-	-	-	-	-	-
	Endrin	mg/kg	0.05		-	-	-	-	-	-	-	-	-	-	-	-
	Fenitrothion	mg/kg	0.05		-	-	-	-	-	-	-	-	-	-	-	-
	Fenthion	mg/kg	0.05		-	-	-	-	-	-	-	-	-	-	-	-
	Fluroxypyr	mg/kg			-	-	-	-	-	-	-	-	-	-	-	-
	g-BHC (Lindane)	mg/kg	0.05	8.2	-	-	-	-	-	-	-	-	-	-	-	-
	Heptachlor	mg/kg	0.05		-	-	-	-	-	-	-	-	-	-	-	-
	Isodrin	mg/kg	0.05		-	-	-	-	-	-	-	-	-	-	-	-
	Isoproturon	mg/kg			-	-	-	-	-	-	-	-	-	-	-	-
	Linuron	mg/kg			-	-	-	-	-	-	-	-	-	-	-	-
	Malathion	mg/kg	0.05		-	-	-	-	-	-	-	-	-	-	-	-
	2-Methyl-4-chlorophenoxyacetic acid	mg/kg			-	-	-	-	-	-	-	-	-	-	-	-
	2-Methyl-4-Chlorophenoxy Butanoic Acid	mg/kg			-	-	-	-	-	-	-	-	-	-	-	-
	Mecoprop	mg/kg			-	-	-	-	-	-	-	-	-	-	-	-
	Methoxychlor	mg/kg	0.05		-	-	-	-	-	-	-	-	-	-	-	-
	Methyl parathion	mg/kg	0.05		-	-	-	-	-	-	-	-	-	-	-	-
	Mevinphos (Phosdrin)	mg/kg	0.05		-	-	-	-	-	-	-	-	-	-	-	-
	o,p-DDD	mg/kg	0.05		-	-	-	-	-	-	-	-	-	-	-	-
	o,p'-DDE	mg/kg	0.05		-	-	-	-	-	-	-	-	-	-	-	-
	Parathion	mg/kg	0.05		-	-	-	-	-	-	-	-	-	-	-	-
	Pendimethalin	mg/kg	0.05		-	-	-	-	-	-	-	-	-	-	-	-
	Phorate	mg/kg	0.05		-	-	-	-	-	-	-	-	-	-	-	-
	Prometryn	mg/kg	0.05		-	-	-	-	-	-	-	-	-	-	-	-
	Pronamide	mg/kg	0.05		-	-	-	-	-	-	-	-	-	-	-	-
	Propazine	mg/kg	0.05		-	-	-	-	-	-	-	-	-	-	-	-
	Simazine	mg/kg	0.05		-	-	-	-	-	-	-	-	-	-	-	-
	Terbutryn	mg/kg	0.05		-	-	-	-	-	-	-	-	-	-	-	-
	Terbutylazine	mg/kg	0.05		-	-	-	-	-	-	-	-	-	-	-	-
	Triadimefon	mg/kg	0.05		-	-	-	-	-	-	-	-	-	-	-	-
	Triclopyr	mg/kg			-	-	-	-	-	-	-	-	-	-	-	-
	Trifluralin	mg/kg	0.05		-	-	-	-	-	-	-	-	-	-	-	-
SVOC TIC	SVOC TICS - Detect	Detect			-	-	-	-	-	-	-	-	0	0	0	0
	SVOC Tentatively Identified Compounds	mg/kg	0.1		-	-	-	-	-	-	-	-	<1	<1	<1	<1
VOC TIC	VOC TICs - Detect	Detect			-	-	-	-	-	-	-	-	0	0	-	-
	VOC Tentatively Identified Compounds	mg/kg	0.01		-	-	-	-	-	-	-	-	<0.05	<0.05	-	-
Other	Temperature	°C			17.9	15.8	17.9	17.2	18	18.4	17.2	17.2	19.3	16.8 - 19.4	18.2	15.9
	Conductivity @ 20oC	µS/cm	14		334 - 441	222 - 259	254 - 313	364 - 450	337 - 422	38.5 - 39.9	94.4 - 101	165 - 173	30.2 - 37.3	<14 - 19.7	163 - 164	17.9 - 24.2
	Moisture Content (dried @35oC)	%			13	17	15	12	11	13	12	20	12	9.4	21	14
	pH (Lab)	pH_Units	1		8.25 - 8.69	8.31 - 8.79	8.13 - 8.8	8.66 - 9.1	8.53 - 8.68	6.58 - 7.48	7.32 - 9.16	7.72 - 8.48	6.54 - 7.96	7.23 - 8.6	6.94 - 8.15	6.36 - 8.39
	Total Organic Carbon	%	0.2		0.901	0.347	0.245	<0.2	<0.2	0.821	0.226	<0.2	0.652	<0.2	<0.2	0.563

Environmental Standards Comments
#1:GAC is only presented as speciated chromium. 7.7mg/kg is used for hexavalent. If hexavalent chromium (CrVI) data is available, a value of 1,500mg/kg may be appropriate for the remaining trivalent chromium (CrIII).
#2:C4SL for lead adopted
#3:GAC only presented as speciated mercury. 16mg/kg is used for elemental mercury. If the CSM indicates that elemental mercury is not a CoC and mercury is present in an inorganic form, a value of 120mg/kg for inorganic mercury may be appropriate
#4:Updated S4UL for nickel
#5:S4UL exceeds solubility saturation limit
#6:Criteria derived for Ali>C16-C35 split between Ali>C16-21 & Ali>C21-35. Requires summation of fractions to use Ali>C16-C35 criteria.
#7:Criteria presented is for p-xylene. A separate value is presented for o-xylene.
#8:S4UL based on a threshold protective of direct skin contact with phenol

Key
27.8 Result exceeds GAC

Notes
Where a range is given a determinand has been analysed for by more than one method

				Location_Code	BH14008	BH14012	BH14012	BH14012	BH14012	BH14012	BH14012	BH14017	BH14017	BH14017	BH14017	BH15003A
				Sample_Depth_Range	1-1.1	0.25-0.35	0.55-0.65	0.55-0.65	0.95-1.05	4.95-5.15	7.8-7.95	0.05-0.05	0.8-0.8	4.7-4.7	4.7-4.7	0.05-0.15
				Sampled_Date_Time	02/03/2020	19/02/2020	19/02/2020	19/02/2020	19/02/2020	21/02/2020	21/02/2020	10/03/2020	10/03/2020	10/03/2020	10/03/2020	05/02/2020
				LQM S4UL Public Open Space (POS) Residential - 1% SOM (GAC)												
Chem_Group	**ChemName**	**output unit**	**EQL**													
Metals	Antimony	mg/kg	0.6		-	-	-	-	-	-	-	-	-	-	-	-
	Arsenic	mg/kg	0.6	79	11.5	7.98	7.09	8.9	7.75	16.8	3.02	10.6	10.8	6.69	7.96	11.1
	Boron	mg/kg	1	21000	<1	<1	<1	<1	<1	<1	<1	<1	<1	<1	<1	1.25
	Cadmium	mg/kg	0.02	120	0.0867	0.178	0.0437	0.0515	0.0653	0.0389	0.0256	0.368	0.198	0.215	0.224	0.581
	Chromium (hexavalent)	mg/kg	0.6	7.7	<0.6	<0.6	<0.6	<0.6	<0.6	<0.6	<0.6	<0.6	<0.6	<0.6	<0.6	<0.6
	Chromium	mg/kg	0.9	[#1]	14.1	13.3	11.8	20.4	13.5	8	4.71	14.4	14.5	4.02	3.42	29.8
	Copper	mg/kg	1.4	12000	7.24	11.9	5.82	9.6	5.06	5.25	1.62	14.9	7	2.99	3.59	14.5
	Lead	mg/kg	0.7	630[#2]	9.01	24	6.98	11.4	6.61	4.53	3.95	56.3	8.36	3.95	4.81	26.2
	Mercury	mg/kg	0.14	[#3]	<0.14	<0.14	<0.14	<0.14	<0.14	<0.14	<0.14	<0.14	<0.14	<0.14	<0.14	<0.14
	Molybdenum	mg/kg	0.1		-	-	-	-	-	-	-	-	-	-	-	-
	Nickel	mg/kg	0.2	230[#4]	15.3	10.6	11.4	16.4	10.5	7.02	2.06	12.7	15.3	8.03	8.92	18.8
	Selenium	mg/kg	1	1100	<1	<1	<1	<1	<1	<1	<1	<1	<1	<1	<1	<1
	Vanadium	mg/kg	0.2	2000	-	-	-	-	-	-	-	-	-	-	-	-
	Zinc	mg/kg	1.9	81000	28.3	49.2	23.2	35.3	19.8	9.14	10.3	63	28.4	12.7	15.5	61.4
Asbestos	Anthophyllite	Detect			0	0	0	0	0	0	0	0	0	0	0	0
	Asbestos: Actinolite	Detect			0	0	0	0	0	0	0	0	0	0	0	0
	Crocidolite Asbestos	Detect			0	0	0	0	0	0	0	0	0	0	0	0
	Chrysotile Asbestos	Detect			0	0	0	0	0	0	0	0	0	0	0	0
	Amosite Asbestos	Detect			0	0	0	0	0	0	0	0	0	0	0	0
	Non-Asbestos Fibre	Detect			0	0	0	0	0	0	0	0	0	0	0	0
	Tremolite	Detect			0	0	0	0	0	0	0	0	0	0	0	0
Inorganics	Ammoniacal Nitrogen as N	mg/kg	12		<12	-	-	-	-	-	-	<12	<12	<12	<12	-
	Cyanide (Free)	mg/kg	1		<1	<1	<1	<1	<1	<1	<1	<1	<1	<1	<1	<1
	Cyanide Total	mg/kg	1		<1	<1	<1	<1	<1	<1	<1	<1	<1	<1	<1	<1
	cyanides-complex	mg/kg	1		<1	<1	<1	<1	<1	<1	<1	<1	<1	<1	<1	<1
PAH	Naphthalene	mg/kg	0.009	4900	<0.009	<0.009	<0.009	<0.009	<0.009	<0.009	<0.009	<0.009	<0.009	<0.009	<0.009	<0.009
	Acenaphthene	mg/kg	0.008	15000	<0.008	<0.008	<0.008	<0.008	<0.008	<0.008	<0.008	<0.008	<0.008	<0.008	<0.008	<0.008
	Acenaphthylene	mg/kg	0.012	15000	<0.012	<0.012	<0.012	<0.012	<0.012	<0.012	<0.012	<0.012	<0.012	<0.012	<0.012	<0.012
	Fluoranthene	mg/kg	0.017	3100	<0.017	0.044	<0.017	<0.017	<0.017	<0.017	<0.017	<0.1 - 0.0324	<0.017	<0.017	<0.017	0.0322
	Anthracene	mg/kg	0.016	74000	<0.016	<0.016	<0.016	<0.016	<0.016	<0.016	<0.016	<0.016	<0.016	<0.016	<0.016	<0.016
	Phenanthrene	mg/kg	0.015	3100	<0.015	<0.015	<0.015	<0.015	<0.015	<0.015	<0.015	<0.015	<0.015	<0.015	<0.015	<0.015
	Fluorene	mg/kg	0.01	9900	<0.01	<0.01	<0.01	<0.01	<0.01	<0.01	<0.01	<0.01	<0.01	<0.01	<0.01	<0.01
	Chrysene	mg/kg	0.01	57	<0.01	0.0184	<0.01	<0.01	<0.01	<0.01	<0.01	<0.1 - 0.0147	<0.01	<0.01	<0.01	0.0191
	Pyrene	mg/kg	0.015	7400	<0.015	0.0361	<0.015	<0.015	<0.015	<0.015	<0.015	<0.1 - 0.028	<0.015	<0.015	<0.015	0.0281
	Benzo(a)anthracene	mg/kg	0.014	29	<0.014	0.0211	<0.014	<0.014	<0.014	<0.014	<0.014	<0.014	<0.014	<0.014	<0.014	0.0174
	Benzo(b)fluoranthene	mg/kg	0.015	7.1	<0.015	0.025	<0.015	<0.015	<0.015	<0.015	<0.015	<0.1 - 0.0201	<0.015	<0.015	<0.015	0.0276
	Benzo(k)fluoranthene	mg/kg	0.014	190	<0.014	<0.014	<0.014	<0.014	<0.014	<0.014	<0.014	<0.014	<0.014	<0.014	<0.014	<0.014
	Benzo(a)pyrene	mg/kg	0.015	5.7	<0.015	0.02	<0.015	<0.015	<0.015	<0.015	<0.015	<0.015	<0.015	<0.015	<0.015	<0.015
	Dibenz(a,h)anthracene	mg/kg	0.023	0.57	<0.023	<0.023	<0.023	<0.023	<0.023	<0.023	<0.023	<0.023	<0.023	<0.023	<0.023	<0.023
	Benzo(g,h,i)perylene	mg/kg	0.024	640	<0.024	<0.024	<0.024	<0.024	<0.024	<0.024	<0.024	<0.024	<0.024	<0.024	<0.024	<0.024
	Indeno(1,2,3-c,d)pyrene	mg/kg	0.018	82	<0.018	<0.018	<0.018	<0.018	<0.018	<0.018	<0.018	<0.018	<0.018	<0.018	<0.018	<0.018
	PAH 16 Total	mg/kg	0.118		<0.118	0.165	<0.118	<0.118	<0.118	<0.118	<0.118	<0.118	<0.118	<0.118	<0.118	0.124
TPH CWG	>C5-C6 Aliphatics	mg/kg	0.01	(sol)570000[#5]	-	-	-	-	-	-	-	-	-	-	-	-
	>C6-C8 Aliphatics	mg/kg	0.01	600000	-	-	-	-	-	-	-	-	-	-	-	-
	>C10-C44 Aliphatics	mg/kg	5		-	-	-	-	-	-	-	-	-	-	-	-
	>C10-C44 Aliphatics/Aromatics	mg/kg	10		-	-	-	-	-	-	-	-	-	-	-	-
	>C8-C10 Aliphatics	mg/kg	0.01	13000	-	-	-	-	-	-	-	-	-	-	-	-
	>C10-C12 Aliphatics	mg/kg	1	13000	-	-	-	-	-	-	-	-	-	-	-	-
	>C12-C16 Aliphatics	mg/kg	1	13000	-	-	-	-	-	-	-	-	-	-	-	-
	>C16-C21 Aliphatics	mg/kg	1	125000[#6]	-	-	-	-	-	-	-	-	-	-	-	-
	>C21-C35 Aliphatics	mg/kg	1	125000[#6]	-	-	-	-	-	-	-	-	-	-	-	-
	>C35-C44 Aliphatics	mg/kg	1	250000	-	-	-	-	-	-	-	-	-	-	-	-
	>C5-C10 Aliphatics	mg/kg	0.05		-	-	-	-	-	-	-	-	-	-	-	-
	>EC5-EC10 Aromatics	mg/kg	0.05		-	-	-	-	-	-	-	-	-	-	-	-
	>EC6-EC7 Aromatics	mg/kg	0.01		-	-	-	-	-	-	-	-	-	-	-	-
	>EC7-EC8 Aromatics	mg/kg	0.01	56000	-	-	-	-	-	-	-	-	-	-	-	-
	>EC8-EC10 Aromatics	mg/kg	0.01	5000	-	-	-	-	-	-	-	-	-	-	-	-
	>EC10-EC12 Aromatics	mg/kg	1	5000	-	-	-	-	-	-	-	-	-	-	-	-
	>EC10-EC44 Aromatics	mg/kg	5		-	-	-	-	-	-	-	-	-	-	-	-
	>EC12-EC16 Aromatics	mg/kg	1	5100	-	-	-	-	-	-	-	-	-	-	-	-
	>EC16-EC21 Aromatics	mg/kg	1	3800	-	-	-	-	-	-	-	-	-	-	-	-
	>EC21-EC35 Aromatics	mg/kg	1	3800	-	-	-	-	-	-	-	-	-	-	-	-
	>EC35-EC44 Aromatics	mg/kg	1	3800	-	-	-	-	-	-	-	-	-	-	-	-
	>EC40-EC44 Aromatics	mg/kg	1		-	-	-	-	-	-	-	-	-	-	-	-
	TPH Aliphatics & Aromatics >C5-44	mg/kg	10		-	-	-	-	-	-	-	-	-	-	-	-
TPH	>C5-C6	mg/kg	0.02		<0.02	<0.02	<0.02	<0.02	<0.02	<0.02	<0.02	<0.02	<0.02	<0.02	<0.02	<0.02
	>C6-C7	mg/kg	0.02		<0.02	<0.02	<0.02	<0.02	<0.02	<0.02	<0.02	<0.02	<0.02	<0.02	<0.02	<0.02
	>C7-C8	mg/kg	0.02		<0.02	<0.02	<0.02	<0.02	<0.02	<0.02	<0.02	<0.02	<0.02	<0.02	<0.02	<0.02
	>C8-C10	mg/kg	0.02		<0.02	<0.02	<0.02	<0.02	<0.02	<0.02	<0.02	<0.02	<0.02	<0.02	<0.02	<0.02
	>C10-C12	mg/kg	0.02		<0.02	<0.02	<0.02	<0.02	<0.02	<0.02	<0.02	<0.02	<0.02	<0.02	<0.02	<0.02
	>C12-C16	mg/kg	35		<35	<35	<35	<35	<35	<35	<35	<35	<35	<35	<35	<35
	>C16-C21	mg/kg	35		<35	<35	<35	<35	<35	<35	<35	<35	<35	<35	<35	<35
	>C21-C28	mg/kg	35		<35	<35	<35	<35	<35	<35	<35	<35	<35	<35	<35	<35
	>C28-C35	mg/kg	35		<35	<35	<35	<35	<35	<35	<35	<35	<35	<35	<35	<35
	>C35-C40	mg/kg	35		<35	<35	<35	<35	<35	<35	<35	<35	<35	<35	<35	<35
	GRO >C5-10	mg/kg	0.02		-	-	-	-	-	-	-	-	-	-	-	-
	EPH>C5-40	mg/kg	35		-	-	-	-	-	-	-	-	-	-	-	-
	EPH >C10-40	mg/kg	35		<35	<35	<35	<35	<35	<35	<35	<35	<35	<35	<35	<35
	GRO >C5-12	mg/kg	0.1		<0.1	<0.1	<0.1	<0.1	<0.1	<0.1	<0.1	<0.1	<0.1	<0.1	<0.1	<0.1
	Total Petroleum Hydrocarbons	mg/kg	35		<35	<35	<35	<35	<35	<35	<35	<35	<35	<35	<35	<35
BTEX and MTBE	Benzene	mg/kg	0.009	72	<0.009	<0.009	<0.009	<0.009	<0.009	<0.009	<0.009	<0.009	<0.009	<0.009	<0.009	<0.009
	Toluene	mg/kg	0.007	56000	<0.007	<0.007	<0.007	<0.007	<0.007	<0.007	<0.007	<0.007	<0.007	<0.007	<0.007	<0.007
	Ethylbenzene	mg/kg	0.004	24000	<0.004	<0.004	<0.004	<0.004	<0.004	<0.004	<0.004	<0.004	<0.004	<0.004	<0.004	<0.004
	Xylene (m & p)	mg/kg	0.01	41000[#7]	<0.01	<0.01	<0.01	<0.01	<0.01	<0.01	<0.01	<0.01	<0.01	<0.01	<0.01	<0.01
	Xylene (o)	mg/kg	0.01	41000	<0.01	<0.01	<0.01	<0.01	<0.01	<0.01	<0.01	<0.01	<0.01	<0.01	<0.01	<0.01
	Xylene Total	mg/kg	0.02		-	-	-	-	-	-	-	-	-	-	-	-
	MTBE	mg/kg	0.01		<0.01	<0.01	<0.01	<0.01	<0.01	<0.01	<0.01	<0.01	<0.01	<0.01	<0.01	<0.01
	Total BTEX	mg/kg	0.04		<0.04	<0.04	<0.04	<0.04	<0.04	<0.04	<0.04	<0.04	<0.04	<0.04	<0.04	<0.04
VOC	Styrene	mg/kg	0.01		<0.01	-	-	-	-	-	<0.01	<0.01	<0.01	<0.01	<0.01	-
	cis-1,3-dichloropropene	mg/kg	0.01		<0.01	-	-	-	-	-	<0.01	<0.01	<0.01	<0.01	<0.01	-
	trans-1,3-dichloropropene	mg/kg	0.01		<0.01	-	-	-	-	-	<0.01	<0.01	<0.01	<0.01	<0.01	-
	1,1,1,2-tetrachloroethane	mg/kg	0.01	1400	<0.01	-	-	-	-	-	<0.01	<0.01	<0.01	<0.01	<0.01	-
	1,1,1-trichloroethane	mg/kg	0.007	140000	<0.007	-	-	-	-	-	<0.007	<0.007	<0.007	<0.007	<0.007	-
	1,1,2,2-tetrachloroethane	mg/kg	0.01	1400	<0.01	-	-	-	-	-	<0.01	<0.01	<0.01	<0.01	<0.01	-
	1,1,2-trichloroethane	mg/kg	0.01		<0.01	-	-	-	-	-	<0.01	<0.01	<0.01	<0.01	<0.01	-
	1,1-dichloroethane	mg/kg	0.008		<0.008	-	-	-	-	-	<0.008	<0.008	<0.008	<0.008	<0.008	-
	1,1-dichloroethene	mg/kg	0.01		<0.01	-	-	-	-	-	<0.01	<0.01	<0.01	<0.01	<0.01	-
	1,1-dichloropropene	mg/kg	0.01		<0.01	-	-	-	-	-	<0.01	<0.01	<0.01	<0.01	<0.01	-
	1,2,3-trichloropropane	mg/kg	0.016		<0.016	-	-	-	-	-	<0.016	<0.016	<0.016	<0.016	<0.016	-
	1,2,4-trimethylbenzene	mg/kg	0.009		<0.009	-	-	-	-	-	<0.009	<0.009	<0.009	<0.009	<0.009	-
	1,2-dibromo-3-chloropropane	mg/kg	0.014		<0.014	-	-	-	-	-	<0.014	<0.014	<0.014	<0.014	<0.014	-
	1,2-dibromoethane	mg/kg	0.01		<0.01	-	-	-	-	-	<0.01	<0.01	<0.01	<0.01	<0.01	-
	1,2-dichloroethane	mg/kg	0.005	29	<0.005	-	-	-	-	-	<0.005	<0.005	<0.005	<0.005	<0.005	-
	1,2-dichloropropane	mg/kg	0.01		<0.01	-	-	-	-	-	<0.01	<0.01	<0.01	<0.01	<0.01	-
	1,3,5-trimethylbenzene	mg/kg	0.008		<0.008	-	-	-	-	-	<0.008	<0.008	<0.008	<0.008	<0.008	-
	1,3-dichloropropane	mg/kg	0.007		<0.007	-	-	-	-	-	<0.007	<0.007	<0.007	<0.007	<0.007	-
	2,2-dichloropropane	mg/kg	0.01		<0.01	-	-	-	-	-	<0.01	<0.01	<0.01	<0.01	<0.01	-
	2-chlorotoluene	mg/kg	0.009		<0.009	-	-	-	-	-	<0.009	<0.009	<0.009	<0.009	<0.009	-
	4-chlorotoluene	mg/kg	0.01		<0.01	-	-	-	-	-	<0.01	<0.01	<0.01	<0.01	<0.01	-
	Bromobenzene	mg/kg	0.01		<0.01	-	-	-	-	-	<0.01	<0.01	<0.01	<0.01	<0.01	-
	Bromochloromethane	mg/kg	0.01		<0.01	-	-	-	-	-	<0.01	<0.01	<0.01	<0.01	<0.01	-
	Bromodichloromethane	mg/kg	0.007		<0.007	-	-	-	-	-	<0.007	<0.007	<0.007	<0.007	<0.007	-
	Bromoform	mg/kg	0.01		<0.01	-	-	-	-	-	<0.01	<0.01	<0.01	<0.01	<0.01	-
	Bromomethane	mg/kg	0.01		<0.01	-	-	-	-	-	<0.01	<0.01	<0.01	<0.01	<0.01	-
	Carbon disulfide	mg/kg	0.007	11000	<0.007	-	-	-	-	-	<0.007	<0.007	<0.007	<0.007	<0.007	-
	Carbon tetrachloride	mg/kg	0.01	890	<0.01	-	-	-	-	-	<0.01	<0.01	<0.01	<0.01	<0.01	-
	Chlorodibromomethane	mg/kg	0.01		<0.01	-	-	-	-	-	<0.01	<0.01	<0.01	<0.01	<0.01	-
	Chloroethane	mg/kg	0.01		<0.01	-	-	-	-	-	<0.01	<0.01	<0.01	<0.01	<0.01	-
	Chloroform	mg/kg	0.008	2500	<0.008	-	-	-	-	-	<0.008	<0.008	<0.008	<0.008	<0.008	-

			Location Code		BH14008	BH14012	BH14012	BH14012	BH14012	BH14012	BH14012	BH14017	BH14017	BH14017	BH14017	BH15003A
			Sample Depth Range		1-1.1	0.25-0.35	0.55-0.65	0.55-0.65	0.95-1.05	4.95-5.15	7.8-7.95	0.05-0.05	0.8-0.8	4.7-4.7	4.7-4.7	0.05-0.15
			Sampled Date Time		02/03/2020	19/02/2020	19/02/2020	19/02/2020	19/02/2020	21/02/2020	21/02/2020	10/03/2020	10/03/2020	10/03/2020	10/03/2020	05/02/2020
Chem_Group	ChemName	output unit	EQL	LQM S4UL Public Open Space (POS) Residential - 1% SOM (GAC)												
	Chloromethane	mg/kg	0.007		<0.007	-	-	-	-	-	<0.007	<0.007	<0.007	<0.007	<0.007	-
	cis-1,2-dichloroethene	mg/kg	0.006		<0.006	-	-	-	-	-	<0.006	<0.006	<0.006	<0.006	<0.006	-
	Dibromomethane	mg/kg	0.009		<0.009	-	-	-	-	-	<0.009	<0.009	<0.009	<0.009	<0.009	-
	Dichlorodifluoromethane	mg/kg	0.006		<0.006	-	-	-	-	-	<0.006	<0.006	<0.006	<0.006	<0.006	-
	Dichloromethane	mg/kg	0.01		<0.01	-	-	-	-	-	<0.01	<0.01	<0.01	<0.01	<0.01	-
	Isopropylbenzene	mg/kg	0.005		<0.005	-	-	-	-	-	<0.005	<0.005	<0.005	<0.005	<0.005	-
	n-butylbenzene	mg/kg	0.011		<0.011	-	-	-	-	-	<0.011	<0.011	<0.011	<0.011	<0.011	-
	n-propylbenzene	mg/kg	0.01		<0.01	-	-	-	-	-	<0.01	<0.01	<0.01	<0.01	<0.01	-
	p-isopropyltoluene	mg/kg	0.01		<0.01	-	-	-	-	-	<0.01	<0.01	<0.01	<0.01	<0.01	-
	sec-butylbenzene	mg/kg	0.01		<0.01	-	-	-	-	-	<0.01	<0.01	<0.01	<0.01	<0.01	-
	Trichloroethene	mg/kg	0.009	120	<0.009	-	-	-	-	-	<0.009	<0.009	<0.009	<0.009	<0.009	-
	tert-butylbenzene	mg/kg	0.014		<0.014	-	-	-	-	-	<0.014	<0.014	<0.014	<0.014	<0.014	-
	Tetrachloroethene	mg/kg	0.005	1400	<0.005	-	-	-	-	-	<0.005	<0.005	<0.005	<0.005	<0.005	-
	trans-1,2-dichloroethene	mg/kg	0.01		<0.01	-	-	-	-	-	<0.01	<0.01	<0.01	<0.01	<0.01	-
	Trichlorofluoromethane	mg/kg	0.006		<0.006	-	-	-	-	-	<0.006	<0.006	<0.006	<0.006	<0.006	-
	Vinyl chloride	mg/kg	0.006	3.5	<0.006	-	-	-	-	-	<0.006	<0.006	<0.006	<0.006	<0.006	-
	tert-Amyl methyl ether	mg/kg	0.01		<0.01	-	-	-	-	-	<0.01	<0.01	<0.01	<0.01	<0.01	-
VOC/SVOC	1,2,3-trichlorobenzene	mg/kg	0.02	1800	<0.02	-	-	-	-	-	<0.02	<0.02	<0.02	<0.02	<0.02	-
	1,2,4-trichlorobenzene	mg/kg	0.02	15000	<0.02	-	-	-	-	-	<0.02	<0.02	<0.02	<0.02	<0.02	-
	1,2-dichlorobenzene	mg/kg	0.01	90000	<0.01	-	-	-	-	-	<0.01	<0.01	<0.01	<0.01	<0.01	-
	1,3-dichlorobenzene	mg/kg	0.008	300	<0.008	-	-	-	-	-	<0.008	<0.008	<0.008	<0.008	<0.008	-
	1,4-dichlorobenzene	mg/kg	0.005	17000	<0.005	-	-	-	-	-	<0.005	<0.005	<0.005	<0.005	<0.005	-
	Chlorobenzene	mg/kg	0.005	11000	<0.005	-	-	-	-	-	<0.005	<0.005	<0.005	<0.005	<0.005	-
	Hexachlorobutadiene	mg/kg	0.02	25	<0.02	-	-	-	-	-	<0.02	<0.02	<0.02	<0.02	<0.02	-
SVOC	4-bromophenyl phenyl ether	mg/kg	0.1		<0.1	-	-	-	-	-	<0.1	<0.1	<0.1	<0.1	<0.1	-
	4-nitroaniline	mg/kg	0.1		<0.1	-	-	-	-	-	<0.1	<0.1	<0.1	<0.1	<0.1	-
	4-nitrophenol	mg/kg	0.1		<0.1	-	-	-	-	-	<0.1	<0.1	<0.1	<0.1	<0.1	-
	2,4,5-trichlorophenol	mg/kg	0.1		<0.1	-	-	-	-	-	<0.1	<0.1	<0.1	<0.1	<0.1	-
	2,4,6-trichlorophenol	mg/kg	0.1		<0.1	-	-	-	-	-	<0.1	<0.1	<0.1	<0.1	<0.1	-
	2,4-dichlorophenol	mg/kg	0.1		<0.1	-	-	-	-	-	<0.1	<0.1	<0.1	<0.1	<0.1	-
	2,4-dimethylphenol	mg/kg	0.1		<0.1	-	-	-	-	-	<0.1	<0.1	<0.1	<0.1	<0.1	-
	2,4-dinitrotoluene	mg/kg	0.1		<0.1	-	-	-	-	-	<0.1	<0.1	<0.1	<0.1	<0.1	-
	2,6-dinitrotoluene	mg/kg	0.1		<0.1	-	-	-	-	-	<0.1	<0.1	<0.1	<0.1	<0.1	-
	2-chloronaphthalene	mg/kg	0.1		<0.1	-	-	-	-	-	<0.1	<0.1	<0.1	<0.1	<0.1	-
	2-chlorophenol	mg/kg	0.1		<0.1	-	-	-	-	-	<0.1	<0.1	<0.1	<0.1	<0.1	-
	2-methylnaphthalene	mg/kg	0.1		<0.1	-	-	-	-	-	<0.1	<0.1	<0.1	<0.1	<0.1	-
	2-methylphenol	mg/kg	0.1		<0.1	-	-	-	-	-	<0.1	<0.1	<0.1	<0.1	<0.1	-
	2-nitroaniline	mg/kg	0.1		<0.1	-	-	-	-	-	<0.1	<0.1	<0.1	<0.1	<0.1	-
	2-nitrophenol	mg/kg	0.1		<0.1	-	-	-	-	-	<0.1	<0.1	<0.1	<0.1	<0.1	-
	3-nitroaniline	mg/kg	0.1		<0.1	-	-	-	-	-	<0.1	<0.1	<0.1	<0.1	<0.1	-
	4-chloro-3-methylphenol	mg/kg	0.1		<0.1	-	-	-	-	-	<0.1	<0.1	<0.1	<0.1	<0.1	-
	4-chloroaniline	mg/kg	0.1		<0.1	-	-	-	-	-	<0.1	<0.1	<0.1	<0.1	<0.1	-
	4-chlorophenyl phenyl ether	mg/kg	0.1		<0.1	-	-	-	-	-	<0.1	<0.1	<0.1	<0.1	<0.1	-
	4-methylphenol	mg/kg	0.1		<0.1	-	-	-	-	-	<0.1	<0.1	<0.1	<0.1	<0.1	-
	Azobenzene	mg/kg	0.1		<0.1	-	-	-	-	-	<0.1	<0.1	<0.1	<0.1	<0.1	-
	Bis(2-chloroethoxy) methane	mg/kg	0.1		<0.1	-	-	-	-	-	<0.1	<0.1	<0.1	<0.1	<0.1	-
	Bis(2-chloroethyl)ether	mg/kg	0.1		<0.1	-	-	-	-	-	<0.1	<0.1	<0.1	<0.1	<0.1	-
	Bis(2-chloroisopropyl) ether	mg/kg	0.1		<0.1	-	-	-	-	-	<0.1	<0.1	<0.1	<0.1	<0.1	-
	Bis(2-ethylhexyl) phthalate	mg/kg	0.1		<0.1	-	-	-	-	-	<0.1	<0.1	<0.1	<0.1	<0.1	-
	Butyl benzyl phthalate	mg/kg	0.1		<0.1	-	-	-	-	-	<0.1	<0.1	<0.1	<0.1	<0.1	-
	Carbazole	mg/kg	0.1		<0.1	-	-	-	-	-	<0.1	<0.1	<0.1	<0.1	<0.1	-
	Dibenzofuran	mg/kg	0.1		<0.1	-	-	-	-	-	<0.1	<0.1	<0.1	<0.1	<0.1	-
	Diethylphthalate	mg/kg	0.1		<0.1	-	-	-	-	-	<0.1	<0.1	<0.1	<0.1	<0.1	-
	Dimethyl phthalate	mg/kg	0.1		<0.1	-	-	-	-	-	<0.1	<0.1	<0.1	<0.1	<0.1	-
	Di-n-butyl phthalate	mg/kg	0.1		<0.1	-	-	-	-	-	<0.1	<0.1	<0.1	<0.1	<0.1	-
	Di-n-octyl phthalate	mg/kg	0.1		<0.1	-	-	-	-	-	<0.1	<0.1	<0.1	<0.1	<0.1	-
	Hexachlorobenzene	mg/kg	0.05	16	<0.1	-	-	-	-	-	<0.1	<0.1	<0.1	<0.1	<0.1	-
	Hexachlorocyclopentadiene	mg/kg	0.1		<0.1	-	-	-	-	-	<0.1	<0.1	<0.1	<0.1	<0.1	-
	Hexachloroethane	mg/kg	0.1		<0.1	-	-	-	-	-	<0.1	<0.1	<0.1	<0.1	<0.1	-
	Isophorone	mg/kg	0.1		<0.1	-	-	-	-	-	<0.1	<0.1	<0.1	<0.1	<0.1	-
	Nitrobenzene	mg/kg	0.1		<0.1	-	-	-	-	-	<0.1	<0.1	<0.1	<0.1	<0.1	-
	N-nitrosodi-n-propylamine	mg/kg	0.1		<0.1	-	-	-	-	-	<0.1	<0.1	<0.1	<0.1	<0.1	-
	Pentachlorophenol	mg/kg	0.1	60	<0.1	-	-	-	-	-	<0.1	<0.1	<0.1	<0.1	<0.1	-
PCB	Heptachlorobiphenyl, 2,3,3,4,4,5,5- (PCB 189)	mg/kg	0.003		<0.003	-	-	-	-	-	-	<0.003	<0.003	<0.003	<0.003	-
	Hexachlorobiphenyl, 2,3,3,4,4,5- (PCB 156)	mg/kg	0.003		<0.003	-	-	-	-	-	-	<0.003	<0.003	<0.003	<0.003	-
	Hexachlorobiphenyl, 2,3,3,4,4,5- (PCB 157)	mg/kg	0.003		<0.003	-	-	-	-	-	-	<0.003	<0.003	<0.003	<0.003	-
	Hexachlorobiphenyl, 2,3,4,4,5,5- (PCB 167)	mg/kg	0.003		<0.003	-	-	-	-	-	-	<0.003	<0.003	<0.003	<0.003	-
	Hexachlorobiphenyl, 3,3,4,4,5,5- (PCB 169)	mg/kg	0.003		<0.003	-	-	-	-	-	-	<0.003	<0.003	<0.003	<0.003	-
	PCB 101	mg/kg	0.003		<0.003	-	-	-	-	-	-	<0.003	<0.003	<0.003	<0.003	-
	PCB 118	mg/kg	0.003		<0.003	-	-	-	-	-	-	<0.003	<0.003	<0.003	<0.003	-
	PCB 138	mg/kg	0.003		<0.003	-	-	-	-	-	-	<0.003	<0.003	<0.003	<0.003	-
	PCB 153	mg/kg	0.003		<0.003	-	-	-	-	-	-	<0.003	<0.003	<0.003	<0.003	-
	PCB 180	mg/kg	0.003		<0.003	-	-	-	-	-	-	<0.003	<0.003	<0.003	<0.003	-
	PCB 28	mg/kg	0.003		<0.003	-	-	-	-	-	-	<0.003	<0.003	<0.003	<0.003	-
	PCB 52	mg/kg	0.003		<0.003	-	-	-	-	-	-	<0.003	<0.003	<0.003	<0.003	-
	Pentachlorobiphenyl, 2,3,3,4,4- (PCB 105)	mg/kg	0.003		<0.003	-	-	-	-	-	-	<0.003	<0.003	<0.003	<0.003	-
	Pentachlorobiphenyl, 2,3,4,4,5- (PCB 114)	mg/kg	0.003		<0.003	-	-	-	-	-	-	<0.003	<0.003	<0.003	<0.003	-
	Pentachlorobiphenyl, 2,3,4,4,5- (PCB 123)	mg/kg	0.003		<0.003	-	-	-	-	-	-	<0.003	<0.003	<0.003	<0.003	-
	Pentachlorobiphenyl, 3,3,4,4,5- (PCB 126)	mg/kg	0.003		<0.003	-	-	-	-	-	-	<0.003	<0.003	<0.003	<0.003	-
	Tetrachlorobiphenyl, 3,3,4,4- (PCB 77)	mg/kg	0.003		<0.003	-	-	-	-	-	-	<0.003	<0.003	<0.003	<0.003	-
	Tetrachlorobiphenyl, 3,4,4,5- (PCB 81)	mg/kg	0.003		<0.003	-	-	-	-	-	-	<0.003	<0.003	<0.003	<0.003	-
	Total PCB 7 Congeners	mg/kg	0.021		<0.021	-	-	-	-	-	-	<0.021	<0.021	<0.021	<0.021	-
	Total PCB WHO 12	mg/kg	0.036		<0.036	-	-	-	-	-	-	<0.036	<0.036	<0.036	<0.036	-
Phenolics	Xylenols	mg/kg	0.015		<0.015	<0.015	<0.015	<0.015	<0.015	<0.015	<0.015	<0.015	<0.015	<0.015	<0.015	<0.015
	Cresol Total	mg/kg	0.01		<0.01	<0.01	<0.01	0.433	<0.01	<0.01	<0.01	<0.01	<0.01	<0.01	<0.01	<0.01
	Phenol	mg/kg	0.01	(dir)760[#8]	<0.01	<0.01	<0.01	0.389	<0.01	<0.01	<0.01	<0.01	<0.01	<0.01	<0.01	<0.01
	Phenols Monohydric	mg/kg	0.035		<0.035	<0.035	<0.035	0.821	<0.035	<0.035	<0.035	<0.035	<0.035	<0.035	<0.035	<0.035
Organotins	Dibutyltin	mg/kg			-	-	-	-	-	-	-	-	-	-	-	-
	Monophenyltin	mg/kg			0.02	-	-	-	-	-	-	<0.02	<0.02	<0.02	<0.02	-
	Diphenyltin	mg/kg			-	-	-	-	-	-	-	-	-	-	-	-
	Monobutyltin	mg/kg			-	-	-	-	-	-	-	-	-	-	-	-
	Tetrabutyltin	mg/kg			-	-	-	-	-	-	-	-	-	-	-	-
	Tributyltin	mg/kg			<0.02	-	-	-	-	-	-	<0.02	<0.02	<0.02	<0.02	-
	Triphenyltin	mg/kg			-	-	-	-	-	-	-	-	-	-	-	-
Pesticides	Heptachlor epoxide	mg/kg	0.05		-	-	-	-	-	-	-	-	-	-	-	-
	2,4,5-TP (Silvex)	mg/kg			-	-	-	-	-	-	-	-	-	-	-	-
	Hedonal	mg/kg			-	-	-	-	-	-	-	-	-	-	-	-
	2,4-DDT	mg/kg	0.05		-	-	-	-	-	-	-	-	-	-	-	-
	2,4-Dichlorprop	mg/kg			-	-	-	-	-	-	-	-	-	-	-	-
	4-(2,4-Dichlorophenoxy)butyric Acid (2,4-DB)	mg/kg			-	-	-	-	-	-	-	-	-	-	-	-
	4,4-DDE	mg/kg	0.05		-	-	-	-	-	-	-	-	-	-	-	-
	a-BHC	mg/kg	0.05	24	-	-	-	-	-	-	-	-	-	-	-	-
	Aldrin	mg/kg	0.05	18	-	-	-	-	-	-	-	-	-	-	-	-
	Atrazine	mg/kg	0.05	1200	-	-	-	-	-	-	-	-	-	-	-	-
	Azinophos methyl	mg/kg	0.05		-	-	-	-	-	-	-	-	-	-	-	-
	b-BHC	mg/kg	0.05	8.1	-	-	-	-	-	-	-	-	-	-	-	-
	Bentazone	mg/kg			-	-	-	-	-	-	-	-	-	-	-	-
	Chlordane (cis)	mg/kg	0.05		-	-	-	-	-	-	-	-	-	-	-	-
	Chlordane (trans)	mg/kg	0.05		-	-	-	-	-	-	-	-	-	-	-	-
	Chlorfenvinphos	mg/kg	0.05		-	-	-	-	-	-	-	-	-	-	-	-
	Chlorotoluron	mg/kg			-	-	-	-	-	-	-	-	-	-	-	-
	Chlorpyrifos-methyl	mg/kg	0.05		-	-	-	-	-	-	-	-	-	-	-	-
	Cyanazine	mg/kg			-	-	-	-	-	-	-	-	-	-	-	-
	d-BHC	mg/kg	0.05		-	-	-	-	-	-	-	-	-	-	-	-
	DDD	mg/kg	0.05		-	-	-	-	-	-	-	-	-	-	-	-
	DDT	mg/kg	0.05		-	-	-	-	-	-	-	-	-	-	-	-
	Diazinon	mg/kg	0.05		-	-	-	-	-	-	-	-	-	-	-	-
	Dichlorvos	mg/kg	0.05	16	-	-	-	-	-	-	-	-	-	-	-	-
	Dieldrin	mg/kg	0.05	18	-	-	-	-	-	-	-	-	-	-	-	-

Chem_Group	ChemName	output unit	EQL	Location_Code / Sample_Depth_Range / Sampled_Date_Time	BH14008 1-1.1 02/03/2020	BH14012 0.25-0.35 19/02/2020	BH14012 0.55-0.65 19/02/2020	BH14012 0.55-0.65 19/02/2020	BH14012 0.95-1.05 19/02/2020	BH14012 4.95-5.15 21/02/2020	BH14012 7.8-7.95 21/02/2020	BH14017 0.05-0.05 10/03/2020	BH14017 0.8-0.8 10/03/2020	BH14017 4.7-4.7 10/03/2020	BH14017 4.7-4.7 10/03/2020	BH15003A 0.05-0.15 05/02/2020
				LQM S4UL Public Open Space (POS) Residential - 1% SOM (GAC)												
	Dimethoate	mg/kg	0.05		-	-	-	-	-	-	-	-	-	-	-	-
	Diuron	mg/kg			-	-	-	-	-	-	-	-	-	-	-	-
	Endosulfan I	mg/kg	0.05	1200	-	-	-	-	-	-	-	-	-	-	-	-
	Endosulfan II	mg/kg	0.05		-	-	-	-	-	-	-	-	-	-	-	-
	Endrin	mg/kg	0.05		-	-	-	-	-	-	-	-	-	-	-	-
	Fenitrothion	mg/kg	0.05		-	-	-	-	-	-	-	-	-	-	-	-
	Fenthion	mg/kg	0.05		-	-	-	-	-	-	-	-	-	-	-	-
	Fluroxypyr	mg/kg			-	-	-	-	-	-	-	-	-	-	-	-
	g-BHC (Lindane)	mg/kg	0.05	8.2	-	-	-	-	-	-	-	-	-	-	-	-
	Heptachlor	mg/kg	0.05		-	-	-	-	-	-	-	-	-	-	-	-
	Isodrin	mg/kg	0.05		-	-	-	-	-	-	-	-	-	-	-	-
	Isoproturon	mg/kg			-	-	-	-	-	-	-	-	-	-	-	-
	Linuron	mg/kg			-	-	-	-	-	-	-	-	-	-	-	-
	Malathion	mg/kg	0.05		-	-	-	-	-	-	-	-	-	-	-	-
	2-Methyl-4-chlorophenoxyacetic acid	mg/kg			-	-	-	-	-	-	-	-	-	-	-	-
	2-Methyl-4-Chlorophenoxy Butanoic Acid	mg/kg			-	-	-	-	-	-	-	-	-	-	-	-
	Mecoprop	mg/kg			-	-	-	-	-	-	-	-	-	-	-	-
	Methoxychlor	mg/kg	0.05		-	-	-	-	-	-	-	-	-	-	-	-
	Methyl parathion	mg/kg	0.05		-	-	-	-	-	-	-	-	-	-	-	-
	Mevinphos (Phosdrin)	mg/kg	0.05		-	-	-	-	-	-	-	-	-	-	-	-
	o,p-DDD	mg/kg	0.05		-	-	-	-	-	-	-	-	-	-	-	-
	o,p'-DDE	mg/kg	0.05		-	-	-	-	-	-	-	-	-	-	-	-
	Parathion	mg/kg	0.05		-	-	-	-	-	-	-	-	-	-	-	-
	Pendimethalin	mg/kg	0.05		-	-	-	-	-	-	-	-	-	-	-	-
	Phorate	mg/kg	0.05		-	-	-	-	-	-	-	-	-	-	-	-
	Prometryn	mg/kg	0.05		-	-	-	-	-	-	-	-	-	-	-	-
	Pronamide	mg/kg	0.05		-	-	-	-	-	-	-	-	-	-	-	-
	Propazine	mg/kg	0.05		-	-	-	-	-	-	-	-	-	-	-	-
	Simazine	mg/kg	0.05		-	-	-	-	-	-	-	-	-	-	-	-
	Terbutryn	mg/kg	0.05		-	-	-	-	-	-	-	-	-	-	-	-
	Terbutylazine	mg/kg	0.05		-	-	-	-	-	-	-	-	-	-	-	-
	Triadimefon	mg/kg	0.05		-	-	-	-	-	-	-	-	-	-	-	-
	Triclopyr	mg/kg			-	-	-	-	-	-	-	-	-	-	-	-
	Trifluralin	mg/kg	0.05		-	-	-	-	-	-	-	-	-	-	-	-
SVOC TIC	SVOC TICS - Detect	Detect			0	-	-	-	-	-	0	0	0	0	0	-
	SVOC Tentatively Identified Compounds	mg/kg	0.1		<1	-	-	-	-	-	<1	<1	<1	<1	<1	-
VOC TIC	VOC TICs - Detect	Detect			-	-	-	-	-	-	0	-	-	-	-	-
	VOC Tentatively Identified Compounds	mg/kg	0.01		-	-	-	-	-	-	-	-	-	-	-	-
Other	Temperature	°C			17.5	20.8	16.5	19.3	17.5	17.8	17.4	17.3	17.4	18.2	17.8	15.5
	Conductivity @ 20oC	µS/cm	14		28.1 - 38.8	24.3 - 44.1	29.3 - 37.3	14.1 - 16.6	16.5 - 16.6	55.6 - 57.9	92.7 - 97.4	32.1 - 34.7	21.5 - 22.5	138 - 139	103 - 107	112 - 119
	Moisture Content (dried @35oC)	%			12	14	7.3	9.5	8.1	12	5.7	15	11	9.9	14	15
	pH (Lab)	pH_Units	1		6.94 - 8.4	6.88 - 7.77	7.35 - 8.5	6.7 - 7.64	7.25 - 7.7	6.67 - 7.16	6.89 - 7.73	7.02 - 7.32	6.87 - 7.35	7.73 - 8.21	7.63 - 7.86	7.02 - 8.44
	Total Organic Carbon	%	0.2		<0.2	0.53	<0.2	0.258	<0.2	<0.2	<0.2	0.819	<0.2	<0.2	<0.2	1.36

Environmental Standards Comments
#1:GAC is only presented as speciated chromium. 7.7mg/kg is used for hexavalent. If hexavalent chromium (CrVI) data is available, a value of 1,500mg/kg may be appropriate for the remaining trivalent chromium (CrIII).
#2:C4SL for lead adopted
#3:GAC only presented as speciated mercury. 16mg/kg is used for elemental mercury. If the CSM indicates that elemental mercury is not a CoC and mercury is present in an inorganic form, a value of 120mg/kg for inorganic mercury may be appropriate
#4:Updated S4UL for nickel
#5:S4UL exceeds solubility saturation limit
#6:Criteria derived for Ali>C16-C35 split between Ali>C16-21 & Ali>C21-35. Requires summation of fractions to use Ali>C16-C35 criteria.
#7:Criteria presented is for p-xylene. A separate value is presented for o-xylene.
#8:S4UL based on a threshold protective of direct skin contact with phenol

Key

27.8	Result exceeds GAC

Notes
Where a range is given a determinand has been analysed for by more than one method

				Location_Code	BH15003A	BH15003A	BH15003A	BH15003A	BH15003	BH15003	BH15003	BH16001	BH16001	BH16001	BH16001	BH17001
				Sample_Depth_Range	0.6-0.7	1.2-1.3	1.7-1.9	3.7-3.9	0.05-0.3	0.4-0.5	0.6-0.7	0.05-0.15	0.7-0.8	1.3-1.4	5.75-5.9	0.05-0.05
				Sampled_Date_Time	05/02/2020	05/02/2020	07/02/2020	07/02/2020	31/01/2020	31/01/2020	31/01/2020	14/02/2020	14/02/2020	14/02/2020	19/02/2020	31/01/2020
				LQM S4UL Public Open Space (POS) Residential - 1% SOM (GAC)												
Chem_Group	**ChemName**	**output unit**	**EQL**													
Metals	Antimony	mg/kg	0.6		-	-	-	-	-	0.759	<0.6	-	-	-	-	-
	Arsenic	mg/kg	0.6	79	11.4	5.18	11	7.42	10.9	9.37	4.34	9.93	13.1	11.4	7.32	11.2
	Boron	mg/kg	1	21000	1.01	1.12	<1	1.03	1.49	1.4	2.83	<1	1.18	2.05	2.53	1.62
	Cadmium	mg/kg	0.02	120	0.724	0.128	0.159	0.442	0.379	0.384	0.116	0.141	<0.02	<0.02	0.438	0.154
	Chromium (hexavalent)	mg/kg	0.6	7.7	<0.6	<0.6	<0.6	<0.6	<0.6	<0.6	<0.6	<0.6	<0.6	<0.6	<0.6	<0.6
	Chromium	mg/kg	0.9	[#1]	33.9	38.6	40.3	37.5	24.5	26.6	15.7	26.5	32.4	38.3	39.9	46
	Copper	mg/kg	1.4	12000	13.5	32.8	37.3	49.5	18.5	16.7	22.6	13.8	17	26.1	34.5	24.5
	Lead	mg/kg	0.7	630[#2]	11.4	14.4	11	12.1	42.3	15.5	11.2	27.1	16.7	12.4	17.6	25.1
	Mercury	mg/kg	0.14	[#3]	<0.14	<0.14	<0.14	<0.14	<0.14	<0.14	<0.14	<0.14	<0.14	<0.14	<0.14	<0.14
	Molybdenum	mg/kg	0.1		-	-	-	-	-	0.297	1.12	-	-	-	-	-
	Nickel	mg/kg	0.2	230[#4]	33.2	42.4	32.6	60.3	18.2	42.3	39.6	17.1	30.6	40.6	37.5	21.3
	Selenium	mg/kg	1	1100	<1	<1	<1	<1	<1	<1	<1	<1	<1	<1	1.25	<1
	Vanadium	mg/kg	0.2	2000	-	-	-	-	-	52.4	40.8	-	-	-	-	-
	Zinc	mg/kg	1.9	81000	58.3	83.4	86.4	119	88.8	56.4	24.2	57.6	58.7	74.7	104	89.4
Asbestos	Anthophyllite	Detect			0	0	0	0	0	0	0	0	0	0	0	0
	Asbestos: Actinolite	Detect			0	0	0	0	0	0	0	0	0	0	0	0
	Crocidolite Asbestos	Detect			0	0	0	0	0	0	0	0	0	0	0	0
	Chrysotile Asbestos	Detect			0	0	0	0	0	0	0	0	0	0	0	0
	Amosite Asbestos	Detect			0	0	0	0	0	0	0	0	0	0	0	0
	Non-Asbestos Fibre	Detect			0	0	0	0	0	0	0	0	0	0	0	1
	Tremolite	Detect			0	0	0	0	0	0	0	0	0	0	0	0
Inorganics	Ammoniacal Nitrogen as N	mg/kg	12		-	-	-	-	-	-	-	-	-	-	-	<12
	Cyanide (Free)	mg/kg	1		<1	<1	<1	<1	<1	<1	<1	<1	<1	<1	<1	<1
	Cyanide Total	mg/kg	1		<1	<1	<1	<1	<1	<1	<1	<1	<1	<1	<1	<1
	cyanides-complex	mg/kg	1		<1	<1	<1	<1	<1	<1	<1	<1	<1	<1	<1	<1
PAH	Naphthalene	mg/kg	0.009	4900	<0.009	<0.009	<0.009	<0.009	<0.009	<0.009	<0.009	<0.009	<0.009	<0.009	<0.009	<0.009
	Acenaphthene	mg/kg	0.008	15000	<0.008	<0.008	<0.008	<0.008	<0.008	<0.008	<0.008	<0.008	<0.008	<0.008	<0.008	<0.008
	Acenaphthylene	mg/kg	0.012	15000	<0.012	<0.012	<0.012	<0.012	<0.012	<0.012	<0.012	<0.012	<0.012	<0.012	<0.012	<0.012
	Fluoranthene	mg/kg	0.017	3100	<0.017	<0.017	<0.017	<0.017	0.0293	0.0294	0.0599	<0.017	<0.017	<0.017	<0.017	0.042
	Anthracene	mg/kg	0.016	74000	<0.016	<0.016	<0.016	<0.016	<0.016	<0.016	<0.016	<0.016	<0.016	<0.016	<0.016	<0.016
	Phenanthrene	mg/kg	0.015	3100	<0.015	<0.015	<0.015	<0.015	<0.015	<0.015	0.0225	<0.015	<0.015	<0.015	<0.015	<0.015
	Fluorene	mg/kg	0.01	9900	<0.01	<0.01	<0.01	<0.01	<0.01	<0.01	<0.01	<0.01	<0.01	<0.01	<0.01	<0.01
	Chrysene	mg/kg	0.01	57	<0.01	<0.01	<0.01	<0.01	<0.01	0.0119	0.0303	<0.01	<0.01	<0.01	<0.01	0.0188
	Pyrene	mg/kg	0.015	7400	<0.015	<0.015	<0.015	<0.015	0.0253	0.026	0.0545	<0.015	<0.015	<0.015	<0.015	0.0341
	Benzo(a)anthracene	mg/kg	0.014	29	<0.014	<0.014	<0.014	<0.014	<0.014	<0.014	0.0283	<0.014	<0.014	<0.014	<0.014	<0.014
	Benzo(b)fluoranthene	mg/kg	0.015	7.1	<0.015	<0.015	<0.015	<0.015	0.0207	0.0253	0.0483	<0.015	<0.015	<0.015	<0.015	0.0214
	Benzo(k)fluoranthene	mg/kg	0.014	190	<0.014	<0.014	<0.014	<0.014	<0.014	<0.014	<0.014	<0.014	<0.014	<0.014	<0.014	<0.014
	Benzo(a)pyrene	mg/kg	0.015	5.7	<0.015	<0.015	<0.015	<0.015	<0.015	<0.015	0.0279	<0.015	<0.015	<0.015	<0.015	<0.015
	Dibenz(a,h)anthracene	mg/kg	0.023	0.57	<0.023	<0.023	<0.023	<0.023	<0.023	<0.023	<0.023	<0.023	<0.023	<0.023	<0.023	<0.023
	Benzo(g,h,i)perylene	mg/kg	0.024	640	<0.024	<0.024	<0.024	<0.024	<0.024	<0.024	<0.024	<0.024	<0.024	<0.024	<0.024	<0.024
	Indeno(1,2,3-c,d)pyrene	mg/kg	0.018	82	<0.018	<0.018	<0.018	<0.018	<0.018	<0.018	0.0253	<0.018	<0.018	<0.018	<0.018	<0.018
	PAH 16 Total	mg/kg	0.118		<0.118	<0.118	<0.118	<0.118	<0.118	<0.118	0.297	<0.118	<0.118	<0.118	<0.118	<0.118
TPH CWG	>C5-C6 Aliphatics	mg/kg	0.01	(sol)570000[#5]	-	-	-	-	-	<0.01	<0.01	-	-	-	-	-
	>C6-C8 Aliphatics	mg/kg	0.01	600000	-	-	-	-	-	<0.01	<0.01	-	-	-	-	-
	>C10-C44 Aliphatics	mg/kg	5		-	-	-	-	-	<5	<5	-	-	-	-	-
	>C10-C44 Aliphatics/Aromatics	mg/kg	10		-	-	-	-	-	<10	<10	-	-	-	-	-
	>C8-C10 Aliphatics	mg/kg	0.01	13000	-	-	-	-	-	<0.01	<0.01	-	-	-	-	-
	>C10-C12 Aliphatics	mg/kg	1	13000	-	-	-	-	-	<1	<1	-	-	-	-	-
	>C12-C16 Aliphatics	mg/kg	1	13000	-	-	-	-	-	<1	<1	-	-	-	-	-
	>C16-C21 Aliphatics	mg/kg	1	125000[#5]	-	-	-	-	-	<1	<1	-	-	-	-	-
	>C21-C35 Aliphatics	mg/kg	1	125000[#5]	-	-	-	-	-	<1	<1	-	-	-	-	-
	>C35-C44 Aliphatics	mg/kg	1	250000	-	-	-	-	-	<1	<1	-	-	-	-	-
	>C5-C10 Aliphatics	mg/kg	0.05		-	-	-	-	-	<0.05	<0.05	-	-	-	-	-
	>EC5-EC10 Aromatics	mg/kg	0.05		-	-	-	-	-	<0.05	<0.05	-	-	-	-	-
	>EC6-EC7 Aromatics	mg/kg	0.01		-	-	-	-	-	<0.01	<0.01	-	-	-	-	-
	>EC7-EC8 Aromatics	mg/kg	0.01	56000	-	-	-	-	-	<0.01	<0.01	-	-	-	-	-
	>EC8-EC10 Aromatics	mg/kg	0.01	5000	-	-	-	-	-	<0.01	<0.01	-	-	-	-	-
	>EC10-EC12 Aromatics	mg/kg	1	5000	-	-	-	-	-	<1	<1	-	-	-	-	-
	>EC10-EC44 Aromatics	mg/kg	5		-	-	-	-	-	<5	<5	-	-	-	-	-
	>EC12-EC16 Aromatics	mg/kg	1	5100	-	-	-	-	-	<1	<1	-	-	-	-	-
	>EC16-EC21 Aromatics	mg/kg	1	3800	-	-	-	-	-	<1	<1	-	-	-	-	-
	>EC21-EC35 Aromatics	mg/kg	1	3800	-	-	-	-	-	<1	1.12	-	-	-	-	-
	>EC35-EC44 Aromatics	mg/kg	1	3800	-	-	-	-	-	<1	<1	-	-	-	-	-
	>EC40-EC44 Aromatics	mg/kg	1		-	-	-	-	-	<1	<1	-	-	-	-	-
	TPH Aliphatics & Aromatics >C5-44	mg/kg	10		-	-	-	-	-	<10	<10	-	-	-	-	-
TPH	>C5-C6	mg/kg	0.02		<0.02	<0.02	<0.02	<0.02	<0.02	-	-	<0.02	<0.02	<0.02	-	<0.02
	>C6-C7	mg/kg	0.02		<0.02	<0.02	<0.02	<0.02	<0.02	-	-	<0.02	<0.02	<0.02	-	<0.02
	>C7-C8	mg/kg	0.02		<0.02	<0.02	<0.02	<0.02	<0.02	-	-	<0.02	<0.02	<0.02	-	<0.02
	>C8-C10	mg/kg	0.02		<0.02	<0.02	<0.02	<0.02	<0.02	-	-	<0.02	<0.02	<0.02	-	<0.02
	>C10-C12	mg/kg	0.02		<0.02	<0.02	<0.02	<0.02	<0.02	-	-	<0.02	<0.02	<0.02	<35	<0.02
	>C12-C16	mg/kg	35		<35	<35	<35	<35	<35	-	-	<35	<35	<35	<35	<35
	>C16-C21	mg/kg	35		<35	<35	<35	<35	<35	-	-	<35	<35	<35	<35	<35
	>C21-C28	mg/kg	35		<35	<35	<35	<35	<35	-	-	<35	<35	<35	<35	<35
	>C28-C35	mg/kg	35		<35	<35	<35	<35	<35	-	-	<35	<35	<35	<35	<35
	>C35-C40	mg/kg	35		<35	<35	<35	<35	<35	-	-	<35	<35	<35	<35	<35
	GRO >C5-10	mg/kg	0.02		-	-	-	-	-	<0.02	<0.02	-	-	-	-	-
	EPH>C5-40	mg/kg	35		-	-	-	-	-	-	-	-	-	-	-	-
	EPH >C10-40	mg/kg	35		<35	<35	<35	<35	<35	-	-	<35	<35	<35	<35	36.1
	GRO >C5-12	mg/kg	0.1		<0.1	<0.1	<0.1	<0.1	<0.1	-	-	<0.1	<0.1	<0.1	-	<0.1
	Total Petroleum Hydrocarbons	mg/kg	35		<35	<35	<35	<35	<35	-	-	<35	<35	<35	-	36.1
BTEX and MTBE	Benzene	mg/kg	0.009	72	<0.009	<0.009	<0.009	<0.009	<0.009	<0.009	<0.009	<0.18	<0.009	<0.009	<0.009	<0.09
	Toluene	mg/kg	0.007	56000	<0.007	<0.007	<0.007	<0.007	<0.007	<0.007	<0.007	<0.14	<0.007	<0.007	<0.007	<0.07
	Ethylbenzene	mg/kg	0.004	24000	<0.004	<0.004	<0.004	<0.004	<0.004	<0.004	<0.004	<0.08	<0.004	<0.004	<0.004	<0.04
	Xylene (m & p)	mg/kg	0.01	41000[#7]	<0.01	<0.01	<0.01	<0.01	<0.01	<0.01	<0.01	<0.2	<0.01	<0.01	<0.01	<0.1
	Xylene (o)	mg/kg	0.01	41000	<0.01	<0.01	<0.01	<0.01	<0.01	<0.01	<0.01	<0.2	<0.01	<0.01	<0.01	<0.1
	Xylene Total	mg/kg	0.02		-	-	-	-	-	<0.02	<0.02	-	-	-	-	-
	MTBE	mg/kg	0.01		<0.01	<0.01	<0.01	<0.01	<0.01	<0.01	<0.01	<0.2	<0.01	<0.01	<0.01	<0.1
	Total BTEX	mg/kg	0.04		<0.04	<0.04	<0.04	<0.04	<0.04	<0.04	<0.04	<0.8	<0.04	<0.04	<0.04	<0.4
VOC	Styrene	mg/kg	0.01		-	-	-	-	-	-	-	-	-	-	-	-
	cis-1,3-dichloropropene	mg/kg	0.01		-	-	-	-	-	-	-	-	-	-	-	-
	trans-1,3-dichloropropene	mg/kg	0.01		-	-	-	-	-	-	-	-	-	-	-	-
	1,1,1,2-tetrachloroethane	mg/kg	0.01	1400	-	-	-	-	-	-	-	-	-	-	-	-
	1,1,1-trichloroethane	mg/kg	0.007	140000	-	-	-	-	-	-	-	-	-	-	-	-
	1,1,2,2-tetrachloroethane	mg/kg	0.01	1400	-	-	-	-	-	-	-	-	-	-	-	-
	1,1,2-trichloroethane	mg/kg	0.01		-	-	-	-	-	-	-	-	-	-	-	-
	1,1-dichloroethane	mg/kg	0.008		-	-	-	-	-	-	-	-	-	-	-	-
	1,1-dichloroethene	mg/kg	0.01		-	-	-	-	-	-	-	-	-	-	-	-
	1,1-dichloropropene	mg/kg	0.01		-	-	-	-	-	-	-	-	-	-	-	-
	1,2,3-trichloropropane	mg/kg	0.016		-	-	-	-	-	-	-	-	-	-	-	-
	1,2,4-trimethylbenzene	mg/kg	0.009		-	-	-	-	-	-	-	-	-	-	-	-
	1,2-dibromo-3-chloropropane	mg/kg	0.014		-	-	-	-	-	-	-	-	-	-	-	-
	1,2-dibromoethane	mg/kg	0.01		-	-	-	-	-	-	-	-	-	-	-	-
	1,2-dichloroethane	mg/kg	0.005	29	-	-	-	-	-	-	-	-	-	-	-	-
	1,2-dichloropropane	mg/kg	0.01		-	-	-	-	-	-	-	-	-	-	-	-
	1,3,5-trimethylbenzene	mg/kg	0.008		-	-	-	-	-	-	-	-	-	-	-	-
	1,3-dichloropropane	mg/kg	0.007		-	-	-	-	-	-	-	-	-	-	-	-
	2,2-dichloropropane	mg/kg	0.01		-	-	-	-	-	-	-	-	-	-	-	-
	2-chlorotoluene	mg/kg	0.009		-	-	-	-	-	-	-	-	-	-	-	-
	4-chlorotoluene	mg/kg	0.01		-	-	-	-	-	-	-	-	-	-	-	-
	Bromobenzene	mg/kg	0.01		-	-	-	-	-	-	-	-	-	-	-	-
	Bromochloromethane	mg/kg	0.01		-	-	-	-	-	-	-	-	-	-	-	-
	Bromodichloromethane	mg/kg	0.007		-	-	-	-	-	-	-	-	-	-	-	-
	Bromoform	mg/kg	0.01		-	-	-	-	-	-	-	-	-	-	-	-
	Bromomethane	mg/kg	0.01		-	-	-	-	-	-	-	-	-	-	-	-
	Carbon disulfide	mg/kg	0.007	11000	-	-	-	-	-	-	-	-	-	-	-	-
	Carbon tetrachloride	mg/kg	0.01	890	-	-	-	-	-	-	-	-	-	-	-	-
	Chlorodibromomethane	mg/kg	0.01		-	-	-	-	-	-	-	-	-	-	-	-
	Chloroethane	mg/kg	0.01		-	-	-	-	-	-	-	-	-	-	-	-
	Chloroform	mg/kg	0.008	2500	-	-	-	-	-	-	-	-	-	-	-	-

				Location_Code	BH15003A	BH15003A	BH15003A	BH15003A	BH15003	BH15003	BH15003	BH16001	BH16001	BH16001	BH16001	BH17001
				Sample_Depth_Range	0.6-0.7	1.2-1.3	1.7-1.9	3.7-3.9	0.05-0.3	0.4-0.5	0.6-0.7	0.05-0.15	0.7-0.8	1.3-1.4	5.75-5.9	0.05-0.05
				Sampled_Date_Time	05/02/2020	05/02/2020	07/02/2020	07/02/2020	31/01/2020	31/01/2020	31/01/2020	14/02/2020	14/02/2020	14/02/2020	19/02/2020	31/01/2020
				LQM S4UL Public Open Space (POS) Residential - 1% SOM (GAC)												
Chem_Group	**ChemName**	**output unit**	**EQL**													
	Chloromethane	mg/kg	0.007		-	-	-	-	-	-	-	-	-	-	-	-
	cis-1,2-dichloroethene	mg/kg	0.006		-	-	-	-	-	-	-	-	-	-	-	-
	Dibromomethane	mg/kg	0.009		-	-	-	-	-	-	-	-	-	-	-	-
	Dichlorodifluoromethane	mg/kg	0.006		-	-	-	-	-	-	-	-	-	-	-	-
	Dichloromethane	mg/kg	0.01		-	-	-	-	-	-	-	-	-	-	-	-
	Isopropylbenzene	mg/kg	0.005		-	-	-	-	-	-	-	-	-	-	-	-
	n-butylbenzene	mg/kg	0.011		-	-	-	-	-	-	-	-	-	-	-	-
	n-propylbenzene	mg/kg	0.01		-	-	-	-	-	-	-	-	-	-	-	-
	p-isopropyltoluene	mg/kg	0.01		-	-	-	-	-	-	-	-	-	-	-	-
	sec-butylbenzene	mg/kg	0.01		-	-	-	-	-	-	-	-	-	-	-	-
	Trichloroethene	mg/kg	0.009	120	-	-	-	-	-	-	-	-	-	-	-	-
	tert-butylbenzene	mg/kg	0.014		-	-	-	-	-	-	-	-	-	-	-	-
	Tetrachloroethene	mg/kg	0.005	1400	-	-	-	-	-	-	-	-	-	-	-	-
	trans-1,2-dichloroethene	mg/kg	0.01		-	-	-	-	-	-	-	-	-	-	-	-
	Trichlorofluoromethane	mg/kg	0.006		-	-	-	-	-	-	-	-	-	-	-	-
	Vinyl chloride	mg/kg	0.006	3.5	-	-	-	-	-	-	-	-	-	-	-	-
	tert-Amyl methyl ether	mg/kg	0.01		-	-	-	-	-	-	-	-	-	-	-	-
VOC/SVOC	1,2,3-trichlorobenzene	mg/kg	0.02	1800	-	-	-	-	-	-	-	-	-	-	-	-
	1,2,4-trichlorobenzene	mg/kg	0.02	15000	-	-	-	-	-	-	-	-	-	-	-	-
	1,2-dichlorobenzene	mg/kg	0.01	90000	-	-	-	-	-	-	-	-	-	-	-	-
	1,3-dichlorobenzene	mg/kg	0.008	300	-	-	-	-	-	-	-	-	-	-	-	-
	1,4-dichlorobenzene	mg/kg	0.005	17000	-	-	-	-	-	-	-	-	-	-	-	-
	Chlorobenzene	mg/kg	0.005	11000	-	-	-	-	-	-	-	-	-	-	-	-
	Hexachlorobutadiene	mg/kg	0.02	25	-	-	-	-	-	-	-	-	-	-	-	-
SVOC	4-bromophenyl phenyl ether	mg/kg	0.1		-	-	-	-	-	-	-	-	-	-	-	-
	4-nitroaniline	mg/kg	0.1		-	-	-	-	-	-	-	-	-	-	-	-
	4-nitrophenol	mg/kg	0.1		-	-	-	-	-	-	-	-	-	-	-	-
	2,4,5-trichlorophenol	mg/kg	0.1		-	-	-	-	-	-	-	-	-	-	-	-
	2,4,6-trichlorophenol	mg/kg	0.1		-	-	-	-	-	-	-	-	-	-	-	-
	2,4-dichlorophenol	mg/kg	0.1		-	-	-	-	-	-	-	-	-	-	-	-
	2,4-dimethylphenol	mg/kg	0.1		-	-	-	-	-	-	-	-	-	-	-	-
	2,4-dinitrotoluene	mg/kg	0.1		-	-	-	-	-	-	-	-	-	-	-	-
	2,6-dinitrotoluene	mg/kg	0.1		-	-	-	-	-	-	-	-	-	-	-	-
	2-chloronaphthalene	mg/kg	0.1		-	-	-	-	-	-	-	-	-	-	-	-
	2-chlorophenol	mg/kg	0.1		-	-	-	-	-	-	-	-	-	-	-	-
	2-methylnaphthalene	mg/kg	0.1		-	-	-	-	-	-	-	-	-	-	-	-
	2-methylphenol	mg/kg	0.1		-	-	-	-	-	-	-	-	-	-	-	-
	2-nitroaniline	mg/kg	0.1		-	-	-	-	-	-	-	-	-	-	-	-
	2-nitrophenol	mg/kg	0.1		-	-	-	-	-	-	-	-	-	-	-	-
	3-nitroaniline	mg/kg	0.1		-	-	-	-	-	-	-	-	-	-	-	-
	4-chloro-3-methylphenol	mg/kg	0.1		-	-	-	-	-	-	-	-	-	-	-	-
	4-chloroaniline	mg/kg	0.1		-	-	-	-	-	-	-	-	-	-	-	-
	4-chlorophenyl phenyl ether	mg/kg	0.1		-	-	-	-	-	-	-	-	-	-	-	-
	4-methylphenol	mg/kg	0.1		-	-	-	-	-	-	-	-	-	-	-	-
	Azobenzene	mg/kg	0.1		-	-	-	-	-	-	-	-	-	-	-	-
	Bis(2-chloroethoxy) methane	mg/kg	0.1		-	-	-	-	-	-	-	-	-	-	-	-
	Bis(2-chloroethyl)ether	mg/kg	0.1		-	-	-	-	-	-	-	-	-	-	-	-
	Bis(2-chloroisopropyl) ether	mg/kg	0.1		-	-	-	-	-	-	-	-	-	-	-	-
	Bis(2-ethylhexyl) phthalate	mg/kg	0.1		-	-	-	-	-	-	-	-	-	-	-	-
	Butyl benzyl phthalate	mg/kg	0.1		-	-	-	-	-	-	-	-	-	-	-	-
	Carbazole	mg/kg	0.1		-	-	-	-	-	-	-	-	-	-	-	-
	Dibenzofuran	mg/kg	0.1		-	-	-	-	-	-	-	-	-	-	-	-
	Diethylphthalate	mg/kg	0.1		-	-	-	-	-	-	-	-	-	-	-	-
	Dimethyl phthalate	mg/kg	0.1		-	-	-	-	-	-	-	-	-	-	-	-
	Di-n-butyl phthalate	mg/kg	0.1		-	-	-	-	-	-	-	-	-	-	-	-
	Di-n-octyl phthalate	mg/kg	0.1		-	-	-	-	-	-	-	-	-	-	-	-
	Hexachlorobenzene	mg/kg	0.05	16	-	-	-	-	-	-	-	-	-	-	-	-
	Hexachlorocyclopentadiene	mg/kg	0.1		-	-	-	-	-	-	-	-	-	-	-	-
	Hexachloroethane	mg/kg	0.1		-	-	-	-	-	-	-	-	-	-	-	-
	Isophorone	mg/kg	0.1		-	-	-	-	-	-	-	-	-	-	-	-
	Nitrobenzene	mg/kg	0.1		-	-	-	-	-	-	-	-	-	-	-	-
	N-nitrosodi-n-propylamine	mg/kg	0.1		-	-	-	-	-	-	-	-	-	-	-	-
	Pentachlorophenol	mg/kg	0.1	60	-	-	-	-	-	-	-	-	-	-	-	-
PCB	Heptachlorobiphenyl, 2,3,3,4,4,5,5- (PCB 189)	mg/kg	0.003		-	-	-	-	-	-	-	-	-	-	-	<0.003
	Hexachlorobiphenyl, 2,3,3,4,4,5- (PCB 156)	mg/kg	0.003		-	-	-	-	-	-	-	-	-	-	-	<0.003
	Hexachlorobiphenyl, 2,3,3,4,4,5- (PCB 157)	mg/kg	0.003		-	-	-	-	-	-	-	-	-	-	-	<0.003
	Hexachlorobiphenyl, 2,3,4,4,5,5- (PCB 167)	mg/kg	0.003		-	-	-	-	-	-	-	-	-	-	-	<0.003
	Hexachlorobiphenyl, 3,3,4,4,5,5- (PCB 169)	mg/kg	0.003		-	-	-	-	-	-	-	-	-	-	-	<0.003
	PCB 101	mg/kg	0.003		-	-	-	-	-	-	-	-	-	-	-	<0.003
	PCB 118	mg/kg	0.003		-	-	-	-	-	-	-	-	-	-	-	<0.003
	PCB 138	mg/kg	0.003		-	-	-	-	-	-	-	-	-	-	-	<0.003
	PCB 153	mg/kg	0.003		-	-	-	-	-	-	-	-	-	-	-	<0.003
	PCB 180	mg/kg	0.003		-	-	-	-	-	-	-	-	-	-	-	<0.003
	PCB 28	mg/kg	0.003		-	-	-	-	-	-	-	-	-	-	-	<0.003
	PCB 52	mg/kg	0.003		-	-	-	-	-	-	-	-	-	-	-	<0.003
	Pentachlorobiphenyl, 2,3,3,4,4- (PCB 105)	mg/kg	0.003		-	-	-	-	-	-	-	-	-	-	-	<0.003
	Pentachlorobiphenyl, 2,3,4,4,5- (PCB 114)	mg/kg	0.003		-	-	-	-	-	-	-	-	-	-	-	<0.003
	Pentachlorobiphenyl, 2,3,4,4,5- (PCB 123)	mg/kg	0.003		-	-	-	-	-	-	-	-	-	-	-	<0.003
	Pentachlorobiphenyl, 3,3,4,4,5- (PCB 126)	mg/kg	0.003		-	-	-	-	-	-	-	-	-	-	-	<0.003
	Tetrachlorobiphenyl, 3,3,4,4- (PCB 77)	mg/kg	0.003		-	-	-	-	-	-	-	-	-	-	-	<0.003
	Tetrachlorobiphenyl, 3,4,4,5- (PCB 81)	mg/kg	0.003		-	-	-	-	-	-	-	-	-	-	-	<0.003
	Total PCB 7 Congeners	mg/kg	0.021		-	-	-	-	-	-	-	-	-	-	-	<0.021
	Total PCB WHO 12	mg/kg	0.036		-	-	-	-	-	-	-	-	-	-	-	<0.036
Phenolics	Xylenols	mg/kg	0.015		<0.015	<0.015	<0.015	<0.015	<0.015	<0.015	<0.015	<0.015	<0.015	<0.015	<0.015	<0.015
	Cresol Total	mg/kg	0.01		<0.01	<0.01	<0.01	<0.01	0.0128	<0.01	<0.01	0.0121	<0.01	<0.01	<0.01	<0.01
	Phenol	mg/kg	0.01	(dir)76[68]	<0.01	<0.01	<0.01	<0.01	<0.01	<0.01	<0.01	<0.01	<0.01	<0.01	<0.01	<0.01
	Phenols Monohydric	mg/kg	0.035		<0.035	<0.035	<0.035	<0.035	<0.035	<0.035	<0.035	<0.035	<0.035	<0.035	<0.035	<0.035
Organotins	Dibutyltin	mg/kg			-	-	-	-	-	-	-	-	-	-	-	-
	Monophenyltin	mg/kg			-	-	-	-	-	-	-	-	-	-	-	<0.02
	Diphenyltin	mg/kg			-	-	-	-	-	-	-	-	-	-	-	-
	Monobutyltin	mg/kg			-	-	-	-	-	-	-	-	-	-	-	-
	Tetrabutyltin	mg/kg			-	-	-	-	-	-	-	-	-	-	-	-
	Tributyltin	mg/kg			-	-	-	-	-	-	-	-	-	-	-	<0.02
	Triphenyltin	mg/kg			-	-	-	-	-	-	-	-	-	-	-	-
Pesticides	Heptachlor epoxide	mg/kg	0.05		-	-	-	-	-	-	-	-	-	-	-	-
	2,4,5-TP (Silvex)	mg/kg			-	-	-	-	-	-	-	-	-	-	-	-
	Hedonal	mg/kg			-	-	-	-	-	-	-	-	-	-	-	-
	2,4-DDT	mg/kg	0.05		-	-	-	-	-	-	-	-	-	-	-	-
	2,4-Dichlorprop	mg/kg			-	-	-	-	-	-	-	-	-	-	-	-
	4-(2,4-Dichlorophenoxy)butyric Acid (2,4-DB)	mg/kg			-	-	-	-	-	-	-	-	-	-	-	-
	4,4-DDE	mg/kg	0.05		-	-	-	-	-	-	-	-	-	-	-	-
	a-BHC	mg/kg	0.05	24	-	-	-	-	-	-	-	-	-	-	-	-
	Aldrin	mg/kg	0.05	18	-	-	-	-	-	-	-	-	-	-	-	-
	Atrazine	mg/kg	0.05	1200	-	-	-	-	-	-	-	-	-	-	-	-
	Azinophos methyl	mg/kg	0.05		-	-	-	-	-	-	-	-	-	-	-	-
	b-BHC	mg/kg	0.05	8.1	-	-	-	-	-	-	-	-	-	-	-	-
	Bentazone	mg/kg			-	-	-	-	-	-	-	-	-	-	-	-
	Chlordane (cis)	mg/kg	0.05		-	-	-	-	-	-	-	-	-	-	-	-
	Chlordane (trans)	mg/kg	0.05		-	-	-	-	-	-	-	-	-	-	-	-
	Chlorfenvinphos	mg/kg	0.05		-	-	-	-	-	-	-	-	-	-	-	-
	Chlorotoluron	mg/kg			-	-	-	-	-	-	-	-	-	-	-	-
	Chlorpyrifos-methyl	mg/kg	0.05		-	-	-	-	-	-	-	-	-	-	-	-
	Cyanazine	mg/kg			-	-	-	-	-	-	-	-	-	-	-	-
	d-BHC	mg/kg	0.05		-	-	-	-	-	-	-	-	-	-	-	-
	DDD	mg/kg	0.05		-	-	-	-	-	-	-	-	-	-	-	-
	DDT	mg/kg	0.05		-	-	-	-	-	-	-	-	-	-	-	-
	Diazinon	mg/kg	0.05		-	-	-	-	-	-	-	-	-	-	-	-
	Dichlorvos	mg/kg	0.05	16	-	-	-	-	-	-	-	-	-	-	-	-
	Dieldrin	mg/kg	0.05	18	-	-	-	-	-	-	-	-	-	-	-	-

				Location_Code	BH15003A	BH15003A	BH15003A	BH15003A	BH15003	BH15003	BH15003	BH16001	BH16001	BH16001	BH16001	BH17001
				Sample_Depth_Range	0.6-0.7	1.2-1.3	1.7-1.9	3.7-3.9	0.05-0.3	0.4-0.5	0.6-0.7	0.05-0.15	0.7-0.8	1.3-1.4	5.75-5.9	0.05-0.05
				Sampled_Date_Time	05/02/2020	05/02/2020	07/02/2020	07/02/2020	31/01/2020	31/01/2020	31/01/2020	14/02/2020	14/02/2020	14/02/2020	19/02/2020	31/01/2020
				LQM S4UL Public Open Space (POS) Residential - 1% SOM (GAC)												
Chem_Group	ChemName	output unit	EQL													
	Dimethoate	mg/kg	0.05		-	-	-	-	-	-	-	-	-	-	-	-
	Diuron	mg/kg			-	-	-	-	-	-	-	-	-	-	-	-
	Endosulfan I	mg/kg	0.05	1200	-	-	-	-	-	-	-	-	-	-	-	-
	Endosulfan II	mg/kg	0.05		-	-	-	-	-	-	-	-	-	-	-	-
	Endrin	mg/kg	0.05		-	-	-	-	-	-	-	-	-	-	-	-
	Fenitrothion	mg/kg	0.05		-	-	-	-	-	-	-	-	-	-	-	-
	Fenthion	mg/kg	0.05		-	-	-	-	-	-	-	-	-	-	-	-
	Fluroxypyr	mg/kg			-	-	-	-	-	-	-	-	-	-	-	-
	g-BHC (Lindane)	mg/kg	0.05	8.2	-	-	-	-	-	-	-	-	-	-	-	-
	Heptachlor	mg/kg	0.05		-	-	-	-	-	-	-	-	-	-	-	-
	Isodrin	mg/kg	0.05		-	-	-	-	-	-	-	-	-	-	-	-
	Isoproturon	mg/kg			-	-	-	-	-	-	-	-	-	-	-	-
	Linuron	mg/kg			-	-	-	-	-	-	-	-	-	-	-	-
	Malathion	mg/kg	0.05		-	-	-	-	-	-	-	-	-	-	-	-
	2-Methyl-4-chlorophenoxyacetic acid	mg/kg			-	-	-	-	-	-	-	-	-	-	-	-
	2-Methyl-4-Chlorophenoxy Butanoic Acid	mg/kg			-	-	-	-	-	-	-	-	-	-	-	-
	Mecoprop	mg/kg			-	-	-	-	-	-	-	-	-	-	-	-
	Methoxychlor	mg/kg	0.05		-	-	-	-	-	-	-	-	-	-	-	-
	Methyl parathion	mg/kg	0.05		-	-	-	-	-	-	-	-	-	-	-	-
	Mevinphos (Phosdrin)	mg/kg	0.05		-	-	-	-	-	-	-	-	-	-	-	-
	o,p-DDD	mg/kg	0.05		-	-	-	-	-	-	-	-	-	-	-	-
	o,p'-DDE	mg/kg	0.05		-	-	-	-	-	-	-	-	-	-	-	-
	Parathion	mg/kg	0.05		-	-	-	-	-	-	-	-	-	-	-	-
	Pendimethalin	mg/kg	0.05		-	-	-	-	-	-	-	-	-	-	-	-
	Phorate	mg/kg	0.05		-	-	-	-	-	-	-	-	-	-	-	-
	Prometryn	mg/kg	0.05		-	-	-	-	-	-	-	-	-	-	-	-
	Pronamide	mg/kg	0.05		-	-	-	-	-	-	-	-	-	-	-	-
	Propazine	mg/kg	0.05		-	-	-	-	-	-	-	-	-	-	-	-
	Simazine	mg/kg	0.05		-	-	-	-	-	-	-	-	-	-	-	-
	Terbutryn	mg/kg	0.05		-	-	-	-	-	-	-	-	-	-	-	-
	Terbutylazine	mg/kg	0.05		-	-	-	-	-	-	-	-	-	-	-	-
	Triadimefon	mg/kg	0.05		-	-	-	-	-	-	-	-	-	-	-	-
	Triclopyr	mg/kg			-	-	-	-	-	-	-	-	-	-	-	-
	Trifluralin	mg/kg	0.05		-	-	-	-	-	-	-	-	-	-	-	-
SVOC TIC	SVOC TICS - Detect	Detect			-	-	-	-	-	-	-	-	-	-	-	-
	SVOC Tentatively Identified Compounds	mg/kg	0.1		-	-	-	-	-	-	-	-	-	-	-	-
VOC TIC	VOC TICs - Detect	Detect			-	-	-	-	-	-	-	-	-	-	-	-
	VOC Tentatively Identified Compounds	mg/kg	0.01		-	-	-	-	-	-	-	-	-	-	-	-
Other	Temperature	°C			17.2	17.5	17.2	17.4	1.2	16.5	12.7	17.6	18	17.9	17.2	16.8
	Conductivity @ 20oC	µS/cm	14		166 - 168	414 - 456	309 - 313	875 - 919	108 - 128	232 - 275	163 - 170	60.7 - 61.8	240 - 365	3830 - 4170	1300	34.8 - 40.9
	Moisture Content (dried @35oC)	%			12	15	24	23	22	16	13	18	16	18	21	29
	pH (Lab)	pH_Units	1		7.77 - 8.84	8.11 - 8.72	8.28 - 8.75	7.56 - 8.38	7.18 - 8.72	7.63 - 8.44	7.86 - 8.59	6.85 - 7.5	7.99 - 8.6	7.83 - 8.08	8.28 - 8.39	6.16 - 7.54
	Total Organic Carbon	%	0.2		0.371	<0.2	<0.2	0.482	1.34	0.83	8.27	1.35	0.352	<0.2	0.455	3.28

Environmental Standards Comments
#1:GAC is only presented as speciated chromium. 7.7mg/kg is used for hexavalent. If hexavalent chromium (CrVI) data is available, a value of 1,500mg/kg may be appropriate for the remaining trivalent chromium (CrIII).
#2:C4SL for lead adopted
#3:GAC only presented as speciated mercury. 16mg/kg is used for elemental mercury. If the CSM indicates that elemental mercury is not a CoC and mercury is present in an inorganic form, a value of 120mg/kg for inorganic mercury may be appropriate
#4:Updated S4UL for nickel
#5:S4UL exceeds solubility saturation limit
#6:Criteria derived for Ali>C16-C35 split between Ali>C16-21 & Ali>C21-35. Requires summation of fractions to use Ali>C16-C35 criteria.
#7:Criteria presented is for p-xylene. A separate value is presented for o-xylene.
#8:S4UL based on a threshold protective of direct skin contact with phenol

Key
27.8 Result exceeds GAC

Notes
Where a range is given a determinand has been analysed for by more than one method

				Location_Code	BH17001	BH17001	BH17001	BH17001	BH17001	BH17001	BH18001	BH18001	BH18001	BH18002	BH18002	BH18002
				Sample_Depth_Range	0.65-0.65	1.7-1.8	19.5-19.88	19.5-19.88	3.7-3.9	4.7-4.9	0.05-0.15	1.2-1.3	3.9-4	0.05-0.15	1.1-1.2	22.08-22.3
				Sampled_Date_Time	31/01/2020	06/02/2020	12/02/2020	12/02/2020	07/02/2020	07/02/2020	25/02/2020	25/02/2020	27/02/2020	05/03/2020	05/03/2020	12/03/2020
				LQM S4UL Public Open Space (POS) Residential - 1% SOM (GAC)												
Chem_Group	**ChemName**	**output unit**	**EQL**													
Metals	Antimony	mg/kg	0.6	-	-	-	-	-	-	-	-	-	2.18	0.914	-
	Arsenic	mg/kg	0.6	79	10.2	11	8.16	7.25	7.57	8.89	9.02	24.6	6.13	9	10.6	5.06
	Boron	mg/kg	1	21000	<1	<1	1.31	1.37	1.45	2.39	<1	1.59	1.95	1.13	1.57	<1
	Cadmium	mg/kg	0.02	120	0.284	0.112	0.172	0.153	0.125	0.776	0.154	0.109	0.168	0.51	0.0389	0.242
	Chromium (hexavalent)	mg/kg	0.6	7.7	<0.6	<0.6	<0.6	<0.6	<0.6	<0.6	<0.6	<0.6	<0.6	<0.6	<0.6	<0.6
	Chromium	mg/kg	0.9	[#1]	26.3	35.1	28	25.1	36.7	34.6	23.8	25	48	23.7	37	27.5
	Copper	mg/kg	1.4	12000	18.4	20.1	32.6	28	35.1	34.9	15	27.6	28.6	13.1	25.2	30.9
	Lead	mg/kg	0.7	630[#2]	50.5	11.6	8.53	6.64	15.5	12.4	22.3	14.7	8.54	26.5	13	5.12
	Mercury	mg/kg	0.14	[#3]	<0.14	<0.14	<0.14	<0.14	<0.14	<0.14	<0.14	<0.14	<0.14	<0.14	<0.14	<0.14
	Molybdenum	mg/kg	0.1	-	-	-	-	-	-	-	-	-	-	0.575	<0.1	-
	Nickel	mg/kg	0.2	230[#4]	17.5	31.8	22.3	21.5	25.8	60.8	17.9	39.3	46.7	15.7	36	16.2
	Selenium	mg/kg	1	1100	<1	<1	<1	<1	1.78	<1	<1	<1	<1	<1	<1	<1
	Vanadium	mg/kg	0.2	2000	-	-	-	-	-	-	-	-	-	50.4	83.5	-
	Zinc	mg/kg	1.9	81000	118	56.2	68.6	59.4	89.9	112	55.6	59.3	101	70.1	69.4	53.8
Asbestos	Anthophyllite	Detect			0	0	0	0	0	0	0	0	0	0	0	0
	Asbestos: Actinolite	Detect			0	0	0	0	0	0	0	0	0	0	0	0
	Crocidolite Asbestos	Detect			0	0	0	0	0	0	0	0	0	0	0	0
	Chrysotile Asbestos	Detect			0	0	0	0	0	0	0	0	0	0	0	0
	Amosite Asbestos	Detect			0	0	0	0	0	0	0	0	0	0	0	0
	Non-Asbestos Fibre	Detect			0	0	0	0	0	0	0	0	0	0	0	1
	Tremolite	Detect			0	0	0	0	0	0	0	0	0	0	0	0
Inorganics	Ammoniacal Nitrogen as N	mg/kg	12	-	<12	-	-	-	-	-	-	-	-	<12	<12	-
	Cyanide (Free)	mg/kg	1		<1	<1	<1	<1	<1	<1	<1	<1	<1	<1	<1	<1
	Cyanide Total	mg/kg	1		<1	<1	<1	<1	<1	<1	<1	<1	<1	<1	<1	<1
	cyanides-complex	mg/kg	1		<1	<1	<1	<1	<1	<1	<1	<1	<1	<1	<1	<1
PAH	Naphthalene	mg/kg	0.009	4900	<0.009	<0.009	<0.009	<0.009	<0.009	<0.009	<0.009	<0.009	<0.009	<0.009	<0.009	<0.009
	Acenaphthene	mg/kg	0.008	15000	<0.008	<0.008	<0.008	<0.008	<0.008	<0.008	<0.008	<0.008	<0.008	<0.008	<0.008	<0.008
	Acenaphthylene	mg/kg	0.012	15000	<0.012	<0.012	<0.012	<0.012	<0.012	<0.012	<0.012	<0.012	<0.012	<0.012	<0.012	<0.012
	Fluoranthene	mg/kg	0.017	3100	<0.017	<0.017	<0.017	<0.017	<0.017	<0.017	<0.017	<0.017	<0.017	<0.1 - 0.0254	<0.017	<0.017
	Anthracene	mg/kg	0.016	74000	<0.016	<0.016	<0.016	<0.016	<0.016	<0.016	<0.016	<0.016	<0.016	<0.016	<0.016	<0.016
	Phenanthrene	mg/kg	0.015	3100	<0.015	<0.015	<0.015	<0.015	<0.015	<0.015	<0.015	<0.015	<0.015	<0.015	<0.015	<0.015
	Fluorene	mg/kg	0.01	9900	<0.01	<0.01	<0.01	<0.01	<0.01	<0.01	<0.01	<0.01	<0.01	<0.01	<0.01	<0.01
	Chrysene	mg/kg	0.01	57	<0.01	<0.01	<0.01	<0.01	<0.01	<0.01	<0.01	<0.01	<0.01	<0.1 - 0.0168	<0.01	<0.01
	Pyrene	mg/kg	0.015	7400	<0.015	<0.015	<0.015	<0.015	<0.015	<0.015	<0.015	<0.015	<0.015	<0.1 - 0.0205	<0.015	<0.015
	Benzo(a)anthracene	mg/kg	0.014	29	<0.014	<0.014	<0.014	<0.014	<0.014	<0.014	<0.014	<0.014	<0.014	<0.014	<0.014	<0.014
	Benzo(b)fluoranthene	mg/kg	0.015	7.1	<0.015	<0.015	<0.015	<0.015	<0.015	<0.015	<0.015	<0.015	<0.015	<0.1 - 0.0268	<0.015	<0.015
	Benzo(k)fluoranthene	mg/kg	0.014	190	<0.014	<0.014	<0.014	<0.014	<0.014	<0.014	<0.014	<0.014	<0.014	<0.014	<0.014	<0.014
	Benzo(a)pyrene	mg/kg	0.015	5.7	<0.015	<0.015	<0.015	<0.015	<0.015	<0.015	<0.015	<0.015	<0.015	<0.1 - 0.0195	<0.015	<0.015
	Dibenz(a,h)anthracene	mg/kg	0.023	0.57	<0.023	<0.023	<0.023	<0.023	<0.023	<0.023	<0.023	<0.023	<0.023	<0.023	<0.023	<0.023
	Benzo(g,h,i)perylene	mg/kg	0.024	640	<0.024	<0.024	<0.024	<0.024	<0.024	<0.024	<0.024	<0.024	<0.024	<0.024	<0.024	<0.024
	Indeno(1,2,3-c,d)pyrene	mg/kg	0.018	82	<0.018	<0.018	<0.018	<0.018	<0.018	<0.018	<0.018	<0.018	<0.018	<0.018	<0.018	<0.018
	PAH 16 Total	mg/kg	0.118		<0.118	<0.118	<0.118	<0.118	<0.118	<0.118	<0.118	<0.118	<0.118	<0.118	<0.118	<0.118
TPH CWG	>C5-C6 Aliphatics	mg/kg	0.01	(sol)570000[#5]	-	-	-	-	-	-	-	-	-	<0.01	<0.01	-
	>C6-C8 Aliphatics	mg/kg	0.01	600000	-	-	-	-	-	-	-	-	-	<0.01	<0.01	-
	>C10-C44 Aliphatics	mg/kg	5		-	-	-	-	-	-	-	-	-	<5	<5	-
	>C10-C44 Aliphatics/Aromatics	mg/kg	10		-	-	-	-	-	-	-	-	-	<10	<10	-
	>C8-C10 Aliphatics	mg/kg	0.01	13000	-	-	-	-	-	-	-	-	-	<0.01	<0.01	-
	>C10-C12 Aliphatics	mg/kg	1	13000	-	-	-	-	-	-	-	-	-	<1	<1	-
	>C12-C16 Aliphatics	mg/kg	1	13000	-	-	-	-	-	-	-	-	-	<1	<1	-
	>C16-C21 Aliphatics	mg/kg	1	125000[#6]	-	-	-	-	-	-	-	-	-	<1	<1	-
	>C21-C35 Aliphatics	mg/kg	1	125000[#6]	-	-	-	-	-	-	-	-	-	<1	<1	-
	>C35-C44 Aliphatics	mg/kg	1	250000	-	-	-	-	-	-	-	-	-	<1	<1	-
	>C5-C10 Aliphatics	mg/kg	0.05		-	-	-	-	-	-	-	-	-	<0.05	<0.05	-
	>EC5-EC10 Aromatics	mg/kg	0.05		-	-	-	-	-	-	-	-	-	<0.05	<0.05	-
	>EC6-EC7 Aromatics	mg/kg	0.01		-	-	-	-	-	-	-	-	-	<0.01	<0.01	-
	>EC7-EC8 Aromatics	mg/kg	0.01	56000	-	-	-	-	-	-	-	-	-	<0.01	<0.01	-
	>EC8-EC10 Aromatics	mg/kg	0.01	5000	-	-	-	-	-	-	-	-	-	<0.01	<0.01	-
	>EC10-EC12 Aromatics	mg/kg	1	5000	-	-	-	-	-	-	-	-	-	<1	<1	-
	>EC10-EC44 Aromatics	mg/kg	5		-	-	-	-	-	-	-	-	-	<5	<5	-
	>EC12-EC16 Aromatics	mg/kg	1	5100	-	-	-	-	-	-	-	-	-	<1	<1	-
	>EC16-EC21 Aromatics	mg/kg	1	3800	-	-	-	-	-	-	-	-	-	<1	<1	-
	>EC21-EC35 Aromatics	mg/kg	1	3800	-	-	-	-	-	-	-	-	-	<1	<1	-
	>EC35-EC44 Aromatics	mg/kg	1	3800	-	-	-	-	-	-	-	-	-	<1	<1	-
	>EC40-EC44 Aromatics	mg/kg	1		-	-	-	-	-	-	-	-	-	<1	<1	-
	TPH Aliphatics & Aromatics >C5-44	mg/kg	10		-	-	-	-	-	-	-	-	-	<10	<10	-
TPH	>C5-C6	mg/kg	0.02		<0.02	<0.02	<0.02	<0.02	<0.02	<0.02	<0.02	<0.02	<0.02	-	-	<0.02
	>C6-C7	mg/kg	0.02		<0.02	<0.02	<0.02	<0.02	<0.02	<0.02	<0.02	<0.02	<0.02	-	-	<0.02
	>C7-C8	mg/kg	0.02		<0.02	<0.02	<0.02	<0.02	<0.02	<0.02	<0.02	<0.02	<0.02	-	-	<0.02
	>C8-C10	mg/kg	0.02		<0.02	<0.02	<0.02	<0.02	<0.02	<0.02	<0.02	<0.02	<0.02	-	-	<0.02
	>C10-C12	mg/kg	0.02		<0.02	<0.02	<0.02	<0.02	<0.02	<0.02	<0.02	<0.02	<0.02	-	-	<0.02
	>C12-C16	mg/kg	35		<35	<35	<35	<35	<35	<35	<35	<35	<35	-	-	<35
	>C16-C21	mg/kg	35		<35	<35	<35	<35	<35	<35	<35	<35	<35	-	-	<35
	>C21-C28	mg/kg	35		<35	<35	<35	<35	<35	<35	<35	<35	<35	-	-	<35
	>C28-C35	mg/kg	35		<35	<35	<35	<35	<35	<35	<35	<35	<35	-	-	<35
	>C35-C40	mg/kg	35		<35	<35	<35	<35	<35	<35	<35	<35	<35	-	-	<35
	GRO >C5-10	mg/kg	0.02		-	-	-	-	-	-	-	-	-	<0.02	<0.02	-
	EPH>C5-40	mg/kg	35		-	-	-	-	-	-	-	-	-	-	-	-
	EPH >C10-40	mg/kg	35		<35	<35	<35	<35	<35	<35	<35	<35	<35	-	-	<35
	GRO >C5-12	mg/kg	0.1		<0.1	<0.1	<0.1	<0.1	<0.1	<0.1	<0.1	<0.1	<0.1	-	-	<0.1
	Total Petroleum Hydrocarbons	mg/kg	35		<35	<35	<35	<35	<35	<35	<35	<35	<35	-	-	<35
BTEX and MTBE	Benzene	mg/kg	0.009	72	<0.009	<0.009	<0.009	<0.009	<0.009	<0.009	<0.009	<0.009	<0.009	<0.18	<0.009	<0.009
	Toluene	mg/kg	0.007	56000	<0.007	<0.007	<0.007	<0.007	<0.007	<0.007	<0.007	<0.007	<0.007	<0.14	<0.007	<0.007
	Ethylbenzene	mg/kg	0.004	24000	<0.004	<0.004	<0.004	<0.004	<0.004	<0.004	<0.004	<0.004	<0.004	<0.08	<0.004	<0.004
	Xylene (m & p)	mg/kg	0.01	41000[#7]	<0.01	<0.01	<0.01	<0.01	<0.01	<0.01	<0.01	<0.01	<0.01	<0.2	<0.01	<0.01
	Xylene (o)	mg/kg	0.01	41000	<0.01	<0.01	<0.01	<0.01	<0.01	<0.01	<0.01	<0.01	<0.01	<0.2	<0.01	<0.01
	Xylene Total	mg/kg	0.02		-	-	-	-	-	-	-	-	-	<0.4	<0.02	-
	MTBE	mg/kg	0.01		<0.01	<0.01	<0.01	<0.01	<0.01	<0.01	<0.01	<0.01	<0.01	<0.2	<0.01	<0.01
	Total BTEX	mg/kg	0.04		<0.04	<0.04	<0.04	<0.04	<0.04	<0.04	<0.04	<0.04	<0.04	<0.8	<0.04	<0.04
VOC	Styrene	mg/kg	0.01		-	-	-	-	<0.01	-	-	-	-	<0.2	<0.01	-
	cis-1,3-dichloropropene	mg/kg	0.01		-	-	-	-	<0.01	-	-	-	-	<0.2	<0.01	-
	trans-1,3-dichloropropene	mg/kg	0.01		-	-	-	-	<0.01	-	-	-	-	<0.2	<0.01	-
	1,1,1,2-tetrachloroethane	mg/kg	0.01	1400	-	-	-	-	<0.01	-	-	-	-	<0.2	<0.01	-
	1,1,1-trichloroethane	mg/kg	0.007	140000	-	-	-	-	<0.007	-	-	-	-	<0.14	<0.007	-
	1,1,2,2-tetrachloroethane	mg/kg	0.01	1400	-	-	-	-	<0.01	-	-	-	-	<0.2	<0.01	-
	1,1,2-trichloroethane	mg/kg	0.01		-	-	-	-	<0.01	-	-	-	-	<0.2	<0.01	-
	1,1-dichloroethane	mg/kg	0.008		-	-	-	-	<0.008	-	-	-	-	<0.16	<0.008	-
	1,1-dichloroethene	mg/kg	0.01		-	-	-	-	<0.01	-	-	-	-	<0.2	<0.01	-
	1,1-dichloropropene	mg/kg	0.01		-	-	-	-	<0.01	-	-	-	-	<0.2	<0.01	-
	1,2,3-trichloropropane	mg/kg	0.016		-	-	-	-	<0.016	-	-	-	-	<0.32	<0.016	-
	1,2,4-trimethylbenzene	mg/kg	0.009		-	-	-	-	<0.009	-	-	-	-	<0.18	<0.009	-
	1,2-dibromo-3-chloropropane	mg/kg	0.014		-	-	-	-	<0.014	-	-	-	-	<0.28	<0.014	-
	1,2-dibromoethane	mg/kg	0.01		-	-	-	-	<0.01	-	-	-	-	<0.2	<0.01	-
	1,2-dichloroethane	mg/kg	0.005	29	-	-	-	-	<0.005	-	-	-	-	<0.1	<0.005	-
	1,2-dichloropropane	mg/kg	0.01		-	-	-	-	<0.01	-	-	-	-	<0.2	<0.01	-
	1,3,5-trimethylbenzene	mg/kg	0.008		-	-	-	-	<0.008	-	-	-	-	<0.16	<0.008	-
	1,3-dichloropropane	mg/kg	0.007		-	-	-	-	<0.007	-	-	-	-	<0.14	<0.007	-
	2,2-dichloropropane	mg/kg	0.01		-	-	-	-	<0.01	-	-	-	-	<0.2	<0.01	-
	2-chlorotoluene	mg/kg	0.009		-	-	-	-	<0.009	-	-	-	-	<0.18	<0.009	-
	4-chlorotoluene	mg/kg	0.01		-	-	-	-	<0.01	-	-	-	-	<0.2	<0.01	-
	Bromobenzene	mg/kg	0.01		-	-	-	-	<0.01	-	-	-	-	<0.2	<0.01	-
	Bromochloromethane	mg/kg	0.01		-	-	-	-	<0.01	-	-	-	-	<0.2	<0.01	-
	Bromodichloromethane	mg/kg	0.007		-	-	-	-	<0.007	-	-	-	-	<0.14	<0.007	-
	Bromoform	mg/kg	0.01		-	-	-	-	<0.01	-	-	-	-	<0.2	<0.01	-
	Bromomethane	mg/kg	0.01		-	-	-	-	<0.01	-	-	-	-	<0.2	<0.01	-
	Carbon disulfide	mg/kg	0.007	11000	-	-	-	-	<0.007	-	-	-	-	<0.14	<0.007	-
	Carbon tetrachloride	mg/kg	0.01	890	-	-	-	-	<0.01	-	-	-	-	<0.2	<0.01	-
	Chlorodibromomethane	mg/kg	0.01		-	-	-	-	<0.01	-	-	-	-	<0.2	<0.01	-
	Chloroethane	mg/kg	0.01		-	-	-	-	<0.01	-	-	-	-	<0.2	<0.01	-
	Chloroform	mg/kg	0.008	2500	-	-	-	-	<0.008	-	-	-	-	<0.16	<0.008	-

				Location_Code	BH17001	BH17001	BH17001	BH17001	BH17001	BH17001	BH18001	BH18001	BH18001	BH18002	BH18002	BH18002
				Sample_Depth_Range	0.65-0.65	1.7-1.8	19.5-19.88	19.5-19.88	3.7-3.9	4.7-4.9	0.05-0.15	1.2-1.3	3.9-4	0.05-0.15	1.1-1.2	22.08-22.3
				Sampled_Date_Time	31/01/2020	06/02/2020	12/02/2020	12/02/2020	07/02/2020	07/02/2020	25/02/2020	25/02/2020	27/02/2020	05/03/2020	05/03/2020	12/03/2020
				LQM S4UL Public Open Space (POS) Residential - 1% SOM (GAC)												
Chem_Group	ChemName	output unit	EQL													
- - - -	Chloromethane	mg/kg	0.007		-	-	-	-	<0.007	-	-	-	-	<0.14	<0.007	-
	cis-1,2-dichloroethene	mg/kg	0.006		-	-	-	-	<0.006	-	-	-	-	<0.12	<0.006	-
	Dibromomethane	mg/kg	0.009		-	-	-	-	<0.009	-	-	-	-	<0.18	<0.009	-
	Dichlorodifluoromethane	mg/kg	0.006		-	-	-	-	<0.006	-	-	-	-	<0.12	<0.006	-
	Dichloromethane	mg/kg	0.01		-	-	-	-	<0.01	-	-	-	-	<0.2	<0.01	-
	Isopropylbenzene	mg/kg	0.005		-	-	-	-	<0.005	-	-	-	-	<0.1	<0.005	-
	n-butylbenzene	mg/kg	0.011		-	-	-	-	<0.011	-	-	-	-	<0.22	<0.011	-
	n-propylbenzene	mg/kg	0.01		-	-	-	-	<0.01	-	-	-	-	<0.2	<0.01	-
	p-isopropyltoluene	mg/kg	0.01		-	-	-	-	<0.01	-	-	-	-	<0.2	<0.01	-
	sec-butylbenzene	mg/kg	0.01		-	-	-	-	<0.01	-	-	-	-	<0.2	<0.01	-
	Trichloroethene	mg/kg	0.009	120	-	-	-	-	<0.009	-	-	-	-	<0.18	<0.009	-
	tert-butylbenzene	mg/kg	0.014		-	-	-	-	<0.014	-	-	-	-	<0.28	<0.014	-
	Tetrachloroethene	mg/kg	0.005	1400	-	-	-	-	<0.005	-	-	-	-	<0.1	<0.005	-
	trans-1,2-dichloroethene	mg/kg	0.01		-	-	-	-	<0.01	-	-	-	-	<0.2	<0.01	-
	Trichlorofluoromethane	mg/kg	0.006		-	-	-	-	<0.006	-	-	-	-	<0.12	<0.006	-
	Vinyl chloride	mg/kg	0.006	3.5	-	-	-	-	<0.006	-	-	-	-	<0.12	<0.006	-
	tert-Amyl methyl ether	mg/kg	0.01		-	-	-	-	<0.01	-	-	-	-	<0.2	<0.01	-
VOC/SVOC	1,2,3-trichlorobenzene	mg/kg	0.02	1800	-	-	-	-	<0.02	-	-	-	-	<0.4	<0.02	-
	1,2,4-trichlorobenzene	mg/kg	0.02	15000	-	-	-	-	<0.02	-	-	-	-	<0.1	<0.02	-
	1,2-dichlorobenzene	mg/kg	0.01	90000	-	-	-	-	<0.01	-	-	-	-	<0.1	<0.01	-
	1,3-dichlorobenzene	mg/kg	0.008	300	-	-	-	-	<0.008	-	-	-	-	<0.1	<0.008	-
	1,4-dichlorobenzene	mg/kg	0.005	17000	-	-	-	-	<0.005	-	-	-	-	<0.1	<0.005	-
	Chlorobenzene	mg/kg	0.005	11000	-	-	-	-	<0.005	-	-	-	-	<0.1	<0.005	-
	Hexachlorobutadiene	mg/kg	0.02	25	-	-	-	-	<0.02	-	-	-	-	<0.1	<0.02	-
SVOC	4-bromophenyl phenyl ether	mg/kg	0.1		-	-	-	-	<0.1	-	-	-	-	<0.1	<0.1	-
	4-nitroaniline	mg/kg	0.1		-	-	-	-	<0.1	-	-	-	-	<0.1	<0.1	-
	4-nitrophenol	mg/kg	0.1		-	-	-	-	<0.1	-	-	-	-	<0.1	<0.1	-
	2,4,5-trichlorophenol	mg/kg	0.1		-	-	-	-	<0.1	-	-	-	-	<0.1	<0.1	-
	2,4,6-trichlorophenol	mg/kg	0.1		-	-	-	-	<0.1	-	-	-	-	<0.1	<0.1	-
	2,4-dichlorophenol	mg/kg	0.1		-	-	-	-	<0.1	-	-	-	-	<0.1	<0.1	-
	2,4-dimethylphenol	mg/kg	0.1		-	-	-	-	<0.1	-	-	-	-	<0.1	<0.1	-
	2,4-dinitrotoluene	mg/kg	0.1		-	-	-	-	<0.1	-	-	-	-	<0.1	<0.1	-
	2,6-dinitrotoluene	mg/kg	0.1		-	-	-	-	<0.1	-	-	-	-	<0.1	<0.1	-
	2-chloronaphthalene	mg/kg	0.1		-	-	-	-	<0.1	-	-	-	-	<0.1	<0.1	-
	2-chlorophenol	mg/kg	0.1		-	-	-	-	<0.1	-	-	-	-	<0.1	<0.1	-
	2-methylnaphthalene	mg/kg	0.1		-	-	-	-	<0.1	-	-	-	-	<0.1	<0.1	-
	2-methylphenol	mg/kg	0.1		-	-	-	-	<0.1	-	-	-	-	<0.1	<0.1	-
	2-nitroaniline	mg/kg	0.1		-	-	-	-	<0.1	-	-	-	-	<0.1	<0.1	-
	2-nitrophenol	mg/kg	0.1		-	-	-	-	<0.1	-	-	-	-	<0.1	<0.1	-
	3-nitroaniline	mg/kg	0.1		-	-	-	-	<0.1	-	-	-	-	<0.1	<0.1	-
	4-chloro-3-methylphenol	mg/kg	0.1		-	-	-	-	<0.1	-	-	-	-	<0.1	<0.1	-
	4-chloroaniline	mg/kg	0.1		-	-	-	-	<0.1	-	-	-	-	<0.1	<0.1	-
	4-chlorophenyl phenyl ether	mg/kg	0.1		-	-	-	-	<0.1	-	-	-	-	<0.1	<0.1	-
	4-methylphenol	mg/kg	0.1		-	-	-	-	<0.1	-	-	-	-	<0.1	<0.1	-
	Azobenzene	mg/kg	0.1		-	-	-	-	<0.1	-	-	-	-	<0.1	<0.1	-
	Bis(2-chloroethoxy) methane	mg/kg	0.1		-	-	-	-	<0.1	-	-	-	-	<0.1	<0.1	-
	Bis(2-chloroethyl)ether	mg/kg	0.1		-	-	-	-	<0.1	-	-	-	-	<0.1	<0.1	-
	Bis(2-chloroisopropyl) ether	mg/kg	0.1		-	-	-	-	<0.1	-	-	-	-	<0.1	<0.1	-
	Bis(2-ethylhexyl) phthalate	mg/kg	0.1		-	-	-	-	<0.1	-	-	-	-	<0.1	<0.1	-
	Butyl benzyl phthalate	mg/kg	0.1		-	-	-	-	<0.1	-	-	-	-	<0.1	<0.1	-
	Carbazole	mg/kg	0.1		-	-	-	-	<0.1	-	-	-	-	<0.1	<0.1	-
	Dibenzofuran	mg/kg	0.1		-	-	-	-	<0.1	-	-	-	-	<0.1	<0.1	-
	Diethylphthalate	mg/kg	0.1		-	-	-	-	<0.1	-	-	-	-	<0.1	<0.1	-
	Dimethyl phthalate	mg/kg	0.1		-	-	-	-	<0.1	-	-	-	-	<0.1	<0.1	-
	Di-n-butyl phthalate	mg/kg	0.1		-	-	-	-	<0.1	-	-	-	-	<0.1	<0.1	-
	Di-n-octyl phthalate	mg/kg	0.1		-	-	-	-	<0.1	-	-	-	-	<0.1	<0.1	-
	Hexachlorobenzene	mg/kg	0.05	16	-	-	-	-	<0.1	-	-	-	-	<0.1	<0.1	-
	Hexachlorocyclopentadiene	mg/kg	0.1		-	-	-	-	<0.1	-	-	-	-	<0.1	<0.1	-
	Hexachloroethane	mg/kg	0.1		-	-	-	-	<0.1	-	-	-	-	<0.1	<0.1	-
	Isophorone	mg/kg	0.1		-	-	-	-	<0.1	-	-	-	-	<0.1	<0.1	-
	Nitrobenzene	mg/kg	0.1		-	-	-	-	<0.1	-	-	-	-	<0.1	<0.1	-
	N-nitrosodi-n-propylamine	mg/kg	0.1		-	-	-	-	<0.1	-	-	-	-	<0.1	<0.1	-
	Pentachlorophenol	mg/kg	0.1	60	-	-	-	-	<0.1	-	-	-	-	<0.1	<0.1	-
PCB	Heptachlorobiphenyl, 2,3,3,4,4,5,5- (PCB 189)	mg/kg	0.003		<0.003	-	-	-	-	-	-	-	-	<0.003	<0.003	-
	Hexachlorobiphenyl, 2,3,3,4,4,5- (PCB 156)	mg/kg	0.003		<0.003	-	-	-	-	-	-	-	-	<0.003	<0.003	-
	Hexachlorobiphenyl, 2,3,3,4,4,5- (PCB 157)	mg/kg	0.003		<0.003	-	-	-	-	-	-	-	-	<0.003	<0.003	-
	Hexachlorobiphenyl, 2,3,4,4,5,5- (PCB 167)	mg/kg	0.003		<0.003	-	-	-	-	-	-	-	-	<0.003	<0.003	-
	Hexachlorobiphenyl, 3,3,4,4,5,5- (PCB 169)	mg/kg	0.003		<0.003	-	-	-	-	-	-	-	-	<0.003	<0.003	-
	PCB 101	mg/kg	0.003		<0.003	-	-	-	-	-	-	-	-	<0.003	<0.003	-
	PCB 118	mg/kg	0.003		<0.003	-	-	-	-	-	-	-	-	<0.003	<0.003	-
	PCB 138	mg/kg	0.003		<0.003	-	-	-	-	-	-	-	-	<0.003	<0.003	-
	PCB 153	mg/kg	0.003		<0.003	-	-	-	-	-	-	-	-	<0.003	<0.003	-
	PCB 180	mg/kg	0.003		<0.003	-	-	-	-	-	-	-	-	<0.003	<0.003	-
	PCB 28	mg/kg	0.003		<0.003	-	-	-	-	-	-	-	-	<0.003	<0.003	-
	PCB 52	mg/kg	0.003		<0.003	-	-	-	-	-	-	-	-	<0.003	<0.003	-
	Pentachlorobiphenyl, 2,3,3,4,4- (PCB 105)	mg/kg	0.003		<0.003	-	-	-	-	-	-	-	-	<0.003	<0.003	-
	Pentachlorobiphenyl, 2,3,4,4,5- (PCB 114)	mg/kg	0.003		<0.003	-	-	-	-	-	-	-	-	<0.003	<0.003	-
	Pentachlorobiphenyl, 2,3,4,4,5- (PCB 123)	mg/kg	0.003		<0.003	-	-	-	-	-	-	-	-	<0.003	<0.003	-
	Pentachlorobiphenyl, 3,3,4,4,5- (PCB 126)	mg/kg	0.003		<0.003	-	-	-	-	-	-	-	-	<0.003	<0.003	-
	Tetrachlorobiphenyl, 3,3,4,4- (PCB 77)	mg/kg	0.003		<0.003	-	-	-	-	-	-	-	-	<0.003	<0.003	-
	Tetrachlorobiphenyl, 3,4,4,5- (PCB 81)	mg/kg	0.003		<0.003	-	-	-	-	-	-	-	-	<0.003	<0.003	-
	Total PCB 7 Congeners	mg/kg	0.021		<0.021	-	-	-	-	-	-	-	-	<0.021	<0.021	-
	Total PCB WHO 12	mg/kg	0.036		<0.036	-	-	-	-	-	-	-	-	<0.036	<0.036	-
Phenolics	Xylenols	mg/kg	0.015		<0.015	<0.015	<0.015	<0.015	<0.015	<0.015	<0.015	<0.015	<0.015	<0.015	<0.015	<0.015
	Cresol Total	mg/kg	0.01		<0.01	<0.01	<0.01	<0.01	<0.01	<0.01	<0.01	<0.01	<0.01	<0.01	<0.01	<0.01
	Phenol	mg/kg	0.01	(dir)760[#8]	<0.01	<0.01	<0.01	<0.01	<0.01	<0.01	<0.01	<0.01	<0.01	<0.01	<0.01	<0.01
	Phenols Monohydric	mg/kg	0.035		<0.035	<0.035	<0.035	<0.035	<0.035	<0.035	<0.035	<0.035	<0.035	<0.035	<0.035	<0.035
Organotins	Dibutyltin	mg/kg			-	-	-	-	-	-	-	-	-	-	-	-
	Monophenyltin	mg/kg			<0.02	-	-	-	-	-	-	-	-	<0.02	<0.02	-
	Diphenyltin	mg/kg			-	-	-	-	-	-	-	-	-	-	-	-
	Monobutyltin	mg/kg			-	-	-	-	-	-	-	-	-	-	-	-
	Tetrabutyltin	mg/kg			-	-	-	-	-	-	-	-	-	-	-	-
	Tributyltin	mg/kg			<0.02	-	-	-	-	-	-	-	-	<0.02	<0.02	-
	Triphenyltin	mg/kg			-	-	-	-	-	-	-	-	-	-	-	-
Pesticides	Heptachlor epoxide	mg/kg	0.05		-	-	-	-	-	-	-	-	-	-	-	-
	2,4,5-TP (Silvex)	mg/kg			-	-	-	-	-	-	-	-	-	-	-	-
	Hedonal	mg/kg			-	-	-	-	-	-	-	-	-	-	-	-
	2,4-DDT	mg/kg	0.05		-	-	-	-	-	-	-	-	-	-	-	-
	2,4-Dichlorprop	mg/kg			-	-	-	-	-	-	-	-	-	-	-	-
	4-(2,4-Dichlorophenoxy)butyric Acid (2,4-DB)	mg/kg			-	-	-	-	-	-	-	-	-	-	-	-
	4,4-DDE	mg/kg	0.05		-	-	-	-	-	-	-	-	-	-	-	-
	a-BHC	mg/kg	0.05	24	-	-	-	-	-	-	-	-	-	-	-	-
	Aldrin	mg/kg	0.05	18	-	-	-	-	-	-	-	-	-	-	-	-
	Atrazine	mg/kg	0.05	1200	-	-	-	-	-	-	-	-	-	-	-	-
	Azinophos methyl	mg/kg	0.05		-	-	-	-	-	-	-	-	-	-	-	-
	b-BHC	mg/kg	0.05	8.1	-	-	-	-	-	-	-	-	-	-	-	-
	Bentazone	mg/kg			-	-	-	-	-	-	-	-	-	-	-	-
	Chlordane (cis)	mg/kg	0.05		-	-	-	-	-	-	-	-	-	-	-	-
	Chlordane (trans)	mg/kg	0.05		-	-	-	-	-	-	-	-	-	-	-	-
	Chlorfenvinphos	mg/kg	0.05		-	-	-	-	-	-	-	-	-	-	-	-
	Chlorotoluron	mg/kg			-	-	-	-	-	-	-	-	-	-	-	-
	Chlorpyrifos-methyl	mg/kg	0.05		-	-	-	-	-	-	-	-	-	-	-	-
	Cyanazine	mg/kg			-	-	-	-	-	-	-	-	-	-	-	-
	d-BHC	mg/kg	0.05		-	-	-	-	-	-	-	-	-	-	-	-
	DDD	mg/kg	0.05		-	-	-	-	-	-	-	-	-	-	-	-
	DDT	mg/kg	0.05		-	-	-	-	-	-	-	-	-	-	-	-
	Diazinon	mg/kg	0.05		-	-	-	-	-	-	-	-	-	-	-	-
	Dichlorvos	mg/kg	0.05	16	-	-	-	-	-	-	-	-	-	-	-	-
	Dieldrin	mg/kg	0.05	18	-	-	-	-	-	-	-	-	-	-	-	-

Chem_Group	ChemName	output unit	EQL	Location_Code	BH17001	BH17001	BH17001	BH17001	BH17001	BH17001	BH18001	BH18001	BH18001	BH18002	BH18002	BH18002
				Sample_Depth_Range	0.65-0.65	1.7-1.8	19.5-19.88	19.5-19.88	3.7-3.9	4.7-4.9	0.05-0.15	1.2-1.3	3.9-4	0.05-0.15	1.1-1.2	22.08-22.3
				Sampled_Date_Time	31/01/2020	06/02/2020	12/02/2020	12/02/2020	07/02/2020	07/02/2020	25/02/2020	25/02/2020	27/02/2020	05/03/2020	05/03/2020	12/03/2020
				LQM S4UL Public Open Space (POS) Residential - 1% SOM (GAC)												
	Dimethoate	mg/kg	0.05		-	-	-	-	-	-	-	-	-	-	-	-
	Diuron	mg/kg			-	-	-	-	-	-	-	-	-	-	-	-
	Endosulfan I	mg/kg	0.05	1200	-	-	-	-	-	-	-	-	-	-	-	-
	Endosulfan II	mg/kg	0.05		-	-	-	-	-	-	-	-	-	-	-	-
	Endrin	mg/kg	0.05		-	-	-	-	-	-	-	-	-	-	-	-
	Fenitrothion	mg/kg	0.05		-	-	-	-	-	-	-	-	-	-	-	-
	Fenthion	mg/kg	0.05		-	-	-	-	-	-	-	-	-	-	-	-
	Fluroxypyr	mg/kg			-	-	-	-	-	-	-	-	-	-	-	-
	g-BHC (Lindane)	mg/kg	0.05	8.2	-	-	-	-	-	-	-	-	-	-	-	-
	Heptachlor	mg/kg	0.05		-	-	-	-	-	-	-	-	-	-	-	-
	Isodrin	mg/kg	0.05		-	-	-	-	-	-	-	-	-	-	-	-
	Isoproturon	mg/kg			-	-	-	-	-	-	-	-	-	-	-	-
	Linuron	mg/kg			-	-	-	-	-	-	-	-	-	-	-	-
	Malathion	mg/kg	0.05		-	-	-	-	-	-	-	-	-	-	-	-
	2-Methyl-4-chlorophenoxyacetic acid	mg/kg			-	-	-	-	-	-	-	-	-	-	-	-
	2-Methyl-4-Chlorophenoxy Butanoic Acid	mg/kg			-	-	-	-	-	-	-	-	-	-	-	-
	Mecoprop	mg/kg			-	-	-	-	-	-	-	-	-	-	-	-
	Methoxychlor	mg/kg	0.05		-	-	-	-	-	-	-	-	-	-	-	-
	Methyl parathion	mg/kg	0.05		-	-	-	-	-	-	-	-	-	-	-	-
	Mevinphos (Phosdrin)	mg/kg	0.05		-	-	-	-	-	-	-	-	-	-	-	-
	o,p-DDD	mg/kg	0.05		-	-	-	-	-	-	-	-	-	-	-	-
	o,p'-DDE	mg/kg	0.05		-	-	-	-	-	-	-	-	-	-	-	-
	Parathion	mg/kg	0.05		-	-	-	-	-	-	-	-	-	-	-	-
	Pendimethalin	mg/kg	0.05		-	-	-	-	-	-	-	-	-	-	-	-
	Phorate	mg/kg	0.05		-	-	-	-	-	-	-	-	-	-	-	-
	Prometryn	mg/kg	0.05		-	-	-	-	-	-	-	-	-	-	-	-
	Pronamide	mg/kg	0.05		-	-	-	-	-	-	-	-	-	-	-	-
	Propazine	mg/kg	0.05		-	-	-	-	-	-	-	-	-	-	-	-
	Simazine	mg/kg	0.05		-	-	-	-	-	-	-	-	-	-	-	-
	Terbutryn	mg/kg	0.05		-	-	-	-	-	-	-	-	-	-	-	-
	Terbutylazine	mg/kg	0.05		-	-	-	-	-	-	-	-	-	-	-	-
	Triadimefon	mg/kg	0.05		-	-	-	-	-	-	-	-	-	-	-	-
	Triclopyr	mg/kg			-	-	-	-	-	-	-	-	-	-	-	-
	Trifluralin	mg/kg	0.05		-	-	-	-	-	-	-	-	-	-	-	-
SVOC TIC	SVOC TICS - Detect	Detect			-	-	-	-	0	-	-	-	-	0	0	-
	SVOC Tentatively Identified Compounds	mg/kg	0.1		-	-	-	-	<1	-	-	-	-	<1	<1	-
VOC TIC	VOC TICs - Detect	Detect			-	-	-	-	-	-	-	-	-	-	-	-
	VOC Tentatively Identified Compounds	mg/kg	0.01		-	-	-	-	-	-	-	-	-	-	-	-
Other	Temperature	°C			15.6	17.2	17	16.9	16.9	16.8	16	18.2	20	17.7	17.2	18.4
	Conductivity @ 20oC	µS/cm	14		12.9 - 17.9	309 - 317	370 - 395	446 - 474	383 - 401	666 - 701	114 - 117	442 - 445	1360 - 1420	8.3 - 27.4	592 - 641	301 - 303
	Moisture Content (dried @35oC)	%			18	19	19	20	24	23	18	16	18	22	21	22
	pH (Lab)	pH_Units	1		6.53 - 8.57	8.42 - 8.63	7.98 - 8.91	8.15 - 8.69	8.17 - 8.69	7.7 - 8.2	7.33 - 8.79	8.39 - 8.74	7.36 - 8.46	6.93 - 7.81	8.19 - 9.14	7.84 - 8.88
	Total Organic Carbon	%	0.2		0.383	0.212	0.273	0.246	0.317	0.521	1.42	0.207	0.526	0.946	<0.2	<0.2

Environmental Standards Comments
#1:GAC is only presented as speciated chromium. 7.7mg/kg is used for hexavalent. If hexavalent chromium (CrVI) data is available, a value of 1,500mg/kg may be appropriate for the remaining trivalent chromium (CrIII).
#2:C4SL for lead adopted
#3:GAC only presented as speciated mercury. 16mg/kg is used for elemental mercury. If the CSM indicates that elemental mercury is not a CoC and mercury is present in an inorganic form, a value of 120mg/kg for inorganic mercury may be appropriate
#4:Updated S4UL for nickel
#5:S4UL exceeds solubility saturation limit
#6:Criteria derived for Ali>C16-C35 split between Ali>C16-21 & Ali>C21-35. Requires summation of fractions to use Ali>C16-C35 criteria.
#7:Criteria presented is for p-xylene. A separate value is presented for o-xylene.
#8:S4UL based on a threshold protective of direct skin contact with phenol

Key
27.8 Result exceeds GAC

Notes
Where a range is given a determinand has been analysed for by more than one method

					Location_Code	CT16002	CT16001A	CT16003A	CT16003A	CT16004	CT16004	CT16005A	CT16005	CT16005	CT16006	CT16006	CT16007
					Sample_Depth_Range	0.05-0.1	0.5-0.55	0.05-0.1	1-1.1	0.05-0.05	0.65-0.65	0.6-0.7	0.05-0.15	0.55-0.65	0.05-0.15	1-1.1	0.05-0.05
					Sampled_Date_Time	17/03/2020	17/03/2020	02/04/2020	02/04/2020	19/02/2020	19/02/2020	03/03/2020	03/03/2020	03/03/2020	03/03/2020	03/03/2020	13/03/2020
				LQM S4UL Public Open Space (POS) Residential - 1% SOM (GAC)													
Chem_Group	**ChemName**	**output unit**	**EQL**														
Metals	Antimony	mg/kg	0.6	-	-	-	-	-	-	-	-	-	-	-	-	-	-
	Arsenic	mg/kg	0.6	79	10.8	14.9	11	13.5	12.9	9.45	12.9	13.6	12.1	12.7	8.43	8.25
	Boron	mg/kg	1	21000	4.26	<1	<1	1.79	1.36	<1	2.44	2.33	1.93	1.3	1.77	<1
	Cadmium	mg/kg	0.02	120	0.355	0.349	<0.02	<0.02	0.263	0.098	0.173	0.39	0.169	0.242	0.114	0.17
	Chromium (hexavalent)	mg/kg	0.6	7.7	<0.6	<0.6	<0.6	<0.6	<0.6	<0.6	<0.6	<0.6	<0.6	<0.6	-	<0.6
	Chromium	mg/kg	0.9	[#1]	29.6	41	31.6	38.9	36	36.4	52.6	48	51.7	48.5	49.6	26.3
	Copper	mg/kg	1.4	12000	16.3	26	16.1	26.3	22.8	16.3	27.2	26.6	24	24.9	26.4	13.6
	Lead	mg/kg	0.7	630[#2]	24.9	14.7	24.7	13.8	32.6	16.4	17.4	41.7	21	31.3	14.6	22.4
	Mercury	mg/kg	0.14	[#3]	<0.14	<0.14	<0.14	<0.14	<0.14	<0.14	<0.14	<0.14	<0.14	<0.14	<0.14	<0.14
	Molybdenum	mg/kg	0.1	-	-	-	-	-	-	-	-	-	-	-	-	-
	Nickel	mg/kg	0.2	230[#4]	19.3	51	20.7	56.1	28.1	21.6	35.1	38.4	33.8	34.6	34.6	15.4
	Selenium	mg/kg	1	1100	<1	<1	<1	<1	<1	<1	<1	<1	<1	<1	<1	<1
	Vanadium	mg/kg	0.2	2000	-	-	-	-	-	-	-	-	-	-	-	-
	Zinc	mg/kg	1.9	81000	58.4	78.9	66.1	78.3	94.5	70.6	97.6	132	98.7	120	64	59.5
Asbestos	Anthophyllite	Detect			0	0	0	0	0	0	0	0	0	0	0	0
	Asbestos: Actinolite	Detect			0	0	0	0	0	0	0	0	0	0	0	0
	Crocidolite Asbestos	Detect			0	0	0	0	0	0	0	0	0	0	0	0
	Chrysotile Asbestos	Detect			0	0	0	0	0	0	0	0	0	0	0	0
	Amosite Asbestos	Detect			0	0	0	0	0	0	0	0	0	0	0	0
	Non-Asbestos Fibre	Detect			0	0	0	0	0	0	0	0	0	0	0	0
	Tremolite	Detect			0	0	0	0	0	0	0	0	0	0	0	0
Inorganics	Ammoniacal Nitrogen as N	mg/kg	12	-	-	-	-	-	-	-	-	-	-	-	-	-
	Cyanide (Free)	mg/kg	1	-	<1	<1	<1	<1	<1	<1	<1	<1	<1	<1	<1	<1
	Cyanide Total	mg/kg	1	-	<1	<1	<1	<1	<1	<1	<1	<1	<1	<1	1.01	<1
	cyanides-complex	mg/kg	1	-	<1	<1	<1	<1	<1	<1	<1	<1	<1	<1	<1	<1
PAH	Naphthalene	mg/kg	0.009	4900	<0.009	<0.009	<0.009	<0.009	<0.009	<0.009	<0.009	<0.009	<0.009	<0.009	<0.009	<0.009
	Acenaphthene	mg/kg	0.008	15000	<0.008	<0.008	<0.008	<0.008	<0.008	<0.008	<0.008	<0.008	<0.008	<0.008	<0.008	<0.008
	Acenaphthylene	mg/kg	0.012	15000	<0.012	<0.012	<0.012	<0.012	<0.012	<0.012	<0.012	<0.012	<0.012	<0.012	<0.012	<0.012
	Fluoranthene	mg/kg	0.017	3100	<0.017	<0.017	0.0256	<0.017	0.028	<0.017	<0.017	0.0297	<0.017	0.031	<0.017	<0.017
	Anthracene	mg/kg	0.016	74000	<0.016	<0.016	<0.016	<0.016	<0.016	<0.016	<0.016	<0.016	<0.016	<0.016	<0.016	<0.016
	Phenanthrene	mg/kg	0.015	3100	<0.015	<0.015	<0.015	<0.015	<0.015	<0.015	<0.015	<0.015	<0.015	<0.015	<0.015	<0.015
	Fluorene	mg/kg	0.01	9900	<0.01	<0.01	<0.01	<0.01	<0.01	<0.01	<0.01	<0.01	<0.01	<0.01	<0.01	<0.01
	Chrysene	mg/kg	0.01	57	<0.01	<0.01	0.0128	<0.01	<0.01	<0.01	<0.01	<0.01	<0.01	0.0146	<0.01	<0.01
	Pyrene	mg/kg	0.015	7400	<0.015	<0.015	0.0215	<0.015	0.0234	<0.015	<0.015	0.0247	<0.015	0.0259	<0.015	<0.015
	Benzo(a)anthracene	mg/kg	0.014	29	<0.014	<0.014	<0.014	<0.014	<0.014	<0.014	<0.014	<0.014	<0.014	<0.014	<0.014	<0.014
	Benzo(b)fluoranthene	mg/kg	0.015	7.1	<0.015	<0.015	0.0194	<0.015	<0.015	<0.015	<0.015	<0.015	<0.015	<0.015	<0.015	<0.015
	Benzo(k)fluoranthene	mg/kg	0.014	190	<0.014	<0.014	<0.014	<0.014	<0.014	<0.014	<0.014	<0.014	<0.014	<0.014	<0.014	<0.014
	Benzo(a)pyrene	mg/kg	0.015	5.7	<0.015	<0.015	<0.015	<0.015	<0.015	<0.015	<0.015	<0.015	<0.015	<0.015	<0.015	<0.015
	Dibenz(a,h)anthracene	mg/kg	0.023	0.57	<0.023	<0.023	<0.023	<0.023	<0.023	<0.023	<0.023	<0.023	<0.023	<0.023	<0.023	<0.023
	Benzo(g,h,i)perylene	mg/kg	0.024	640	<0.024	<0.024	<0.024	<0.024	<0.024	<0.024	<0.024	<0.024	<0.024	<0.024	<0.024	<0.024
	Indeno(1,2,3-c,d)pyrene	mg/kg	0.018	82	<0.018	<0.018	<0.018	<0.018	<0.018	<0.018	<0.018	<0.018	<0.018	<0.018	<0.018	<0.018
	PAH 16 Total	mg/kg	0.118	-	-	-	<0.118	<0.118	<0.118	<0.118	<0.118	<0.118	<0.118	<0.118	<0.118	<0.118
TPH CWG	>C5-C6 Aliphatics	mg/kg	0.01	(sol)\570000[#5]	-	-	-	-	-	-	-	-	-	-	-	-
	>C6-C8 Aliphatics	mg/kg	0.01	600000	-	-	-	-	-	-	-	-	-	-	-	-
	>C10-C44 Aliphatics	mg/kg	5		-	-	-	-	-	-	-	-	-	-	-	-
	>C10-C44 Aliphatics/Aromatics	mg/kg	10		-	-	-	-	-	-	-	-	-	-	-	-
	>C8-C10 Aliphatics	mg/kg	0.01	13000	-	-	-	-	-	-	-	-	-	-	-	-
	>C10-C12 Aliphatics	mg/kg	1	13000	-	-	-	-	-	-	-	-	-	-	-	-
	>C12-C16 Aliphatics	mg/kg	1	13000	-	-	-	-	-	-	-	-	-	-	-	-
	>C16-C21 Aliphatics	mg/kg	1	125000[#6]	-	-	-	-	-	-	-	-	-	-	-	-
	>C21-C35 Aliphatics	mg/kg	1	125000[#6]	-	-	-	-	-	-	-	-	-	-	-	-
	>C35-C44 Aliphatics	mg/kg	1	250000	-	-	-	-	-	-	-	-	-	-	-	-
	>C5-C10 Aliphatics	mg/kg	0.05		-	-	-	-	-	-	-	-	-	-	-	-
	>EC5-EC10 Aromatics	mg/kg	0.05		-	-	-	-	-	-	-	-	-	-	-	-
	>EC6-EC7 Aromatics	mg/kg	0.01		-	-	-	-	-	-	-	-	-	-	-	-
	>EC7-EC8 Aromatics	mg/kg	0.01	56000	-	-	-	-	-	-	-	-	-	-	-	-
	>EC8-EC10 Aromatics	mg/kg	0.01	5000	-	-	-	-	-	-	-	-	-	-	-	-
	>EC10-EC12 Aromatics	mg/kg	1	5000	-	-	-	-	-	-	-	-	-	-	-	-
	>EC10-EC44 Aromatics	mg/kg	5		-	-	-	-	-	-	-	-	-	-	-	-
	>EC12-EC16 Aromatics	mg/kg	1	5100	-	-	-	-	-	-	-	-	-	-	-	-
	>EC16-EC21 Aromatics	mg/kg	1	3800	-	-	-	-	-	-	-	-	-	-	-	-
	>EC21-EC35 Aromatics	mg/kg	1	3800	-	-	-	-	-	-	-	-	-	-	-	-
	>EC35-EC44 Aromatics	mg/kg	1	3800	-	-	-	-	-	-	-	-	-	-	-	-
	>EC40-EC44 Aromatics	mg/kg	1		-	-	-	-	-	-	-	-	-	-	-	-
	TPH Aliphatics & Aromatics >C5-44	mg/kg	10		-	-	-	-	-	-	-	-	-	-	-	-
TPH	>C5-C6	mg/kg	0.02		<0.02	<0.02	<0.02	<0.02	<0.02	<0.02	<0.02	<0.02	<0.02	<0.02	<0.02	<0.02
	>C6-C7	mg/kg	0.02		<0.02	<0.02	<0.02	<0.02	<0.02	<0.02	<0.02	<0.02	<0.02	<0.02	<0.02	<0.02
	>C7-C8	mg/kg	0.02		<0.02	<0.02	<0.02	<0.02	<0.02	<0.02	<0.02	<0.02	<0.02	<0.02	<0.02	<0.02
	>C8-C10	mg/kg	0.02		<0.02	<0.02	<0.02	<0.02	<0.02	<0.02	<0.02	<0.02	<0.02	<0.02	<0.02	0.151
	>C10-C12	mg/kg	0.02		<0.02	<0.02	<0.02	<0.02	<0.02	<0.02	<0.02	<0.02	<0.02	<0.02	<0.02	<35 - 0.0635
	>C12-C16	mg/kg	35		<35	<35	<35	<35	<35	<35	<35	<35	<35	<35	<35	<35
	>C16-C21	mg/kg	35		<35	<35	<35	<35	<35	<35	<35	<35	<35	<35	<35	<35
	>C21-C28	mg/kg	35		<35	<35	<35	<35	<35	<35	<35	<35	<35	<35	<35	<35
	>C28-C35	mg/kg	35		<35	<35	<35	<35	<35	<35	<35	<35	<35	<35	43.2	<35
	>C35-C40	mg/kg	35		<35	<35	<35	<35	<35	<35	<35	<35	<35	<35	<35	<35
	GRO >C5-10	mg/kg	0.02		-	-	-	-	-	-	-	-	-	-	-	-
	EPH>C5-40	mg/kg	35		-	-	-	-	-	-	-	-	-	-	-	-
	EPH >C10-40	mg/kg	35		<35	<35	<35	<35	<35	<35	<35	<35	<35	<35	65.1	<35
	GRO >C5-12	mg/kg	0.1		<0.1	<0.1	<0.1	<0.1	<0.1	<0.1	<0.1	<0.1	<0.1	<0.1	0.255	
	Total Petroleum Hydrocarbons	mg/kg	35		<35	<35	<35	<35	<35	<35	<35	<35	<35	<35	65.1	<35
BTEX and MTBE	Benzene	mg/kg	0.009	72	<0.18	<0.009	<0.009	<0.009	<0.009	<0.009	<0.18	<0.18	<0.09	<0.09	<0.18	<0.18
	Toluene	mg/kg	0.007	56000	<0.14	<0.007	<0.007	<0.007	<0.007	<0.007	<0.14	<0.14	<0.07	<0.07	<0.14	<0.14
	Ethylbenzene	mg/kg	0.004	24000	<0.08	<0.004	<0.004	<0.004	<0.004	<0.004	<0.08	<0.08	<0.04	<0.04	<0.08	<0.08
	Xylene (m & p)	mg/kg	0.01	41000[#7]	<0.2	<0.01	<0.01	<0.01	<0.01	<0.01	<0.2	<0.2	<0.1	<0.1	<0.2	<0.2
	Xylene (o)	mg/kg	0.01	41000	<0.2	<0.01	<0.01	<0.01	<0.01	<0.01	<0.2	<0.2	<0.1	<0.1	<0.2	<0.2
	Xylene Total	mg/kg	0.02		-	-	-	-	-	-	-	-	-	-	-	-
	MTBE	mg/kg	0.01		<0.2	<0.01	<0.01	<0.01	<0.01	<0.01	<0.2	<0.2	<0.1	<0.1	<0.2	<0.2
	Total BTEX	mg/kg	0.04		<0.8	<0.04	<0.04	<0.04	<0.04	<0.04	<0.8	<0.8	<0.4	<0.4	<0.8	<0.8
VOC	Styrene	mg/kg	0.01	-	-	-	-	-	-	-	-	-	-	-	-	-
	cis-1,3-dichloropropene	mg/kg	0.01	-	-	-	-	-	-	-	-	-	-	-	-	-
	trans-1,3-dichloropropene	mg/kg	0.01	-	-	-	-	-	-	-	-	-	-	-	-	-
	1,1,1,2-tetrachloroethane	mg/kg	0.01	1400	-	-	-	-	-	-	-	-	-	-	-	-
	1,1,1-trichloroethane	mg/kg	0.007	140000	-	-	-	-	-	-	-	-	-	-	-	-
	1,1,2,2-tetrachloroethane	mg/kg	0.01	1400	-	-	-	-	-	-	-	-	-	-	-	-
	1,1,2-trichloroethane	mg/kg	0.01		-	-	-	-	-	-	-	-	-	-	-	-
	1,1-dichloroethane	mg/kg	0.008		-	-	-	-	-	-	-	-	-	-	-	-
	1,1-dichloroethene	mg/kg	0.01		-	-	-	-	-	-	-	-	-	-	-	-
	1,1-dichloropropene	mg/kg	0.01		-	-	-	-	-	-	-	-	-	-	-	-
	1,2,3-trichloropropane	mg/kg	0.016		-	-	-	-	-	-	-	-	-	-	-	-
	1,2,4-trimethylbenzene	mg/kg	0.009		-	-	-	-	-	-	-	-	-	-	-	-
	1,2-dibromo-3-chloropropane	mg/kg	0.014		-	-	-	-	-	-	-	-	-	-	-	-
	1,2-dibromoethane	mg/kg	0.01		-	-	-	-	-	-	-	-	-	-	-	-
	1,2-dichloroethane	mg/kg	0.005	29	-	-	-	-	-	-	-	-	-	-	-	-
	1,2-dichloropropane	mg/kg	0.01		-	-	-	-	-	-	-	-	-	-	-	-
	1,3,5-trimethylbenzene	mg/kg	0.008		-	-	-	-	-	-	-	-	-	-	-	-
	1,3-dichloropropane	mg/kg	0.007		-	-	-	-	-	-	-	-	-	-	-	-
	2,2-dichloropropane	mg/kg	0.01		-	-	-	-	-	-	-	-	-	-	-	-
	2-chlorotoluene	mg/kg	0.009		-	-	-	-	-	-	-	-	-	-	-	-
	4-chlorotoluene	mg/kg	0.01		-	-	-	-	-	-	-	-	-	-	-	-
	Bromobenzene	mg/kg	0.01		-	-	-	-	-	-	-	-	-	-	-	-
	Bromochloromethane	mg/kg	0.01		-	-	-	-	-	-	-	-	-	-	-	-
	Bromodichloromethane	mg/kg	0.007		-	-	-	-	-	-	-	-	-	-	-	-
	Bromoform	mg/kg	0.01		-	-	-	-	-	-	-	-	-	-	-	-
	Bromomethane	mg/kg	0.01		-	-	-	-	-	-	-	-	-	-	-	-
	Carbon disulfide	mg/kg	0.007	11000	-	-	-	-	-	-	-	-	-	-	-	-
	Carbon tetrachloride	mg/kg	0.01	890	-	-	-	-	-	-	-	-	-	-	-	-
	Chlorodibromomethane	mg/kg	0.01		-	-	-	-	-	-	-	-	-	-	-	-
	Chloroethane	mg/kg	0.01		-	-	-	-	-	-	-	-	-	-	-	-
	Chloroform	mg/kg	0.008	2500	-	-	-	-	-	-	-	-	-	-	-	-

				Location_Code	CT16002	CT16001A	CT16003A	CT16003A	CT16004	CT16004	CT16005A	CT16005	CT16005	CT16006	CT16006	CT16007
				Sample_Depth_Range	0.05-0.1	0.5-0.55	0.05-0.1	1-1.1	0.05-0.05	0.65-0.65	0.6-0.7	0.05-0.15	0.55-0.65	0.05-0.15	1-1.1	0.05-0.05
				Sampled_Date_Time	17/03/2020	17/03/2020	02/04/2020	02/04/2020	19/02/2020	19/02/2020	03/03/2020	03/03/2020	03/03/2020	03/03/2020	03/03/2020	13/03/2020
				LQM S4UL Public Open Space (POS) Residential - 1% SOM (GAC)												
Chem_Group	**ChemName**	**output unit**	**EQL**													
	Chloromethane	mg/kg	0.007		-	-	-	-	-	-	-	-	-	-	-	-
	cis-1,2-dichloroethene	mg/kg	0.006		-	-	-	-	-	-	-	-	-	-	-	-
	Dibromomethane	mg/kg	0.009		-	-	-	-	-	-	-	-	-	-	-	-
	Dichlorodifluoromethane	mg/kg	0.006		-	-	-	-	-	-	-	-	-	-	-	-
	Dichloromethane	mg/kg	0.01		-	-	-	-	-	-	-	-	-	-	-	-
	Isopropylbenzene	mg/kg	0.005		-	-	-	-	-	-	-	-	-	-	-	-
	n-butylbenzene	mg/kg	0.011		-	-	-	-	-	-	-	-	-	-	-	-
	n-propylbenzene	mg/kg	0.01		-	-	-	-	-	-	-	-	-	-	-	-
	p-isopropyltoluene	mg/kg	0.01		-	-	-	-	-	-	-	-	-	-	-	-
	sec-butylbenzene	mg/kg	0.01		-	-	-	-	-	-	-	-	-	-	-	-
	Trichloroethene	mg/kg	0.009	120	-	-	-	-	-	-	-	-	-	-	-	-
	tert-butylbenzene	mg/kg	0.014		-	-	-	-	-	-	-	-	-	-	-	-
	Tetrachloroethene	mg/kg	0.005	1400	-	-	-	-	-	-	-	-	-	-	-	-
	trans-1,2-dichloroethene	mg/kg	0.01		-	-	-	-	-	-	-	-	-	-	-	-
	Trichlorofluoromethane	mg/kg	0.006		-	-	-	-	-	-	-	-	-	-	-	-
	Vinyl chloride	mg/kg	0.006	3.5	-	-	-	-	-	-	-	-	-	-	-	-
	tert-Amyl methyl ether	mg/kg	0.01		-	-	-	-	-	-	-	-	-	-	-	-
VOC/SVOC	1,2,3-trichlorobenzene	mg/kg	0.02	1800	-	-	-	-	-	-	-	-	-	-	-	-
	1,2,4-trichlorobenzene	mg/kg	0.02	15000	-	-	-	-	-	-	-	-	-	-	-	-
	1,2-dichlorobenzene	mg/kg	0.01	90000	-	-	-	-	-	-	-	-	-	-	-	-
	1,3-dichlorobenzene	mg/kg	0.008	300	-	-	-	-	-	-	-	-	-	-	-	-
	1,4-dichlorobenzene	mg/kg	0.005	17000	-	-	-	-	-	-	-	-	-	-	-	-
	Chlorobenzene	mg/kg	0.005	11000	-	-	-	-	-	-	-	-	-	-	-	-
	Hexachlorobutadiene	mg/kg	0.02	25	-	-	-	-	-	-	-	-	-	-	-	-
SVOC	4-bromophenyl phenyl ether	mg/kg	0.1		-	-	-	-	-	-	-	-	-	-	-	-
	4-nitroaniline	mg/kg	0.1		-	-	-	-	-	-	-	-	-	-	-	-
	4-nitrophenol	mg/kg	0.1		-	-	-	-	-	-	-	-	-	-	-	-
	2,4,5-trichlorophenol	mg/kg	0.1		-	-	-	-	-	-	-	-	-	-	-	-
	2,4,6-trichlorophenol	mg/kg	0.1		-	-	-	-	-	-	-	-	-	-	-	-
	2,4-dichlorophenol	mg/kg	0.1		-	-	-	-	-	-	-	-	-	-	-	-
	2,4-dimethylphenol	mg/kg	0.1		-	-	-	-	-	-	-	-	-	-	-	-
	2,4-dinitrotoluene	mg/kg	0.1		-	-	-	-	-	-	-	-	-	-	-	-
	2,6-dinitrotoluene	mg/kg	0.1		-	-	-	-	-	-	-	-	-	-	-	-
	2-chloronaphthalene	mg/kg	0.1		-	-	-	-	-	-	-	-	-	-	-	-
	2-chlorophenol	mg/kg	0.1		-	-	-	-	-	-	-	-	-	-	-	-
	2-methylnaphthalene	mg/kg	0.1		-	-	-	-	-	-	-	-	-	-	-	-
	2-methylphenol	mg/kg	0.1		-	-	-	-	-	-	-	-	-	-	-	-
	2-nitroaniline	mg/kg	0.1		-	-	-	-	-	-	-	-	-	-	-	-
	2-nitrophenol	mg/kg	0.1		-	-	-	-	-	-	-	-	-	-	-	-
	3-nitroaniline	mg/kg	0.1		-	-	-	-	-	-	-	-	-	-	-	-
	4-chloro-3-methylphenol	mg/kg	0.1		-	-	-	-	-	-	-	-	-	-	-	-
	4-chloroaniline	mg/kg	0.1		-	-	-	-	-	-	-	-	-	-	-	-
	4-chlorophenyl phenyl ether	mg/kg	0.1		-	-	-	-	-	-	-	-	-	-	-	-
	4-methylphenol	mg/kg	0.1		-	-	-	-	-	-	-	-	-	-	-	-
	Azobenzene	mg/kg	0.1		-	-	-	-	-	-	-	-	-	-	-	-
	Bis(2-chloroethoxy) methane	mg/kg	0.1		-	-	-	-	-	-	-	-	-	-	-	-
	Bis(2-chloroethyl)ether	mg/kg	0.1		-	-	-	-	-	-	-	-	-	-	-	-
	Bis(2-chloroisopropyl) ether	mg/kg	0.1		-	-	-	-	-	-	-	-	-	-	-	-
	Bis(2-ethylhexyl) phthalate	mg/kg	0.1		-	-	-	-	-	-	-	-	-	-	-	-
	Butyl benzyl phthalate	mg/kg	0.1		-	-	-	-	-	-	-	-	-	-	-	-
	Carbazole	mg/kg	0.1		-	-	-	-	-	-	-	-	-	-	-	-
	Dibenzofuran	mg/kg	0.1		-	-	-	-	-	-	-	-	-	-	-	-
	Diethylphthalate	mg/kg	0.1		-	-	-	-	-	-	-	-	-	-	-	-
	Dimethyl phthalate	mg/kg	0.1		-	-	-	-	-	-	-	-	-	-	-	-
	Di-n-butyl phthalate	mg/kg	0.1		-	-	-	-	-	-	-	-	-	-	-	-
	Di-n-octyl phthalate	mg/kg	0.1		-	-	-	-	-	-	-	-	-	-	-	-
	Hexachlorobenzene	mg/kg	0.05	16	-	-	-	-	-	-	-	-	-	-	-	-
	Hexachlorocyclopentadiene	mg/kg	0.1		-	-	-	-	-	-	-	-	-	-	-	-
	Hexachloroethane	mg/kg	0.1		-	-	-	-	-	-	-	-	-	-	-	-
	Isophorone	mg/kg	0.1		-	-	-	-	-	-	-	-	-	-	-	-
	Nitrobenzene	mg/kg	0.1		-	-	-	-	-	-	-	-	-	-	-	-
	N-nitrosodi-n-propylamine	mg/kg	0.1		-	-	-	-	-	-	-	-	-	-	-	-
	Pentachlorophenol	mg/kg	0.1	60	-	-	-	-	-	-	-	-	-	-	-	-
PCB	Heptachlorobiphenyl, 2,3,3,4,4,5,5- (PCB 189)	mg/kg	0.003		-	-	-	-	-	-	-	-	-	-	-	-
	Hexachlorobiphenyl, 2,3,3,4,4,5- (PCB 156)	mg/kg	0.003		-	-	-	-	-	-	-	-	-	-	-	-
	Hexachlorobiphenyl, 2,3,3,4,4,5- (PCB 157)	mg/kg	0.003		-	-	-	-	-	-	-	-	-	-	-	-
	Hexachlorobiphenyl, 2,3,4,4,5,5- (PCB 167)	mg/kg	0.003		-	-	-	-	-	-	-	-	-	-	-	-
	Hexachlorobiphenyl, 3,3,4,4,5,5- (PCB 169)	mg/kg	0.003		-	-	-	-	-	-	-	-	-	-	-	-
	PCB 101	mg/kg	0.003		-	-	-	-	-	-	-	-	-	-	-	-
	PCB 118	mg/kg	0.003		-	-	-	-	-	-	-	-	-	-	-	-
	PCB 138	mg/kg	0.003		-	-	-	-	-	-	-	-	-	-	-	-
	PCB 153	mg/kg	0.003		-	-	-	-	-	-	-	-	-	-	-	-
	PCB 180	mg/kg	0.003		-	-	-	-	-	-	-	-	-	-	-	-
	PCB 28	mg/kg	0.003		-	-	-	-	-	-	-	-	-	-	-	-
	PCB 52	mg/kg	0.003		-	-	-	-	-	-	-	-	-	-	-	-
	Pentachlorobiphenyl, 2,3,3,4,4- (PCB 105)	mg/kg	0.003		-	-	-	-	-	-	-	-	-	-	-	-
	Pentachlorobiphenyl, 2,3,4,4,5- (PCB 114)	mg/kg	0.003		-	-	-	-	-	-	-	-	-	-	-	-
	Pentachlorobiphenyl, 2,3,4,4,5- (PCB 123)	mg/kg	0.003		-	-	-	-	-	-	-	-	-	-	-	-
	Pentachlorobiphenyl, 3,3,4,4,5- (PCB 126)	mg/kg	0.003		-	-	-	-	-	-	-	-	-	-	-	-
	Tetrachlorobiphenyl, 3,3,4,4- (PCB 77)	mg/kg	0.003		-	-	-	-	-	-	-	-	-	-	-	-
	Tetrachlorobiphenyl, 3,4,4,5- (PCB 81)	mg/kg	0.003		-	-	-	-	-	-	-	-	-	-	-	-
	Total PCB 7 Congeners	mg/kg	0.021		-	-	-	-	-	-	-	-	-	-	-	-
	Total PCB WHO 12	mg/kg	0.036		-	-	-	-	-	-	-	-	-	-	-	-
Phenolics	Xylenols	mg/kg	0.015		<0.015	<0.015	<0.015	<0.015	<0.015	<0.015	<0.015	<0.015	<0.015	<0.015	<0.015	<0.015
	Cresol Total	mg/kg	0.01		<0.01	<0.01	0.0246	<0.01	<0.01	<0.01	<0.01	<0.01	<0.01	<0.01	0.018	0.0135
	Phenol	mg/kg	0.01	(dir)760[#8]	<0.01	<0.01	<0.01	<0.01	<0.01	<0.01	<0.01	<0.01	<0.01	<0.01	<0.01	<0.01
	Phenols Monohydric	mg/kg	0.035		<0.035	<0.035	<0.035	<0.035	<0.035	<0.035	<0.035	<0.035	<0.035	<0.035	<0.035	<0.035
Organotins	Dibutyltin	mg/kg			-	-	-	-	-	-	-	-	-	-	-	-
	Monophenyltin	mg/kg			-	-	-	-	-	-	-	-	-	-	-	-
	Diphenyltin	mg/kg			-	-	-	-	-	-	-	-	-	-	-	-
	Monobutyltin	mg/kg			-	-	-	-	-	-	-	-	-	-	-	-
	Tetrabutyltin	mg/kg			-	-	-	-	-	-	-	-	-	-	-	-
	Tributyltin	mg/kg			-	-	-	-	-	-	-	-	-	-	-	-
	Triphenyltin	mg/kg			-	-	-	-	-	-	-	-	-	-	-	-
Pesticides	Heptachlor epoxide	mg/kg	0.05		-	-	-	-	-	-	-	-	-	-	-	-
	2,4,5-TP (Silvex)	mg/kg			-	-	-	-	-	-	-	-	-	-	-	-
	Hedonal	mg/kg			-	-	-	-	-	-	-	-	-	-	-	-
	2,4-DDT	mg/kg	0.05		-	-	-	-	-	-	-	-	-	-	-	-
	2,4-Dichlorprop	mg/kg			-	-	-	-	-	-	-	-	-	-	-	-
	4-(2,4-Dichlorophenoxy)butyric Acid (2,4-DB)	mg/kg			-	-	-	-	-	-	-	-	-	-	-	-
	4,4-DDE	mg/kg	0.05		-	-	-	-	-	-	-	-	-	-	-	-
	a-BHC	mg/kg	0.05	24	-	-	-	-	-	-	-	-	-	-	-	-
	Aldrin	mg/kg	0.05	18	-	-	-	-	-	-	-	-	-	-	-	-
	Atrazine	mg/kg	0.05	1200	-	-	-	-	-	-	-	-	-	-	-	-
	Azinophos methyl	mg/kg	0.05		-	-	-	-	-	-	-	-	-	-	-	-
	b-BHC	mg/kg	0.05	8.1	-	-	-	-	-	-	-	-	-	-	-	-
	Bentazone	mg/kg			-	-	-	-	-	-	-	-	-	-	-	-
	Chlordane (cis)	mg/kg	0.05		-	-	-	-	-	-	-	-	-	-	-	-
	Chlordane (trans)	mg/kg	0.05		-	-	-	-	-	-	-	-	-	-	-	-
	Chlorfenvinphos	mg/kg	0.05		-	-	-	-	-	-	-	-	-	-	-	-
	Chlorotoluron	mg/kg			-	-	-	-	-	-	-	-	-	-	-	-
	Chlorpyrifos-methyl	mg/kg	0.05		-	-	-	-	-	-	-	-	-	-	-	-
	Cyanazine	mg/kg			-	-	-	-	-	-	-	-	-	-	-	-
	d-BHC	mg/kg	0.05		-	-	-	-	-	-	-	-	-	-	-	-
	DDD	mg/kg	0.05		-	-	-	-	-	-	-	-	-	-	-	-
	DDT	mg/kg	0.05		-	-	-	-	-	-	-	-	-	-	-	-
	Diazinon	mg/kg	0.05		-	-	-	-	-	-	-	-	-	-	-	-
	Dichlorvos	mg/kg	0.05	16	-	-	-	-	-	-	-	-	-	-	-	-
	Dieldrin	mg/kg	0.05	18	-	-	-	-	-	-	-	-	-	-	-	-

				Location_Code	CT16002	CT16001A	CT16003A	CT16003A	CT16004	CT16004	CT16005A	CT16005	CT16005	CT16006	CT16006	CT16007
				Sample_Depth_Range	0.05-0.1	0.5-0.55	0.05-0.1	1-1.1	0.05-0.05	0.65-0.65	0.6-0.7	0.05-0.15	0.55-0.65	0.05-0.15	1-1.1	0.05-0.05
				Sampled_Date_Time	17/03/2020	17/03/2020	02/04/2020	02/04/2020	19/02/2020	19/02/2020	03/03/2020	03/03/2020	03/03/2020	03/03/2020	03/03/2020	13/03/2020
Chem_Group	ChemName	output unit	EQL	LQM S4UL Public Open Space (POS) Residential - 1% SOM (GAC)												
	Dimethoate	mg/kg	0.05		-	-	-	-	-	-	-	-	-	-	-	-
	Diuron	mg/kg			-	-	-	-	-	-	-	-	-	-	-	-
	Endosulfan I	mg/kg	0.05	1200	-	-	-	-	-	-	-	-	-	-	-	-
	Endosulfan II	mg/kg	0.05		-	-	-	-	-	-	-	-	-	-	-	-
	Endrin	mg/kg	0.05		-	-	-	-	-	-	-	-	-	-	-	-
	Fenitrothion	mg/kg	0.05		-	-	-	-	-	-	-	-	-	-	-	-
	Fenthion	mg/kg	0.05		-	-	-	-	-	-	-	-	-	-	-	-
	Fluroxypyr	mg/kg			-	-	-	-	-	-	-	-	-	-	-	-
	g-BHC (Lindane)	mg/kg	0.05	8.2	-	-	-	-	-	-	-	-	-	-	-	-
	Heptachlor	mg/kg	0.05		-	-	-	-	-	-	-	-	-	-	-	-
	Isodrin	mg/kg	0.05		-	-	-	-	-	-	-	-	-	-	-	-
	Isoproturon	mg/kg			-	-	-	-	-	-	-	-	-	-	-	-
	Linuron	mg/kg			-	-	-	-	-	-	-	-	-	-	-	-
	Malathion	mg/kg	0.05		-	-	-	-	-	-	-	-	-	-	-	-
	2-Methyl-4-chlorophenoxyacetic acid	mg/kg			-	-	-	-	-	-	-	-	-	-	-	-
	2-Methyl-4-Chlorophenoxy Butanoic Acid	mg/kg			-	-	-	-	-	-	-	-	-	-	-	-
	Mecoprop	mg/kg			-	-	-	-	-	-	-	-	-	-	-	-
	Methoxychlor	mg/kg	0.05		-	-	-	-	-	-	-	-	-	-	-	-
	Methyl parathion	mg/kg	0.05		-	-	-	-	-	-	-	-	-	-	-	-
	Mevinphos (Phosdrin)	mg/kg	0.05		-	-	-	-	-	-	-	-	-	-	-	-
	o,p-DDD	mg/kg	0.05		-	-	-	-	-	-	-	-	-	-	-	-
	o,p'-DDE	mg/kg	0.05		-	-	-	-	-	-	-	-	-	-	-	-
	Parathion	mg/kg	0.05		-	-	-	-	-	-	-	-	-	-	-	-
	Pendimethalin	mg/kg	0.05		-	-	-	-	-	-	-	-	-	-	-	-
	Phorate	mg/kg	0.05		-	-	-	-	-	-	-	-	-	-	-	-
	Prometryn	mg/kg	0.05		-	-	-	-	-	-	-	-	-	-	-	-
	Pronamide	mg/kg	0.05		-	-	-	-	-	-	-	-	-	-	-	-
	Propazine	mg/kg	0.05		-	-	-	-	-	-	-	-	-	-	-	-
	Simazine	mg/kg	0.05		-	-	-	-	-	-	-	-	-	-	-	-
	Terbutryn	mg/kg	0.05		-	-	-	-	-	-	-	-	-	-	-	-
	Terbutylazine	mg/kg	0.05		-	-	-	-	-	-	-	-	-	-	-	-
	Triadimefon	mg/kg	0.05		-	-	-	-	-	-	-	-	-	-	-	-
	Triclopyr	mg/kg			-	-	-	-	-	-	-	-	-	-	-	-
	Trifluralin	mg/kg	0.05		-	-	-	-	-	-	-	-	-	-	-	-
SVOC TIC	SVOC TICS - Detect	Detect			-	-	-	-	-	-	-	-	-	-	-	-
	SVOC Tentatively Identified Compounds	mg/kg	0.1		-	-	-	-	-	-	-	-	-	-	-	-
VOC TIC	VOC TICs - Detect	Detect			-	-	-	-	-	-	-	-	-	-	-	-
	VOC Tentatively Identified Compounds	mg/kg	0.01		-	-	-	-	-	-	-	-	-	-	-	-
Other	Temperature	°C			20.5	17.1	17.5 - 20	20 - 20.8	19.5	17.9	14.2	18.8	17.1	16.5	17.2	18
	Conductivity @ 20oC	µS/cm	14		98.6 - 100	130 - 144	19.4 - 155	219 - 1000	102 - 104	193 - 203	115 - 201	39.7 - 51	150 - 154	203 - 215	225 - 230	108 - 120
	Moisture Content (dried @35oC)	%			18	17	18	20	25	21	45	32	30	29	44	26
	pH (Lab)	pH_Units	1		7.92 - 8.48	8.17 - 8.8	6.07 - 8.12	7.25 - 7.77	7.83 - 8.12	7.64 - 8.86	5.79 - 7.28	7.31 - 7.55	5.96 - 6.47	7.68 - 8.23	4.6 - 5.85	6.81 - 7.19
	Total Organic Carbon	%	0.2		1.11	<0.2	1.44	0.267	1.99	0.777	3.88	3.55	3.36	3.09	10.7	2.43

Environmental Standards Comments
#1:GAC is only presented as speciated chromium. 7.7mg/kg is used for hexavalent. If hexavalent chromium (CrVI) data is available, a value of 1,500mg/kg may be appropriate for the remaining trivalent chromium (CrIII).
#2:C4SL for lead adopted
#3:GAC only presented as speciated mercury. 16mg/kg is used for elemental mercury. If the CSM indicates that elemental mercury is not a CoC and mercury is present in an inorganic form, a value of 120mg/kg for inorganic mercury may be appropriate
#4:Updated S4UL for nickel
#5:S4UL exceeds solubility saturation limit
#6:Criteria derived for Ali>C16-C35 split between Ali>C16-21 & Ali>C21-35. Requires summation of fractions to use Ali>C16-C35 criteria.
#7:Criteria presented is for p-xylene. A separate value is presented for o-xylene.
#8:S4UL based on a threshold protective of direct skin contact with phenol

Key
27.8 Result exceeds GAC

Notes
Where a range is given a determinand has been analysed for by more than one method

				Location_Code	CT16007	CT17001	CT17001	CT17002	CT17002	CT17004	CT17005	CT17006	CT17006	CT17007	CT17007	CT17009A
				Sample_Depth_Range	0.05-0.05	0.05-0.05	0.9-0.9	0.05-0.05	0.9-0.9	0.6-0.7	0.8-0.9	0.05-0.15	1.1-1.2	0.05-0.05	0.6-0.6	0.05-0.05
				Sampled_Date_Time	13/03/2020	11/03/2020	11/03/2020	11/03/2020	11/03/2020	04/03/2020	04/03/2020	04/03/2020	04/03/2020	18/02/2020	18/02/2020	06/04/2020
				LQM S4UL Public Open Space (POS) Residential - 1% SOM (GAC)												
Chem_Group	**ChemName**	**output unit**	**EQL**													
Metals	Antimony	mg/kg	0.6	-	-	-	-	-	-	-	-	-	-	-	-	-
	Arsenic	mg/kg	0.6	79	8.59	11.5	15.9	12.1	19	11.2	7.28	12	6	11.8	7.75	11.2
	Boron	mg/kg	1	21000	<1	1.57	2.1	<1	2.22	1.71	1.15	1.31	<1	1.86	1.25	1.47
	Cadmium	mg/kg	0.02	120	0.374	0.334	0.251	0.321	0.255	0.0506	<0.02	0.127	0.133	0.225	<0.02	<0.02
	Chromium (hexavalent)	mg/kg	0.6	7.7	<0.6	<0.6	1.23	<0.6	<0.6	<0.6	-	<0.6	<0.6	<0.6	<0.6	<0.6
	Chromium	mg/kg	0.9	[#1]	29.4	37	34.1	36.6	36.1	53.3	48	45.3	27.6	54.5	46.3	46.5
	Copper	mg/kg	1.4	12000	14.1	18.1	22.3	18.7	24.8	25	23.6	24.7	8.83	26.2	19.2	23.3
	Lead	mg/kg	0.7	630[#2]	33.9	24.7	11.8	24.8	12.7	18.8	13.3	31.4	11.6	31.1	17	824
	Mercury	mg/kg	0.14	[#3]	<0.14	<0.14	<0.14	<0.14	<0.14	<0.14	<0.14	<0.14	<0.14	<0.14	<0.14	<0.14
	Molybdenum	mg/kg	0.1	-	-	-	-	-	-	-	-	-	-	-	-	-
	Nickel	mg/kg	0.2	230[#4]	16.7	23.9	30.5	24.6	49.2	29.4	23.3	30.8	14.6	32.2	19.5	26.1
	Selenium	mg/kg	1	1100	<1	<1	<1	<1	<1	<1	<1	<1	<1	<1	<1	<1
	Vanadium	mg/kg	0.2	2000	-	-	-	-	-	-	-	-	-	-	-	-
	Zinc	mg/kg	1.9	81000	68.4	72.5	66.8	71.3	68.5	103	56.5	110	39.8	112	65.8	96.6
Asbestos	Anthophyllite	Detect			0	0	0	0	0	0	0	0	0	0	0	0
	Asbestos: Actinolite	Detect			0	0	0	0	0	0	0	0	0	0	0	0
	Crocidolite Asbestos	Detect			0	0	0	0	0	0	0	0	0	0	0	0
	Chrysotile Asbestos	Detect			0	0	0	0	0	0	0	0	0	0	0	0
	Amosite Asbestos	Detect			0	0	0	0	0	0	0	0	0	0	0	0
	Non-Asbestos Fibre	Detect			0	0	0	0	0	0	0	0	0	0	0	0
	Tremolite	Detect			0	0	0	0	0	0	0	0	0	0	0	0
Inorganics	Ammoniacal Nitrogen as N	mg/kg	12		-	-	-	-	-	-	-	-	-	-	-	-
	Cyanide (Free)	mg/kg	1		<1	<1	<1	<1	<1	<1	<1	<1	<1	<1	<1	<1
	Cyanide Total	mg/kg	1		<1	<1	<1	<1	<1	<1	<1	<1	<1	<1	<1	1.04
	cyanides-complex	mg/kg	1		<1	<1	<1	<1	<1	<1	<1	<1	<1	<1	<1	<1
PAH	Naphthalene	mg/kg	0.009	4900	<0.009	<0.009	<0.009	<0.009	<0.009	<0.009	<0.009	<0.009	<0.009	<0.009	<0.009	<0.009
	Acenaphthene	mg/kg	0.008	15000	<0.008	<0.008	<0.008	<0.008	<0.008	<0.008	<0.008	<0.008	<0.008	<0.008	<0.008	<0.008
	Acenaphthylene	mg/kg	0.012	15000	<0.012	<0.012	<0.012	<0.012	<0.012	<0.012	<0.012	<0.012	<0.012	<0.012	<0.012	<0.012
	Fluoranthene	mg/kg	0.017	3100	<0.017	0.026	<0.017	<0.017	<0.017	<0.017	<0.017	0.0309	<0.017	<0.017	<0.017	0.0323
	Anthracene	mg/kg	0.016	74000	<0.016	<0.016	<0.016	<0.016	<0.016	<0.016	<0.016	<0.016	<0.016	<0.016	<0.016	<0.016
	Phenanthrene	mg/kg	0.015	3100	<0.015	<0.015	<0.015	<0.015	<0.015	<0.015	<0.015	<0.015	<0.015	<0.015	<0.015	<0.015
	Fluorene	mg/kg	0.01	9900	<0.01	<0.01	<0.01	<0.01	<0.01	<0.01	<0.01	<0.01	<0.01	<0.01	<0.01	<0.01
	Chrysene	mg/kg	0.01	57	<0.01	<0.01	<0.01	<0.01	<0.01	<0.01	<0.01	0.0149	<0.01	<0.01	<0.01	0.0197
	Pyrene	mg/kg	0.015	7400	<0.015	0.0211	<0.015	<0.015	<0.015	<0.015	<0.015	<0.015	<0.015	<0.015	<0.015	0.0264
	Benzo(a)anthracene	mg/kg	0.014	29	<0.014	<0.014	<0.014	<0.014	<0.014	<0.014	<0.014	<0.014	<0.014	<0.014	<0.014	0.0195
	Benzo(b)fluoranthene	mg/kg	0.015	7.1	<0.015	<0.015	<0.015	<0.015	<0.015	<0.015	<0.015	0.0239	<0.015	<0.015	<0.015	0.0329
	Benzo(k)fluoranthene	mg/kg	0.014	190	<0.014	<0.014	<0.014	<0.014	<0.014	<0.014	<0.014	<0.014	<0.014	<0.014	<0.014	<0.014
	Benzo(a)pyrene	mg/kg	0.015	5.7	<0.015	<0.015	<0.015	<0.015	<0.015	<0.015	<0.015	<0.015	<0.015	<0.015	<0.015	<0.015
	Dibenz(a,h)anthracene	mg/kg	0.023	0.57	<0.023	<0.023	<0.023	<0.023	<0.023	<0.023	<0.023	<0.023	<0.023	<0.023	<0.023	<0.023
	Benzo(g,h,i)perylene	mg/kg	0.024	640	<0.024	<0.024	<0.024	<0.024	<0.024	<0.024	<0.024	<0.024	<0.024	<0.024	<0.024	<0.024
	Indeno(1,2,3-c,d)pyrene	mg/kg	0.018	82	<0.018	<0.018	<0.018	<0.018	<0.018	<0.018	<0.018	<0.018	<0.018	<0.018	<0.018	<0.018
	PAH 16 Total	mg/kg	0.118		<0.118	<0.118	<0.118	<0.118	<0.118	<0.118	<0.118	<0.118	<0.118	<0.118	<0.118	0.131
TPH CWG	>C5-C6 Aliphatics	mg/kg	0.01	(sol)\570000[#5]	-	-	-	-	-	-	-	-	-	-	-	-
	>C6-C8 Aliphatics	mg/kg	0.01	600000	-	-	-	-	-	-	-	-	-	-	-	-
	>C10-C44 Aliphatics	mg/kg	5		-	-	-	-	-	-	-	-	-	-	-	-
	>C10-C44 Aliphatics/Aromatics	mg/kg	10		-	-	-	-	-	-	-	-	-	-	-	-
	>C8-C10 Aliphatics	mg/kg	0.01	13000	-	-	-	-	-	-	-	-	-	-	-	-
	>C10-C12 Aliphatics	mg/kg	1	13000	-	-	-	-	-	-	-	-	-	-	-	-
	>C12-C16 Aliphatics	mg/kg	1	13000	-	-	-	-	-	-	-	-	-	-	-	-
	>C16-C21 Aliphatics	mg/kg	1	125000[#6]	-	-	-	-	-	-	-	-	-	-	-	-
	>C21-C35 Aliphatics	mg/kg	1	125000[#6]	-	-	-	-	-	-	-	-	-	-	-	-
	>C35-C44 Aliphatics	mg/kg	1	250000	-	-	-	-	-	-	-	-	-	-	-	-
	>C5-C10 Aliphatics	mg/kg	0.05		-	-	-	-	-	-	-	-	-	-	-	-
	>EC5-EC10 Aromatics	mg/kg	0.05		-	-	-	-	-	-	-	-	-	-	-	-
	>EC6-EC7 Aromatics	mg/kg	0.01		-	-	-	-	-	-	-	-	-	-	-	-
	>EC7-EC8 Aromatics	mg/kg	0.01	56000	-	-	-	-	-	-	-	-	-	-	-	-
	>EC8-EC10 Aromatics	mg/kg	0.01	5000	-	-	-	-	-	-	-	-	-	-	-	-
	>EC10-EC12 Aromatics	mg/kg	1	5000	-	-	-	-	-	-	-	-	-	-	-	-
	>EC10-EC44 Aromatics	mg/kg	5		-	-	-	-	-	-	-	-	-	-	-	-
	>EC12-EC16 Aromatics	mg/kg	1	5100	-	-	-	-	-	-	-	-	-	-	-	-
	>EC16-EC21 Aromatics	mg/kg	1	3800	-	-	-	-	-	-	-	-	-	-	-	-
	>EC21-EC35 Aromatics	mg/kg	1	3800	-	-	-	-	-	-	-	-	-	-	-	-
	>EC35-EC44 Aromatics	mg/kg	1	3800	-	-	-	-	-	-	-	-	-	-	-	-
	>EC40-EC44 Aromatics	mg/kg	1		-	-	-	-	-	-	-	-	-	-	-	-
	TPH Aliphatics & Aromatics >C5-44	mg/kg	10		-	-	-	-	-	-	-	-	-	-	-	-
TPH	>C5-C6	mg/kg	0.02		<0.02	<0.02	<0.02	<0.02	<0.02	<0.02	<0.02	<0.02	<0.02	<0.02	<0.02	<0.02
	>C6-C7	mg/kg	0.02		<0.02	<0.02	<0.02	<0.02	<0.02	<0.02	<0.02	<0.02	<0.02	<0.02	<0.02	<0.02
	>C7-C8	mg/kg	0.02		<0.02	<0.02	<0.02	<0.02	<0.02	<0.02	<0.02	<0.02	<0.02	<0.02	<0.02	<0.02
	>C8-C10	mg/kg	0.02		<0.02	<0.02	<0.02	<0.02	<0.02	<0.02	0.0216	<0.02	<0.02	<0.02	<0.02	<0.02
	>C10-C12	mg/kg	0.02		<0.02	<0.02	<0.02	<0.02	<0.02	<0.02	<0.02 - 123	<0.02	<0.02	<0.02	<0.02	<0.02
	>C12-C16	mg/kg	35		<35	<35	<35	<35	<35	<35	419	<35	<35	<35	<35	<35
	>C16-C21	mg/kg	35		<35	<35	<35	<35	<35	<35	1190	<35	<35	<35	<35	<35
	>C21-C28	mg/kg	35		<35	<35	<35	<35	<35	<35	1670	<35	<35	<35	<35	<35
	>C28-C35	mg/kg	35		<35	<35	<35	<35	<35	<35	1000	<35	<35	<35	<35	<35
	>C35-C40	mg/kg	35		<35	<35	<35	<35	<35	<35	284	<35	<35	<35	<35	<35
	GRO >C5-10	mg/kg	0.02		-	-	-	-	-	-	-	-	-	-	-	-
	EPH>C5-40	mg/kg	35		-	-	-	-	-	-	-	-	-	-	-	-
	EPH >C10-40	mg/kg	35		<35	<35	<35	<35	<35	<35	4690	<35	<35	<35	<35	<35
	GRO >C5-12	mg/kg	0.1		<0.1	<0.1	<0.1	<0.1	<0.1	<0.1	<0.1	<0.1	<0.1	<0.1	<0.1	<0.1
	Total Petroleum Hydrocarbons	mg/kg	35		<35	<35	<35	<35	<35	<35	4690	<35	<35	<35	<35	<35
BTEX and MTBE	Benzene	mg/kg	0.009	72	<0.18	<0.18	<0.009	<0.009	<0.009	<0.18	<0.18	<0.18	<0.009	<0.09	<0.009	<0.18
	Toluene	mg/kg	0.007	56000	<0.14	<0.14	<0.007	<0.007	<0.007	<0.14	<0.14	<0.14	<0.007	<0.07	<0.007	<0.14
	Ethylbenzene	mg/kg	0.004	24000	<0.08	<0.08	<0.004	<0.004	<0.004	<0.08	<0.08	<0.08	<0.004	<0.04	<0.004	<0.08
	Xylene (m & p)	mg/kg	0.01	41000[#7]	<0.2	<0.2	<0.01	<0.01	<0.01	<0.2	<0.2	<0.2	<0.01	<0.1	<0.01	<0.2
	Xylene (o)	mg/kg	0.01	41000	<0.2	<0.2	<0.01	<0.01	<0.01	<0.2	<0.2	<0.2	<0.01	<0.1	<0.01	<0.2
	Xylene Total	mg/kg	0.02		-	-	-	-	-	-	-	-	-	-	-	-
	MTBE	mg/kg	0.01		<0.2	<0.2	<0.01	<0.01	<0.01	<0.2	<0.2	<0.2	<0.01	<0.1	<0.01	<0.2
	Total BTEX	mg/kg	0.04		<0.8	<0.8	<0.04	<0.04	<0.04	<0.8	<0.8	<0.8	<0.04	<0.4	<0.04	<0.8
VOC	Styrene	mg/kg	0.01		-	-	-	-	-	-	-	-	-	-	-	-
	cis-1,3-dichloropropene	mg/kg	0.01		-	-	-	-	-	-	-	-	-	-	-	-
	trans-1,3-dichloropropene	mg/kg	0.01		-	-	-	-	-	-	-	-	-	-	-	-
	1,1,1,2-tetrachloroethane	mg/kg	0.01	1400	-	-	-	-	-	-	-	-	-	-	-	-
	1,1,1-trichloroethane	mg/kg	0.007	140000	-	-	-	-	-	-	-	-	-	-	-	-
	1,1,2,2-tetrachloroethane	mg/kg	0.01	1400	-	-	-	-	-	-	-	-	-	-	-	-
	1,1,2-trichloroethane	mg/kg	0.01		-	-	-	-	-	-	-	-	-	-	-	-
	1,1-dichloroethane	mg/kg	0.008		-	-	-	-	-	-	-	-	-	-	-	-
	1,1-dichloroethene	mg/kg	0.01		-	-	-	-	-	-	-	-	-	-	-	-
	1,1-dichloropropene	mg/kg	0.01		-	-	-	-	-	-	-	-	-	-	-	-
	1,2,3-trichloropropane	mg/kg	0.016		-	-	-	-	-	-	-	-	-	-	-	-
	1,2,4-trimethylbenzene	mg/kg	0.009		-	-	-	-	-	-	-	-	-	-	-	-
	1,2-dibromo-3-chloropropane	mg/kg	0.014		-	-	-	-	-	-	-	-	-	-	-	-
	1,2-dibromoethane	mg/kg	0.01		-	-	-	-	-	-	-	-	-	-	-	-
	1,2-dichloroethane	mg/kg	0.005	29	-	-	-	-	-	-	-	-	-	-	-	-
	1,2-dichloropropane	mg/kg	0.01		-	-	-	-	-	-	-	-	-	-	-	-
	1,3,5-trimethylbenzene	mg/kg	0.008		-	-	-	-	-	-	-	-	-	-	-	-
	1,3-dichloropropane	mg/kg	0.007		-	-	-	-	-	-	-	-	-	-	-	-
	2,2-dichloropropane	mg/kg	0.01		-	-	-	-	-	-	-	-	-	-	-	-
	2-chlorotoluene	mg/kg	0.009		-	-	-	-	-	-	-	-	-	-	-	-
	4-chlorotoluene	mg/kg	0.01		-	-	-	-	-	-	-	-	-	-	-	-
	Bromobenzene	mg/kg	0.01		-	-	-	-	-	-	-	-	-	-	-	-
	Bromochloromethane	mg/kg	0.01		-	-	-	-	-	-	-	-	-	-	-	-
	Bromodichloromethane	mg/kg	0.007		-	-	-	-	-	-	-	-	-	-	-	-
	Bromoform	mg/kg	0.01		-	-	-	-	-	-	-	-	-	-	-	-
	Bromomethane	mg/kg	0.01		-	-	-	-	-	-	-	-	-	-	-	-
	Carbon disulfide	mg/kg	0.007	11000	-	-	-	-	-	-	-	-	-	-	-	-
	Carbon tetrachloride	mg/kg	0.01	890	-	-	-	-	-	-	-	-	-	-	-	-
	Chlorodibromomethane	mg/kg	0.01		-	-	-	-	-	-	-	-	-	-	-	-
	Chloroethane	mg/kg	0.01		-	-	-	-	-	-	-	-	-	-	-	-
	Chloroform	mg/kg	0.008	2500	-	-	-	-	-	-	-	-	-	-	-	-

				Location_Code	CT16007	CT17001	CT17001	CT17002	CT17002	CT17004	CT17005	CT17006	CT17006	CT17007	CT17007	CT17009A
				Sample_Depth_Range	0.05-0.05	0.05-0.05	0.9-0.9	0.05-0.05	0.9-0.9	0.6-0.7	0.8-0.9	0.05-0.15	1.1-1.2	0.05-0.05	0.6-0.6	0.05-0.05
				Sampled_Date_Time	13/03/2020	11/03/2020	11/03/2020	11/03/2020	11/03/2020	04/03/2020	04/03/2020	04/03/2020	04/03/2020	18/02/2020	18/02/2020	06/04/2020
				LQM S4UL Public Open Space (POS) Residential - 1% SOM (GAC)												
Chem_Group	**ChemName**	**output unit**	**EQL**													
	Chloromethane	mg/kg	0.007		-	-	-	-	-	-	-	-	-	-	-	-
	cis-1,2-dichloroethene	mg/kg	0.006		-	-	-	-	-	-	-	-	-	-	-	-
	Dibromomethane	mg/kg	0.009		-	-	-	-	-	-	-	-	-	-	-	-
	Dichlorodifluoromethane	mg/kg	0.006		-	-	-	-	-	-	-	-	-	-	-	-
	Dichloromethane	mg/kg	0.01		-	-	-	-	-	-	-	-	-	-	-	-
	Isopropylbenzene	mg/kg	0.005		-	-	-	-	-	-	-	-	-	-	-	-
	n-butylbenzene	mg/kg	0.011		-	-	-	-	-	-	-	-	-	-	-	-
	n-propylbenzene	mg/kg	0.01		-	-	-	-	-	-	-	-	-	-	-	-
	p-isopropyltoluene	mg/kg	0.01		-	-	-	-	-	-	-	-	-	-	-	-
	sec-butylbenzene	mg/kg	0.01		-	-	-	-	-	-	-	-	-	-	-	-
	Trichloroethene	mg/kg	0.009	120	-	-	-	-	-	-	-	-	-	-	-	-
	tert-butylbenzene	mg/kg	0.014		-	-	-	-	-	-	-	-	-	-	-	-
	Tetrachloroethene	mg/kg	0.005	1400	-	-	-	-	-	-	-	-	-	-	-	-
	trans-1,2-dichloroethene	mg/kg	0.01		-	-	-	-	-	-	-	-	-	-	-	-
	Trichlorofluoromethane	mg/kg	0.006		-	-	-	-	-	-	-	-	-	-	-	-
	Vinyl chloride	mg/kg	0.006	3.5	-	-	-	-	-	-	-	-	-	-	-	-
	tert-Amyl methyl ether	mg/kg	0.01		-	-	-	-	-	-	-	-	-	-	-	-
VOC/SVOC	1,2,3-trichlorobenzene	mg/kg	0.02	1800	-	-	-	-	-	-	-	-	-	-	-	-
	1,2,4-trichlorobenzene	mg/kg	0.02	15000	-	-	-	-	-	-	-	-	-	-	-	-
	1,2-dichlorobenzene	mg/kg	0.01	90000	-	-	-	-	-	-	-	-	-	-	-	-
	1,3-dichlorobenzene	mg/kg	0.008	300	-	-	-	-	-	-	-	-	-	-	-	-
	1,4-dichlorobenzene	mg/kg	0.005	17000	-	-	-	-	-	-	-	-	-	-	-	-
	Chlorobenzene	mg/kg	0.005	11000	-	-	-	-	-	-	-	-	-	-	-	-
	Hexachlorobutadiene	mg/kg	0.02	25	-	-	-	-	-	-	-	-	-	-	-	-
SVOC	4-bromophenyl phenyl ether	mg/kg	0.1		-	-	-	-	-	-	-	-	-	-	-	-
	4-nitroaniline	mg/kg	0.1		-	-	-	-	-	-	-	-	-	-	-	-
	4-nitrophenol	mg/kg	0.1		-	-	-	-	-	-	-	-	-	-	-	-
	2,4,5-trichlorophenol	mg/kg	0.1		-	-	-	-	-	-	-	-	-	-	-	-
	2,4,6-trichlorophenol	mg/kg	0.1		-	-	-	-	-	-	-	-	-	-	-	-
	2,4-dichlorophenol	mg/kg	0.1		-	-	-	-	-	-	-	-	-	-	-	-
	2,4-dimethylphenol	mg/kg	0.1		-	-	-	-	-	-	-	-	-	-	-	-
	2,4-dinitrotoluene	mg/kg	0.1		-	-	-	-	-	-	-	-	-	-	-	-
	2,6-dinitrotoluene	mg/kg	0.1		-	-	-	-	-	-	-	-	-	-	-	-
	2-chloronaphthalene	mg/kg	0.1		-	-	-	-	-	-	-	-	-	-	-	-
	2-chlorophenol	mg/kg	0.1		-	-	-	-	-	-	-	-	-	-	-	-
	2-methylnaphthalene	mg/kg	0.1		-	-	-	-	-	-	-	-	-	-	-	-
	2-methylphenol	mg/kg	0.1		-	-	-	-	-	-	-	-	-	-	-	-
	2-nitroaniline	mg/kg	0.1		-	-	-	-	-	-	-	-	-	-	-	-
	2-nitrophenol	mg/kg	0.1		-	-	-	-	-	-	-	-	-	-	-	-
	3-nitroaniline	mg/kg	0.1		-	-	-	-	-	-	-	-	-	-	-	-
	4-chloro-3-methylphenol	mg/kg	0.1		-	-	-	-	-	-	-	-	-	-	-	-
	4-chloroaniline	mg/kg	0.1		-	-	-	-	-	-	-	-	-	-	-	-
	4-chlorophenyl phenyl ether	mg/kg	0.1		-	-	-	-	-	-	-	-	-	-	-	-
	4-methylphenol	mg/kg	0.1		-	-	-	-	-	-	-	-	-	-	-	-
	Azobenzene	mg/kg	0.1		-	-	-	-	-	-	-	-	-	-	-	-
	Bis(2-chloroethoxy) methane	mg/kg	0.1		-	-	-	-	-	-	-	-	-	-	-	-
	Bis(2-chloroethyl)ether	mg/kg	0.1		-	-	-	-	-	-	-	-	-	-	-	-
	Bis(2-chloroisopropyl) ether	mg/kg	0.1		-	-	-	-	-	-	-	-	-	-	-	-
	Bis(2-ethylhexyl) phthalate	mg/kg	0.1		-	-	-	-	-	-	-	-	-	-	-	-
	Butyl benzyl phthalate	mg/kg	0.1		-	-	-	-	-	-	-	-	-	-	-	-
	Carbazole	mg/kg	0.1		-	-	-	-	-	-	-	-	-	-	-	-
	Dibenzofuran	mg/kg	0.1		-	-	-	-	-	-	-	-	-	-	-	-
	Diethylphthalate	mg/kg	0.1		-	-	-	-	-	-	-	-	-	-	-	-
	Dimethyl phthalate	mg/kg	0.1		-	-	-	-	-	-	-	-	-	-	-	-
	Di-n-butyl phthalate	mg/kg	0.1		-	-	-	-	-	-	-	-	-	-	-	-
	Di-n-octyl phthalate	mg/kg	0.1		-	-	-	-	-	-	-	-	-	-	-	-
	Hexachlorobenzene	mg/kg	0.05	16	-	-	-	-	-	-	-	-	-	-	-	-
	Hexachlorocyclopentadiene	mg/kg	0.1		-	-	-	-	-	-	-	-	-	-	-	-
	Hexachloroethane	mg/kg	0.1		-	-	-	-	-	-	-	-	-	-	-	-
	Isophorone	mg/kg	0.1		-	-	-	-	-	-	-	-	-	-	-	-
	Nitrobenzene	mg/kg	0.1		-	-	-	-	-	-	-	-	-	-	-	-
	N-nitrosodi-n-propylamine	mg/kg	0.1		-	-	-	-	-	-	-	-	-	-	-	-
	Pentachlorophenol	mg/kg	0.1	60	-	-	-	-	-	-	-	-	-	-	-	-
PCB	Heptachlorobiphenyl, 2,3,3,4,4,5,5- (PCB 189)	mg/kg	0.003		-	-	-	-	-	-	-	-	-	-	-	-
	Hexachlorobiphenyl, 2,3,3,4,4,5- (PCB 156)	mg/kg	0.003		-	-	-	-	-	-	-	-	-	-	-	-
	Hexachlorobiphenyl, 2,3,3,4,4,5- (PCB 157)	mg/kg	0.003		-	-	-	-	-	-	-	-	-	-	-	-
	Hexachlorobiphenyl, 2,3,4,4,5,5- (PCB 167)	mg/kg	0.003		-	-	-	-	-	-	-	-	-	-	-	-
	Hexachlorobiphenyl, 3,3,4,4,5,5- (PCB 169)	mg/kg	0.003		-	-	-	-	-	-	-	-	-	-	-	-
	PCB 101	mg/kg	0.003		-	-	-	-	-	-	-	-	-	-	-	-
	PCB 118	mg/kg	0.003		-	-	-	-	-	-	-	-	-	-	-	-
	PCB 138	mg/kg	0.003		-	-	-	-	-	-	-	-	-	-	-	-
	PCB 153	mg/kg	0.003		-	-	-	-	-	-	-	-	-	-	-	-
	PCB 180	mg/kg	0.003		-	-	-	-	-	-	-	-	-	-	-	-
	PCB 28	mg/kg	0.003		-	-	-	-	-	-	-	-	-	-	-	-
	PCB 52	mg/kg	0.003		-	-	-	-	-	-	-	-	-	-	-	-
	Pentachlorobiphenyl, 2,3,3,4,4- (PCB 105)	mg/kg	0.003		-	-	-	-	-	-	-	-	-	-	-	-
	Pentachlorobiphenyl, 2,3,4,4,5- (PCB 114)	mg/kg	0.003		-	-	-	-	-	-	-	-	-	-	-	-
	Pentachlorobiphenyl, 2,3,4,4,5- (PCB 123)	mg/kg	0.003		-	-	-	-	-	-	-	-	-	-	-	-
	Pentachlorobiphenyl, 3,3,4,4,5- (PCB 126)	mg/kg	0.003		-	-	-	-	-	-	-	-	-	-	-	-
	Tetrachlorobiphenyl, 3,3,4,4- (PCB 77)	mg/kg	0.003		-	-	-	-	-	-	-	-	-	-	-	-
	Tetrachlorobiphenyl, 3,4,4,5- (PCB 81)	mg/kg	0.003		-	-	-	-	-	-	-	-	-	-	-	-
	Total PCB 7 Congeners	mg/kg	0.021		-	-	-	-	-	-	-	-	-	-	-	-
	Total PCB WHO 12	mg/kg	0.036		-	-	-	-	-	-	-	-	-	-	-	-
Phenolics	Xylenols	mg/kg	0.015		<0.015	<0.015	<0.015	<0.015	<0.015	<0.015	<0.015	<0.015	<0.015	<0.015	<0.015	<0.015
	Cresol Total	mg/kg	0.01		<0.01	0.0268	<0.01	<0.01	<0.01	<0.01	<0.01	<0.01	<0.01	<0.01	<0.01	0.0138
	Phenol	mg/kg	0.01	(dir)760[#8]	<0.01	<0.01	<0.01	<0.01	<0.01	<0.01	<0.01	<0.01	<0.01	<0.01	<0.01	<0.01
	Phenols Monohydric	mg/kg	0.035		<0.035	<0.035	<0.035	<0.035	<0.035	<0.035	<0.035	<0.035	<0.035	<0.035	<0.035	<0.035
Organotins	Dibutyltin	mg/kg			-	-	-	-	-	-	-	-	-	-	-	-
	Monophenyltin	mg/kg			-	-	-	-	-	-	-	-	-	-	-	-
	Diphenyltin	mg/kg			-	-	-	-	-	-	-	-	-	-	-	-
	Monobutyltin	mg/kg			-	-	-	-	-	-	-	-	-	-	-	-
	Tetrabutyltin	mg/kg			-	-	-	-	-	-	-	-	-	-	-	-
	Tributyltin	mg/kg			-	-	-	-	-	-	-	-	-	-	-	-
	Triphenyltin	mg/kg			-	-	-	-	-	-	-	-	-	-	-	-
Pesticides	Heptachlor epoxide	mg/kg	0.05		-	-	-	-	-	-	-	-	-	-	-	-
	2,4,5-TP (Silvex)	mg/kg			-	-	-	-	-	-	-	-	-	-	-	-
	Hedonal	mg/kg			-	-	-	-	-	-	-	-	-	-	-	-
	2,4-DDT	mg/kg	0.05		-	-	-	-	-	-	-	-	-	-	-	-
	2,4-Dichlorprop	mg/kg			-	-	-	-	-	-	-	-	-	-	-	-
	4-(2,4-Dichlorophenoxy)butyric Acid (2,4-DB)	mg/kg			-	-	-	-	-	-	-	-	-	-	-	-
	4,4-DDE	mg/kg	0.05		-	-	-	-	-	-	-	-	-	-	-	-
	a-BHC	mg/kg	0.05	24	-	-	-	-	-	-	-	-	-	-	-	-
	Aldrin	mg/kg	0.05	18	-	-	-	-	-	-	-	-	-	-	-	-
	Atrazine	mg/kg	0.05	1200	-	-	-	-	-	-	-	-	-	-	-	-
	Azinophos methyl	mg/kg	0.05		-	-	-	-	-	-	-	-	-	-	-	-
	b-BHC	mg/kg	0.05	8.1	-	-	-	-	-	-	-	-	-	-	-	-
	Bentazone	mg/kg			-	-	-	-	-	-	-	-	-	-	-	-
	Chlordane (cis)	mg/kg	0.05		-	-	-	-	-	-	-	-	-	-	-	-
	Chlordane (trans)	mg/kg	0.05		-	-	-	-	-	-	-	-	-	-	-	-
	Chlorfenvinphos	mg/kg	0.05		-	-	-	-	-	-	-	-	-	-	-	-
	Chlorotoluron	mg/kg			-	-	-	-	-	-	-	-	-	-	-	-
	Chlorpyrifos-methyl	mg/kg	0.05		-	-	-	-	-	-	-	-	-	-	-	-
	Cyanazine	mg/kg			-	-	-	-	-	-	-	-	-	-	-	-
	d-BHC	mg/kg	0.05		-	-	-	-	-	-	-	-	-	-	-	-
	DDD	mg/kg	0.05		-	-	-	-	-	-	-	-	-	-	-	-
	DDT	mg/kg	0.05		-	-	-	-	-	-	-	-	-	-	-	-
	Diazinon	mg/kg	0.05		-	-	-	-	-	-	-	-	-	-	-	-
	Dichlorvos	mg/kg	0.05	16	-	-	-	-	-	-	-	-	-	-	-	-
	Dieldrin	mg/kg	0.05	18	-	-	-	-	-	-	-	-	-	-	-	-

				Location_Code	CT16007	CT17001	CT17001	CT17002	CT17002	CT17004	CT17005	CT17006	CT17006	CT17007	CT17007	CT17009A
				Sample_Depth_Range	0.05-0.05	0.05-0.05	0.9-0.9	0.05-0.05	0.9-0.9	0.6-0.7	0.8-0.9	0.05-0.15	1.1-1.2	0.05-0.05	0.6-0.6	0.05-0.05
				Sampled_Date_Time	13/03/2020	11/03/2020	11/03/2020	11/03/2020	11/03/2020	04/03/2020	04/03/2020	04/03/2020	04/03/2020	18/02/2020	18/02/2020	06/04/2020
				LQM S4UL Public Open Space (POS) Residential - 1% SOM (GAC)												
Chem_Group	**ChemName**	**output unit**	**EQL**													
	Dimethoate	mg/kg	0.05		-	-	-	-	-	-	-	-	-	-	-	-
	Diuron	mg/kg			-	-	-	-	-	-	-	-	-	-	-	-
	Endosulfan I	mg/kg	0.05	1200	-	-	-	-	-	-	-	-	-	-	-	-
	Endosulfan II	mg/kg	0.05		-	-	-	-	-	-	-	-	-	-	-	-
	Endrin	mg/kg	0.05		-	-	-	-	-	-	-	-	-	-	-	-
	Fenitrothion	mg/kg	0.05		-	-	-	-	-	-	-	-	-	-	-	-
	Fenthion	mg/kg	0.05		-	-	-	-	-	-	-	-	-	-	-	-
	Fluroxypyr	mg/kg			-	-	-	-	-	-	-	-	-	-	-	-
	g-BHC (Lindane)	mg/kg	0.05	8.2	-	-	-	-	-	-	-	-	-	-	-	-
	Heptachlor	mg/kg	0.05		-	-	-	-	-	-	-	-	-	-	-	-
	Isodrin	mg/kg	0.05		-	-	-	-	-	-	-	-	-	-	-	-
	Isoproturon	mg/kg			-	-	-	-	-	-	-	-	-	-	-	-
	Linuron	mg/kg			-	-	-	-	-	-	-	-	-	-	-	-
	Malathion	mg/kg	0.05		-	-	-	-	-	-	-	-	-	-	-	-
	2-Methyl-4-chlorophenoxyacetic acid	mg/kg			-	-	-	-	-	-	-	-	-	-	-	-
	2-Methyl-4-Chlorophenoxy Butanoic Acid	mg/kg			-	-	-	-	-	-	-	-	-	-	-	-
	Mecoprop	mg/kg			-	-	-	-	-	-	-	-	-	-	-	-
	Methoxychlor	mg/kg	0.05		-	-	-	-	-	-	-	-	-	-	-	-
	Methyl parathion	mg/kg	0.05		-	-	-	-	-	-	-	-	-	-	-	-
	Mevinphos (Phosdrin)	mg/kg	0.05		-	-	-	-	-	-	-	-	-	-	-	-
	o,p-DDD	mg/kg	0.05		-	-	-	-	-	-	-	-	-	-	-	-
	o,p'-DDE	mg/kg	0.05		-	-	-	-	-	-	-	-	-	-	-	-
	Parathion	mg/kg	0.05		-	-	-	-	-	-	-	-	-	-	-	-
	Pendimethalin	mg/kg	0.05		-	-	-	-	-	-	-	-	-	-	-	-
	Phorate	mg/kg	0.05		-	-	-	-	-	-	-	-	-	-	-	-
	Prometryn	mg/kg	0.05		-	-	-	-	-	-	-	-	-	-	-	-
	Pronamide	mg/kg	0.05		-	-	-	-	-	-	-	-	-	-	-	-
	Propazine	mg/kg	0.05		-	-	-	-	-	-	-	-	-	-	-	-
	Simazine	mg/kg	0.05		-	-	-	-	-	-	-	-	-	-	-	-
	Terbutryn	mg/kg	0.05		-	-	-	-	-	-	-	-	-	-	-	-
	Terbutylazine	mg/kg	0.05		-	-	-	-	-	-	-	-	-	-	-	-
	Triadimefon	mg/kg	0.05		-	-	-	-	-	-	-	-	-	-	-	-
	Triclopyr	mg/kg			-	-	-	-	-	-	-	-	-	-	-	-
	Trifluralin	mg/kg	0.05		-	-	-	-	-	-	-	-	-	-	-	-
SVOC TIC	SVOC TICS - Detect	Detect			-	-	-	-	-	-	-	-	-	-	-	-
	SVOC Tentatively Identified Compounds	mg/kg	0.1		-	-	-	-	-	-	-	-	-	-	-	-
VOC TIC	VOC TICs - Detect	Detect			-	-	-	-	-	-	-	-	-	-	-	-
	VOC Tentatively Identified Compounds	mg/kg	0.01		-	-	-	-	-	-	-	-	-	-	-	-
Other	Temperature	°C			18	18.5 - 20.3	18.6	20.5	16.3 - 20	17.3	13.3	16.9	18.1	16	15.9	19.4
	Conductivity @ 20oC	µS/cm	14		99.9 - 111	64.7 - 185	181 - 189	50 - 81.3	137 - 598	83.7 - 97.7	72.4 - 79.6	453 - 489	49.1 - 62.5	44.3 - 48.8	46.8 - 57.5	34.1 - 36.9
	Moisture Content (dried @35oC)	%			18	26	19	29	20	34	40	27	18	30	22	27
	pH (Lab)	pH_Units	1		6.78 - 7.88	7.21 - 8.97	7.47 - 8.27	7.22 - 8.46	7.04 - 8.4	4.98 - 6.5	5.11 - 8.52	7.53 - 8.78	5.7 - 8	7.48 - 8.32	7.21 - 8.53	6.72 - 7.08
	Total Organic Carbon	%	0.2		2.65	2.65	0.283	2.86	0.263	2.7	4.35	2.03	0.484	2.65	0.952	3.64

Environmental Standards Comments
#1:GAC is only presented as speciated chromium. 7.7mg/kg is used for hexavalent. If hexavalent chromium (CrVI) data is available, a value of 1,500mg/kg may be appropriate for the remaining trivalent chromium (CrIII).
#2:C4SL for lead adopted
#3:GAC only presented as speciated mercury. 16mg/kg is used for elemental mercury. If the CSM indicates that elemental mercury is not a CoC and mercury is present in an inorganic form, a value of 120mg/kg for inorganic mercury may be appropriate
#4:Updated S4UL for nickel
#5:S4UL exceeds solubility saturation limit
#6:Criteria derived for Ali>C16-C35 split between Ali>C16-21 & Ali>C21-35. Requires summation of fractions to use Ali>C16-C35 criteria.
#7:Criteria presented is for p-xylene. A separate value is presented for o-xylene.
#8:S4UL based on a threshold protective of direct skin contact with phenol

Key
27.8 Result exceeds GAC

Notes
Where a range is given a determinand has been analysed for by more than one method

Chem_Group	ChemName	output unit	EQL	LQM S4UL Public Open Space (POS) Residential - 1% SOM (GAC)	CT17009A	CT17009A	CT18006	CT18006	CT18010	CT18010	CT18011	CT18011	CT18012	CT18013	CT18013	OH16002B
				Sample_Depth_Range	0.05-0.05	0.6-0.6	0.05-0.15	1.1-1.2	0.05-0.05	0.85-0.85	0.05-0.05	0.85-0.85	0.4-0.5	0.4-0.4	0.85-0.85	0.3
				Sampled_Date_Time	06/04/2020	06/04/2020	05/03/2020	05/03/2020	10/03/2020	10/03/2020	10/03/2020	10/03/2020	05/03/2020	10/03/2020	10/03/2020	22/01/2020
Metals	Antimony	mg/kg	0.6		-	-	-	-	-	-	1.11	<0.6	-	-	-	-
	Arsenic	mg/kg	0.6	79	10.5	13.1	12.3	13.3	9.64	21.1	9.93	11.2	13.2	12.2	11.3	13.8
	Boron	mg/kg	1	21000	1.34	1.19	1.38	1.62	<1	<1	<1	1.42	<1	1.83	1.52	1.38
	Cadmium	mg/kg	0.02	120	0.364	0.315	0.192	0.192	0.36	0.208	0.384	0.165	0.0943	0.239	0.151	<0.02
	Chromium (hexavalent)	mg/kg	0.6	7.7	<0.6	<0.6	<0.6	<0.6	<0.6	<0.6	<0.6	<0.6	<0.6	<0.6	<0.6	<0.6
	Chromium	mg/kg	0.9	#1	41.5	35	34.2	32.5	21.2	14.9	21.9	35.1	19.1	34.8	37.5	62
	Copper	mg/kg	1.4	12000	22.7	20.8	13.7	25.6	12	13.7	12.4	24.8	11.8	23.9	22.9	31
	Lead	mg/kg	0.7	630#2	32.5	12	11.9	11.4	22.5	8.25	24.1	9.3	10.1	11.3	10	14.9
	Mercury	mg/kg	0.14	#3	<0.14	<0.14	<0.14	<0.14	<0.14	<0.14	<0.14	<0.14	<0.14	<0.14	<0.14	<0.14
	Molybdenum	mg/kg	0.1		-	-	-	-	-	-	0.632	<0.1	-	-	-	-
	Nickel	mg/kg	0.2	230#4	23.6	48.1	33.2	36.2	14.9	31.8	17.1	33.8	31.6	36	35.3	32.7
	Selenium	mg/kg	1	1100	<1	<1	<1	<1	<1	<1	<1	<1	<1	<1	<1	<1
	Vanadium	mg/kg	0.2	2000	-	-	-	-	-	-	46	75.5	-	-	-	-
	Zinc	mg/kg	1.9	81000	96.2	74	52	66.1	50	37.8	53.8	67.7	34.3	63.2	121	107
Asbestos	Anthophyllite	Detect			0	0	0	0	0	0	0	0	0	0	0	0
	Asbestos: Actinolite	Detect			0	0	0	0	0	0	0	0	0	0	0	0
	Crocidolite Asbestos	Detect			0	0	0	0	0	0	0	0	0	0	0	0
	Chrysotile Asbestos	Detect			0	0	0	0	0	0	0	0	0	0	0	0
	Amosite Asbestos	Detect			0	0	0	0	0	0	0	0	0	0	0	0
	Non-Asbestos Fibre	Detect			0	0	0	0	0	0	0	0	0	0	1	0
	Tremolite	Detect			0	0	0	0	0	0	0	0	0	0	0	0
Inorganics	Ammoniacal Nitrogen as N	mg/kg	12		-	-	-	-	-	-	<12	<12	-	-	-	-
	Cyanide (Free)	mg/kg	1		<1	<1	<1	<1	<1	<1	<1	<1	<1	<1	<1	<1
	Cyanide Total	mg/kg	1		<1	<1	<1	<1	<1	<1	<1	<1	<1	<1	<1	<1
	cyanides-complex	mg/kg	1		<1	<1	<1	<1	<1	<1	<1	<1	<1	<1	<1	<1
PAH	Naphthalene	mg/kg	0.009	4900	<0.009	<0.009	<0.009	<0.009	<0.009	<0.009	<0.009	<0.009	<0.009	<0.009	<0.009	<0.009
	Acenaphthene	mg/kg	0.008	15000	<0.008	<0.008	<0.008	<0.008	<0.008	<0.008	<0.008	<0.008	<0.008	<0.008	<0.008	<0.008
	Acenaphthylene	mg/kg	0.012	15000	<0.012	<0.012	<0.012	<0.012	<0.012	<0.012	<0.012	<0.012	<0.012	<0.012	<0.012	<0.012
	Fluoranthene	mg/kg	0.017	3100	<0.017	<0.017	<0.017	<0.017	0.0235	<0.017	0.0279	<0.017	<0.017	<0.017	<0.017	<0.017
	Anthracene	mg/kg	0.016	74000	<0.016	<0.016	<0.016	<0.016	<0.016	<0.016	<0.016	<0.016	<0.016	<0.016	<0.016	<0.016
	Phenanthrene	mg/kg	0.015	3100	<0.015	<0.015	<0.015	<0.015	<0.015	<0.015	<0.015	<0.015	<0.015	<0.015	<0.015	<0.015
	Fluorene	mg/kg	0.01	9900	<0.01	<0.01	<0.01	<0.01	<0.01	<0.01	<0.01	<0.01	<0.01	<0.01	<0.01	<0.01
	Chrysene	mg/kg	0.01	57	<0.01	<0.01	<0.01	<0.01	0.0133	<0.01	0.0124	<0.01	<0.01	<0.01	<0.01	<0.01
	Pyrene	mg/kg	0.015	7400	<0.015	<0.015	<0.015	<0.015	0.0209	<0.015	0.0238	<0.015	<0.015	<0.015	<0.015	<0.015
	Benzo(a)anthracene	mg/kg	0.014	29	<0.014	<0.014	<0.014	<0.014	<0.014	<0.014	<0.014	<0.014	<0.014	<0.014	<0.014	<0.014
	Benzo(b)fluoranthene	mg/kg	0.015	7.1	<0.015	<0.015	<0.015	<0.015	0.0211	<0.015	0.019	<0.015	<0.015	<0.015	<0.015	<0.015
	Benzo(k)fluoranthene	mg/kg	0.014	190	<0.014	<0.014	<0.014	<0.014	<0.014	<0.014	<0.014	<0.014	<0.014	<0.014	<0.014	<0.014
	Benzo(a)pyrene	mg/kg	0.015	5.7	<0.015	<0.015	<0.015	<0.015	<0.015	<0.015	<0.015	<0.015	<0.015	<0.015	<0.015	<0.015
	Dibenz(a,h)anthracene	mg/kg	0.023	0.57	<0.023	<0.023	<0.023	<0.023	<0.023	<0.023	<0.023	<0.023	<0.023	<0.023	<0.023	<0.023
	Benzo(g,h,i)perylene	mg/kg	0.024	640	<0.024	<0.024	<0.024	<0.024	<0.024	<0.024	<0.024	<0.024	<0.024	<0.024	<0.024	<0.024
	Indeno(1,2,3-c,d)pyrene	mg/kg	0.018	82	<0.018	<0.018	<0.018	<0.018	<0.018	<0.018	<0.018	<0.018	<0.018	<0.018	<0.018	<0.018
	PAH 16 Total	mg/kg	0.118		<0.118	<0.118	<0.118	<0.118	<0.118	<0.118	<0.118	<0.118	<0.118	<0.118	<0.118	<0.118
TPH CWG	>C5-C6 Aliphatics	mg/kg	0.01	(sol)570000#5	-	-	-	-	-	-	<0.01	<0.01	-	-	-	-
	>C6-C8 Aliphatics	mg/kg	0.01	600000	-	-	-	-	-	-	<0.01	<0.01	-	-	-	-
	>C10-C44 Aliphatics	mg/kg	5		-	-	-	-	-	-	<5	<5	-	-	-	-
	>C10-C44 Aliphatics/Aromatics	mg/kg	10		-	-	-	-	-	-	<10	<10	-	-	-	-
	>C8-C10 Aliphatics	mg/kg	0.01	13000	-	-	-	-	-	-	<0.01	<0.01	-	-	-	-
	>C10-C12 Aliphatics	mg/kg	1	13000	-	-	-	-	-	-	<1	<1	-	-	-	-
	>C12-C16 Aliphatics	mg/kg	1	13000	-	-	-	-	-	-	<1	<1	-	-	-	-
	>C16-C21 Aliphatics	mg/kg	1	125000#6	-	-	-	-	-	-	<1	<1	-	-	-	-
	>C21-C35 Aliphatics	mg/kg	1	125000#6	-	-	-	-	-	-	<1	<1	-	-	-	-
	>C35-C44 Aliphatics	mg/kg	1	250000	-	-	-	-	-	-	<1	<1	-	-	-	-
	>C5-C10 Aliphatics	mg/kg	0.05		-	-	-	-	-	-	<0.05	<0.05	-	-	-	-
	>EC5-EC10 Aromatics	mg/kg	0.05		-	-	-	-	-	-	<0.05	<0.05	-	-	-	-
	>EC6-EC7 Aromatics	mg/kg	0.01		-	-	-	-	-	-	<0.01	<0.01	-	-	-	-
	>EC7-EC8 Aromatics	mg/kg	0.01	56000	-	-	-	-	-	-	<0.01	<0.01	-	-	-	-
	>EC8-EC10 Aromatics	mg/kg	0.01	5000	-	-	-	-	-	-	<0.01	<0.01	-	-	-	-
	>EC10-EC12 Aromatics	mg/kg	1	5000	-	-	-	-	-	-	<1	<1	-	-	-	-
	>EC10-EC44 Aromatics	mg/kg	5		-	-	-	-	-	-	<5	<5	-	-	-	-
	>EC12-EC16 Aromatics	mg/kg	1	5100	-	-	-	-	-	-	<1	<1	-	-	-	-
	>EC16-EC21 Aromatics	mg/kg	1	3800	-	-	-	-	-	-	<1	<1	-	-	-	-
	>EC21-EC35 Aromatics	mg/kg	1	3800	-	-	-	-	-	-	<1	<1	-	-	-	-
	>EC35-EC44 Aromatics	mg/kg	1	3800	-	-	-	-	-	-	<1	<1	-	-	-	-
	>EC40-EC44 Aromatics	mg/kg	1		-	-	-	-	-	-	<1	<1	-	-	-	-
	TPH Aliphatics & Aromatics >C5-44	mg/kg	10		-	-	-	-	-	-	<10	<10	-	-	-	-
TPH	>C5-C6	mg/kg	0.02		<0.02	<0.02	<0.02	<0.02	<0.02	<0.02	-	-	<0.02	<0.02	<0.02	0.0205
	>C6-C7	mg/kg	0.02		<0.02	<0.02	<0.02	<0.02	<0.02	<0.02	-	-	<0.02	<0.02	<0.02	0.0948
	>C7-C8	mg/kg	0.02		<0.02	<0.02	<0.02	<0.02	<0.02	<0.02	-	-	<0.02	<0.02	<0.02	0.209
	>C8-C10	mg/kg	0.02		<0.02	<0.02	<0.02	<0.02	<0.02	<0.02	-	-	<0.02	<0.02	<0.02	0.223
	>C10-C12	mg/kg	0.02		<0.02	<0.02	<0.02	<0.02	<0.02	<0.02	-	-	<0.02	<0.02	<0.02	<35 - 0.139
	>C12-C16	mg/kg	35		<35	<35	<35	<35	<35	<35	-	-	<35	<35	<35	<35
	>C16-C21	mg/kg	35		<35	<35	<35	<35	<35	<35	-	-	<35	<35	<35	<35
	>C21-C28	mg/kg	35		<35	<35	<35	<35	<35	<35	-	-	<35	<35	<35	<35
	>C28-C35	mg/kg	35		<35	<35	<35	<35	<35	<35	-	-	<35	<35	<35	<35
	>C35-C40	mg/kg	35		<35	<35	<35	<35	<35	<35	-	-	<35	<35	<35	<35
	GRO >C5-10	mg/kg	0.02		-	-	-	-	-	-	<0.02	<0.02	-	-	-	-
	EPH>C5-40	mg/kg	35		-	-	-	-	-	-	-	-	-	-	-	-
	EPH >C10-40	mg/kg	35		40.2	<35	<35	<35	<35	<35	-	-	<35	<35	<35	<35
	GRO >C5-12	mg/kg	0.1		<0.1	<0.1	<0.1	<0.1	<0.1	<0.1	-	-	<0.1	<0.1	<0.1	0.686
	Total Petroleum Hydrocarbons	mg/kg	35		40.2	<35	<35	<35	<35	<35	-	-	<35	<35	<35	<35
BTEX and MTBE	Benzene	mg/kg	0.009	72	<0.18	<0.009	<0.009	<0.009	<0.009	<0.009	<0.009	<0.009	<0.009	<0.009	<0.009	<0.009
	Toluene	mg/kg	0.007	56000	<0.14	<0.007	<0.007	<0.007	<0.007	<0.007	<0.007	<0.007	<0.007	<0.007	<0.007	<0.007
	Ethylbenzene	mg/kg	0.004	24000	<0.08	<0.004	<0.004	<0.004	<0.004	<0.004	<0.004	<0.004	<0.004	<0.004	<0.004	<0.004
	Xylene (m & p)	mg/kg	0.01	41000#7	<0.2	<0.01	<0.01	<0.01	<0.01	<0.01	<0.01	<0.01	<0.01	<0.01	<0.01	<0.01
	Xylene (o)	mg/kg	0.01	41000	<0.2	<0.01	<0.01	<0.01	<0.01	<0.01	<0.01	<0.01	<0.01	<0.01	<0.01	<0.01
	Xylene Total	mg/kg	0.02		-	-	-	-	-	-	<0.02	<0.02	-	-	-	-
	MTBE	mg/kg	0.01		<0.2	<0.01	<0.01	<0.01	<0.01	<0.01	<0.01	<0.01	<0.01	<0.01	<0.01	<0.01
	Total BTEX	mg/kg	0.04		<0.8	<0.04	<0.04	<0.04	<0.04	<0.04	<0.04	<0.04	<0.04	<0.04	<0.04	<0.04
VOC	Styrene	mg/kg	0.01		-	-	-	-	-	-	-	-	-	-	-	-
	cis-1,3-dichloropropene	mg/kg	0.01		-	-	-	-	-	-	-	-	-	-	-	-
	trans-1,3-dichloropropene	mg/kg	0.01		-	-	-	-	-	-	-	-	-	-	-	-
	1,1,1,2-tetrachloroethane	mg/kg	0.01	1400	-	-	-	-	-	-	-	-	-	-	-	-
	1,1,1-trichloroethane	mg/kg	0.007	140000	-	-	-	-	-	-	-	-	-	-	-	-
	1,1,2,2-tetrachloroethane	mg/kg	0.01	1400	-	-	-	-	-	-	-	-	-	-	-	-
	1,1,2-trichloroethane	mg/kg	0.01		-	-	-	-	-	-	-	-	-	-	-	-
	1,1-dichloroethane	mg/kg	0.008		-	-	-	-	-	-	-	-	-	-	-	-
	1,1-dichloroethene	mg/kg	0.01		-	-	-	-	-	-	-	-	-	-	-	-
	1,1-dichloropropene	mg/kg	0.01		-	-	-	-	-	-	-	-	-	-	-	-
	1,2,3-trichloropropane	mg/kg	0.016		-	-	-	-	-	-	-	-	-	-	-	-
	1,2,4-trimethylbenzene	mg/kg	0.009		-	-	-	-	-	-	-	-	-	-	-	-
	1,2-dibromo-3-chloropropane	mg/kg	0.014		-	-	-	-	-	-	-	-	-	-	-	-
	1,2-dibromoethane	mg/kg	0.01		-	-	-	-	-	-	-	-	-	-	-	-
	1,2-dichloroethane	mg/kg	0.005	29	-	-	-	-	-	-	-	-	-	-	-	-
	1,2-dichloropropane	mg/kg	0.01		-	-	-	-	-	-	-	-	-	-	-	-
	1,3,5-trimethylbenzene	mg/kg	0.008		-	-	-	-	-	-	-	-	-	-	-	-
	1,3-dichloropropane	mg/kg	0.007		-	-	-	-	-	-	-	-	-	-	-	-
	2,2-dichloropropane	mg/kg	0.01		-	-	-	-	-	-	-	-	-	-	-	-
	2-chlorotoluene	mg/kg	0.009		-	-	-	-	-	-	-	-	-	-	-	-
	4-chlorotoluene	mg/kg	0.01		-	-	-	-	-	-	-	-	-	-	-	-
	Bromobenzene	mg/kg	0.01		-	-	-	-	-	-	-	-	-	-	-	-
	Bromochloromethane	mg/kg	0.01		-	-	-	-	-	-	-	-	-	-	-	-
	Bromodichloromethane	mg/kg	0.007		-	-	-	-	-	-	-	-	-	-	-	-
	Bromoform	mg/kg	0.01		-	-	-	-	-	-	-	-	-	-	-	-
	Bromomethane	mg/kg	0.01		-	-	-	-	-	-	-	-	-	-	-	-
	Carbon disulfide	mg/kg	0.007	11000	-	-	-	-	-	-	-	-	-	-	-	-
	Carbon tetrachloride	mg/kg	0.01	890	-	-	-	-	-	-	-	-	-	-	-	-
	Chlorodibromomethane	mg/kg	0.01		-	-	-	-	-	-	-	-	-	-	-	-
	Chloroethane	mg/kg	0.01		-	-	-	-	-	-	-	-	-	-	-	-
	Chloroform	mg/kg	0.008	2500	-	-	-	-	-	-	-	-	-	-	-	-

				Location_Code	CT17009A	CT17009A	CT18006	CT18006	CT18010	CT18010	CT18011	CT18011	CT18012	CT18013	CT18013	OH16002B
				Sample_Depth_Range	0.05-0.05	0.6-0.6	0.05-0.15	1.1-1.2	0.05-0.05	0.85-0.85	0.05-0.05	0.85-0.85	0.4-0.5	0.4-0.4	0.85-0.85	0.3
				Sampled_Date_Time	06/04/2020	06/04/2020	05/03/2020	05/03/2020	10/03/2020	10/03/2020	10/03/2020	10/03/2020	05/03/2020	10/03/2020	10/03/2020	22/01/2020
				LQM S4UL Public Open Space (POS) Residential - 1% SOM (GAC)												
Chem_Group	ChemName	output unit	EQL													
	Chloromethane	mg/kg	0.007		-	-	-	-	-	-	-	-	-	-	-	-
	cis-1,2-dichloroethene	mg/kg	0.006		-	-	-	-	-	-	-	-	-	-	-	-
	Dibromomethane	mg/kg	0.009		-	-	-	-	-	-	-	-	-	-	-	-
	Dichlorodifluoromethane	mg/kg	0.006		-	-	-	-	-	-	-	-	-	-	-	-
	Dichloromethane	mg/kg	0.01		-	-	-	-	-	-	-	-	-	-	-	-
	Isopropylbenzene	mg/kg	0.005		-	-	-	-	-	-	-	-	-	-	-	-
	n-butylbenzene	mg/kg	0.011		-	-	-	-	-	-	-	-	-	-	-	-
	n-propylbenzene	mg/kg	0.01		-	-	-	-	-	-	-	-	-	-	-	-
	p-isopropyltoluene	mg/kg	0.01		-	-	-	-	-	-	-	-	-	-	-	-
	sec-butylbenzene	mg/kg	0.01		-	-	-	-	-	-	-	-	-	-	-	-
	Trichloroethene	mg/kg	0.009	120	-	-	-	-	-	-	-	-	-	-	-	-
	tert-butylbenzene	mg/kg	0.014		-	-	-	-	-	-	-	-	-	-	-	-
	Tetrachloroethene	mg/kg	0.005	1400	-	-	-	-	-	-	-	-	-	-	-	-
	trans-1,2-dichloroethene	mg/kg	0.01		-	-	-	-	-	-	-	-	-	-	-	-
	Trichlorofluoromethane	mg/kg	0.006		-	-	-	-	-	-	-	-	-	-	-	-
	Vinyl chloride	mg/kg	0.006	3.5	-	-	-	-	-	-	-	-	-	-	-	-
	tert-Amyl methyl ether	mg/kg	0.01		-	-	-	-	-	-	-	-	-	-	-	-
VOC/SVOC	1,2,3-trichlorobenzene	mg/kg	0.02	1800	-	-	-	-	-	-	-	-	-	-	-	-
	1,2,4-trichlorobenzene	mg/kg	0.02	15000	-	-	-	-	-	-	-	-	-	-	-	-
	1,2-dichlorobenzene	mg/kg	0.01	90000	-	-	-	-	-	-	-	-	-	-	-	-
	1,3-dichlorobenzene	mg/kg	0.008	300	-	-	-	-	-	-	-	-	-	-	-	-
	1,4-dichlorobenzene	mg/kg	0.005	17000	-	-	-	-	-	-	-	-	-	-	-	-
	Chlorobenzene	mg/kg	0.005	11000	-	-	-	-	-	-	-	-	-	-	-	-
	Hexachlorobutadiene	mg/kg	0.02	25	-	-	-	-	-	-	-	-	-	-	-	-
SVOC	4-bromophenyl phenyl ether	mg/kg	0.1		-	-	-	-	-	-	-	-	-	-	-	-
	4-nitroaniline	mg/kg	0.1		-	-	-	-	-	-	-	-	-	-	-	-
	4-nitrophenol	mg/kg	0.1		-	-	-	-	-	-	-	-	-	-	-	-
	2,4,5-trichlorophenol	mg/kg	0.1		-	-	-	-	-	-	-	-	-	-	-	-
	2,4,6-trichlorophenol	mg/kg	0.1		-	-	-	-	-	-	-	-	-	-	-	-
	2,4-dichlorophenol	mg/kg	0.1		-	-	-	-	-	-	-	-	-	-	-	-
	2,4-dimethylphenol	mg/kg	0.1		-	-	-	-	-	-	-	-	-	-	-	-
	2,4-dinitrotoluene	mg/kg	0.1		-	-	-	-	-	-	-	-	-	-	-	-
	2,6-dinitrotoluene	mg/kg	0.1		-	-	-	-	-	-	-	-	-	-	-	-
	2-chloronaphthalene	mg/kg	0.1		-	-	-	-	-	-	-	-	-	-	-	-
	2-chlorophenol	mg/kg	0.1		-	-	-	-	-	-	-	-	-	-	-	-
	2-methylnaphthalene	mg/kg	0.1		-	-	-	-	-	-	-	-	-	-	-	-
	2-methylphenol	mg/kg	0.1		-	-	-	-	-	-	-	-	-	-	-	-
	2-nitroaniline	mg/kg	0.1		-	-	-	-	-	-	-	-	-	-	-	-
	2-nitrophenol	mg/kg	0.1		-	-	-	-	-	-	-	-	-	-	-	-
	3-nitroaniline	mg/kg	0.1		-	-	-	-	-	-	-	-	-	-	-	-
	4-chloro-3-methylphenol	mg/kg	0.1		-	-	-	-	-	-	-	-	-	-	-	-
	4-chloroaniline	mg/kg	0.1		-	-	-	-	-	-	-	-	-	-	-	-
	4-chlorophenyl phenyl ether	mg/kg	0.1		-	-	-	-	-	-	-	-	-	-	-	-
	4-methylphenol	mg/kg	0.1		-	-	-	-	-	-	-	-	-	-	-	-
	Azobenzene	mg/kg	0.1		-	-	-	-	-	-	-	-	-	-	-	-
	Bis(2-chloroethoxy) methane	mg/kg	0.1		-	-	-	-	-	-	-	-	-	-	-	-
	Bis(2-chloroethyl)ether	mg/kg	0.1		-	-	-	-	-	-	-	-	-	-	-	-
	Bis(2-chloroisopropyl) ether	mg/kg	0.1		-	-	-	-	-	-	-	-	-	-	-	-
	Bis(2-ethylhexyl) phthalate	mg/kg	0.1		-	-	-	-	-	-	-	-	-	-	-	-
	Butyl benzyl phthalate	mg/kg	0.1		-	-	-	-	-	-	-	-	-	-	-	-
	Carbazole	mg/kg	0.1		-	-	-	-	-	-	-	-	-	-	-	-
	Dibenzofuran	mg/kg	0.1		-	-	-	-	-	-	-	-	-	-	-	-
	Diethylphthalate	mg/kg	0.1		-	-	-	-	-	-	-	-	-	-	-	-
	Dimethyl phthalate	mg/kg	0.1		-	-	-	-	-	-	-	-	-	-	-	-
	Di-n-butyl phthalate	mg/kg	0.1		-	-	-	-	-	-	-	-	-	-	-	-
	Di-n-octyl phthalate	mg/kg	0.1		-	-	-	-	-	-	-	-	-	-	-	-
	Hexachlorobenzene	mg/kg	0.05	16	-	-	-	-	-	-	-	-	-	-	-	-
	Hexachlorocyclopentadiene	mg/kg	0.1		-	-	-	-	-	-	-	-	-	-	-	-
	Hexachloroethane	mg/kg	0.1		-	-	-	-	-	-	-	-	-	-	-	-
	Isophorone	mg/kg	0.1		-	-	-	-	-	-	-	-	-	-	-	-
	Nitrobenzene	mg/kg	0.1		-	-	-	-	-	-	-	-	-	-	-	-
	N-nitrosodi-n-propylamine	mg/kg	0.1		-	-	-	-	-	-	-	-	-	-	-	-
	Pentachlorophenol	mg/kg	0.1	60	-	-	-	-	-	-	-	-	-	-	-	-
PCB	Heptachlorobiphenyl, 2,3,3,4,4,5,5- (PCB 189)	mg/kg	0.003		-	-	-	-	-	-	<0.003	<0.003	-	-	-	-
	Hexachlorobiphenyl, 2,3,3,4,4,5- (PCB 156)	mg/kg	0.003		-	-	-	-	-	-	<0.003	<0.003	-	-	-	-
	Hexachlorobiphenyl, 2,3,3,4,4,5- (PCB 157)	mg/kg	0.003		-	-	-	-	-	-	<0.003	<0.003	-	-	-	-
	Hexachlorobiphenyl, 2,3,4,4,5,5- (PCB 167)	mg/kg	0.003		-	-	-	-	-	-	<0.003	<0.003	-	-	-	-
	Hexachlorobiphenyl, 3,3,4,4,5,5- (PCB 169)	mg/kg	0.003		-	-	-	-	-	-	<0.003	<0.003	-	-	-	-
	PCB 101	mg/kg	0.003		-	-	-	-	-	-	<0.003	<0.003	-	-	-	-
	PCB 118	mg/kg	0.003		-	-	-	-	-	-	<0.003	<0.003	-	-	-	-
	PCB 138	mg/kg	0.003		-	-	-	-	-	-	<0.003	<0.003	-	-	-	-
	PCB 153	mg/kg	0.003		-	-	-	-	-	-	<0.003	<0.003	-	-	-	-
	PCB 180	mg/kg	0.003		-	-	-	-	-	-	<0.003	<0.003	-	-	-	-
	PCB 28	mg/kg	0.003		-	-	-	-	-	-	<0.003	<0.003	-	-	-	-
	PCB 52	mg/kg	0.003		-	-	-	-	-	-	<0.003	<0.003	-	-	-	-
	Pentachlorobiphenyl, 2,3,3,4,4- (PCB 105)	mg/kg	0.003		-	-	-	-	-	-	<0.003	<0.003	-	-	-	-
	Pentachlorobiphenyl, 2,3,4,4,5- (PCB 114)	mg/kg	0.003		-	-	-	-	-	-	<0.003	<0.003	-	-	-	-
	Pentachlorobiphenyl, 2,3,4,4,5- (PCB 123)	mg/kg	0.003		-	-	-	-	-	-	<0.003	<0.003	-	-	-	-
	Pentachlorobiphenyl, 3,3,4,4,5- (PCB 126)	mg/kg	0.003		-	-	-	-	-	-	<0.003	<0.003	-	-	-	-
	Tetrachlorobiphenyl, 3,3,4,4- (PCB 77)	mg/kg	0.003		-	-	-	-	-	-	<0.003	<0.003	-	-	-	-
	Tetrachlorobiphenyl, 3,4,4,5- (PCB 81)	mg/kg	0.003		-	-	-	-	-	-	<0.003	<0.003	-	-	-	-
	Total PCB 7 Congeners	mg/kg	0.021		-	-	-	-	-	-	<0.021	<0.021	-	-	-	-
	Total PCB WHO 12	mg/kg	0.036		-	-	-	-	-	-	<0.036	<0.036	-	-	-	-
Phenolics	Xylenols	mg/kg	0.015		<0.015	<0.015	<0.015	<0.015	<0.015	<0.015	<0.015	<0.015	<0.015	<0.015	<0.015	<0.015
	Cresol Total	mg/kg	0.01		0.0738	<0.01	<0.01	<0.01	<0.01	<0.01	<0.01	<0.01	<0.01	<0.01	<0.01	<0.01
	Phenol	mg/kg	0.01	(dir)760[88]	0.0369	<0.01	<0.01	<0.01	<0.01	<0.01	<0.01	<0.01	<0.01	<0.01	<0.01	<0.01
	Phenols Monohydric	mg/kg	0.035		0.111	<0.035	<0.035	<0.035	<0.035	<0.035	<0.035	<0.035	<0.035	<0.035	<0.035	<0.035
Organotins	Dibutyltin	mg/kg			-	-	-	-	-	-	-	-	-	-	-	-
	Monophenyltin	mg/kg			-	-	-	-	-	-	<0.02	<0.02	-	-	-	-
	Diphenyltin	mg/kg			-	-	-	-	-	-	-	-	-	-	-	-
	Monobutyltin	mg/kg			-	-	-	-	-	-	-	-	-	-	-	-
	Tetrabutyltin	mg/kg			-	-	-	-	-	-	-	-	-	-	-	-
	Tributyltin	mg/kg			-	-	-	-	-	-	<0.02	<0.02	-	-	-	-
	Triphenyltin	mg/kg			-	-	-	-	-	-	-	-	-	-	-	-
Pesticides	Heptachlor epoxide	mg/kg	0.05		-	-	-	-	-	-	-	-	-	-	-	-
	2,4,5-TP (Silvex)	mg/kg			-	-	-	-	-	-	-	-	-	-	-	-
	Hedonal	mg/kg			-	-	-	-	-	-	-	-	-	-	-	-
	2,4-DDT	mg/kg	0.05		-	-	-	-	-	-	-	-	-	-	-	-
	2,4-Dichlorprop	mg/kg			-	-	-	-	-	-	-	-	-	-	-	-
	4-(2,4-Dichlorophenoxy)butyric Acid (2,4-DB)	mg/kg			-	-	-	-	-	-	-	-	-	-	-	-
	4,4-DDE	mg/kg	0.05		-	-	-	-	-	-	-	-	-	-	-	-
	a-BHC	mg/kg	0.05	24	-	-	-	-	-	-	-	-	-	-	-	-
	Aldrin	mg/kg	0.05	18	-	-	-	-	-	-	-	-	-	-	-	-
	Atrazine	mg/kg	0.05	1200	-	-	-	-	-	-	-	-	-	-	-	-
	Azinophos methyl	mg/kg	0.05		-	-	-	-	-	-	-	-	-	-	-	-
	b-BHC	mg/kg	0.05	8.1	-	-	-	-	-	-	-	-	-	-	-	-
	Bentazone	mg/kg			-	-	-	-	-	-	-	-	-	-	-	-
	Chlordane (cis)	mg/kg	0.05		-	-	-	-	-	-	-	-	-	-	-	-
	Chlordane (trans)	mg/kg	0.05		-	-	-	-	-	-	-	-	-	-	-	-
	Chlorfenvinphos	mg/kg	0.05		-	-	-	-	-	-	-	-	-	-	-	-
	Chlorotoluron	mg/kg			-	-	-	-	-	-	-	-	-	-	-	-
	Chlorpyrifos-methyl	mg/kg	0.05		-	-	-	-	-	-	-	-	-	-	-	-
	Cyanazine	mg/kg			-	-	-	-	-	-	-	-	-	-	-	-
	d-BHC	mg/kg	0.05		-	-	-	-	-	-	-	-	-	-	-	-
	DDD	mg/kg	0.05		-	-	-	-	-	-	-	-	-	-	-	-
	DDT	mg/kg	0.05		-	-	-	-	-	-	-	-	-	-	-	-
	Diazinon	mg/kg	0.05		-	-	-	-	-	-	-	-	-	-	-	-
	Dichlorvos	mg/kg	0.05	16	-	-	-	-	-	-	-	-	-	-	-	-
	Dieldrin	mg/kg	0.05	18	-	-	-	-	-	-	-	-	-	-	-	-

					Location_Code	CT17009A	CT17009A	CT18006	CT18006	CT18010	CT18010	CT18011	CT18011	CT18012	CT18013	CT18013	OH16002B
					Sample_Depth_Range	0.05-0.05	0.6-0.6	0.05-0.15	1.1-1.2	0.05-0.05	0.85-0.85	0.05-0.05	0.85-0.85	0.4-0.5	0.4-0.4	0.85-0.85	0.3
					Sampled_Date_Time	06/04/2020	06/04/2020	05/03/2020	05/03/2020	10/03/2020	10/03/2020	10/03/2020	10/03/2020	05/03/2020	10/03/2020	10/03/2020	22/01/2020
Chem_Group	ChemName	output unit	EQL	LQM S4UL Public Open Space (POS) Residential - 1% SOM (GAC)													
	Dimethoate	mg/kg	0.05		-	-	-	-	-	-	-	-	-	-	-	-	-
	Diuron	mg/kg			-	-	-	-	-	-	-	-	-	-	-	-	-
	Endosulfan I	mg/kg	0.05	1200	-	-	-	-	-	-	-	-	-	-	-	-	-
	Endosulfan II	mg/kg	0.05		-	-	-	-	-	-	-	-	-	-	-	-	-
	Endrin	mg/kg	0.05		-	-	-	-	-	-	-	-	-	-	-	-	-
	Fenitrothion	mg/kg	0.05		-	-	-	-	-	-	-	-	-	-	-	-	-
	Fenthion	mg/kg	0.05		-	-	-	-	-	-	-	-	-	-	-	-	-
	Fluroxypyr	mg/kg			-	-	-	-	-	-	-	-	-	-	-	-	-
	g-BHC (Lindane)	mg/kg	0.05	8.2	-	-	-	-	-	-	-	-	-	-	-	-	-
	Heptachlor	mg/kg	0.05		-	-	-	-	-	-	-	-	-	-	-	-	-
	Isodrin	mg/kg	0.05		-	-	-	-	-	-	-	-	-	-	-	-	-
	Isoproturon	mg/kg			-	-	-	-	-	-	-	-	-	-	-	-	-
	Linuron	mg/kg			-	-	-	-	-	-	-	-	-	-	-	-	-
	Malathion	mg/kg	0.05		-	-	-	-	-	-	-	-	-	-	-	-	-
	2-Methyl-4-chlorophenoxyacetic acid	mg/kg			-	-	-	-	-	-	-	-	-	-	-	-	-
	2-Methyl-4-Chlorophenoxy Butanoic Acid	mg/kg			-	-	-	-	-	-	-	-	-	-	-	-	-
	Mecoprop	mg/kg			-	-	-	-	-	-	-	-	-	-	-	-	-
	Methoxychlor	mg/kg	0.05		-	-	-	-	-	-	-	-	-	-	-	-	-
	Methyl parathion	mg/kg	0.05		-	-	-	-	-	-	-	-	-	-	-	-	-
	Mevinphos (Phosdrin)	mg/kg	0.05		-	-	-	-	-	-	-	-	-	-	-	-	-
	o,p-DDD	mg/kg	0.05		-	-	-	-	-	-	-	-	-	-	-	-	-
	o,p'-DDE	mg/kg	0.05		-	-	-	-	-	-	-	-	-	-	-	-	-
	Parathion	mg/kg	0.05		-	-	-	-	-	-	-	-	-	-	-	-	-
	Pendimethalin	mg/kg	0.05		-	-	-	-	-	-	-	-	-	-	-	-	-
	Phorate	mg/kg	0.05		-	-	-	-	-	-	-	-	-	-	-	-	-
	Prometryn	mg/kg	0.05		-	-	-	-	-	-	-	-	-	-	-	-	-
	Pronamide	mg/kg	0.05		-	-	-	-	-	-	-	-	-	-	-	-	-
	Propazine	mg/kg	0.05		-	-	-	-	-	-	-	-	-	-	-	-	-
	Simazine	mg/kg	0.05		-	-	-	-	-	-	-	-	-	-	-	-	-
	Terbutryn	mg/kg	0.05		-	-	-	-	-	-	-	-	-	-	-	-	-
	Terbutylazine	mg/kg	0.05		-	-	-	-	-	-	-	-	-	-	-	-	-
	Triadimefon	mg/kg	0.05		-	-	-	-	-	-	-	-	-	-	-	-	-
	Triclopyr	mg/kg			-	-	-	-	-	-	-	-	-	-	-	-	-
	Trifluralin	mg/kg	0.05		-	-	-	-	-	-	-	-	-	-	-	-	-
SVOC TIC	SVOC TICS - Detect	Detect			-	-	-	-	-	-	-	-	-	-	-	-	-
	SVOC Tentatively Identified Compounds	mg/kg	0.1		-	-	-	-	-	-	-	-	-	-	-	-	-
VOC TIC	VOC TICs - Detect	Detect			-	-	-	-	-	-	-	-	-	-	-	-	-
	VOC Tentatively Identified Compounds	mg/kg	0.01		-	-	-	-	-	-	-	-	-	-	-	-	-
Other	Temperature	°C			19.3	19.4	17.6	17.2	15	17.9	14.6	12.8	16.9	18.2	18.1	17.4	
	Conductivity @ 20oC	µS/cm	14		61.2 - 92.3	121 - 122	316 - 322	554 - 562	32.1 - 44.9	241 - 422	24 - 29.8	270 - 303	293 - 334	1680 - 2160	2580 - 2620	83.7 - 99.8	
	Moisture Content (dried @35oC)	%			18	18	21	24	16	15	18	17	19	17	16	37	
	pH (Lab)	pH_Units	1		6.69 - 7.77	7.63 - 7.75	7.89 - 8.58	8.1 - 8.45	6.22 - 7.23	7.22 - 8.5	6 - 7.23	8.38 - 8.45	8.28 - 8.55	7.7 - 8.13	7.94 - 8.14	7.12 - 8.39	
	Total Organic Carbon	%	0.2		4.13	<0.2	0.308	<0.2	0.908	<0.2	0.699	<0.2	<0.2	<0.2	<0.2	1.95	

Environmental Standards Comments
#1:GAC is only presented as speciated chromium. 7.7mg/kg is used for hexavalent. If hexavalent chromium (CrVI) data is available, a value of 1,500mg/kg may be appropriate for the remaining trivalent chromium (CrIII).
#2:C4SL for lead adopted
#3:GAC only presented as speciated mercury. 16mg/kg is used for elemental mercury. If the CSM indicates that elemental mercury is not a CoC and mercury is present in an inorganic form, a value of 120mg/kg for inorganic mercury may be appropriate
#4:Updated S4UL for nickel
#5:S4UL exceeds solubility saturation limit
#6:Criteria derived for Ali>C16-C35 split between Ali>C16-21 & Ali>C21-35. Requires summation of fractions to use Ali>C16-C35 criteria.
#7:Criteria presented is for p-xylene. A separate value is presented for o-xylene.
#8:S4UL based on a threshold protective of direct skin contact with phenol

Key
27.8 Result exceeds GAC

Notes
Where a range is given a determinand has been analysed for by more than one method

					Location_Code	OH16002B	OH16002	OH16002	OH16002	OH16002	OH16003	OH16003	OH16003	OH16004	OH16004	OH16004	OH16004	OH16004
					Sample_Depth_Range	0.05	0.05	0.3	2.1	6.7	0.05	0.7	2.3	0.05	0.05	0.35	2.3	
					Sampled_Date_Time	22/01/2020	05/11/2019	05/11/2019	05/11/2019	06/11/2019	11/11/2019	11/11/2019	12/11/2019	18/11/2019	18/11/2019	18/11/2019	19/11/2019	
				LQM S4UL Public Open Space (POS) Residential - 1% SOM (GAC)														
Chem_Group	**ChemName**	**output unit**	**EQL**															
Metals	Antimony	mg/kg	0.6		-	-	-	-	-	-	-	-	-	-	-	-	-	
	Arsenic	mg/kg	0.6	79	12.9	12.9	15	22.9	9.28	-	-	8.36	12.8	11.6	12.3	34.6		
	Boron	mg/kg	1	21000	1.28	1.35	2.23	<1	2.89	-	-	<1	1.55	1.41	1.54	1.46		
	Cadmium	mg/kg	0.02	120	3.08	<0.02	<0.02	<0.02	0.179	-	-	<0.02	0.372	0.277	0.293	0.0345		
	Chromium (hexavalent)	mg/kg	0.6	7.7	<0.6	<0.6	<0.6	<0.6	<0.6	-	-	<0.6	<0.6	<0.6	<0.6	<0.6		
	Chromium	mg/kg	0.9	[#1]	61.7	54.4	54.6	21.4	33.4	-	-	36.6	46.1	45.5	45.7	32.2		
	Copper	mg/kg	1.4	12000	33.2	27	30.7	21.3	34.1	-	-	21.2	27.9	24.4	28	31.6		
	Lead	mg/kg	0.7	630[#2]	47.4	33.1	19.6	11.3	11.1	-	-	12.6	41.7	32.4	18.8	14.7		
	Mercury	mg/kg	0.14	[#3]	2.12	<0.14	<0.14	<0.14	<0.14	-	-	<0.14	<0.14	<0.14	<0.14	<0.14		
	Molybdenum	mg/kg	0.1		-	-	-	-	-	-	-	-	-	-	-	-		
	Nickel	mg/kg	0.2	230[#4]	37.4	32	33.3	29.2	44.6	-	-	26.4	30.9	31.1	29	47.4		
	Selenium	mg/kg	1	1100	<10	<1	<1	<1	<1	-	-	<1	<1	<1	<1	<1		
	Vanadium	mg/kg	0.2	2000	-	-	-	-	-	-	-	-	-	-	-	-		
	Zinc	mg/kg	1.9	81000	127	138	108	62.4	92.7	-	-	64.4	131	124	128	77		
Asbestos	Anthophyllite	Detect			0	0	0	0	0	-	-	0	0	0	0	0		
	Asbestos: Actinolite	Detect			0	0	0	0	0	-	-	0	0	0	0	0		
	Crocidolite Asbestos	Detect			0	0	0	0	0	-	-	0	0	0	0	0		
	Chrysotile Asbestos	Detect			0	0	0	0	0	-	-	0	0	0	0	0		
	Amosite Asbestos	Detect			0	0	0	0	0	-	-	0	0	0	0	0		
	Non-Asbestos Fibre	Detect			0	0	0	0	0	-	-	0	0	0	0	0		
	Tremolite	Detect			0	0	0	0	0	-	-	0	0	0	0	0		
Inorganics	Ammoniacal Nitrogen as N	mg/kg	12		-	-	-	-	-	-	-	-	-	-	-	-		
	Cyanide (Free)	mg/kg	1		<1	<1	<1	<1	<1	-	-	<1	<1	<1	<1	<1		
	Cyanide Total	mg/kg	1		<1	<1	<1	<1	<1	-	-	<1	<1	<1	<1	<1		
	cyanides-complex	mg/kg	1		<1	<1	<1	<1	<1	-	-	<1	<1	<1	<1	<1		
PAH	Naphthalene	mg/kg	0.009	4900	<0.009	<0.009	<0.009	<0.009	<0.009	-	-	<0.009	<0.009	<0.009	<0.009	<0.009		
	Acenaphthene	mg/kg	0.008	15000	<0.008	<0.008	<0.008	<0.008	<0.008	-	-	0.0203	<0.008	<0.008	<0.008	<0.008		
	Acenaphthylene	mg/kg	0.012	15000	<0.012	<0.012	<0.012	<0.012	<0.012	-	-	<0.012	<0.012	<0.012	<0.012	<0.012		
	Fluoranthene	mg/kg	0.017	3100	0.0277	0.0396	<0.017	<0.017	<0.017	-	-	0.0803	0.0614	0.0498	<0.017	<0.017		
	Anthracene	mg/kg	0.016	74000	<0.016	<0.016	<0.016	<0.016	<0.016	-	-	0.0232	<0.016	<0.016	<0.016	<0.016		
	Phenanthrene	mg/kg	0.015	3100	<0.015	<0.015	<0.015	<0.015	<0.015	-	-	0.181	0.0257	0.0214	<0.015	<0.015		
	Fluorene	mg/kg	0.01	9900	<0.01	<0.01	<0.01	<0.01	<0.01	-	-	0.037	<0.01	<0.01	<0.01	<0.01		
	Chrysene	mg/kg	0.01	57	<0.01	<0.01	<0.01	<0.01	<0.01	-	-	<0.01	0.0231	0.0155	<0.01	<0.01		
	Pyrene	mg/kg	0.015	7400	<0.015	0.0336	<0.015	<0.015	<0.015	-	-	0.0492	0.0532	0.0423	<0.015	<0.015		
	Benzo(a)anthracene	mg/kg	0.014	29	<0.014	<0.014	<0.014	<0.014	<0.014	-	-	<0.014	<0.014	<0.014	<0.014	<0.014		
	Benzo(b)fluoranthene	mg/kg	0.015	7.1	<0.015	0.0219	<0.015	<0.015	<0.015	-	-	<0.015	0.0322	0.0242	<0.015	<0.015		
	Benzo(k)fluoranthene	mg/kg	0.014	190	<0.014	<0.014	<0.014	<0.014	<0.014	-	-	<0.014	<0.014	<0.014	<0.014	<0.014		
	Benzo(a)pyrene	mg/kg	0.015	5.7	<0.015	<0.015	<0.015	<0.015	<0.015	-	-	<0.015	<0.015	<0.015	<0.015	<0.015		
	Dibenz(a,h)anthracene	mg/kg	0.023	0.57	<0.023	<0.023	<0.023	<0.023	<0.023	-	-	<0.023	<0.023	<0.023	<0.023	<0.023		
	Benzo(g,h,i)perylene	mg/kg	0.024	640	<0.024	<0.024	<0.024	<0.024	<0.024	-	-	<0.024	<0.024	<0.024	<0.024	<0.024		
	Indeno(1,2,3-c,d)pyrene	mg/kg	0.018	82	<0.018	<0.018	<0.018	<0.018	<0.018	-	-	<0.018	<0.018	<0.018	<0.018	<0.018		
	PAH 16 Total	mg/kg	0.118		<0.118	<0.118	<0.118	<0.118	<0.118	-	-	0.391	0.196	0.153	<0.118	<0.118		
TPH CWG	>C5-C6 Aliphatics	mg/kg	0.01	(sol)570000[#5]	-	-	-	-	-	-	-	-	-	-	-	-		
	>C6-C8 Aliphatics	mg/kg	0.01	600000	-	-	-	-	-	-	-	-	-	-	-	-		
	>C10-C44 Aliphatics	mg/kg	5		-	-	-	-	-	-	-	-	-	-	-	-		
	>C10-C44 Aliphatics/Aromatics	mg/kg	10		-	-	-	-	-	-	-	-	-	-	-	-		
	>C8-C10 Aliphatics	mg/kg	0.01	13000	-	-	-	-	-	-	-	-	-	-	-	-		
	>C10-C12 Aliphatics	mg/kg	1	13000	-	-	-	-	-	-	-	-	-	-	-	-		
	>C12-C16 Aliphatics	mg/kg	1	13000	-	-	-	-	-	-	-	-	-	-	-	-		
	>C16-C21 Aliphatics	mg/kg	1	125000[#6]	-	-	-	-	-	-	-	-	-	-	-	-		
	>C21-C35 Aliphatics	mg/kg	1	125000[#6]	-	-	-	-	-	-	-	-	-	-	-	-		
	>C35-C44 Aliphatics	mg/kg	1	250000	-	-	-	-	-	-	-	-	-	-	-	-		
	>C5-C10 Aliphatics	mg/kg	0.05		-	-	-	-	-	-	-	-	-	-	-	-		
	>EC5-EC10 Aromatics	mg/kg	0.05		-	-	-	-	-	-	-	-	-	-	-	-		
	>EC6-EC7 Aromatics	mg/kg	0.01		-	-	-	-	-	-	-	-	-	-	-	-		
	>EC7-EC8 Aromatics	mg/kg	0.01	56000	-	-	-	-	-	-	-	-	-	-	-	-		
	>EC8-EC10 Aromatics	mg/kg	0.01	5000	-	-	-	-	-	-	-	-	-	-	-	-		
	>EC10-EC12 Aromatics	mg/kg	1	5000	-	-	-	-	-	-	-	-	-	-	-	-		
	>EC10-EC44 Aromatics	mg/kg	5		-	-	-	-	-	-	-	-	-	-	-	-		
	>EC12-EC16 Aromatics	mg/kg	1	5100	-	-	-	-	-	-	-	-	-	-	-	-		
	>EC16-EC21 Aromatics	mg/kg	1	3800	-	-	-	-	-	-	-	-	-	-	-	-		
	>EC21-EC35 Aromatics	mg/kg	1	3800	-	-	-	-	-	-	-	-	-	-	-	-		
	>EC35-EC44 Aromatics	mg/kg	1	3800	-	-	-	-	-	-	-	-	-	-	-	-		
	>EC40-EC44 Aromatics	mg/kg	1		-	-	-	-	-	-	-	-	-	-	-	-		
	TPH Aliphatics & Aromatics >C5-44	mg/kg	10		-	-	-	-	-	-	-	-	-	-	-	-		
TPH	>C5-C6	mg/kg	0.02		<0.02	<0.02	<0.02	<0.02	<0.02	-	-	<0.02	<0.02	<0.02	<0.02	<0.02		
	>C6-C7	mg/kg	0.02		0.0548	<0.02	<0.02	<0.02	<0.02	-	-	<0.02	<0.02	<0.02	<0.02	<0.02		
	>C7-C8	mg/kg	0.02		0.112	<0.02	<0.02	<0.02	<0.02	-	-	<0.02	<0.02	<0.02	<0.02	<0.02		
	>C8-C10	mg/kg	0.02		0.0992	<0.02	<0.02	<0.02	<0.02	-	-	<0.02	<0.02	<0.02	<0.02	<0.02		
	>C10-C12	mg/kg	0.02		<35 - 0.074	<0.02	<0.02	<0.02	<0.02	-	-	<0.02	<0.02	<0.02	<0.02	<0.02		
	>C12-C16	mg/kg	35		<35	<35	<35	<35	<35	-	-	<35	<35	<35	<35	<35		
	>C16-C21	mg/kg	35		<35	<35	<35	<35	<35	-	-	<35	<35	<35	<35	<35		
	>C21-C28	mg/kg	35		<35	<35	<35	<35	<35	-	-	<35	<35	<35	<35	<35		
	>C28-C35	mg/kg	35		<35	<35	<35	<35	<35	-	-	<35	<35	<35	46.6	<35		
	>C35-C40	mg/kg	35		<35	<35	<35	<35	<35	-	-	<35	<35	<35	<35	<35		
	GRO >C5-10	mg/kg	0.02		-	-	-	-	-	-	-	-	-	-	-	-		
	EPH>C5-40	mg/kg	35			39.4	38.2	<35	<35	-	-	<35	<35	<35	105	<35		
	EPH >C10-40	mg/kg	35		64.3	39.4	38.2	<35	<35	-	-	<35	<35	<35	105	<35		
	GRO >C5-12	mg/kg	0.1		0.357	<0.1	<0.1	<0.1	<0.1	-	-	<0.1	<0.1	<0.1	<0.1	<0.1		
	Total Petroleum Hydrocarbons	mg/kg	35		64.5	-	-	-	-	-	-	-	-	-	-	-		
BTEX and MTBE	Benzene	mg/kg	0.009	72	<0.009	<0.009	<0.009	<0.009	<0.009	-	-	<0.009	<0.09	<0.09	<0.09	<0.009		
	Toluene	mg/kg	0.007	56000	<0.007	<0.007	<0.007	<0.007	<0.007	-	-	<0.007	<0.07	<0.07	<0.07	<0.007		
	Ethylbenzene	mg/kg	0.004	24000	<0.004	<0.004	<0.004	<0.004	<0.004	-	-	<0.004	<0.04	<0.04	<0.04	<0.004		
	Xylene (m & p)	mg/kg	0.01	41000[#7]	<0.01	<0.01	<0.01	<0.01	<0.01	-	-	<0.01	<0.1	<0.1	<0.1	<0.01		
	Xylene (o)	mg/kg	0.01	41000	<0.01	<0.01	<0.01	<0.01	<0.01	-	-	<0.01	<0.1	<0.1	<0.1	<0.01		
	Xylene Total	mg/kg	0.02		-	-	-	-	-	-	-	-	-	-	-	-		
	MTBE	mg/kg	0.01		<0.01	<0.01	<0.01	<0.01	<0.01	-	-	<0.01	<0.1	<0.1	<0.1	<0.01		
	Total BTEX	mg/kg	0.04		<0.04	<0.04	<0.04	<0.04	<0.04	-	-	<0.04	<0.4	<0.4	<0.4	<0.04		
VOC	Styrene	mg/kg	0.01		-	-	-	-	-	-	-	-	-	-	-	-		
	cis-1,3-dichloropropene	mg/kg	0.01		-	-	-	-	-	-	-	-	-	-	-	-		
	trans-1,3-dichloropropene	mg/kg	0.01		-	-	-	-	-	-	-	-	-	-	-	-		
	1,1,1,2-tetrachloroethane	mg/kg	0.01	1400	-	-	-	-	-	-	-	-	-	-	-	-		
	1,1,1-trichloroethane	mg/kg	0.007	140000	-	-	-	-	-	-	-	-	-	-	-	-		
	1,1,2,2-tetrachloroethane	mg/kg	0.01	1400	-	-	-	-	-	-	-	-	-	-	-	-		
	1,1,2-trichloroethane	mg/kg	0.01		-	-	-	-	-	-	-	-	-	-	-	-		
	1,1-dichloroethane	mg/kg	0.008		-	-	-	-	-	-	-	-	-	-	-	-		
	1,1-dichloroethene	mg/kg	0.01		-	-	-	-	-	-	-	-	-	-	-	-		
	1,1-dichloropropene	mg/kg	0.01		-	-	-	-	-	-	-	-	-	-	-	-		
	1,2,3-trichloropropane	mg/kg	0.016		-	-	-	-	-	-	-	-	-	-	-	-		
	1,2,4-trimethylbenzene	mg/kg	0.009		-	-	-	-	-	-	-	-	-	-	-	-		
	1,2-dibromo-3-chloropropane	mg/kg	0.014		-	-	-	-	-	-	-	-	-	-	-	-		
	1,2-dibromoethane	mg/kg	0.01		-	-	-	-	-	-	-	-	-	-	-	-		
	1,2-dichloroethane	mg/kg	0.005	29	-	-	-	-	-	-	-	-	-	-	-	-		
	1,2-dichloropropane	mg/kg	0.01		-	-	-	-	-	-	-	-	-	-	-	-		
	1,3,5-trimethylbenzene	mg/kg	0.008		-	-	-	-	-	-	-	-	-	-	-	-		
	1,3-dichloropropane	mg/kg	0.007		-	-	-	-	-	-	-	-	-	-	-	-		
	2,2-dichloropropane	mg/kg	0.01		-	-	-	-	-	-	-	-	-	-	-	-		
	2-chlorotoluene	mg/kg	0.009		-	-	-	-	-	-	-	-	-	-	-	-		
	4-chlorotoluene	mg/kg	0.01		-	-	-	-	-	-	-	-	-	-	-	-		
	Bromobenzene	mg/kg	0.01		-	-	-	-	-	-	-	-	-	-	-	-		
	Bromochloromethane	mg/kg	0.01		-	-	-	-	-	-	-	-	-	-	-	-		
	Bromodichloromethane	mg/kg	0.007		-	-	-	-	-	-	-	-	-	-	-	-		
	Bromoform	mg/kg	0.01		-	-	-	-	-	-	-	-	-	-	-	-		
	Bromomethane	mg/kg	0.01		-	-	-	-	-	-	-	-	-	-	-	-		
	Carbon disulfide	mg/kg	0.007	11000	-	-	-	-	-	-	-	-	-	-	-	-		
	Carbon tetrachloride	mg/kg	0.01	890	-	-	-	-	-	-	-	-	-	-	-	-		
	Chlorodibromomethane	mg/kg	0.01		-	-	-	-	-	-	-	-	-	-	-	-		
	Chloroethane	mg/kg	0.01		-	-	-	-	-	-	-	-	-	-	-	-		
	Chloroform	mg/kg	0.008	2500	-	-	-	-	-	-	-	-	-	-	-	-		

				Location_Code	OH16002B	OH16002	OH16002	OH16002	OH16002	OH16003	OH16003	OH16003	OH16004	OH16004	OH16004	OH16004
				Sample_Depth_Range	0.05	0.05	0.3	2.1	6.7	0.05	0.7	2.3	0.05	0.05	0.35	2.3
				Sampled_Date_Time	22/01/2020	05/11/2019	05/11/2019	05/11/2019	06/11/2019	11/11/2019	11/11/2019	12/11/2019	18/11/2019	18/11/2019	18/11/2019	19/11/2019
				LQM S4UL Public Open Space (POS) Residential - 1% SOM (GAC)												
Chem_Group	**ChemName**	**output unit**	**EQL**													
	Chloromethane	mg/kg	0.007		-	-	-	-	-	-	-	-	-	-	-	-
	cis-1,2-dichloroethene	mg/kg	0.006		-	-	-	-	-	-	-	-	-	-	-	-
	Dibromomethane	mg/kg	0.009		-	-	-	-	-	-	-	-	-	-	-	-
	Dichlorodifluoromethane	mg/kg	0.006		-	-	-	-	-	-	-	-	-	-	-	-
	Dichloromethane	mg/kg	0.01		-	-	-	-	-	-	-	-	-	-	-	-
	Isopropylbenzene	mg/kg	0.005		-	-	-	-	-	-	-	-	-	-	-	-
	n-butylbenzene	mg/kg	0.011		-	-	-	-	-	-	-	-	-	-	-	-
	n-propylbenzene	mg/kg	0.01		-	-	-	-	-	-	-	-	-	-	-	-
	p-isopropyltoluene	mg/kg	0.01		-	-	-	-	-	-	-	-	-	-	-	-
	sec-butylbenzene	mg/kg	0.01		-	-	-	-	-	-	-	-	-	-	-	-
	Trichloroethene	mg/kg	0.009	120	-	-	-	-	-	-	-	-	-	-	-	-
	tert-butylbenzene	mg/kg	0.014		-	-	-	-	-	-	-	-	-	-	-	-
	Tetrachloroethene	mg/kg	0.005	1400	-	-	-	-	-	-	-	-	-	-	-	-
	trans-1,2-dichloroethene	mg/kg	0.01		-	-	-	-	-	-	-	-	-	-	-	-
	Trichlorofluoromethane	mg/kg	0.006		-	-	-	-	-	-	-	-	-	-	-	-
	Vinyl chloride	mg/kg	0.006	3.5	-	-	-	-	-	-	-	-	-	-	-	-
	tert-Amyl methyl ether	mg/kg	0.01		-	-	-	-	-	-	-	-	-	-	-	-
VOC/SVOC	1,2,3-trichlorobenzene	mg/kg	0.02	1800	-	-	-	-	-	-	-	-	-	-	-	-
	1,2,4-trichlorobenzene	mg/kg	0.02	15000	-	-	-	-	-	-	-	-	-	-	-	-
	1,2-dichlorobenzene	mg/kg	0.01	90000	-	-	-	-	-	-	-	-	-	-	-	-
	1,3-dichlorobenzene	mg/kg	0.008	300	-	-	-	-	-	-	-	-	-	-	-	-
	1,4-dichlorobenzene	mg/kg	0.005	17000	-	-	-	-	-	-	-	-	-	-	-	-
	Chlorobenzene	mg/kg	0.005	11000	-	-	-	-	-	-	-	-	-	-	-	-
	Hexachlorobutadiene	mg/kg	0.02	25	-	-	-	-	-	-	-	-	-	-	-	-
SVOC	4-bromophenyl phenyl ether	mg/kg	0.1		-	-	-	-	-	-	-	-	-	-	-	-
	4-nitroaniline	mg/kg	0.1		-	-	-	-	-	-	-	-	-	-	-	-
	4-nitrophenol	mg/kg	0.1		-	-	-	-	-	-	-	-	-	-	-	-
	2,4,5-trichlorophenol	mg/kg	0.1		-	-	-	-	-	-	-	-	-	-	-	-
	2,4,6-trichlorophenol	mg/kg	0.1		-	-	-	-	-	-	-	-	-	-	-	-
	2,4-dichlorophenol	mg/kg	0.1		-	-	-	-	-	-	-	-	-	-	-	-
	2,4-dimethylphenol	mg/kg	0.1		-	-	-	-	-	-	-	-	-	-	-	-
	2,4-dinitrotoluene	mg/kg	0.1		-	-	-	-	-	-	-	-	-	-	-	-
	2,6-dinitrotoluene	mg/kg	0.1		-	-	-	-	-	-	-	-	-	-	-	-
	2-chloronaphthalene	mg/kg	0.1		-	-	-	-	-	-	-	-	-	-	-	-
	2-chlorophenol	mg/kg	0.1		-	-	-	-	-	-	-	-	-	-	-	-
	2-methylnaphthalene	mg/kg	0.1		-	-	-	-	-	-	-	-	-	-	-	-
	2-methylphenol	mg/kg	0.1		-	-	-	-	-	-	-	-	-	-	-	-
	2-nitroaniline	mg/kg	0.1		-	-	-	-	-	-	-	-	-	-	-	-
	2-nitrophenol	mg/kg	0.1		-	-	-	-	-	-	-	-	-	-	-	-
	3-nitroaniline	mg/kg	0.1		-	-	-	-	-	-	-	-	-	-	-	-
	4-chloro-3-methylphenol	mg/kg	0.1		-	-	-	-	-	-	-	-	-	-	-	-
	4-chloroaniline	mg/kg	0.1		-	-	-	-	-	-	-	-	-	-	-	-
	4-chlorophenyl phenyl ether	mg/kg	0.1		-	-	-	-	-	-	-	-	-	-	-	-
	4-methylphenol	mg/kg	0.1		-	-	-	-	-	-	-	-	-	-	-	-
	Azobenzene	mg/kg	0.1		-	-	-	-	-	-	-	-	-	-	-	-
	Bis(2-chloroethoxy) methane	mg/kg	0.1		-	-	-	-	-	-	-	-	-	-	-	-
	Bis(2-chloroethyl)ether	mg/kg	0.1		-	-	-	-	-	-	-	-	-	-	-	-
	Bis(2-chloroisopropyl) ether	mg/kg	0.1		-	-	-	-	-	-	-	-	-	-	-	-
	Bis(2-ethylhexyl) phthalate	mg/kg	0.1		-	-	-	-	-	-	-	-	-	-	-	-
	Butyl benzyl phthalate	mg/kg	0.1		-	-	-	-	-	-	-	-	-	-	-	-
	Carbazole	mg/kg	0.1		-	-	-	-	-	-	-	-	-	-	-	-
	Dibenzofuran	mg/kg	0.1		-	-	-	-	-	-	-	-	-	-	-	-
	Diethylphthalate	mg/kg	0.1		-	-	-	-	-	-	-	-	-	-	-	-
	Dimethyl phthalate	mg/kg	0.1		-	-	-	-	-	-	-	-	-	-	-	-
	Di-n-butyl phthalate	mg/kg	0.1		-	-	-	-	-	-	-	-	-	-	-	-
	Di-n-octyl phthalate	mg/kg	0.1		-	-	-	-	-	-	-	-	-	-	-	-
	Hexachlorobenzene	mg/kg	0.05	16	-	-	-	-	-	-	-	-	-	-	-	-
	Hexachlorocyclopentadiene	mg/kg	0.1		-	-	-	-	-	-	-	-	-	-	-	-
	Hexachloroethane	mg/kg	0.1		-	-	-	-	-	-	-	-	-	-	-	-
	Isophorone	mg/kg	0.1		-	-	-	-	-	-	-	-	-	-	-	-
	Nitrobenzene	mg/kg	0.1		-	-	-	-	-	-	-	-	-	-	-	-
	N-nitrosodi-n-propylamine	mg/kg	0.1		-	-	-	-	-	-	-	-	-	-	-	-
	Pentachlorophenol	mg/kg	0.1	60	-	-	-	-	-	-	-	-	-	-	-	-
PCB	Heptachlorobiphenyl, 2,3,3,4,4,5,5- (PCB 189)	mg/kg	0.003		-	-	-	-	-	-	-	-	-	-	-	-
	Hexachlorobiphenyl, 2,3,3,4,4,5- (PCB 156)	mg/kg	0.003		-	-	-	-	-	-	-	-	-	-	-	-
	Hexachlorobiphenyl, 2,3,3,4,4,5- (PCB 157)	mg/kg	0.003		-	-	-	-	-	-	-	-	-	-	-	-
	Hexachlorobiphenyl, 2,3,4,4,5,5- (PCB 167)	mg/kg	0.003		-	-	-	-	-	-	-	-	-	-	-	-
	Hexachlorobiphenyl, 3,3,4,4,5,5- (PCB 169)	mg/kg	0.003		-	-	-	-	-	-	-	-	-	-	-	-
	PCB 101	mg/kg	0.003		-	-	-	-	-	-	-	-	-	-	-	-
	PCB 118	mg/kg	0.003		-	-	-	-	-	-	-	-	-	-	-	-
	PCB 138	mg/kg	0.003		-	-	-	-	-	-	-	-	-	-	-	-
	PCB 153	mg/kg	0.003		-	-	-	-	-	-	-	-	-	-	-	-
	PCB 180	mg/kg	0.003		-	-	-	-	-	-	-	-	-	-	-	-
	PCB 28	mg/kg	0.003		-	-	-	-	-	-	-	-	-	-	-	-
	PCB 52	mg/kg	0.003		-	-	-	-	-	-	-	-	-	-	-	-
	Pentachlorobiphenyl, 2,3,3,4,4- (PCB 105)	mg/kg	0.003		-	-	-	-	-	-	-	-	-	-	-	-
	Pentachlorobiphenyl, 2,3,4,4,5- (PCB 114)	mg/kg	0.003		-	-	-	-	-	-	-	-	-	-	-	-
	Pentachlorobiphenyl, 2,3,4,4,5- (PCB 123)	mg/kg	0.003		-	-	-	-	-	-	-	-	-	-	-	-
	Pentachlorobiphenyl, 3,3,4,4,5- (PCB 126)	mg/kg	0.003		-	-	-	-	-	-	-	-	-	-	-	-
	Tetrachlorobiphenyl, 3,3,4,4- (PCB 77)	mg/kg	0.003		-	-	-	-	-	-	-	-	-	-	-	-
	Tetrachlorobiphenyl, 3,4,4,5- (PCB 81)	mg/kg	0.003		-	-	-	-	-	-	-	-	-	-	-	-
	Total PCB 7 Congeners	mg/kg	0.021		-	-	-	-	-	-	-	-	-	-	-	-
	Total PCB WHO 12	mg/kg	0.036		-	-	-	-	-	-	-	-	-	-	-	-
Phenolics	Xylenols	mg/kg	0.015		<0.015	<0.015	<0.015	<0.015	<0.015	-	-	<0.015	<0.015	<0.015	<0.015	<0.015
	Cresol Total	mg/kg	0.01		<0.01	<0.01	<0.01	<0.01	<0.01	-	-	<0.01	0.0143	0.0123	<0.01	<0.01
	Phenol	mg/kg	0.01	(dir)76[68]	<0.01	<0.01	<0.01	<0.01	<0.01	-	-	<0.01	<0.01	<0.01	<0.01	<0.01
	Phenols Monohydric	mg/kg	0.035		<0.035	<0.035	<0.035	<0.035	<0.035	-	-	<0.035	<0.035	<0.035	<0.035	<0.035
Organotins	Dibutyltin	mg/kg			-	-	-	-	-	-	-	-	-	-	-	-
	Monophenyltin	mg/kg			-	-	-	-	-	-	-	-	-	-	-	-
	Diphenyltin	mg/kg			-	-	-	-	-	-	-	-	-	-	-	-
	Monobutyltin	mg/kg			-	-	-	-	-	-	-	-	-	-	-	-
	Tetrabutyltin	mg/kg			-	-	-	-	-	-	-	-	-	-	-	-
	Tributyltin	mg/kg			-	-	-	-	-	-	-	-	-	-	-	-
	Triphenyltin	mg/kg			-	-	-	-	-	-	-	-	-	-	-	-
Pesticides	Heptachlor epoxide	mg/kg	0.05		-	-	-	-	-	-	-	-	-	-	-	-
	2,4,5-TP (Silvex)	mg/kg			-	-	-	-	-	-	-	-	-	-	-	-
	Hedonal	mg/kg			-	-	-	-	-	-	-	-	-	-	-	-
	2,4-DDT	mg/kg	0.05		-	-	-	-	-	-	-	-	-	-	-	-
	2,4-Dichlorprop	mg/kg			-	-	-	-	-	-	-	-	-	-	-	-
	4-(2,4-Dichlorophenoxy)butyric Acid (2,4-DB)	mg/kg			-	-	-	-	-	-	-	-	-	-	-	-
	4,4-DDE	mg/kg	0.05		-	-	-	-	-	-	-	-	-	-	-	-
	a-BHC	mg/kg	0.05	24	-	-	-	-	-	-	-	-	-	-	-	-
	Aldrin	mg/kg	0.05	18	-	-	-	-	-	-	-	-	-	-	-	-
	Atrazine	mg/kg	0.05	1200	-	-	-	-	-	-	-	-	-	-	-	-
	Azinophos methyl	mg/kg	0.05		-	-	-	-	-	-	-	-	-	-	-	-
	b-BHC	mg/kg	0.05	8.1	-	-	-	-	-	-	-	-	-	-	-	-
	Bentazone	mg/kg			-	-	-	-	-	-	-	-	-	-	-	-
	Chlordane (cis)	mg/kg	0.05		-	-	-	-	-	-	-	-	-	-	-	-
	Chlordane (trans)	mg/kg	0.05		-	-	-	-	-	-	-	-	-	-	-	-
	Chlorfenvinphos	mg/kg	0.05		-	-	-	-	-	-	-	-	-	-	-	-
	Chlorotoluron	mg/kg			-	-	-	-	-	-	-	-	-	-	-	-
	Chlorpyrifos-methyl	mg/kg	0.05		-	-	-	-	-	-	-	-	-	-	-	-
	Cyanazine	mg/kg			-	-	-	-	-	-	-	-	-	-	-	-
	d-BHC	mg/kg	0.05		-	-	-	-	-	-	-	-	-	-	-	-
	DDD	mg/kg	0.05		-	-	-	-	-	-	-	-	-	-	-	-
	DDT	mg/kg	0.05		-	-	-	-	-	-	-	-	-	-	-	-
	Diazinon	mg/kg	0.05		-	-	-	-	-	-	-	-	-	-	-	-
	Dichlorvos	mg/kg	0.05	16	-	-	-	-	-	-	-	-	-	-	-	-
	Dieldrin	mg/kg	0.05	18	-	-	-	-	-	-	-	-	-	-	-	-

				Location_Code	OH16002B	OH16002	OH16002	OH16002	OH16002	OH16003	OH16003	OH16003	OH16004	OH16004	OH16004	OH16004
				Sample_Depth_Range	0.05	0.05	0.3	2.1	6.7	0.05	0.7	2.3	0.05	0.05	0.35	2.3
				Sampled_Date_Time	22/01/2020	05/11/2019	05/11/2019	05/11/2019	06/11/2019	11/11/2019	11/11/2019	12/11/2019	18/11/2019	18/11/2019	18/11/2019	19/11/2019
				LQM S4UL Public Open Space (POS) Residential - 1% SOM (GAC)												
Chem_Group	**ChemName**	**output unit**	**EQL**													
	Dimethoate	mg/kg	0.05		-	-	-	-	-	-	-	-	-	-	-	-
	Diuron	mg/kg			-	-	-	-	-	-	-	-	-	-	-	-
	Endosulfan I	mg/kg	0.05	1200	-	-	-	-	-	-	-	-	-	-	-	-
	Endosulfan II	mg/kg	0.05		-	-	-	-	-	-	-	-	-	-	-	-
	Endrin	mg/kg	0.05		-	-	-	-	-	-	-	-	-	-	-	-
	Fenitrothion	mg/kg	0.05		-	-	-	-	-	-	-	-	-	-	-	-
	Fenthion	mg/kg	0.05		-	-	-	-	-	-	-	-	-	-	-	-
	Fluroxypyr	mg/kg			-	-	-	-	-	-	-	-	-	-	-	-
	g-BHC (Lindane)	mg/kg	0.05	8.2	-	-	-	-	-	-	-	-	-	-	-	-
	Heptachlor	mg/kg	0.05		-	-	-	-	-	-	-	-	-	-	-	-
	Isodrin	mg/kg	0.05		-	-	-	-	-	-	-	-	-	-	-	-
	Isoproturon	mg/kg			-	-	-	-	-	-	-	-	-	-	-	-
	Linuron	mg/kg			-	-	-	-	-	-	-	-	-	-	-	-
	Malathion	mg/kg	0.05		-	-	-	-	-	-	-	-	-	-	-	-
	2-Methyl-4-chlorophenoxyacetic acid	mg/kg			-	-	-	-	-	-	-	-	-	-	-	-
	2-Methyl-4-Chlorophenoxy Butanoic Acid	mg/kg			-	-	-	-	-	-	-	-	-	-	-	-
	Mecoprop	mg/kg			-	-	-	-	-	-	-	-	-	-	-	-
	Methoxychlor	mg/kg	0.05		-	-	-	-	-	-	-	-	-	-	-	-
	Methyl parathion	mg/kg	0.05		-	-	-	-	-	-	-	-	-	-	-	-
	Mevinphos (Phosdrin)	mg/kg	0.05		-	-	-	-	-	-	-	-	-	-	-	-
	o,p-DDD	mg/kg	0.05		-	-	-	-	-	-	-	-	-	-	-	-
	o,p'-DDE	mg/kg	0.05		-	-	-	-	-	-	-	-	-	-	-	-
	Parathion	mg/kg	0.05		-	-	-	-	-	-	-	-	-	-	-	-
	Pendimethalin	mg/kg	0.05		-	-	-	-	-	-	-	-	-	-	-	-
	Phorate	mg/kg	0.05		-	-	-	-	-	-	-	-	-	-	-	-
	Prometryn	mg/kg	0.05		-	-	-	-	-	-	-	-	-	-	-	-
	Pronamide	mg/kg	0.05		-	-	-	-	-	-	-	-	-	-	-	-
	Propazine	mg/kg	0.05		-	-	-	-	-	-	-	-	-	-	-	-
	Simazine	mg/kg	0.05		-	-	-	-	-	-	-	-	-	-	-	-
	Terbutryn	mg/kg	0.05		-	-	-	-	-	-	-	-	-	-	-	-
	Terbutylazine	mg/kg	0.05		-	-	-	-	-	-	-	-	-	-	-	-
	Triadimefon	mg/kg	0.05		-	-	-	-	-	-	-	-	-	-	-	-
	Triclopyr	mg/kg			-	-	-	-	-	-	-	-	-	-	-	-
	Trifluralin	mg/kg	0.05		-	-	-	-	-	-	-	-	-	-	-	-
SVOC TIC	SVOC TICS - Detect	Detect			-	-	-	-	-	-	-	-	-	-	-	-
	SVOC Tentatively Identified Compounds	mg/kg	0.1		-	-	-	-	-	-	-	-	-	-	-	-
VOC TIC	VOC TICs - Detect	Detect			-	-	-	-	-	-	-	-	-	-	-	-
	VOC Tentatively Identified Compounds	mg/kg	0.01		-	-	-	-	-	-	-	-	-	-	-	-
Other	Temperature	°C			18.2	-	-	16.3	18.8	17.4	19.1	18.1	-	16.9	-	20.6
	Conductivity @ 20oC	µS/cm	14		185 - 266	-	-	611 - 700	1140 - 1320	111 - 114	353 - 363	973 - 1230	-	82 - 83.9	-	1470 - 1550
	Moisture Content (dried @35oC)	%			33	30	39	14	21	27	52	22	30	18	32	15
	pH (Lab)	pH_Units	1		7.9 - 8.57	6.49	5.53	8.46 - 8.86	7.63 - 8.49	8.18 - 8.5	4.1 - 4.42	8.02 - 8.33	5.86	5.69 - 7.23	4.97	8.04 - 8.43
	Total Organic Carbon	%	0.2		2.91	2.69	2.94	<0.2	0.513	-	-	0.442	3.42	2.94	2.76	<0.2

Environmental Standards Comments
#1:GAC is only presented as speciated chromium. 7.7mg/kg is used for hexavalent. If hexavalent chromium (CrVI) data is available, a value of 1,500mg/kg may be appropriate for the remaining trivalent chromium (CrIII).
#2:C4SL for lead adopted
#3:GAC only presented as speciated mercury. 16mg/kg is used for elemental mercury. If the CSM indicates that elemental mercury is not a CoC and mercury is present in an inorganic form, a value of 120mg/kg for inorganic mercury may be appropriate
#4:Updated S4UL for nickel
#5:S4UL exceeds solubility saturation limit
#6:Criteria derived for Ali>C16-C35 split between Ali>C16-21 & Ali>C21-35. Requires summation of fractions to use Ali>C16-C35 criteria.
#7:Criteria presented is for p-xylene. A separate value is presented for o-xylene.
#8:S4UL based on a threshold protective of direct skin contact with phenol

Key
27.8 Result exceeds GAC

Notes
Where a range is given a determinand has been analysed for by more than one method

				Location_Code	OH17001	OH17001	OH17001	OH17004	OH17004	OH19001	OH19001	OH19001	OH19002A	OH19002A	OH19002A	OH19002A	OH19002A
				Sample_Depth_Range	0.05	0.3	3.1	0.05	0.35	0.05	0.35	1.3	1.2	2.5	3	3.5	
				Sampled_Date_Time	26/11/2019	26/11/2019	26/11/2019	12/11/2019	12/11/2019	04/12/2019	04/12/2019	05/12/2019	16/01/2020	16/01/2020	16/01/2020	16/01/2020	
				LQM S4UL Public Open Space (POS) Residential - 1% SOM (GAC)													
Chem_Group	ChemName	output unit	EQL														
Metals	Antimony	mg/kg	0.6		-	-	-	-	-	-	-	-	-	-	-	-	
	Arsenic	mg/kg	0.6	79	12.1	12.5	6.26	11.9	-	5.89	3.86	9.76	8.86	4.46	9.58	10.4	
	Boron	mg/kg	1	21000	1.68	1.53	1.71	2.03	-	<1	<1	<1	<1	<1	<1	1.19	
	Cadmium	mg/kg	0.02	120	0.14	<0.02	0.28	0.0993	-	0.135	<0.02	<0.02	0.161	0.0933	0.148	0.61	
	Chromium (hexavalent)	mg/kg	0.6	7.7	<0.6	<0.6	<0.6	<0.6	-	<0.6	<0.6	<0.6	<0.6	<0.6	<0.6	<0.6	
	Chromium	mg/kg	0.9	[#1]	52.3	53.7	30.8	53.3	-	16.2	23.1	27.7	14.7	11.3	37	41.3	
	Copper	mg/kg	1.4	12000	23.2	24.7	32.6	23.8	-	11.5	8.83	22.3	7.33	7.34	26.5	30.3	
	Lead	mg/kg	0.7	630[#2]	40.7	27.7	12.2	42.9	-	44.4	16.5	12.8	7.94	8.65	16.1	40.7	
	Mercury	mg/kg	0.14	[#3]	<0.14	<0.14	<0.14	<0.14	-	<0.14	<0.14	<0.14	<0.14	<0.14	<0.14	<0.14	
	Molybdenum	mg/kg	0.1		-	-	-	-	-	-	-	-	-	-	-	-	
	Nickel	mg/kg	0.2	230[#4]	31.7	34.1	38.2	32.3	-	10.6	12.1	38.6	13.7	11.9	66.5	54.2	
	Selenium	mg/kg	1	1100	<1	<1	1.88	<1	-	<1	<1	<1	<1	<1	<1	<1	
	Vanadium	mg/kg	0.2	2000	-	-	-	-	-	-	-	-	-	-	-	-	
	Zinc	mg/kg	1.9	81000	124	119	89.5	126	-	40.2	24.2	59.6	30.3	18.6	98.8	88.7	
Asbestos	Anthophyllite	Detect			0	0	0	0	-	0	0	0	0	0	0	0	
	Asbestos: Actinolite	Detect			0	0	0	0	-	0	0	0	0	0	0	0	
	Crocidolite Asbestos	Detect			0	0	0	0	-	0	0	0	0	0	0	0	
	Chrysotile Asbestos	Detect			0	0	0	0	-	0	0	0	0	0	0	0	
	Amosite Asbestos	Detect			0	0	0	0	-	0	0	0	0	0	0	0	
	Non-Asbestos Fibre	Detect			0	0	0	1	-	0	0	0	0	0	0	0	
	Tremolite	Detect			0	0	0	0	-	0	0	0	0	0	0	0	
Inorganics	Ammoniacal Nitrogen as N	mg/kg	12		-	-	-	-	-	-	-	-	<12	<12	<12	<12	
	Cyanide (Free)	mg/kg	1		<1	<1	<1	<1	-	<1	<1	<1	<1	<1	<1	<1	
	Cyanide Total	mg/kg	1		<1	<1	<1	<1	-	<1	<1	<1	<1	<1	<1	<1	
	cyanides-complex	mg/kg	1		<1	<1	<1	<1	-	<1	<1	<1	<1	<1	<1	<1	
PAH	Naphthalene	mg/kg	0.009	4900	<0.009	<0.009	<0.009	<0.009	-	<0.009	<0.009	<0.009	<0.009	<0.009	<0.009	<0.009	
	Acenaphthene	mg/kg	0.008	15000	<0.008	<0.008	<0.008	<0.008	-	<0.008	<0.008	<0.008	<0.008	<0.008	<0.008	<0.008	
	Acenaphthylene	mg/kg	0.012	15000	<0.012	<0.012	<0.012	<0.012	-	<0.012	<0.012	<0.012	<0.012	<0.012	<0.012	<0.012	
	Fluoranthene	mg/kg	0.017	3100	0.0319	<0.017	<0.017	0.0453	-	0.181	<0.017	<0.017	<0.017	<0.017	<0.017	<0.017	
	Anthracene	mg/kg	0.016	74000	<0.016	<0.016	<0.016	<0.016	-	<0.016	<0.016	<0.016	<0.016	<0.016	<0.016	<0.016	
	Phenanthrene	mg/kg	0.015	3100	<0.015	<0.015	<0.015	<0.015	-	0.0771	<0.015	<0.015	<0.015	<0.015	<0.015	<0.015	
	Fluorene	mg/kg	0.01	9900	<0.01	<0.01	<0.01	<0.01	-	<0.01	<0.01	<0.01	<0.01	<0.01	<0.01	<0.01	
	Chrysene	mg/kg	0.01	57	<0.01	<0.01	<0.01	0.0168	-	0.0735	<0.01	<0.01	<0.01	<0.01	<0.01	<0.01	
	Pyrene	mg/kg	0.015	7400	0.0267	<0.015	<0.015	0.0378	-	0.146	<0.015	<0.015	<0.015	<0.015	<0.015	<0.015	
	Benzo(a)anthracene	mg/kg	0.014	29	<0.014	<0.014	<0.014	<0.014	-	0.0782	<0.014	<0.014	<0.014	<0.014	<0.014	<0.014	
	Benzo(b)fluoranthene	mg/kg	0.015	7.1	<0.015	<0.015	<0.015	0.0202	-	0.106	<0.015	<0.015	<0.015	<0.015	<0.015	<0.015	
	Benzo(k)fluoranthene	mg/kg	0.014	190	<0.014	<0.014	<0.014	<0.014	-	0.0357	<0.014	<0.014	<0.014	<0.014	<0.014	<0.014	
	Benzo(a)pyrene	mg/kg	0.015	5.7	<0.015	<0.015	<0.015	<0.015	-	0.0668	<0.015	<0.015	<0.015	<0.015	<0.015	<0.015	
	Dibenz(a,h)anthracene	mg/kg	0.023	0.57	<0.023	<0.023	<0.023	<0.023	-	<0.023	<0.023	<0.023	<0.023	<0.023	<0.023	<0.023	
	Benzo(g,h,i)perylene	mg/kg	0.024	640	<0.024	<0.024	<0.024	<0.024	-	0.0436	<0.024	<0.024	<0.024	<0.024	<0.024	<0.024	
	Indeno(1,2,3-c,d)pyrene	mg/kg	0.018	82	<0.018	<0.018	<0.018	<0.018	-	0.0328	<0.018	<0.018	<0.018	<0.018	<0.018	<0.018	
	PAH 16 Total	mg/kg	0.118		<0.118	<0.118	<0.118	0.12	-	0.84	<0.118	<0.118	<0.118	<0.118	<0.118	<0.118	
TPH CWG	>C5-C6 Aliphatics	mg/kg	0.01	(sol)57000[#5]	-	-	-	-	-	-	-	-	-	-	-	-	
	>C6-C8 Aliphatics	mg/kg	0.01	600000	-	-	-	-	-	-	-	-	-	-	-	-	
	>C10-C44 Aliphatics	mg/kg	5		-	-	-	-	-	-	-	-	-	-	-	-	
	>C10-C44 Aliphatics/Aromatics	mg/kg	10		-	-	-	-	-	-	-	-	-	-	-	-	
	>C8-C10 Aliphatics	mg/kg	0.01	13000	-	-	-	-	-	-	-	-	-	-	-	-	
	>C10-C12 Aliphatics	mg/kg	1	13000	-	-	-	-	-	-	-	-	-	-	-	-	
	>C12-C16 Aliphatics	mg/kg	1	13000	-	-	-	-	-	-	-	-	-	-	-	-	
	>C16-C21 Aliphatics	mg/kg	1	125000[#6]	-	-	-	-	-	-	-	-	-	-	-	-	
	>C21-C35 Aliphatics	mg/kg	1	125000[#6]	-	-	-	-	-	-	-	-	-	-	-	-	
	>C35-C44 Aliphatics	mg/kg	1	250000	-	-	-	-	-	-	-	-	-	-	-	-	
	>C5-C10 Aliphatics	mg/kg	0.05		-	-	-	-	-	-	-	-	-	-	-	-	
	>EC5-EC10 Aromatics	mg/kg	0.05		-	-	-	-	-	-	-	-	-	-	-	-	
	>EC6-EC7 Aromatics	mg/kg	0.01		-	-	-	-	-	-	-	-	-	-	-	-	
	>EC7-EC8 Aromatics	mg/kg	0.01	56000	-	-	-	-	-	-	-	-	-	-	-	-	
	>EC8-EC10 Aromatics	mg/kg	0.01	5000	-	-	-	-	-	-	-	-	-	-	-	-	
	>EC10-EC12 Aromatics	mg/kg	1	5000	-	-	-	-	-	-	-	-	-	-	-	-	
	>EC10-EC44 Aromatics	mg/kg	5		-	-	-	-	-	-	-	-	-	-	-	-	
	>EC12-EC16 Aromatics	mg/kg	1	5100	-	-	-	-	-	-	-	-	-	-	-	-	
	>EC16-EC21 Aromatics	mg/kg	1	3800	-	-	-	-	-	-	-	-	-	-	-	-	
	>EC21-EC35 Aromatics	mg/kg	1	3800	-	-	-	-	-	-	-	-	-	-	-	-	
	>EC35-EC44 Aromatics	mg/kg	1	3800	-	-	-	-	-	-	-	-	-	-	-	-	
	>EC40-EC44 Aromatics	mg/kg	1		-	-	-	-	-	-	-	-	-	-	-	-	
	TPH Aliphatics & Aromatics >C5-44	mg/kg	10		-	-	-	-	-	-	-	-	-	-	-	-	
TPH	>C5-C6	mg/kg	0.02		<0.02	<0.02	<0.02	<0.02	-	<0.02	<0.02	<0.02	<0.02	<0.02	<0.02	<0.02	
	>C6-C7	mg/kg	0.02		<0.02	<0.02	<0.02	<0.02	-	<0.02	<0.02	<0.02	<0.02	<0.02	<0.02	<0.02	
	>C7-C8	mg/kg	0.02		<0.02	<0.02	<0.02	<0.02	-	<0.02	<0.02	<0.02	<0.02	<0.02	<0.02	<0.02	
	>C8-C10	mg/kg	0.02		<0.02	<0.02	<0.02	<0.02	-	<0.02	<0.02	<0.02	<0.02	<0.02	0.0219	<0.02	
	>C10-C12	mg/kg	0.02		<0.02	<0.02	<0.02	<0.02	-	<0.02	<0.02	<0.02	<0.02	<0.02	<0.02	<0.02	
	>C12-C16	mg/kg	35		<35	<35	<35	<35	-	<35	<35	<35	<35	<35	<35	<35	
	>C16-C21	mg/kg	35		<35	<35	<35	<35	-	<35	<35	<35	<35	<35	<35	<35	
	>C21-C28	mg/kg	35		<35	<35	<35	<35	-	<35	<35	<35	<35	<35	<35	<35	
	>C28-C35	mg/kg	35		<35	<35	<35	<35	-	<35	<35	<35	<35	<35	<35	<35	
	>C35-C40	mg/kg	35		<35	<35	<35	<35	-	<35	<35	<35	<35	<35	<35	<35	
	GRO >C5-10	mg/kg	0.02		-	-	-	-	-	-	-	-	-	-	-	-	
	EPH>C5-40	mg/kg	35		<35	<35	<35	35.1	-	<35	<35	<35	-	-	-	-	
	EPH >C10-40	mg/kg	35		<35	<35	<35	35.1	-	<35	<35	<35	<35	<35	<35	<35	
	GRO >C5-12	mg/kg	0.1		<0.1	<0.1	<0.1	<0.1	-	<0.1	<0.1	<0.1	<0.1	<0.1	<0.1	<0.1	
	Total Petroleum Hydrocarbons	mg/kg	35		-	-	-	-	-	-	-	-	<35	<35	<35	<35	
BTEX and MTBE	Benzene	mg/kg	0.009	72	<0.009	<0.009	<0.009	<0.009	-	<0.009	<0.009	<0.009	<0.009	<0.009	<0.009	<0.009	
	Toluene	mg/kg	0.007	56000	<0.007	<0.007	<0.007	<0.007	-	<0.007	<0.007	<0.007	<0.007	<0.007	<0.007	<0.007	
	Ethylbenzene	mg/kg	0.004	24000	<0.004	<0.004	<0.004	<0.004	-	<0.004	<0.004	<0.004	<0.004	<0.004	<0.004	<0.004	
	Xylene (m & p)	mg/kg	0.01	41000[#7]	<0.01	<0.01	<0.01	<0.01	-	<0.01	<0.01	<0.01	<0.01	<0.01	<0.01	<0.01	
	Xylene (o)	mg/kg	0.01	41000	<0.01	<0.01	<0.01	<0.01	-	<0.01	<0.01	<0.01	<0.01	<0.01	<0.01	<0.01	
	Xylene Total	mg/kg	0.02		-	-	-	-	-	-	-	-	-	-	-	-	
	MTBE	mg/kg	0.01		<0.01	<0.01	<0.01	<0.01	-	<0.01	<0.01	<0.01	<0.01	<0.01	<0.01	<0.01	
	Total BTEX	mg/kg	0.04		<0.04	<0.04	<0.04	<0.04	-	<0.04	<0.04	<0.04	<0.04	<0.04	<0.04	<0.04	
VOC	Styrene	mg/kg	0.01		-	-	-	-	-	-	-	-	-	-	-	-	
	cis-1,3-dichloropropene	mg/kg	0.01		-	-	-	-	-	-	-	-	-	-	-	-	
	trans-1,3-dichloropropene	mg/kg	0.01		-	-	-	-	-	-	-	-	-	-	-	-	
	1,1,1,2-tetrachloroethane	mg/kg	0.01	1400	-	-	-	-	-	-	-	-	-	-	-	-	
	1,1,1-trichloroethane	mg/kg	0.007	140000	-	-	-	-	-	-	-	-	-	-	-	-	
	1,1,2,2-tetrachloroethane	mg/kg	0.01	1400	-	-	-	-	-	-	-	-	-	-	-	-	
	1,1,2-trichloroethane	mg/kg	0.01		-	-	-	-	-	-	-	-	-	-	-	-	
	1,1-dichloroethane	mg/kg	0.008		-	-	-	-	-	-	-	-	-	-	-	-	
	1,1-dichloroethene	mg/kg	0.01		-	-	-	-	-	-	-	-	-	-	-	-	
	1,1-dichloropropene	mg/kg	0.01		-	-	-	-	-	-	-	-	-	-	-	-	
	1,2,3-trichloropropane	mg/kg	0.016		-	-	-	-	-	-	-	-	-	-	-	-	
	1,2,4-trimethylbenzene	mg/kg	0.009		-	-	-	-	-	-	-	-	-	-	-	-	
	1,2-dibromo-3-chloropropane	mg/kg	0.014		-	-	-	-	-	-	-	-	-	-	-	-	
	1,2-dibromoethane	mg/kg	0.01		-	-	-	-	-	-	-	-	-	-	-	-	
	1,2-dichloroethane	mg/kg	0.005	29	-	-	-	-	-	-	-	-	-	-	-	-	
	1,2-dichloropropane	mg/kg	0.01		-	-	-	-	-	-	-	-	-	-	-	-	
	1,3,5-trimethylbenzene	mg/kg	0.008		-	-	-	-	-	-	-	-	-	-	-	-	
	1,3-dichloropropane	mg/kg	0.007		-	-	-	-	-	-	-	-	-	-	-	-	
	2,2-dichloropropane	mg/kg	0.01		-	-	-	-	-	-	-	-	-	-	-	-	
	2-chlorotoluene	mg/kg	0.009		-	-	-	-	-	-	-	-	-	-	-	-	
	4-chlorotoluene	mg/kg	0.01		-	-	-	-	-	-	-	-	-	-	-	-	
	Bromobenzene	mg/kg	0.01		-	-	-	-	-	-	-	-	-	-	-	-	
	Bromochloromethane	mg/kg	0.01		-	-	-	-	-	-	-	-	-	-	-	-	
	Bromodichloromethane	mg/kg	0.007		-	-	-	-	-	-	-	-	-	-	-	-	
	Bromoform	mg/kg	0.01		-	-	-	-	-	-	-	-	-	-	-	-	
	Bromomethane	mg/kg	0.01		-	-	-	-	-	-	-	-	-	-	-	-	
	Carbon disulfide	mg/kg	0.007	11000	-	-	-	-	-	-	-	-	-	-	-	-	
	Carbon tetrachloride	mg/kg	0.01	890	-	-	-	-	-	-	-	-	-	-	-	-	
	Chlorodibromomethane	mg/kg	0.01		-	-	-	-	-	-	-	-	-	-	-	-	
	Chloroethane	mg/kg	0.01		-	-	-	-	-	-	-	-	-	-	-	-	
	Chloroform	mg/kg	0.008	2500	-	-	-	-	-	-	-	-	-	-	-	-	

				Location_Code	OH17001	OH17001	OH17001	OH17004	OH17004	OH19001	OH19001	OH19001	OH19002A	OH19002A	OH19002A	OH19002A
				Sample_Depth_Range	0.05	0.3	3.1	0.05	0.35	0.05	0.35	1.3	1.2	2.5	3	3.5
				Sampled_Date_Time	26/11/2019	26/11/2019	26/11/2019	12/11/2019	12/11/2019	04/12/2019	04/12/2019	05/12/2019	16/01/2020	16/01/2020	16/01/2020	16/01/2020
				LQM S4UL Public Open Space (POS) Residential - 1% SOM (GAC)												
Chem_Group	ChemName	output unit	EQL													
	Chloromethane	mg/kg	0.007		-	-	-	-	-	-	-	-	-	-	-	-
	cis-1,2-dichloroethene	mg/kg	0.006		-	-	-	-	-	-	-	-	-	-	-	-
	Dibromomethane	mg/kg	0.009		-	-	-	-	-	-	-	-	-	-	-	-
	Dichlorodifluoromethane	mg/kg	0.006		-	-	-	-	-	-	-	-	-	-	-	-
	Dichloromethane	mg/kg	0.01		-	-	-	-	-	-	-	-	-	-	-	-
	Isopropylbenzene	mg/kg	0.005		-	-	-	-	-	-	-	-	-	-	-	-
	n-butylbenzene	mg/kg	0.011		-	-	-	-	-	-	-	-	-	-	-	-
	n-propylbenzene	mg/kg	0.01		-	-	-	-	-	-	-	-	-	-	-	-
	p-isopropyltoluene	mg/kg	0.01		-	-	-	-	-	-	-	-	-	-	-	-
	sec-butylbenzene	mg/kg	0.01		-	-	-	-	-	-	-	-	-	-	-	-
	Trichloroethene	mg/kg	0.009	120	-	-	-	-	-	-	-	-	-	-	-	-
	tert-butylbenzene	mg/kg	0.014		-	-	-	-	-	-	-	-	-	-	-	-
	Tetrachloroethene	mg/kg	0.005	1400	-	-	-	-	-	-	-	-	-	-	-	-
	trans-1,2-dichloroethene	mg/kg	0.01		-	-	-	-	-	-	-	-	-	-	-	-
	Trichlorofluoromethane	mg/kg	0.006		-	-	-	-	-	-	-	-	-	-	-	-
	Vinyl chloride	mg/kg	0.006	3.5	-	-	-	-	-	-	-	-	-	-	-	-
	tert-Amyl methyl ether	mg/kg	0.01		-	-	-	-	-	-	-	-	-	-	-	-
VOC/SVOC	1,2,3-trichlorobenzene	mg/kg	0.02	1800	-	-	-	-	-	-	-	-	-	-	-	-
	1,2,4-trichlorobenzene	mg/kg	0.02	15000	-	-	-	-	-	-	-	-	-	-	-	-
	1,2-dichlorobenzene	mg/kg	0.01	90000	-	-	-	-	-	-	-	-	-	-	-	-
	1,3-dichlorobenzene	mg/kg	0.008	300	-	-	-	-	-	-	-	-	-	-	-	-
	1,4-dichlorobenzene	mg/kg	0.005	17000	-	-	-	-	-	-	-	-	-	-	-	-
	Chlorobenzene	mg/kg	0.005	11000	-	-	-	-	-	-	-	-	-	-	-	-
	Hexachlorobutadiene	mg/kg	0.02	25	-	-	-	-	-	-	-	-	-	-	-	-
SVOC	4-bromophenyl phenyl ether	mg/kg	0.1		-	-	-	-	-	-	-	-	-	-	-	-
	4-nitroaniline	mg/kg	0.1		-	-	-	-	-	-	-	-	-	-	-	-
	4-nitrophenol	mg/kg	0.1		-	-	-	-	-	-	-	-	-	-	-	-
	2,4,5-trichlorophenol	mg/kg	0.1		-	-	-	-	-	-	-	-	-	-	-	-
	2,4,6-trichlorophenol	mg/kg	0.1		-	-	-	-	-	-	-	-	-	-	-	-
	2,4-dichlorophenol	mg/kg	0.1		-	-	-	-	-	-	-	-	-	-	-	-
	2,4-dimethylphenol	mg/kg	0.1		-	-	-	-	-	-	-	-	-	-	-	-
	2,4-dinitrotoluene	mg/kg	0.1		-	-	-	-	-	-	-	-	-	-	-	-
	2,6-dinitrotoluene	mg/kg	0.1		-	-	-	-	-	-	-	-	-	-	-	-
	2-chloronaphthalene	mg/kg	0.1		-	-	-	-	-	-	-	-	-	-	-	-
	2-chlorophenol	mg/kg	0.1		-	-	-	-	-	-	-	-	-	-	-	-
	2-methylnaphthalene	mg/kg	0.1		-	-	-	-	-	-	-	-	-	-	-	-
	2-methylphenol	mg/kg	0.1		-	-	-	-	-	-	-	-	-	-	-	-
	2-nitroaniline	mg/kg	0.1		-	-	-	-	-	-	-	-	-	-	-	-
	2-nitrophenol	mg/kg	0.1		-	-	-	-	-	-	-	-	-	-	-	-
	3-nitroaniline	mg/kg	0.1		-	-	-	-	-	-	-	-	-	-	-	-
	4-chloro-3-methylphenol	mg/kg	0.1		-	-	-	-	-	-	-	-	-	-	-	-
	4-chloroaniline	mg/kg	0.1		-	-	-	-	-	-	-	-	-	-	-	-
	4-chlorophenyl phenyl ether	mg/kg	0.1		-	-	-	-	-	-	-	-	-	-	-	-
	4-methylphenol	mg/kg	0.1		-	-	-	-	-	-	-	-	-	-	-	-
	Azobenzene	mg/kg	0.1		-	-	-	-	-	-	-	-	-	-	-	-
	Bis(2-chloroethoxy) methane	mg/kg	0.1		-	-	-	-	-	-	-	-	-	-	-	-
	Bis(2-chloroethyl)ether	mg/kg	0.1		-	-	-	-	-	-	-	-	-	-	-	-
	Bis(2-chloroisopropyl) ether	mg/kg	0.1		-	-	-	-	-	-	-	-	-	-	-	-
	Bis(2-ethylhexyl) phthalate	mg/kg	0.1		-	-	-	-	-	-	-	-	-	-	-	-
	Butyl benzyl phthalate	mg/kg	0.1		-	-	-	-	-	-	-	-	-	-	-	-
	Carbazole	mg/kg	0.1		-	-	-	-	-	-	-	-	-	-	-	-
	Dibenzofuran	mg/kg	0.1		-	-	-	-	-	-	-	-	-	-	-	-
	Diethylphthalate	mg/kg	0.1		-	-	-	-	-	-	-	-	-	-	-	-
	Dimethyl phthalate	mg/kg	0.1		-	-	-	-	-	-	-	-	-	-	-	-
	Di-n-butyl phthalate	mg/kg	0.1		-	-	-	-	-	-	-	-	-	-	-	-
	Di-n-octyl phthalate	mg/kg	0.1		-	-	-	-	-	-	-	-	-	-	-	-
	Hexachlorobenzene	mg/kg	0.05	16	-	-	-	-	-	-	-	-	-	-	-	-
	Hexachlorocyclopentadiene	mg/kg	0.1		-	-	-	-	-	-	-	-	-	-	-	-
	Hexachloroethane	mg/kg	0.1		-	-	-	-	-	-	-	-	-	-	-	-
	Isophorone	mg/kg	0.1		-	-	-	-	-	-	-	-	-	-	-	-
	Nitrobenzene	mg/kg	0.1		-	-	-	-	-	-	-	-	-	-	-	-
	N-nitrosodi-n-propylamine	mg/kg	0.1		-	-	-	-	-	-	-	-	-	-	-	-
	Pentachlorophenol	mg/kg	0.1	60	-	-	-	-	-	-	-	-	-	-	-	-
PCB	Heptachlorobiphenyl, 2,3,3,4,4,5,5- (PCB 189)	mg/kg	0.003		-	-	-	-	-	-	-	-	<0.003	<0.003	<0.003	<0.003
	Hexachlorobiphenyl, 2,3,3,4,4,5- (PCB 156)	mg/kg	0.003		-	-	-	-	-	-	-	-	<0.003	<0.003	<0.003	<0.003
	Hexachlorobiphenyl, 2,3,3,4,4,5- (PCB 157)	mg/kg	0.003		-	-	-	-	-	-	-	-	<0.003	<0.003	<0.003	<0.003
	Hexachlorobiphenyl, 2,3,4,4,5,5- (PCB 167)	mg/kg	0.003		-	-	-	-	-	-	-	-	<0.003	<0.003	<0.003	<0.003
	Hexachlorobiphenyl, 3,3,4,4,5,5- (PCB 169)	mg/kg	0.003		-	-	-	-	-	-	-	-	<0.003	<0.003	<0.003	<0.003
	PCB 101	mg/kg	0.003		-	-	-	-	-	-	-	-	<0.003	<0.003	<0.003	<0.003
	PCB 118	mg/kg	0.003		-	-	-	-	-	-	-	-	<0.003	<0.003	<0.003	<0.003
	PCB 138	mg/kg	0.003		-	-	-	-	-	-	-	-	<0.003	<0.003	<0.003	<0.003
	PCB 153	mg/kg	0.003		-	-	-	-	-	-	-	-	<0.003	<0.003	<0.003	<0.003
	PCB 180	mg/kg	0.003		-	-	-	-	-	-	-	-	<0.003	<0.003	<0.003	<0.003
	PCB 28	mg/kg	0.003		-	-	-	-	-	-	-	-	<0.003	<0.003	<0.003	<0.003
	PCB 52	mg/kg	0.003		-	-	-	-	-	-	-	-	<0.003	<0.003	<0.003	<0.003
	Pentachlorobiphenyl, 2,3,3,4,4- (PCB 105)	mg/kg	0.003		-	-	-	-	-	-	-	-	<0.003	<0.003	<0.003	<0.003
	Pentachlorobiphenyl, 2,3,4,4,5- (PCB 114)	mg/kg	0.003		-	-	-	-	-	-	-	-	<0.003	<0.003	<0.003	<0.003
	Pentachlorobiphenyl, 2,3,4,4,5- (PCB 123)	mg/kg	0.003		-	-	-	-	-	-	-	-	<0.003	<0.003	<0.003	<0.003
	Pentachlorobiphenyl, 3,3,4,4,5- (PCB 126)	mg/kg	0.003		-	-	-	-	-	-	-	-	<0.003	<0.003	<0.003	<0.003
	Tetrachlorobiphenyl, 3,3,4,4- (PCB 77)	mg/kg	0.003		-	-	-	-	-	-	-	-	<0.003	<0.003	<0.003	<0.003
	Tetrachlorobiphenyl, 3,4,4,5- (PCB 81)	mg/kg	0.003		-	-	-	-	-	-	-	-	<0.003	<0.003	<0.003	<0.003
	Total PCB 7 Congeners	mg/kg	0.021		-	-	-	-	-	-	-	-	<0.021	<0.021	<0.021	<0.021
	Total PCB WHO 12	mg/kg	0.036		-	-	-	-	-	-	-	-	<0.036	<0.036	<0.036	<0.036
Phenolics	Xylenols	mg/kg	0.015		<0.015	<0.015	<0.015	<0.015	-	<0.015	<0.015	<0.015	<0.015	<0.015	<0.015	<0.015
	Cresol Total	mg/kg	0.01		<0.01	<0.01	<0.01	<0.01	-	<0.01	<0.01	<0.01	<0.01	<0.01	<0.01	<0.01
	Phenol	mg/kg	0.01	(dir)760[#8]	<0.01	<0.01	<0.01	<0.01	-	<0.01	<0.01	<0.01	<0.01	<0.01	<0.01	<0.01
	Phenols Monohydric	mg/kg	0.035		<0.035	<0.035	<0.035	<0.035	-	<0.035	<0.035	<0.035	<0.035	<0.035	<0.035	<0.035
Organotins	Dibutyltin	mg/kg			-	-	-	-	-	-	-	-	<0.02	<0.02	<0.02	<0.02
	Monophenyltin	mg/kg			-	-	-	-	-	-	-	-	<0.02	<0.02	<0.02	<0.02
	Diphenyltin	mg/kg			-	-	-	-	-	-	-	-	<0.02	<0.02	<0.02	<0.02
	Monobutyltin	mg/kg			-	-	-	-	-	-	-	-	<0.15	<0.15	<0.15	<0.15
	Tetrabutyltin	mg/kg			-	-	-	-	-	-	-	-	<0.02	<0.02	<0.02	<0.02
	Tributyltin	mg/kg			-	-	-	-	-	-	-	-	<0.02	<0.02	<0.02	<0.02
	Triphenyltin	mg/kg			-	-	-	-	-	-	-	-	<0.05	<0.05	<0.05	<0.05
Pesticides	Heptachlor epoxide	mg/kg	0.05		-	-	-	-	-	-	-	-	-	-	-	-
	2,4,5-TP (Silvex)	mg/kg			-	-	-	-	-	-	-	-	-	-	-	-
	Hedonal	mg/kg			-	-	-	-	-	-	-	-	-	-	-	-
	2,4-DDT	mg/kg	0.05		-	-	-	-	-	-	-	-	-	-	-	-
	2,4-Dichlorprop	mg/kg			-	-	-	-	-	-	-	-	-	-	-	-
	4-(2,4-Dichlorophenoxy)butyric Acid (2,4-DB)	mg/kg			-	-	-	-	-	-	-	-	-	-	-	-
	4,4-DDE	mg/kg	0.05		-	-	-	-	-	-	-	-	-	-	-	-
	a-BHC	mg/kg	0.05	24	-	-	-	-	-	-	-	-	-	-	-	-
	Aldrin	mg/kg	0.05	18	-	-	-	-	-	-	-	-	-	-	-	-
	Atrazine	mg/kg	0.05	1200	-	-	-	-	-	-	-	-	-	-	-	-
	Azinophos methyl	mg/kg	0.05		-	-	-	-	-	-	-	-	-	-	-	-
	b-BHC	mg/kg	0.05	8.1	-	-	-	-	-	-	-	-	-	-	-	-
	Bentazone	mg/kg			-	-	-	-	-	-	-	-	-	-	-	-
	Chlordane (cis)	mg/kg	0.05		-	-	-	-	-	-	-	-	-	-	-	-
	Chlordane (trans)	mg/kg	0.05		-	-	-	-	-	-	-	-	-	-	-	-
	Chlorfenvinphos	mg/kg	0.05		-	-	-	-	-	-	-	-	-	-	-	-
	Chlorotoluron	mg/kg			-	-	-	-	-	-	-	-	-	-	-	-
	Chlorpyrifos-methyl	mg/kg	0.05		-	-	-	-	-	-	-	-	-	-	-	-
	Cyanazine	mg/kg			-	-	-	-	-	-	-	-	-	-	-	-
	d-BHC	mg/kg	0.05		-	-	-	-	-	-	-	-	-	-	-	-
	DDD	mg/kg	0.05		-	-	-	-	-	-	-	-	-	-	-	-
	DDT	mg/kg	0.05		-	-	-	-	-	-	-	-	-	-	-	-
	Diazinon	mg/kg	0.05		-	-	-	-	-	-	-	-	-	-	-	-
	Dichlorvos	mg/kg	0.05	16	-	-	-	-	-	-	-	-	-	-	-	-
	Dieldrin	mg/kg	0.05	18	-	-	-	-	-	-	-	-	-	-	-	-

				Location_Code	OH17001	OH17001	OH17001	OH17004	OH17004	OH19001	OH19001	OH19001	OH19002A	OH19002A	OH19002A	OH19002A
				Sample_Depth_Range	0.05	0.3	3.1	0.05	0.35	0.05	0.35	1.3	1.2	2.5	3	3.5
				Sampled_Date_Time	26/11/2019	26/11/2019	26/11/2019	12/11/2019	12/11/2019	04/12/2019	04/12/2019	05/12/2019	16/01/2020	16/01/2020	16/01/2020	16/01/2020
Chem_Group	ChemName	output unit	EQL	LQM S4UL Public Open Space (POS) Residential - 1% SOM (GAC)												
	Dimethoate	mg/kg	0.05		-	-	-	-	-	-	-	-	-	-	-	-
	Diuron	mg/kg			-	-	-	-	-	-	-	-	-	-	-	-
	Endosulfan I	mg/kg	0.05	1200	-	-	-	-	-	-	-	-	-	-	-	-
	Endosulfan II	mg/kg	0.05		-	-	-	-	-	-	-	-	-	-	-	-
	Endrin	mg/kg	0.05		-	-	-	-	-	-	-	-	-	-	-	-
	Fenitrothion	mg/kg	0.05		-	-	-	-	-	-	-	-	-	-	-	-
	Fenthion	mg/kg	0.05		-	-	-	-	-	-	-	-	-	-	-	-
	Fluroxypyr	mg/kg			-	-	-	-	-	-	-	-	-	-	-	-
	g-BHC (Lindane)	mg/kg	0.05	8.2	-	-	-	-	-	-	-	-	-	-	-	-
	Heptachlor	mg/kg	0.05		-	-	-	-	-	-	-	-	-	-	-	-
	Isodrin	mg/kg	0.05		-	-	-	-	-	-	-	-	-	-	-	-
	Isoproturon	mg/kg			-	-	-	-	-	-	-	-	-	-	-	-
	Linuron	mg/kg			-	-	-	-	-	-	-	-	-	-	-	-
	Malathion	mg/kg	0.05		-	-	-	-	-	-	-	-	-	-	-	-
	2-Methyl-4-chlorophenoxyacetic acid	mg/kg			-	-	-	-	-	-	-	-	-	-	-	-
	2-Methyl-4-Chlorophenoxy Butanoic Acid	mg/kg			-	-	-	-	-	-	-	-	-	-	-	-
	Mecoprop	mg/kg			-	-	-	-	-	-	-	-	-	-	-	-
	Methoxychlor	mg/kg	0.05		-	-	-	-	-	-	-	-	-	-	-	-
	Methyl parathion	mg/kg	0.05		-	-	-	-	-	-	-	-	-	-	-	-
	Mevinphos (Phosdrin)	mg/kg	0.05		-	-	-	-	-	-	-	-	-	-	-	-
	o,p-DDD	mg/kg	0.05		-	-	-	-	-	-	-	-	-	-	-	-
	o,p'-DDE	mg/kg	0.05		-	-	-	-	-	-	-	-	-	-	-	-
	Parathion	mg/kg	0.05		-	-	-	-	-	-	-	-	-	-	-	-
	Pendimethalin	mg/kg	0.05		-	-	-	-	-	-	-	-	-	-	-	-
	Phorate	mg/kg	0.05		-	-	-	-	-	-	-	-	-	-	-	-
	Prometryn	mg/kg	0.05		-	-	-	-	-	-	-	-	-	-	-	-
	Pronamide	mg/kg	0.05		-	-	-	-	-	-	-	-	-	-	-	-
	Propazine	mg/kg	0.05		-	-	-	-	-	-	-	-	-	-	-	-
	Simazine	mg/kg	0.05		-	-	-	-	-	-	-	-	-	-	-	-
	Terbutryn	mg/kg	0.05		-	-	-	-	-	-	-	-	-	-	-	-
	Terbutylazine	mg/kg	0.05		-	-	-	-	-	-	-	-	-	-	-	-
	Triadimefon	mg/kg	0.05		-	-	-	-	-	-	-	-	-	-	-	-
	Triclopyr	mg/kg			-	-	-	-	-	-	-	-	-	-	-	-
	Trifluralin	mg/kg	0.05		-	-	-	-	-	-	-	-	-	-	-	-
SVOC TIC	SVOC TICS - Detect	Detect			-	-	-	-	-	-	-	-	-	-	-	-
	SVOC Tentatively Identified Compounds	mg/kg	0.1		-	-	-	-	-	-	-	-	-	-	-	-
VOC TIC	VOC TICs - Detect	Detect			-	-	-	-	-	-	-	-	-	-	-	-
	VOC Tentatively Identified Compounds	mg/kg	0.01		-	-	-	-	-	-	-	-	-	-	-	-
Other	Temperature	°C			18.6	18.8	20.6	18.3	16.9	17.1	15.5	11.8	17.4	17.5	16.1	17.3
	Conductivity @ 20oC	µS/cm	14		453 - 478	267	3480 - 3510	627 - 815	53.6 - 91.2	188 - 280	88.4 - 95.1	221 - 237	83.1 - 96.6	139 - 148	333 - 433	512 - 704
	Moisture Content (dried @35oC)	%			28	28	22	24	27	13	14	16	7.1	13	23	22
	pH (Lab)	pH_Units	1		7.22 - 8.74	7.07 - 8.69	7.84 - 7.97	6.01 - 8.57	7.12 - 8.38	8.11 - 8.41	7.64 - 8.77	7.31 - 8.8	7.49 - 8.66	8.03 - 8.68	8.11 - 8.46	7.84 - 8.3
	Total Organic Carbon	%	0.2		2.93	1.96	0.213	2.87	-	1.11	0.332	<0.2	0.206	<0.2	<0.2	0.462

Environmental Standards Comments
#1:GAC is only presented as speciated chromium. 7.7mg/kg is used for hexavalent. If hexavalent chromium (CrVI) data is available, a value of 1,500mg/kg may be appropriate for the remaining trivalent chromium (CrIII).
#2:C4SL for lead adopted
#3:GAC only presented as speciated mercury. 16mg/kg is used for elemental mercury. If the CSM indicates that elemental mercury is not a CoC and mercury is present in an inorganic form, a value of 120mg/kg for inorganic mercury may be appropriate
#4:Updated S4UL for nickel
#5:S4UL exceeds solubility saturation limit
#6:Criteria derived for Ali>C16-C35 split between Ali>C16-21 & Ali>C21-35. Requires summation of fractions to use Ali>C16-C35 criteria.
#7:Criteria presented is for p-xylene. A separate value is presented for o-xylene.
#8:S4UL based on a threshold protective of direct skin contact with phenol

Key
27.8 Result exceeds GAC

Notes
Where a range is given a determinand has been analysed for by more than one method

				Location_Code	OH19002	OH19002	OH19002	OH19002	OH19002	OH19002	OH19003A	OH19003A	OH19003A	OH19003	OH20001	OH20001
				Sample_Depth_Range	0.05	0.35	0.65	1.2	2.5	3	0.05	0.4	0.9	1.7	0.05	0.35
				Sampled_Date_Time	09/12/2019	09/12/2019	09/12/2019	10/12/2019	10/12/2019	10/12/2019	08/01/2020	08/01/2020	08/01/2020	04/12/2019	13/01/2020	13/01/2020
				LQM S4UL Public Open Space (POS) Residential - 1% SOM (GAC)												
Chem_Group	**ChemName**	**output unit**	**EQL**													
Metals	Antimony	mg/kg	0.6	-	-	-	-	-	-	-	-	-	-	-	-	-
	Arsenic	mg/kg	0.6	79	8.48	9.52	5.28	9.64	10.4	7.95	8.02	10.2	7.59	8.5	7.02	41.3
	Boron	mg/kg	1	21000	<1	<1	<1	<1	1.08	<1	<1	<1	<1	<1	<1	<1
	Cadmium	mg/kg	0.02	120	0.226	0.344	0.0886	0.139	0.196	1.05	0.277	<0.02	0.26	<0.02	0.271	0.406
	Chromium (hexavalent)	mg/kg	0.6	7.7	<0.6	<0.6	<0.6	<0.6	<0.6	<0.6	<0.6	<0.6	<0.6	<0.6	<0.6	<0.6
	Chromium	mg/kg	0.9	[#1]	12.3	12.2	26.9	15.7	35.2	43	16.4	30	17.5	28.5	12.8	17
	Copper	mg/kg	1.4	12000	12.4	9.22	8.91	7.73	28.2	29.9	11.4	18.4	12.1	21	14.7	16.9
	Lead	mg/kg	0.7	630[#2]	51.5	26.4	10.4	8.1	14.2	15.8	43.4	15	44	10.8	51.9	29.2
	Mercury	mg/kg	0.14	[#3]	<0.14	<0.14	<0.14	<0.14	<0.14	<0.14	<0.14	<0.14	<0.14	<0.14	<0.14	<0.14
	Molybdenum	mg/kg	0.1		-	-	-	-	-	-	-	-	-	-	-	-
	Nickel	mg/kg	0.2	230[#4]	8.17	12.1	17.1	12.2	51.3	64.2	12	34.1	12.4	39.6	10.2	14
	Selenium	mg/kg	1	1100	<1	<1	<1	<1	<1	<1	<1	<1	<1	<1	<1	<1
	Vanadium	mg/kg	0.2	2000	-	-	-	-	-	-	-	-	-	-	-	-
	Zinc	mg/kg	1.9	81000	45.2	45.1	35.4	16.8	81.8	80.2	47.1	58.8	53.4	73.7	50.3	72
Asbestos	Anthophyllite	Detect			0	0	0	0	0	0	0	0	0	0	0	0
	Asbestos: Actinolite	Detect			0	0	0	0	0	0	0	0	0	0	0	0
	Crocidolite Asbestos	Detect			0	0	0	0	0	0	0	0	0	0	0	0
	Chrysotile Asbestos	Detect			0	0	0	0	0	0	0	0	0	0	0	0
	Amosite Asbestos	Detect			0	0	0	0	0	0	0	0	0	0	0	0
	Non-Asbestos Fibre	Detect			0	0	0	0	0	0	0	0	0	0	0	0
	Tremolite	Detect			0	0	0	0	0	0	0	0	0	0	0	0
Inorganics	Ammoniacal Nitrogen as N	mg/kg	12		<12	43.9	<12	<12	<12	<12	-	-	-	-	-	-
	Cyanide (Free)	mg/kg	1		<1	<1	<1	<1	<1	<1	<1	<1	<1	<1	<1	<1
	Cyanide Total	mg/kg	1		<1	<1	<1	<1	<1	<1	<1	<1	<1	<1	<1	<1
	cyanides-complex	mg/kg	1		<1	<1	<1	<1	<1	<1	<1	<1	<1	<1	<1	<1
PAH	Naphthalene	mg/kg	0.009	4900	<0.009	<0.009	<0.009	<0.009	<0.009	<0.009	<0.009	<0.009	<0.009	<0.009	<0.009	<0.009
	Acenaphthene	mg/kg	0.008	15000	<0.008	<0.008	<0.008	<0.008	<0.008	<0.008	<0.008	<0.008	<0.008	<0.008	0.0114	<0.008
	Acenaphthylene	mg/kg	0.012	15000	<0.012	<0.012	<0.012	<0.012	<0.012	<0.012	<0.012	<0.012	<0.012	<0.012	<0.012	<0.012
	Fluoranthene	mg/kg	0.017	3100	0.069	<0.017	<0.017	<0.017	<0.017	<0.017	0.0631	<0.017	0.0522	<0.017	0.277	0.082
	Anthracene	mg/kg	0.016	74000	<0.016	<0.016	<0.016	<0.016	<0.016	<0.016	<0.016	<0.016	<0.016	<0.016	0.0316	<0.016
	Phenanthrene	mg/kg	0.015	3100	0.0237	<0.015	<0.015	<0.015	<0.015	<0.015	0.023	<0.015	0.0197	<0.015	0.149	0.0391
	Fluorene	mg/kg	0.01	9900	<0.01	<0.01	<0.01	<0.01	<0.01	<0.01	<0.01	<0.01	<0.01	<0.01	<0.01	<0.01
	Chrysene	mg/kg	0.01	57	0.0363	<0.01	<0.01	<0.01	<0.01	<0.01	0.0375	<0.01	0.0324	<0.01	0.132	0.0457
	Pyrene	mg/kg	0.015	7400	0.0601	<0.015	<0.015	<0.015	<0.015	<0.015	0.0546	<0.015	0.046	<0.015	0.239	0.07
	Benzo(a)anthracene	mg/kg	0.014	29	0.0348	<0.014	<0.014	<0.014	<0.014	<0.014	0.0286	<0.014	0.0249	<0.014	0.123	0.042
	Benzo(b)fluoranthene	mg/kg	0.015	7.1	0.0382	<0.015	<0.015	<0.015	<0.015	<0.015	0.0481	<0.015	0.0446	<0.015	0.173	0.0648
	Benzo(k)fluoranthene	mg/kg	0.014	190	0.0198	<0.014	<0.014	<0.014	<0.014	<0.014	<0.014	<0.014	<0.014	<0.014	0.0554	0.0201
	Benzo(a)pyrene	mg/kg	0.015	5.7	0.0385	<0.015	<0.015	<0.015	<0.015	<0.015	0.0287	<0.015	0.0259	<0.015	0.119	0.0427
	Dibenz(a,h)anthracene	mg/kg	0.023	0.57	<0.023	<0.023	<0.023	<0.023	<0.023	<0.023	<0.023	<0.023	<0.023	<0.023	<0.023	<0.023
	Benzo(g,h,i)perylene	mg/kg	0.024	641	0.0293	<0.024	<0.024	<0.024	<0.024	<0.024	<0.024	<0.024	<0.024	<0.024	0.0898	0.0311
	Indeno(1,2,3-c,d)pyrene	mg/kg	0.018	82	0.0278	<0.018	<0.018	<0.018	<0.018	<0.018	0.0224	<0.018	<0.018	<0.018	0.09	0.0325
	PAH 16 Total	mg/kg	0.118		0.378	<0.118	<0.118	<0.118	<0.118	<0.118	0.306	<0.118	0.246	<0.118	1.49	0.47
TPH CWG	>C5-C6 Aliphatics	mg/kg	0.01	(sol)570000[#5]	-	-	-	-	-	-	-	-	-	-	-	-
	>C6-C8 Aliphatics	mg/kg	0.01	600000	-	-	-	-	-	-	-	-	-	-	-	-
	>C10-C44 Aliphatics	mg/kg	5		-	-	-	-	-	-	-	-	-	-	-	-
	>C10-C44 Aliphatics/Aromatics	mg/kg	10		-	-	-	-	-	-	-	-	-	-	-	-
	>C8-C10 Aliphatics	mg/kg	0.01	13000	-	-	-	-	-	-	-	-	-	-	-	-
	>C10-C12 Aliphatics	mg/kg	1	13000	-	-	-	-	-	-	-	-	-	-	-	-
	>C12-C16 Aliphatics	mg/kg	1	13000	-	-	-	-	-	-	-	-	-	-	-	-
	>C16-C21 Aliphatics	mg/kg	1	125000[#6]	-	-	-	-	-	-	-	-	-	-	-	-
	>C21-C35 Aliphatics	mg/kg	1	125000[#6]	-	-	-	-	-	-	-	-	-	-	-	-
	>C35-C44 Aliphatics	mg/kg	1	250000	-	-	-	-	-	-	-	-	-	-	-	-
	>C5-C10 Aliphatics	mg/kg	0.05		-	-	-	-	-	-	-	-	-	-	-	-
	>EC5-EC10 Aromatics	mg/kg	0.05		-	-	-	-	-	-	-	-	-	-	-	-
	>EC6-EC7 Aromatics	mg/kg	0.01		-	-	-	-	-	-	-	-	-	-	-	-
	>EC7-EC8 Aromatics	mg/kg	0.01	56000	-	-	-	-	-	-	-	-	-	-	-	-
	>EC8-EC10 Aromatics	mg/kg	0.01	5000	-	-	-	-	-	-	-	-	-	-	-	-
	>EC10-EC12 Aromatics	mg/kg	1	5000	-	-	-	-	-	-	-	-	-	-	-	-
	>EC10-EC44 Aromatics	mg/kg	5		-	-	-	-	-	-	-	-	-	-	-	-
	>EC12-EC16 Aromatics	mg/kg	1	5100	-	-	-	-	-	-	-	-	-	-	-	-
	>EC16-EC21 Aromatics	mg/kg	1	3800	-	-	-	-	-	-	-	-	-	-	-	-
	>EC21-EC35 Aromatics	mg/kg	1	3800	-	-	-	-	-	-	-	-	-	-	-	-
	>EC35-EC44 Aromatics	mg/kg	1	3800	-	-	-	-	-	-	-	-	-	-	-	-
	>EC40-EC44 Aromatics	mg/kg	1		-	-	-	-	-	-	-	-	-	-	-	-
	TPH Aliphatics & Aromatics >C5-44	mg/kg	10		-	-	-	-	-	-	-	-	-	-	-	-
TPH	>C5-C6	mg/kg	0.02		<0.02	<0.02	<0.02	<0.02	<0.02	<0.02	<0.02	<0.02	<0.02	<0.02	<0.02	<0.02
	>C6-C7	mg/kg	0.02		<0.02	<0.02	<0.02	<0.02	<0.02	<0.02	<0.02	<0.02	<0.02	<0.02	<0.02	<0.02
	>C7-C8	mg/kg	0.02		<0.02	<0.02	<0.02	<0.02	<0.02	<0.02	<0.02	<0.02	<0.02	<0.02	<0.02	<0.02
	>C8-C10	mg/kg	0.02		<0.02	<0.02	<0.02	<0.02	<0.02	<0.02	<0.02	<0.02	<0.02	<0.02	<0.02	<0.02
	>C10-C12	mg/kg	0.02		<0.02	<0.02	<0.02	<0.02	<0.02	<0.02	<0.02	<0.02	<0.02	<0.02	**<35 - 0.02211**	<0.02
	>C12-C16	mg/kg	35		<35	<35	<35	<35	<35	<35	<35	<35	<35	<35	<35	<35
	>C16-C21	mg/kg	35		<35	<35	<35	<35	<35	<35	<35	<35	<35	<35	<35	<35
	>C21-C28	mg/kg	35		<35	<35	<35	<35	<35	<35	<35	<35	<35	<35	<35	<35
	>C28-C35	mg/kg	35		<35	<35	<35	<35	<35	<35	<35	<35	<35	<35	<35	<35
	>C35-C40	mg/kg	35		<35	<35	<35	<35	<35	<35	<35	<35	<35	<35	<35	<35
	GRO >C5-10	mg/kg	0.02		-	-	-	-	-	-	-	-	-	-	-	-
	EPH>C5-40	mg/kg	35		<35	<35	<35	<35	<35	<35	<35	<35	<35	<35	<35	<35
	EPH >C10-40	mg/kg	35		<35	<35	<35	<35	<35	<35	<35	<35	<35	<35	<35	<35
	GRO >C5-12	mg/kg	0.1		<0.1	<0.1	<0.1	<0.1	<0.1	<0.1	<0.1	<0.1	<0.1	<0.1	<0.1	<0.1
	Total Petroleum Hydrocarbons	mg/kg	35		-	-	-	-	-	-	-	-	-	-	-	-
BTEX and MTBE	Benzene	mg/kg	0.009	72	<0.009	<0.009	<0.009	<0.009	<0.009	<0.009	<0.009	<0.009	<0.009	<0.009	<0.009	<0.009
	Toluene	mg/kg	0.007	56000	<0.007	<0.007	<0.007	<0.007	<0.007	<0.007	<0.007	<0.007	<0.007	<0.007	<0.007	<0.007
	Ethylbenzene	mg/kg	0.004	24000	<0.004	<0.004	<0.004	<0.004	<0.004	<0.004	<0.004	<0.004	<0.004	<0.004	<0.004	<0.004
	Xylene (m & p)	mg/kg	0.01	41000[#7]	<0.01	<0.01	<0.01	<0.01	<0.01	<0.01	<0.01	<0.01	<0.01	<0.01	<0.01	<0.01
	Xylene (o)	mg/kg	0.01	41000	<0.01	<0.01	<0.01	<0.01	<0.01	<0.01	<0.01	<0.01	<0.01	<0.01	<0.01	<0.01
	Xylene Total	mg/kg	0.02		-	-	-	-	-	-	-	-	-	-	-	-
	MTBE	mg/kg	0.01		<0.01	<0.01	<0.01	<0.01	<0.01	<0.01	<0.01	<0.01	<0.01	<0.01	<0.01	<0.01
	Total BTEX	mg/kg	0.04		<0.04	<0.04	<0.04	<0.04	<0.04	<0.04	<0.04	<0.04	<0.04	<0.04	<0.04	<0.04
VOC	Styrene	mg/kg	0.01		-	-	-	-	-	-	-	-	-	<0.01	-	-
	cis-1,3-dichloropropene	mg/kg	0.01		-	-	-	-	-	-	-	-	-	<0.01	-	-
	trans-1,3-dichloropropene	mg/kg	0.01		-	-	-	-	-	-	-	-	-	<0.01	-	-
	1,1,1,2-tetrachloroethane	mg/kg	0.01	1400	-	-	-	-	-	-	-	-	-	<0.01	-	-
	1,1,1-trichloroethane	mg/kg	0.007	140000	-	-	-	-	-	-	-	-	-	<0.007	-	-
	1,1,2,2-tetrachloroethane	mg/kg	0.01	1400	-	-	-	-	-	-	-	-	-	<0.01	-	-
	1,1,2-trichloroethane	mg/kg	0.01		-	-	-	-	-	-	-	-	-	<0.01	-	-
	1,1-dichloroethane	mg/kg	0.008		-	-	-	-	-	-	-	-	-	<0.008	-	-
	1,1-dichloroethene	mg/kg	0.01		-	-	-	-	-	-	-	-	-	<0.01	-	-
	1,1-dichloropropene	mg/kg	0.01		-	-	-	-	-	-	-	-	-	<0.01	-	-
	1,2,3-trichloropropane	mg/kg	0.016		-	-	-	-	-	-	-	-	-	<0.016	-	-
	1,2,4-trimethylbenzene	mg/kg	0.009		-	-	-	-	-	-	-	-	-	<0.009	-	-
	1,2-dibromo-3-chloropropane	mg/kg	0.014		-	-	-	-	-	-	-	-	-	<0.014	-	-
	1,2-dibromoethane	mg/kg	0.01		-	-	-	-	-	-	-	-	-	<0.01	-	-
	1,2-dichloroethane	mg/kg	0.005	29	-	-	-	-	-	-	-	-	-	<0.005	-	-
	1,2-dichloropropane	mg/kg	0.01		-	-	-	-	-	-	-	-	-	<0.01	-	-
	1,3,5-trimethylbenzene	mg/kg	0.008		-	-	-	-	-	-	-	-	-	<0.008	-	-
	1,3-dichloropropane	mg/kg	0.007		-	-	-	-	-	-	-	-	-	<0.007	-	-
	2,2-dichloropropane	mg/kg	0.01		-	-	-	-	-	-	-	-	-	<0.01	-	-
	2-chlorotoluene	mg/kg	0.009		-	-	-	-	-	-	-	-	-	<0.009	-	-
	4-chlorotoluene	mg/kg	0.01		-	-	-	-	-	-	-	-	-	<0.01	-	-
	Bromobenzene	mg/kg	0.01		-	-	-	-	-	-	-	-	-	<0.01	-	-
	Bromochloromethane	mg/kg	0.01		-	-	-	-	-	-	-	-	-	<0.01	-	-
	Bromodichloromethane	mg/kg	0.007		-	-	-	-	-	-	-	-	-	<0.007	-	-
	Bromoform	mg/kg	0.01		-	-	-	-	-	-	-	-	-	<0.01	-	-
	Bromomethane	mg/kg	0.01		-	-	-	-	-	-	-	-	-	<0.01	-	-
	Carbon disulfide	mg/kg	0.007	11000	-	-	-	-	-	-	-	-	-	<0.007	-	-
	Carbon tetrachloride	mg/kg	0.01	890	-	-	-	-	-	-	-	-	-	<0.01	-	-
	Chlorodibromomethane	mg/kg	0.01		-	-	-	-	-	-	-	-	-	<0.01	-	-
	Chloroethane	mg/kg	0.01		-	-	-	-	-	-	-	-	-	<0.01	-	-
	Chloroform	mg/kg	0.008	2500	-	-	-	-	-	-	-	-	-	<0.008	-	-

				Location_Code	OH19002	OH19002	OH19002	OH19002	OH19002	OH19002	OH19003A	OH19003A	OH19003A	OH19003	OH20001	OH20001
				Sample_Depth_Range	0.05	0.35	0.65	1.2	2.5	3	0.05	0.4	0.9	1.7	0.05	0.35
				Sampled_Date_Time	09/12/2019	09/12/2019	09/12/2019	10/12/2019	10/12/2019	10/12/2019	08/01/2020	08/01/2020	08/01/2020	04/12/2019	13/01/2020	13/01/2020
				LQM S4UL Public Open Space (POS) Residential - 1% SOM (GAC)												
Chem_Group	ChemName	output unit	EQL													
	Chloromethane	mg/kg	0.007		-	-	-	-	-	-	-	-	-	<0.007	-	-
	cis-1,2-dichloroethene	mg/kg	0.006		-	-	-	-	-	-	-	-	-	<0.006	-	-
	Dibromomethane	mg/kg	0.009		-	-	-	-	-	-	-	-	-	<0.009	-	-
	Dichlorodifluoromethane	mg/kg	0.006		-	-	-	-	-	-	-	-	-	<0.006	-	-
	Dichloromethane	mg/kg	0.01		-	-	-	-	-	-	-	-	-	<0.01	-	-
	Isopropylbenzene	mg/kg	0.005		-	-	-	-	-	-	-	-	-	<0.005	-	-
	n-butylbenzene	mg/kg	0.011		-	-	-	-	-	-	-	-	-	<0.011	-	-
	n-propylbenzene	mg/kg	0.01		-	-	-	-	-	-	-	-	-	<0.01	-	-
	p-isopropyltoluene	mg/kg	0.01		-	-	-	-	-	-	-	-	-	<0.01	-	-
	sec-butylbenzene	mg/kg	0.01		-	-	-	-	-	-	-	-	-	<0.01	-	-
	Trichloroethene	mg/kg	0.009	120	-	-	-	-	-	-	-	-	-	<0.009	-	-
	tert-butylbenzene	mg/kg	0.014		-	-	-	-	-	-	-	-	-	<0.014	-	-
	Tetrachloroethene	mg/kg	0.005	1400	-	-	-	-	-	-	-	-	-	<0.005	-	-
	trans-1,2-dichloroethene	mg/kg	0.01		-	-	-	-	-	-	-	-	-	<0.01	-	-
	Trichlorofluoromethane	mg/kg	0.006		-	-	-	-	-	-	-	-	-	<0.006	-	-
	Vinyl chloride	mg/kg	0.006	3.5	-	-	-	-	-	-	-	-	-	<0.006	-	-
	tert-Amyl methyl ether	mg/kg	0.01		-	-	-	-	-	-	-	-	-	<0.01	-	-
VOC/SVOC	1,2,3-trichlorobenzene	mg/kg	0.02	1800	-	-	-	-	-	-	-	-	-	<0.02	-	-
	1,2,4-trichlorobenzene	mg/kg	0.02	15000	-	-	-	-	-	-	-	-	-	<0.02	-	-
	1,2-dichlorobenzene	mg/kg	0.01	90000	-	-	-	-	-	-	-	-	-	<0.01	-	-
	1,3-dichlorobenzene	mg/kg	0.008	300	-	-	-	-	-	-	-	-	-	<0.008	-	-
	1,4-dichlorobenzene	mg/kg	0.005	17000	-	-	-	-	-	-	-	-	-	<0.005	-	-
	Chlorobenzene	mg/kg	0.005	11000	-	-	-	-	-	-	-	-	-	<0.005	-	-
	Hexachlorobutadiene	mg/kg	0.02	25	-	-	-	-	-	-	-	-	-	<0.02	-	-
SVOC	4-bromophenyl phenyl ether	mg/kg	0.1		-	-	-	-	-	-	-	-	-	<0.1	-	-
	4-nitroaniline	mg/kg	0.1		-	-	-	-	-	-	-	-	-	<0.1	-	-
	4-nitrophenol	mg/kg	0.1		-	-	-	-	-	-	-	-	-	<0.1	-	-
	2,4,5-trichlorophenol	mg/kg	0.1		-	-	-	-	-	-	-	-	-	<0.1	-	-
	2,4,6-trichlorophenol	mg/kg	0.1		-	-	-	-	-	-	-	-	-	<0.1	-	-
	2,4-dichlorophenol	mg/kg	0.1		-	-	-	-	-	-	-	-	-	<0.1	-	-
	2,4-dimethylphenol	mg/kg	0.1		-	-	-	-	-	-	-	-	-	<0.1	-	-
	2,4-dinitrotoluene	mg/kg	0.1		-	-	-	-	-	-	-	-	-	<0.1	-	-
	2,6-dinitrotoluene	mg/kg	0.1		-	-	-	-	-	-	-	-	-	<0.1	-	-
	2-chloronaphthalene	mg/kg	0.1		-	-	-	-	-	-	-	-	-	<0.1	-	-
	2-chlorophenol	mg/kg	0.1		-	-	-	-	-	-	-	-	-	<0.1	-	-
	2-methylnaphthalene	mg/kg	0.1		-	-	-	-	-	-	-	-	-	<0.1	-	-
	2-methylphenol	mg/kg	0.1		-	-	-	-	-	-	-	-	-	<0.1	-	-
	2-nitroaniline	mg/kg	0.1		-	-	-	-	-	-	-	-	-	<0.1	-	-
	2-nitrophenol	mg/kg	0.1		-	-	-	-	-	-	-	-	-	<0.1	-	-
	3-nitroaniline	mg/kg	0.1		-	-	-	-	-	-	-	-	-	<0.1	-	-
	4-chloro-3-methylphenol	mg/kg	0.1		-	-	-	-	-	-	-	-	-	<0.1	-	-
	4-chloroaniline	mg/kg	0.1		-	-	-	-	-	-	-	-	-	<0.1	-	-
	4-chlorophenyl phenyl ether	mg/kg	0.1		-	-	-	-	-	-	-	-	-	<0.1	-	-
	4-methylphenol	mg/kg	0.1		-	-	-	-	-	-	-	-	-	<0.1	-	-
	Azobenzene	mg/kg	0.1		-	-	-	-	-	-	-	-	-	<0.1	-	-
	Bis(2-chloroethoxy) methane	mg/kg	0.1		-	-	-	-	-	-	-	-	-	<0.1	-	-
	Bis(2-chloroethyl)ether	mg/kg	0.1		-	-	-	-	-	-	-	-	-	<0.1	-	-
	Bis(2-chloroisopropyl) ether	mg/kg	0.1		-	-	-	-	-	-	-	-	-	<0.1	-	-
	Bis(2-ethylhexyl) phthalate	mg/kg	0.1		-	-	-	-	-	-	-	-	-	<0.1	-	-
	Butyl benzyl phthalate	mg/kg	0.1		-	-	-	-	-	-	-	-	-	<0.1	-	-
	Carbazole	mg/kg	0.1		-	-	-	-	-	-	-	-	-	<0.1	-	-
	Dibenzofuran	mg/kg	0.1		-	-	-	-	-	-	-	-	-	<0.1	-	-
	Diethylphthalate	mg/kg	0.1		-	-	-	-	-	-	-	-	-	<0.1	-	-
	Dimethyl phthalate	mg/kg	0.1		-	-	-	-	-	-	-	-	-	<0.1	-	-
	Di-n-butyl phthalate	mg/kg	0.1		-	-	-	-	-	-	-	-	-	<0.1	-	-
	Di-n-octyl phthalate	mg/kg	0.1		-	-	-	-	-	-	-	-	-	<0.1	-	-
	Hexachlorobenzene	mg/kg	0.05	16	-	-	-	-	-	-	-	-	-	<0.1	-	-
	Hexachlorocyclopentadiene	mg/kg	0.1		-	-	-	-	-	-	-	-	-	<0.1	-	-
	Hexachloroethane	mg/kg	0.1		-	-	-	-	-	-	-	-	-	<0.1	-	-
	Isophorone	mg/kg	0.1		-	-	-	-	-	-	-	-	-	<0.1	-	-
	Nitrobenzene	mg/kg	0.1		-	-	-	-	-	-	-	-	-	<0.1	-	-
	N-nitrosodi-n-propylamine	mg/kg	0.1		-	-	-	-	-	-	-	-	-	<0.1	-	-
	Pentachlorophenol	mg/kg	0.1	60	-	-	-	-	-	-	-	-	-	<0.1	-	-
PCB	Heptachlorobiphenyl, 2,3,3,4,4,5,5- (PCB 189)	mg/kg	0.003		<0.003	<0.003	<0.003	<0.003	<0.003	<0.003	-	-	-	-	-	-
	Hexachlorobiphenyl, 2,3,3,4,4,5- (PCB 156)	mg/kg	0.003		<0.003	<0.003	<0.003	<0.003	<0.003	<0.003	-	-	-	-	-	-
	Hexachlorobiphenyl, 2,3,3,4,4,5- (PCB 157)	mg/kg	0.003		<0.003	<0.003	<0.003	<0.003	<0.003	<0.003	-	-	-	-	-	-
	Hexachlorobiphenyl, 2,3,4,4,5,5- (PCB 167)	mg/kg	0.003		<0.003	<0.003	<0.003	<0.003	<0.003	<0.003	-	-	-	-	-	-
	Hexachlorobiphenyl, 3,3,4,4,5,5- (PCB 169)	mg/kg	0.003		<0.003	<0.003	<0.003	<0.003	<0.003	<0.003	-	-	-	-	-	-
	PCB 101	mg/kg	0.003		<0.003	<0.003	<0.003	<0.003	<0.003	<0.003	-	-	-	-	-	-
	PCB 118	mg/kg	0.003		<0.003	<0.003	<0.003	<0.003	<0.003	<0.003	-	-	-	-	-	-
	PCB 138	mg/kg	0.003		<0.003	<0.003	<0.003	<0.003	<0.003	<0.003	-	-	-	-	-	-
	PCB 153	mg/kg	0.003		<0.003	<0.003	<0.003	<0.003	<0.003	<0.003	-	-	-	-	-	-
	PCB 180	mg/kg	0.003		<0.003	<0.003	<0.003	<0.003	<0.003	<0.003	-	-	-	-	-	-
	PCB 28	mg/kg	0.003		<0.003	<0.003	<0.003	<0.003	<0.003	<0.003	-	-	-	-	-	-
	PCB 52	mg/kg	0.003		<0.003	<0.003	<0.003	<0.003	<0.003	<0.003	-	-	-	-	-	-
	Pentachlorobiphenyl, 2,3,3,4,4- (PCB 105)	mg/kg	0.003		<0.003	<0.003	<0.003	<0.003	<0.003	<0.003	-	-	-	-	-	-
	Pentachlorobiphenyl, 2,3,4,4,5- (PCB 114)	mg/kg	0.003		<0.003	<0.003	<0.003	<0.003	<0.003	<0.003	-	-	-	-	-	-
	Pentachlorobiphenyl, 2,3,4,4,5- (PCB 123)	mg/kg	0.003		<0.003	<0.003	<0.003	<0.003	<0.003	<0.003	-	-	-	-	-	-
	Pentachlorobiphenyl, 3,3,4,4,5- (PCB 126)	mg/kg	0.003		<0.003	<0.003	<0.003	<0.003	<0.003	<0.003	-	-	-	-	-	-
	Tetrachlorobiphenyl, 3,3,4,4- (PCB 77)	mg/kg	0.003		<0.003	<0.003	<0.003	<0.003	<0.003	<0.003	-	-	-	-	-	-
	Tetrachlorobiphenyl, 3,4,4,5- (PCB 81)	mg/kg	0.003		<0.003	<0.003	<0.003	<0.003	<0.003	<0.003	-	-	-	-	-	-
	Total PCB 7 Congeners	mg/kg	0.021		<0.021	<0.021	<0.021	<0.021	<0.021	<0.021	-	-	-	-	-	-
	Total PCB WHO 12	mg/kg	0.036		<0.036	<0.036	<0.036	<0.036	<0.036	<0.036	-	-	-	-	-	-
Phenolics	Xylenols	mg/kg	0.015		<0.015	<0.015	<0.015	<0.015	<0.015	<0.015	<0.015	<0.015	<0.015	<0.015	<0.015	<0.015
	Cresol Total	mg/kg	0.01		<0.01	<0.01	<0.01	<0.01	<0.01	<0.01	<0.01	<0.01	<0.01	<0.01	<0.01	<0.01
	Phenol	mg/kg	0.01	(dir)760[48]	<0.01	<0.01	<0.01	<0.01	<0.01	<0.01	<0.01	<0.01	<0.01	<0.01	<0.01	<0.01
	Phenols Monohydric	mg/kg	0.035		<0.035	<0.035	<0.035	<0.035	<0.035	<0.035	<0.035	<0.035	<0.035	<0.035	<0.035	<0.035
Organotins	Dibutyltin	mg/kg			<0.02	<0.02	<0.02	<0.02	<0.02	<0.02	-	-	-	-	-	-
	Monophenyltin	mg/kg			<0.02	<0.02	<0.02	<0.02	<0.02	<0.02	-	-	-	-	-	-
	Diphenyltin	mg/kg			<0.02	<0.02	<0.02	<0.02	<0.02	<0.02	-	-	-	-	-	-
	Monobutyltin	mg/kg			<0.15	<0.15	<0.15	<0.15	<0.15	<0.15	-	-	-	-	-	-
	Tetrabutyltin	mg/kg			<0.02	<0.02	<0.02	<0.02	<0.02	<0.02	-	-	-	-	-	-
	Tributyltin	mg/kg			<0.02	<0.02	<0.02	<0.02	<0.02	<0.02	-	-	-	-	-	-
	Triphenyltin	mg/kg			<0.05	<0.05	<0.05	<0.05	<0.05	<0.05	-	-	-	-	-	-
Pesticides	Heptachlor epoxide	mg/kg	0.05		-	-	-	-	-	-	-	-	-	-	-	-
	2,4,5-TP (Silvex)	mg/kg			-	-	-	-	-	-	-	-	-	-	-	-
	Hedonal	mg/kg			-	-	-	-	-	-	-	-	-	-	-	-
	2,4-DDT	mg/kg	0.05		-	-	-	-	-	-	-	-	-	-	-	-
	2,4-Dichlorprop	mg/kg			-	-	-	-	-	-	-	-	-	-	-	-
	4-(2,4-Dichlorophenoxy)butyric Acid (2,4-DB)	mg/kg			-	-	-	-	-	-	-	-	-	-	-	-
	4,4-DDE	mg/kg	0.05		-	-	-	-	-	-	-	-	-	-	-	-
	a-BHC	mg/kg	0.05	24	-	-	-	-	-	-	-	-	-	-	-	-
	Aldrin	mg/kg	0.05	18	-	-	-	-	-	-	-	-	-	-	-	-
	Atrazine	mg/kg	0.05	1200	-	-	-	-	-	-	-	-	-	-	-	-
	Azinophos methyl	mg/kg	0.05		-	-	-	-	-	-	-	-	-	-	-	-
	b-BHC	mg/kg	0.05	8.1	-	-	-	-	-	-	-	-	-	-	-	-
	Bentazone	mg/kg			-	-	-	-	-	-	-	-	-	-	-	-
	Chlordane (cis)	mg/kg	0.05		-	-	-	-	-	-	-	-	-	-	-	-
	Chlordane (trans)	mg/kg	0.05		-	-	-	-	-	-	-	-	-	-	-	-
	Chlorfenvinphos	mg/kg	0.05		-	-	-	-	-	-	-	-	-	-	-	-
	Chlorotoluron	mg/kg			-	-	-	-	-	-	-	-	-	-	-	-
	Chlorpyrifos-methyl	mg/kg	0.05		-	-	-	-	-	-	-	-	-	-	-	-
	Cyanazine	mg/kg			-	-	-	-	-	-	-	-	-	-	-	-
	d-BHC	mg/kg	0.05		-	-	-	-	-	-	-	-	-	-	-	-
	DDD	mg/kg	0.05		-	-	-	-	-	-	-	-	-	-	-	-
	DDT	mg/kg	0.05		-	-	-	-	-	-	-	-	-	-	-	-
	Diazinon	mg/kg	0.05		-	-	-	-	-	-	-	-	-	-	-	-
	Dichlorvos	mg/kg	0.05	16	-	-	-	-	-	-	-	-	-	-	-	-
	Dieldrin	mg/kg	0.05	18	-	-	-	-	-	-	-	-	-	-	-	-

				Location_Code	OH19002	OH19002	OH19002	OH19002	OH19002	OH19002	OH19003A	OH19003A	OH19003A	OH19003	OH20001	OH20001
				Sample_Depth_Range	0.05	0.35	0.65	1.2	2.5	3	0.05	0.4	0.9	1.7	0.05	0.35
				Sampled_Date_Time	09/12/2019	09/12/2019	09/12/2019	10/12/2019	10/12/2019	10/12/2019	08/01/2020	08/01/2020	08/01/2020	04/12/2019	13/01/2020	13/01/2020
Chem_Group	ChemName	output unit	EQL	LQM S4UL Public Open Space (POS) Residential - 1% SOM (GAC)												
	Dimethoate	mg/kg	0.05		-	-	-	-	-	-	-	-	-	-	-	-
	Diuron	mg/kg			-	-	-	-	-	-	-	-	-	-	-	-
	Endosulfan I	mg/kg	0.05	1200	-	-	-	-	-	-	-	-	-	-	-	-
	Endosulfan II	mg/kg	0.05		-	-	-	-	-	-	-	-	-	-	-	-
	Endrin	mg/kg	0.05		-	-	-	-	-	-	-	-	-	-	-	-
	Fenitrothion	mg/kg	0.05		-	-	-	-	-	-	-	-	-	-	-	-
	Fenthion	mg/kg	0.05		-	-	-	-	-	-	-	-	-	-	-	-
	Fluroxypyr	mg/kg			-	-	-	-	-	-	-	-	-	-	-	-
	g-BHC (Lindane)	mg/kg	0.05	8.2	-	-	-	-	-	-	-	-	-	-	-	-
	Heptachlor	mg/kg	0.05		-	-	-	-	-	-	-	-	-	-	-	-
	Isodrin	mg/kg	0.05		-	-	-	-	-	-	-	-	-	-	-	-
	Isoproturon	mg/kg			-	-	-	-	-	-	-	-	-	-	-	-
	Linuron	mg/kg			-	-	-	-	-	-	-	-	-	-	-	-
	Malathion	mg/kg	0.05		-	-	-	-	-	-	-	-	-	-	-	-
	2-Methyl-4-chlorophenoxyacetic acid	mg/kg			-	-	-	-	-	-	-	-	-	-	-	-
	2-Methyl-4-Chlorophenoxy Butanoic Acid	mg/kg			-	-	-	-	-	-	-	-	-	-	-	-
	Mecoprop	mg/kg			-	-	-	-	-	-	-	-	-	-	-	-
	Methoxychlor	mg/kg	0.05		-	-	-	-	-	-	-	-	-	-	-	-
	Methyl parathion	mg/kg	0.05		-	-	-	-	-	-	-	-	-	-	-	-
	Mevinphos (Phosdrin)	mg/kg	0.05		-	-	-	-	-	-	-	-	-	-	-	-
	o,p-DDD	mg/kg	0.05		-	-	-	-	-	-	-	-	-	-	-	-
	o,p'-DDE	mg/kg	0.05		-	-	-	-	-	-	-	-	-	-	-	-
	Parathion	mg/kg	0.05		-	-	-	-	-	-	-	-	-	-	-	-
	Pendimethalin	mg/kg	0.05		-	-	-	-	-	-	-	-	-	-	-	-
	Phorate	mg/kg	0.05		-	-	-	-	-	-	-	-	-	-	-	-
	Prometryn	mg/kg	0.05		-	-	-	-	-	-	-	-	-	-	-	-
	Pronamide	mg/kg	0.05		-	-	-	-	-	-	-	-	-	-	-	-
	Propazine	mg/kg	0.05		-	-	-	-	-	-	-	-	-	-	-	-
	Simazine	mg/kg	0.05		-	-	-	-	-	-	-	-	-	-	-	-
	Terbutryn	mg/kg	0.05		-	-	-	-	-	-	-	-	-	-	-	-
	Terbutylazine	mg/kg	0.05		-	-	-	-	-	-	-	-	-	-	-	-
	Triadimefon	mg/kg	0.05		-	-	-	-	-	-	-	-	-	-	-	-
	Triclopyr	mg/kg			-	-	-	-	-	-	-	-	-	-	-	-
	Trifluralin	mg/kg	0.05		-	-	-	-	-	-	-	-	-	-	-	-
SVOC TIC	SVOC TICS - Detect	Detect			-	-	-	-	-	-	-	-	-	0	-	-
	SVOC Tentatively Identified Compounds	mg/kg	0.1		-	-	-	-	-	-	-	-	-	<1	-	-
VOC TIC	VOC TICs - Detect	Detect			-	-	-	-	-	-	-	-	-	-	-	-
	VOC Tentatively Identified Compounds	mg/kg	0.01		-	-	-	-	-	-	-	-	-	-	-	-
Other	Temperature	°C			17.8	17.2	15.9	16.3	16.4	17.5	16.9	16.9	16.8	14.9	16.7	16.8
	Conductivity @ 20oC	µS/cm	14		333 - 388	72.9 - 80.1	21.9 - 22.2	223 - 447	375 - 436	490 - 581	271 - 276	91.4 - 143	144 - 149	602 - 614	175 - 180	224 - 280
	Moisture Content (dried @35oC)	%			15	13	14	7.9	19	22	14	17	16	18	15	15
	pH (Lab)	pH_Units	1		7.53 - 8.62	7.35 - 8.28	6.9 - 7.64	8.19 - 8.89	7.74 - 9.04	8.2 - 8.82	7.84 - 8.48	7.59 - 8.53	8 - 8.4	8.15 - 8.5	7.65 - 8.2	7.95 - 8.6
	Total Organic Carbon	%	0.2		0.829	0.372	0.301	<0.2	<0.2	0.333	1.15	0.377	1.26	<0.2	0.799	0.552

Environmental Standards Comments
#1:GAC is only presented as speciated chromium. 7.7mg/kg is used for hexavalent. If hexavalent chromium (CrVI) data is available, a value of 1,500mg/kg may be appropriate for the remaining trivalent chromium (CrIII).
#2:C4SL for lead adopted
#3:GAC only presented as speciated mercury. 16mg/kg is used for elemental mercury. If the CSM indicates that elemental mercury is not a CoC and mercury is present in an inorganic form, a value of 120mg/kg for inorganic mercury may be appropriate
#4:Updated S4UL for nickel
#5:S4UL exceeds solubility saturation limit
#6:Criteria derived for Ali>C16-C35 split between Ali>C16-21 & Ali>C21-35. Requires summation of fractions to use Ali>C16-C35 criteria.
#7:Criteria presented is for p-xylene. A separate value is presented for o-xylene.
#8:S4UL based on a threshold protective of direct skin contact with phenol

Key
27.8 Result exceeds GAC

Notes
Where a range is given a determinand has been analysed for by more than one method

				Location_Code	OH20001	OH20001	OH20002A	OH20002A	OH20002A	OH20002	OH20002	OH20002	OH20003	OH20003	OH20003	OH20003
				Sample_Depth_Range	10.6	2.25	0.05	0.4	0.7	10	4.2	8	0.05	0.4	0.65	1.05
				Sampled_Date_Time	14/01/2020	13/01/2020	09/01/2020	09/01/2020	09/01/2020	07/01/2020	06/01/2020	07/01/2020	13/12/2019	13/12/2019	13/12/2019	13/12/2019
				LQM S4UL Public Open Space (POS) Residential - 1% SOM (GAC)												
Chem_Group	**ChemName**	**output unit**	**EQL**													
Metals	Antimony	mg/kg	0.6	-	-	-	-	-	-	-	-	-	-	-	-	-
	Arsenic	mg/kg	0.6	79	9.28	3.76	7.44	10.6	9.93	18.5	2.82	3.86	7.25	5.98	14.8	8.16
	Boron	mg/kg	1	21000	<1	<1	<1	<1	<1	<1	<1	<1	<1	<1	<1	<1
	Cadmium	mg/kg	0.02	120	<0.02	0.918	0.366	<0.02	0.138	0.0517	0.0346	<0.02	0.242	0.145	0.208	0.086
	Chromium (hexavalent)	mg/kg	0.6	7.7	<0.6	<0.6	<0.6	<0.6	<0.6	<0.6	<0.6	<0.6	<0.6	<0.6	<0.6	<0.6
	Chromium	mg/kg	0.9	[#1]	28.1	43.1	16	16.7	13.1	33.3	8.06	13.7	9.65	12.6	24	29.1
	Copper	mg/kg	1.4	12000	29.8	24.4	19.7	9.9	9.14	24.9	4.7	8.68	13.8	8.77	13.9	14.6
	Lead	mg/kg	0.7	630[#2]	19.4	34.1	67.4	17.5	10.2	20	10.8	12.6	38.6	52.6	13.6	9.97
	Mercury	mg/kg	0.14	[#3]	<0.14	<0.14	<0.14	<0.14	<0.14	<0.14	<0.14	<0.14	<0.14	<0.14	<0.14	<0.14
	Molybdenum	mg/kg	0.1	-	-	-	-	-	-	-	-	-	-	-	-	-
	Nickel	mg/kg	0.2	230[#4]	44.5	18.3	11.6	14.4	11.6	64.7	8.56	12.6	8.54	8.56	24.3	25.4
	Selenium	mg/kg	1	1100	<1	<1	<1	<1	<1	<1	<1	<1	<1	<1	<1	<1
	Vanadium	mg/kg	0.2	2000	-	-	-	-	-	-	-	-	-	-	-	-
	Zinc	mg/kg	1.9	81000	90.6	496	62.9	32.3	27.8	117	30	38.1	44.1	28.3	50.1	44.8
Asbestos	Anthophyllite	Detect			0	0	0	0	0	0	0	0	0	0	0	0
	Asbestos: Actinolite	Detect			0	0	0	0	0	0	0	0	0	0	0	0
	Crocidolite Asbestos	Detect			0	0	0	0	0	0	0	0	0	0	0	0
	Chrysotile Asbestos	Detect			0	0	0	0	0	0	0	0	0	0	0	0
	Amosite Asbestos	Detect			0	0	0	0	0	0	0	0	0	0	0	0
	Non-Asbestos Fibre	Detect			0	0	0	0	0	0	0	0	0	0	0	0
	Tremolite	Detect			0	0	0	0	0	0	0	0	0	0	0	0
Inorganics	Ammoniacal Nitrogen as N	mg/kg	12		-	-	-	-	-	-	-	-	-	-	-	-
	Cyanide (Free)	mg/kg	1		<1	<1	<1	<1	<1	<1	<1	<1	<1	<1	<1	<1
	Cyanide Total	mg/kg	1		<1	<1	<1	<1	<1	<1	<1	<1	<1	<1	<1	<1
	cyanides-complex	mg/kg	1		<1	<1	<1	<1	<1	<1	<1	<1	<1	<1	<1	<1
PAH	Naphthalene	mg/kg	0.009	4900	<0.009	<0.009	<0.009	0.0407	<0.009	<0.009	<0.009	<0.009	<0.009	<0.009	<0.009	<0.009
	Acenaphthene	mg/kg	0.008	15000	<0.008	<0.008	0.0167	0.0154	<0.008	<0.008	<0.008	<0.008	<0.008	<0.008	<0.008	<0.008
	Acenaphthylene	mg/kg	0.012	15000	<0.012	<0.012	<0.012	0.0157	<0.012	<0.012	<0.012	<0.012	<0.012	<0.012	<0.012	<0.012
	Fluoranthene	mg/kg	0.017	3100	<0.017	<0.017	0.376	0.283	<0.017	<0.017	<0.017	<0.017	0.0511 - 0.117	<0.1 - 0.034	<0.017	<0.017
	Anthracene	mg/kg	0.016	74000	<0.016	<0.016	0.0431	0.0579	<0.016	<0.016	<0.016	<0.016	<0.016	<0.016	<0.016	<0.016
	Phenanthrene	mg/kg	0.015	3100	<0.015	<0.015	0.225	0.238	<0.015	<0.015	<0.015	<0.015	<0.1 - 0.0274	<0.1 - 0.0172	<0.015	<0.015
	Fluorene	mg/kg	0.01	9900	<0.01	<0.01	0.0142	0.038	<0.01	<0.01	<0.01	<0.01	<0.01	<0.01	<0.01	<0.01
	Chrysene	mg/kg	0.01	57	<0.01	<0.01	0.137	0.119	<0.01	<0.01	<0.01	<0.01	<0.1 - 0.0234	<0.1 - 0.0184	<0.01	<0.01
	Pyrene	mg/kg	0.015	7400	<0.015	<0.015	0.309	0.251	<0.015	<0.015	<0.015	<0.015	0.0437 - 0.117	<0.1 - 0.0297	<0.015	<0.015
	Benzo(a)anthracene	mg/kg	0.014	29	<0.014	<0.014	0.153	0.127	<0.014	<0.014	<0.014	<0.014	<0.1 - 0.026	<0.1 - 0.0174	<0.014	<0.014
	Benzo(b)fluoranthene	mg/kg	0.015	7.1	<0.015	<0.015	0.189	0.143	<0.015	<0.015	<0.015	<0.015	<0.1 - 0.0297	<0.1 - 0.0288	<0.015	<0.015
	Benzo(k)fluoranthene	mg/kg	0.014	190	<0.014	<0.014	0.0645	0.0508	<0.014	<0.014	<0.014	<0.014	<0.014	<0.014	<0.014	<0.014
	Benzo(a)pyrene	mg/kg	0.015	5.7	<0.015	<0.015	0.139	0.106	<0.015	<0.015	<0.015	<0.015	<0.1 - 0.0249	<0.1 - 0.0199	<0.015	<0.015
	Dibenz(a,h)anthracene	mg/kg	0.023	0.57	<0.023	<0.023	<0.023	<0.023	<0.023	<0.023	<0.023	<0.023	<0.023	<0.023	<0.023	<0.023
	Benzo(g,h,i)perylene	mg/kg	0.024	640	<0.024	<0.024	0.104	0.0661	<0.024	<0.024	<0.024	<0.024	<0.024	<0.024	<0.024	<0.024
	Indeno(1,2,3-c,d)pyrene	mg/kg	0.018	82	<0.018	<0.018	0.1	0.0616	<0.018	<0.018	<0.018	<0.018	<0.018	<0.018	<0.018	<0.018
	PAH 16 Total	mg/kg	0.118		<0.118	<0.118	1.87	1.61	<0.118	<0.118	<0.118	<0.118	0.226	0.165	<0.118	<0.118
TPH CWG	>C5-C6 Aliphatics	mg/kg	0.01	(sol)570000[#5]	-	-	-	-	-	-	-	-	-	-	-	-
	>C6-C8 Aliphatics	mg/kg	0.01	600000	-	-	-	-	-	-	-	-	-	-	-	-
	>C10-C44 Aliphatics	mg/kg	5		-	-	-	-	-	-	-	-	-	-	-	-
	>C10-C44 Aliphatics/Aromatics	mg/kg	10		-	-	-	-	-	-	-	-	-	-	-	-
	>C8-C10 Aliphatics	mg/kg	0.01	13000	-	-	-	-	-	-	-	-	-	-	-	-
	>C10-C12 Aliphatics	mg/kg	1	13000	-	-	-	-	-	-	-	-	-	-	-	-
	>C12-C16 Aliphatics	mg/kg	1	13000	-	-	-	-	-	-	-	-	-	-	-	-
	>C16-C21 Aliphatics	mg/kg	1	125000[#6]	-	-	-	-	-	-	-	-	-	-	-	-
	>C21-C35 Aliphatics	mg/kg	1	125000[#6]	-	-	-	-	-	-	-	-	-	-	-	-
	>C35-C44 Aliphatics	mg/kg	1	250000	-	-	-	-	-	-	-	-	-	-	-	-
	>C5-C10 Aliphatics	mg/kg	0.05		-	-	-	-	-	-	-	-	-	-	-	-
	>EC5-EC10 Aromatics	mg/kg	0.05		-	-	-	-	-	-	-	-	-	-	-	-
	>EC6-EC7 Aromatics	mg/kg	0.01		-	-	-	-	-	-	-	-	-	-	-	-
	>EC7-EC8 Aromatics	mg/kg	0.01	56000	-	-	-	-	-	-	-	-	-	-	-	-
	>EC8-EC10 Aromatics	mg/kg	0.01	5000	-	-	-	-	-	-	-	-	-	-	-	-
	>EC10-EC12 Aromatics	mg/kg	1	5000	-	-	-	-	-	-	-	-	-	-	-	-
	>EC10-EC44 Aromatics	mg/kg	5		-	-	-	-	-	-	-	-	-	-	-	-
	>EC12-EC16 Aromatics	mg/kg	1	5100	-	-	-	-	-	-	-	-	-	-	-	-
	>EC16-EC21 Aromatics	mg/kg	1	3800	-	-	-	-	-	-	-	-	-	-	-	-
	>EC21-EC35 Aromatics	mg/kg	1	3800	-	-	-	-	-	-	-	-	-	-	-	-
	>EC35-EC44 Aromatics	mg/kg	1	3800	-	-	-	-	-	-	-	-	-	-	-	-
	>EC40-EC44 Aromatics	mg/kg	1		-	-	-	-	-	-	-	-	-	-	-	-
	TPH Aliphatics & Aromatics >C5-44	mg/kg	10		-	-	-	-	-	-	-	-	-	-	-	-
TPH	>C5-C6	mg/kg	0.02		<0.02	<0.02	<0.02	<0.02	<0.02	<0.02	<0.02	<0.02	<0.02	<0.02	<0.02	<0.02
	>C6-C7	mg/kg	0.02		<0.02	<0.02	<0.02	<0.02	<0.02	<0.02	<0.02	<0.02	<0.02	<0.02	<0.02	<0.02
	>C7-C8	mg/kg	0.02		<0.02	<0.02	<0.02	<0.02	<0.02	<0.02	<0.02	<0.02	<0.02	<0.02	<0.02	<0.02
	>C8-C10	mg/kg	0.02		<0.02	<0.02	<0.02	<0.02	<0.02	<0.02	<0.02	<0.02	0.0655	<0.02	<0.02	<0.02
	>C10-C12	mg/kg	0.02		<0.02	<0.02	<0.02	<0.02	<0.02	<0.02	<0.02	<0.02	<35 - 0.0538	<0.02	<0.02	<0.02
	>C12-C16	mg/kg	35		<35	<35	<35	<35	<35	<35	<35	<35	<35	<35	<35	<35
	>C16-C21	mg/kg	35		<35	<35	<35	<35	<35	<35	<35	<35	<35	<35	<35	<35
	>C21-C28	mg/kg	35		<35	<35	<35	<35	<35	<35	<35	<35	<35	<35	<35	<35
	>C28-C35	mg/kg	35		<35	<35	<35	<35	<35	<35	<35	<35	<35	<35	<35	<35
	>C35-C40	mg/kg	35		<35	<35	<35	<35	<35	<35	<35	<35	<35	<35	<35	<35
	GRO >C5-10	mg/kg	0.02		-	-	-	-	-	-	-	-	-	-	-	-
	EPH>C5-40	mg/kg	35		<35	<35	<35	<35	<35	-	<35	-	<35	<35	<35	<35
	EPH >C10-40	mg/kg	35		<35	<35	<35	<35	<35	<35	<35	<35	<35	<35	<35	<35
	GRO >C5-12	mg/kg	0.1		<0.1	<0.1	<0.1	<0.1	<0.1	<0.1	<0.1	<0.1	0.131	<0.1	<0.1	<0.1
	Total Petroleum Hydrocarbons	mg/kg	35		-	-	-	-	-	<35	-	<35	-	-	-	-
BTEX and MTBE	Benzene	mg/kg	0.009	72	<0.009	<0.009	<0.09	<0.09	<0.009	<0.009	<0.009	<0.009	<0.09	<0.009	<0.009	<0.009
	Toluene	mg/kg	0.007	56000	<0.007	<0.007	<0.07	<0.07	<0.007	<0.007	<0.007	<0.007	<0.07	<0.007	<0.007	<0.007
	Ethylbenzene	mg/kg	0.004	24000	<0.004	<0.004	<0.04	<0.04	<0.004	<0.004	<0.004	<0.004	<0.04	<0.004	<0.004	<0.004
	Xylene (m & p)	mg/kg	0.01	41000[#7]	<0.01	<0.01	<0.1	<0.1	<0.01	<0.01	<0.01	<0.01	<0.1	<0.01	<0.01	<0.01
	Xylene (o)	mg/kg	0.01	41000	<0.01	<0.01	<0.1	<0.1	<0.01	<0.01	<0.01	<0.01	<0.1	<0.01	<0.01	<0.01
	Xylene Total	mg/kg	0.02		-	-	-	-	-	-	-	-	-	-	-	-
	MTBE	mg/kg	0.01		<0.01	<0.01	<0.1	<0.1	<0.01	<0.01	<0.01	<0.01	<0.1	<0.01	<0.01	<0.01
	Total BTEX	mg/kg	0.04		<0.04	<0.04	<0.4	<0.4	<0.04	<0.04	<0.04	<0.04	<0.4	<0.04	<0.04	<0.04
VOC	Styrene	mg/kg	0.01		-	-	<0.01	-	-	-	-	-	<0.1	<0.01	<0.01	<0.01
	cis-1,3-dichloropropene	mg/kg	0.01		-	-	<0.01	-	-	-	-	-	<0.1	<0.01	<0.01	<0.01
	trans-1,3-dichloropropene	mg/kg	0.01		-	-	<0.01	-	-	-	-	-	<0.1	<0.01	<0.01	<0.01
	1,1,1,2-tetrachloroethane	mg/kg	0.01	1400	-	-	<0.01	-	-	-	-	-	<0.1	<0.01	<0.01	<0.01
	1,1,1-trichloroethane	mg/kg	0.007	140000	-	-	<0.007	-	-	-	-	-	<0.07	<0.007	<0.007	<0.007
	1,1,2,2-tetrachloroethane	mg/kg	0.01	1400	-	-	<0.01	-	-	-	-	-	<0.1	<0.01	<0.01	<0.01
	1,1,2-trichloroethane	mg/kg	0.01		-	-	<0.01	-	-	-	-	-	<0.1	<0.01	<0.01	<0.01
	1,1-dichloroethane	mg/kg	0.008		-	-	<0.008	-	-	-	-	-	<0.08	<0.008	<0.008	<0.008
	1,1-dichloroethene	mg/kg	0.01		-	-	<0.01	-	-	-	-	-	<0.1	<0.01	<0.01	<0.01
	1,1-dichloropropene	mg/kg	0.01		-	-	<0.01	-	-	-	-	-	<0.1	<0.01	<0.01	<0.01
	1,2,3-trichloropropane	mg/kg	0.016		-	-	<0.016	-	-	-	-	-	<0.16	<0.016	<0.016	<0.016
	1,2,4-trimethylbenzene	mg/kg	0.009		-	-	<0.009	-	-	-	-	-	0.15	<0.009	<0.009	<0.009
	1,2-dibromo-3-chloropropane	mg/kg	0.014		-	-	<0.014	-	-	-	-	-	<0.14	<0.014	<0.014	<0.014
	1,2-dibromoethane	mg/kg	0.01		-	-	<0.01	-	-	-	-	-	<0.1	<0.01	<0.01	<0.01
	1,2-dichloroethane	mg/kg	0.005	29	-	-	<0.005	-	-	-	-	-	<0.05	<0.005	<0.005	<0.005
	1,2-dichloropropane	mg/kg	0.01		-	-	<0.01	-	-	-	-	-	<0.1	<0.01	<0.01	<0.01
	1,3,5-trimethylbenzene	mg/kg	0.008		-	-	<0.008	-	-	-	-	-	<0.08	<0.008	<0.008	<0.008
	1,3-dichloropropane	mg/kg	0.007		-	-	<0.007	-	-	-	-	-	<0.07	<0.007	<0.007	<0.007
	2,2-dichloropropane	mg/kg	0.01		-	-	<0.01	-	-	-	-	-	<0.1	<0.01	<0.01	<0.01
	2-chlorotoluene	mg/kg	0.009		-	-	<0.009	-	-	-	-	-	<0.09	<0.009	<0.009	<0.009
	4-chlorotoluene	mg/kg	0.01		-	-	<0.01	-	-	-	-	-	<0.1	<0.01	<0.01	<0.01
	Bromobenzene	mg/kg	0.01		-	-	<0.01	-	-	-	-	-	<0.1	<0.01	<0.01	<0.01
	Bromochloromethane	mg/kg	0.01		-	-	<0.01	-	-	-	-	-	<0.1	<0.01	<0.01	<0.01
	Bromodichloromethane	mg/kg	0.007		-	-	<0.007	-	-	-	-	-	<0.07	<0.007	<0.007	<0.007
	Bromoform	mg/kg	0.01		-	-	<0.01	-	-	-	-	-	<0.1	<0.01	<0.01	<0.01
	Bromomethane	mg/kg	0.01		-	-	<0.01	-	-	-	-	-	<0.1	<0.01	<0.01	<0.01
	Carbon disulfide	mg/kg	0.007	11000	-	-	<0.007	-	-	-	-	-	<0.07	<0.007	<0.007	<0.007
	Carbon tetrachloride	mg/kg	0.01	890	-	-	<0.01	-	-	-	-	-	<0.1	<0.01	<0.01	<0.01
	Chlorodibromomethane	mg/kg	0.01		-	-	<0.01	-	-	-	-	-	<0.1	<0.01	<0.01	<0.01
	Chloroethane	mg/kg	0.01		-	-	<0.01	-	-	-	-	-	<0.1	<0.01	<0.01	<0.01
	Chloroform	mg/kg	0.008	2500	-	-	<0.008	-	-	-	-	-	<0.08	<0.008	<0.008	<0.008

				Location_Code	OH20001	OH20001	OH20002A	OH20002A	OH20002A	OH20002	OH20002	OH20002	OH20003	OH20003	OH20003	OH20003
				Sample_Depth_Range	10.6	2.25	0.05	0.4	0.7	10	4.2	8	0.05	0.4	0.65	1.05
				Sampled_Date_Time	14/01/2020	13/01/2020	09/01/2020	09/01/2020	09/01/2020	07/01/2020	06/01/2020	07/01/2020	13/12/2019	13/12/2019	13/12/2019	13/12/2019
				LQM S4UL Public Open Space (POS) Residential - 1% SOM (GAC)												
Chem_Group	ChemName	output unit	EQL													
	Chloromethane	mg/kg	0.007		-	<0.007	-	-	-	-	-	-	<0.07	<0.007	<0.007	<0.007
	cis-1,2-dichloroethene	mg/kg	0.006		-	<0.006	-	-	-	-	-	-	<0.06	<0.006	<0.006	<0.006
	Dibromomethane	mg/kg	0.009		-	<0.009	-	-	-	-	-	-	<0.09	<0.009	<0.009	<0.009
	Dichlorodifluoromethane	mg/kg	0.006		-	<0.006	-	-	-	-	-	-	<0.06	<0.006	<0.006	<0.006
	Dichloromethane	mg/kg	0.01		-	<0.01	-	-	-	-	-	-	<0.1	<0.01	<0.01	<0.01
	Isopropylbenzene	mg/kg	0.005		-	<0.005	-	-	-	-	-	-	<0.05	<0.005	<0.005	<0.005
	n-butylbenzene	mg/kg	0.011		-	<0.011	-	-	-	-	-	-	<0.11	<0.011	<0.011	<0.011
	n-propylbenzene	mg/kg	0.01		-	<0.01	-	-	-	-	-	-	<0.1	<0.01	<0.01	<0.01
	p-isopropyltoluene	mg/kg	0.01		-	<0.01	-	-	-	-	-	-	<0.1	<0.01	<0.01	<0.01
	sec-butylbenzene	mg/kg	0.01		-	<0.01	-	-	-	-	-	-	<0.1	<0.01	<0.01	<0.01
	Trichloroethene	mg/kg	0.009	120	-	<0.009	-	-	-	-	-	-	<0.09	<0.009	<0.009	<0.009
	tert-butylbenzene	mg/kg	0.014		-	<0.014	-	-	-	-	-	-	<0.14	<0.014	<0.014	<0.014
	Tetrachloroethene	mg/kg	0.005	1400	-	<0.005	-	-	-	-	-	-	<0.05	<0.005	<0.005	<0.005
	trans-1,2-dichloroethene	mg/kg	0.01		-	<0.01	-	-	-	-	-	-	<0.1	<0.01	<0.01	<0.01
	Trichlorofluoromethane	mg/kg	0.006		-	<0.006	-	-	-	-	-	-	<0.06	<0.006	<0.006	<0.006
	Vinyl chloride	mg/kg	0.006	3.5	-	<0.006	-	-	-	-	-	-	<0.06	<0.006	<0.006	<0.006
	tert-Amyl methyl ether	mg/kg	0.01		-	<0.01	-	-	-	-	-	-	<0.1	<0.01	<0.01	<0.01
VOC/SVOC	1,2,3-trichlorobenzene	mg/kg	0.02	1800	-	<0.02	-	-	-	-	-	-	<0.2	<0.02	<0.02	<0.02
	1,2,4-trichlorobenzene	mg/kg	0.02	15000	-	<0.02	-	-	-	-	-	-	<0.1	<0.02	<0.02	<0.02
	1,2-dichlorobenzene	mg/kg	0.01	90000	-	<0.01	-	-	-	-	-	-	<0.1	<0.01	<0.01	<0.01
	1,3-dichlorobenzene	mg/kg	0.008	300	-	<0.008	-	-	-	-	-	-	<0.08	<0.008	<0.008	<0.008
	1,4-dichlorobenzene	mg/kg	0.005	17000	-	<0.005	-	-	-	-	-	-	<0.05	<0.005	<0.005	<0.005
	Chlorobenzene	mg/kg	0.005	11000	-	<0.005	-	-	-	-	-	-	<0.05	<0.005	<0.005	<0.005
	Hexachlorobutadiene	mg/kg	0.02	25	-	<0.02	-	-	-	-	-	-	<0.1	<0.02	<0.02	<0.02
SVOC	4-bromophenyl phenyl ether	mg/kg	0.1		-	<0.1	-	-	-	-	-	-	<0.1	<0.1	<0.1	<0.1
	4-nitroaniline	mg/kg	0.1		-	<0.1	-	-	-	-	-	-	<0.1	<0.1	<0.1	<0.1
	4-nitrophenol	mg/kg	0.1		-	<0.1	-	-	-	-	-	-	<0.1	<0.1	<0.1	<0.1
	2,4,5-trichlorophenol	mg/kg	0.1		-	<0.1	-	-	-	-	-	-	<0.1	<0.1	<0.1	<0.1
	2,4,6-trichlorophenol	mg/kg	0.1		-	<0.1	-	-	-	-	-	-	<0.1	<0.1	<0.1	<0.1
	2,4-dichlorophenol	mg/kg	0.1		-	<0.1	-	-	-	-	-	-	<0.1	<0.1	<0.1	<0.1
	2,4-dimethylphenol	mg/kg	0.1		-	<0.1	-	-	-	-	-	-	<0.1	<0.1	<0.1	<0.1
	2,4-dinitrotoluene	mg/kg	0.1		-	<0.1	-	-	-	-	-	-	<0.1	<0.1	<0.1	<0.1
	2,6-dinitrotoluene	mg/kg	0.1		-	<0.1	-	-	-	-	-	-	<0.1	<0.1	<0.1	<0.1
	2-chloronaphthalene	mg/kg	0.1		-	<0.1	-	-	-	-	-	-	<0.1	<0.1	<0.1	<0.1
	2-chlorophenol	mg/kg	0.1		-	<0.1	-	-	-	-	-	-	<0.1	<0.1	<0.1	<0.1
	2-methylnaphthalene	mg/kg	0.1		-	<0.1	-	-	-	-	-	-	<0.1	<0.1	<0.1	<0.1
	2-methylphenol	mg/kg	0.1		-	<0.1	-	-	-	-	-	-	<0.1	<0.1	<0.1	<0.1
	2-nitroaniline	mg/kg	0.1		-	<0.1	-	-	-	-	-	-	<0.1	<0.1	<0.1	<0.1
	2-nitrophenol	mg/kg	0.1		-	<0.1	-	-	-	-	-	-	<0.1	<0.1	<0.1	<0.1
	3-nitroaniline	mg/kg	0.1		-	<0.1	-	-	-	-	-	-	<0.1	<0.1	<0.1	<0.1
	4-chloro-3-methylphenol	mg/kg	0.1		-	<0.1	-	-	-	-	-	-	<0.1	<0.1	<0.1	<0.1
	4-chloroaniline	mg/kg	0.1		-	<0.1	-	-	-	-	-	-	<0.1	<0.1	<0.1	<0.1
	4-chlorophenyl phenyl ether	mg/kg	0.1		-	<0.1	-	-	-	-	-	-	<0.1	<0.1	<0.1	<0.1
	4-methylphenol	mg/kg	0.1		-	<0.1	-	-	-	-	-	-	<0.1	<0.1	<0.1	<0.1
	Azobenzene	mg/kg	0.1		-	<0.1	-	-	-	-	-	-	<0.1	<0.1	<0.1	<0.1
	Bis(2-chloroethoxy) methane	mg/kg	0.1		-	<0.1	-	-	-	-	-	-	<0.1	<0.1	<0.1	<0.1
	Bis(2-chloroethyl)ether	mg/kg	0.1		-	<0.1	-	-	-	-	-	-	<0.1	<0.1	<0.1	<0.1
	Bis(2-chloroisopropyl) ether	mg/kg	0.1		-	<0.1	-	-	-	-	-	-	<0.1	<0.1	<0.1	<0.1
	Bis(2-ethylhexyl) phthalate	mg/kg	0.1		-	<0.1	-	-	-	-	-	-	<0.1	<0.1	<0.1	<0.1
	Butyl benzyl phthalate	mg/kg	0.1		-	<0.1	-	-	-	-	-	-	<0.1	<0.1	<0.1	<0.1
	Carbazole	mg/kg	0.1		-	<0.1	-	-	-	-	-	-	<0.1	<0.1	<0.1	<0.1
	Dibenzofuran	mg/kg	0.1		-	<0.1	-	-	-	-	-	-	<0.1	<0.1	<0.1	<0.1
	Diethylphthalate	mg/kg	0.1		-	<0.1	-	-	-	-	-	-	<0.1	<0.1	<0.1	<0.1
	Dimethyl phthalate	mg/kg	0.1		-	<0.1	-	-	-	-	-	-	<0.1	<0.1	<0.1	<0.1
	Di-n-butyl phthalate	mg/kg	0.1		-	<0.1	-	-	-	-	-	-	<0.1	0.112	<0.1	0.117
	Di-n-octyl phthalate	mg/kg	0.1		-	<0.1	-	-	-	-	-	-	<0.1	<0.1	<0.1	<0.1
	Hexachlorobenzene	mg/kg	0.05	16	-	<0.1	-	-	-	-	-	-	<0.1	<0.1	<0.1	<0.1
	Hexachlorocyclopentadiene	mg/kg	0.1		-	<0.1	-	-	-	-	-	-	<0.1	<0.1	<0.1	<0.1
	Hexachloroethane	mg/kg	0.1		-	<0.1	-	-	-	-	-	-	<0.1	<0.1	<0.1	<0.1
	Isophorone	mg/kg	0.1		-	<0.1	-	-	-	-	-	-	<0.1	<0.1	<0.1	<0.1
	Nitrobenzene	mg/kg	0.1		-	<0.1	-	-	-	-	-	-	<0.1	<0.1	<0.1	<0.1
	N-nitrosodi-n-propylamine	mg/kg	0.1		-	<0.1	-	-	-	-	-	-	<0.1	<0.1	<0.1	<0.1
	Pentachlorophenol	mg/kg	0.1	60	-	<0.1	-	-	-	-	-	-	<0.1	<0.1	<0.1	<0.1
PCB	Heptachlorobiphenyl, 2,3,3,4,4,5,5- (PCB 189)	mg/kg	0.003		-	-	-	-	-	-	-	-	-	-	-	-
	Hexachlorobiphenyl, 2,3,3,4,4,5- (PCB 156)	mg/kg	0.003		-	-	-	-	-	-	-	-	-	-	-	-
	Hexachlorobiphenyl, 2,3,3,4,4,5- (PCB 157)	mg/kg	0.003		-	-	-	-	-	-	-	-	-	-	-	-
	Hexachlorobiphenyl, 2,3,4,4,5,5- (PCB 167)	mg/kg	0.003		-	-	-	-	-	-	-	-	-	-	-	-
	Hexachlorobiphenyl, 3,3,4,4,5,5- (PCB 169)	mg/kg	0.003		-	-	-	-	-	-	-	-	-	-	-	-
	PCB 101	mg/kg	0.003		-	-	-	-	-	-	-	-	-	-	-	-
	PCB 118	mg/kg	0.003		-	-	-	-	-	-	-	-	-	-	-	-
	PCB 138	mg/kg	0.003		-	-	-	-	-	-	-	-	-	-	-	-
	PCB 153	mg/kg	0.003		-	-	-	-	-	-	-	-	-	-	-	-
	PCB 180	mg/kg	0.003		-	-	-	-	-	-	-	-	-	-	-	-
	PCB 28	mg/kg	0.003		-	-	-	-	-	-	-	-	-	-	-	-
	PCB 52	mg/kg	0.003		-	-	-	-	-	-	-	-	-	-	-	-
	Pentachlorobiphenyl, 2,3,3,4,4- (PCB 105)	mg/kg	0.003		-	-	-	-	-	-	-	-	-	-	-	-
	Pentachlorobiphenyl, 2,3,4,4,5- (PCB 114)	mg/kg	0.003		-	-	-	-	-	-	-	-	-	-	-	-
	Pentachlorobiphenyl, 2,3,4,4,5- (PCB 123)	mg/kg	0.003		-	-	-	-	-	-	-	-	-	-	-	-
	Pentachlorobiphenyl, 3,3,4,4,5- (PCB 126)	mg/kg	0.003		-	-	-	-	-	-	-	-	-	-	-	-
	Tetrachlorobiphenyl, 3,3,4,4- (PCB 77)	mg/kg	0.003		-	-	-	-	-	-	-	-	-	-	-	-
	Tetrachlorobiphenyl, 3,4,4,5- (PCB 81)	mg/kg	0.003		-	-	-	-	-	-	-	-	-	-	-	-
	Total PCB 7 Congeners	mg/kg	0.021		-	-	-	-	-	-	-	-	-	-	-	-
	Total PCB WHO 12	mg/kg	0.036		-	-	-	-	-	-	-	-	-	-	-	-
Phenolics	Xylenols	mg/kg	0.015		<0.015	<0.015	<0.015	<0.015	<0.015	<0.015	<0.015	<0.015	<0.015	<0.015	<0.015	<0.015
	Cresol Total	mg/kg	0.01		<0.01	<0.01	<0.01	<0.01	<0.01	<0.01	<0.01	<0.01	<0.01	<0.01	<0.01	<0.01
	Phenol (dir)760[88]	mg/kg	0.01		<0.01	<0.01	<0.01	<0.01	<0.01	<0.01	<0.01	0.0122	<0.01	<0.01	<0.01	<0.01
	Phenols Monohydric	mg/kg	0.035		<0.035	<0.035	<0.035	<0.035	<0.035	<0.035	<0.035	<0.035	<0.035	<0.035	<0.035	<0.035
Organotins	Dibutyltin	mg/kg			-	-	-	-	-	-	-	-	-	-	-	-
	Monophenyltin	mg/kg			-	-	-	-	-	-	-	-	-	-	-	-
	Diphenyltin	mg/kg			-	-	-	-	-	-	-	-	-	-	-	-
	Monobutyltin	mg/kg			-	-	-	-	-	-	-	-	-	-	-	-
	Tetrabutyltin	mg/kg			-	-	-	-	-	-	-	-	-	-	-	-
	Tributyltin	mg/kg			-	-	-	-	-	-	-	-	-	-	-	-
	Triphenyltin	mg/kg			-	-	-	-	-	-	-	-	-	-	-	-
Pesticides	Heptachlor epoxide	mg/kg	0.05		-	-	-	-	-	-	-	-	-	-	-	-
	2,4,5-TP (Silvex)	mg/kg			-	-	-	-	-	-	-	-	-	-	-	-
	Hedonal	mg/kg			-	-	-	-	-	-	-	-	-	-	-	-
	2,4-DDT	mg/kg	0.05		-	-	-	-	-	-	-	-	-	-	-	-
	2,4-Dichlorprop	mg/kg			-	-	-	-	-	-	-	-	-	-	-	-
	4-(2,4-Dichlorophenoxy)butyric Acid (2,4-DB)	mg/kg			-	-	-	-	-	-	-	-	-	-	-	-
	4,4-DDE	mg/kg	0.05		-	-	-	-	-	-	-	-	-	-	-	-
	a-BHC	mg/kg	0.05	24	-	-	-	-	-	-	-	-	-	-	-	-
	Aldrin	mg/kg	0.05	18	-	-	-	-	-	-	-	-	-	-	-	-
	Atrazine	mg/kg	0.05	1200	-	-	-	-	-	-	-	-	-	-	-	-
	Azinophos methyl	mg/kg	0.05		-	-	-	-	-	-	-	-	-	-	-	-
	b-BHC	mg/kg	0.05	8.1	-	-	-	-	-	-	-	-	-	-	-	-
	Bentazone	mg/kg			-	-	-	-	-	-	-	-	-	-	-	-
	Chlordane (cis)	mg/kg	0.05		-	-	-	-	-	-	-	-	-	-	-	-
	Chlordane (trans)	mg/kg	0.05		-	-	-	-	-	-	-	-	-	-	-	-
	Chlorfenvinphos	mg/kg	0.05		-	-	-	-	-	-	-	-	-	-	-	-
	Chlorotoluron	mg/kg			-	-	-	-	-	-	-	-	-	-	-	-
	Chlorpyrifos-methyl	mg/kg	0.05		-	-	-	-	-	-	-	-	-	-	-	-
	Cyanazine	mg/kg			-	-	-	-	-	-	-	-	-	-	-	-
	d-BHC	mg/kg	0.05		-	-	-	-	-	-	-	-	-	-	-	-
	DDD	mg/kg	0.05		-	-	-	-	-	-	-	-	-	-	-	-
	DDT	mg/kg	0.05		-	-	-	-	-	-	-	-	-	-	-	-
	Diazinon	mg/kg	0.05		-	-	-	-	-	-	-	-	-	-	-	-
	Dichlorvos	mg/kg	0.05	16	-	-	-	-	-	-	-	-	-	-	-	-
	Dieldrin	mg/kg	0.05	18	-	-	-	-	-	-	-	-	-	-	-	-

	Location_Code	OH20001	OH20001	OH20002A	OH20002A	OH20002A	OH20002	OH20002	OH20002	OH20003	OH20003	OH20003	OH20003
	Sample_Depth_Range	10.6	2.25	0.05	0.4	0.7	10	4.2	8	0.05	0.4	0.65	1.05
	Sampled_Date_Time	14/01/2020	13/01/2020	09/01/2020	09/01/2020	09/01/2020	07/01/2020	06/01/2020	07/01/2020	13/12/2019	13/12/2019	13/12/2019	13/12/2019
	LQM S4UL Public Open Space (POS) Residential - 1% SOM (GAC)												
Chem_Group	ChemName	output unit	EQL											
	Dimethoate	mg/kg	0.05	-	-	-	-	-	-	-	-	-	-	-	-
	Diuron	mg/kg		-	-	-	-	-	-	-	-	-	-	-	-
	Endosulfan I	mg/kg	0.05	1200	-	-	-	-	-	-	-	-	-	-	-
	Endosulfan II	mg/kg	0.05	-	-	-	-	-	-	-	-	-	-	-	-
	Endrin	mg/kg	0.05	-	-	-	-	-	-	-	-	-	-	-	-
	Fenitrothion	mg/kg	0.05	-	-	-	-	-	-	-	-	-	-	-	-
	Fenthion	mg/kg	0.05	-	-	-	-	-	-	-	-	-	-	-	-
	Fluroxypyr	mg/kg		-	-	-	-	-	-	-	-	-	-	-	-
	g-BHC (Lindane)	mg/kg	0.05	8.2	-	-	-	-	-	-	-	-	-	-	-
	Heptachlor	mg/kg	0.05	-	-	-	-	-	-	-	-	-	-	-	-
	Isodrin	mg/kg	0.05	-	-	-	-	-	-	-	-	-	-	-	-
	Isoproturon	mg/kg		-	-	-	-	-	-	-	-	-	-	-	-
	Linuron	mg/kg		-	-	-	-	-	-	-	-	-	-	-	-
	Malathion	mg/kg	0.05	-	-	-	-	-	-	-	-	-	-	-	-
	2-Methyl-4-chlorophenoxyacetic acid	mg/kg		-	-	-	-	-	-	-	-	-	-	-	-
	2-Methyl-4-Chlorophenoxy Butanoic Acid	mg/kg		-	-	-	-	-	-	-	-	-	-	-	-
	Mecoprop	mg/kg		-	-	-	-	-	-	-	-	-	-	-	-
	Methoxychlor	mg/kg	0.05	-	-	-	-	-	-	-	-	-	-	-	-
	Methyl parathion	mg/kg	0.05	-	-	-	-	-	-	-	-	-	-	-	-
	Mevinphos (Phosdrin)	mg/kg	0.05	-	-	-	-	-	-	-	-	-	-	-	-
	o,p-DDD	mg/kg	0.05	-	-	-	-	-	-	-	-	-	-	-	-
	o,p'-DDE	mg/kg	0.05	-	-	-	-	-	-	-	-	-	-	-	-
	Parathion	mg/kg	0.05	-	-	-	-	-	-	-	-	-	-	-	-
	Pendimethalin	mg/kg	0.05	-	-	-	-	-	-	-	-	-	-	-	-
	Phorate	mg/kg	0.05	-	-	-	-	-	-	-	-	-	-	-	-
	Prometryn	mg/kg	0.05	-	-	-	-	-	-	-	-	-	-	-	-
	Pronamide	mg/kg	0.05	-	-	-	-	-	-	-	-	-	-	-	-
	Propazine	mg/kg	0.05	-	-	-	-	-	-	-	-	-	-	-	-
	Simazine	mg/kg	0.05	-	-	-	-	-	-	-	-	-	-	-	-
	Terbutryn	mg/kg	0.05	-	-	-	-	-	-	-	-	-	-	-	-
	Terbutylazine	mg/kg	0.05	-	-	-	-	-	-	-	-	-	-	-	-
	Triadimefon	mg/kg	0.05	-	-	-	-	-	-	-	-	-	-	-	-
	Triclopyr	mg/kg		-	-	-	-	-	-	-	-	-	-	-	-
	Trifluralin	mg/kg	0.05	-	-	-	-	-	-	-	-	-	-	-	-
SVOC TIC	SVOC TICS - Detect	Detect		-	0	-	-	-	-	-	-	1	0	1	1
	SVOC Tentatively Identified Compounds	mg/kg	0.1	-	<1	-	-	-	-	-	-	13.6	<1	9.28	4.87
VOC TIC	VOC TICs - Detect	Detect		-	0	-	-	-	-	-	-	-	-	-	-
	VOC Tentatively Identified Compounds	mg/kg	0.01	-	0	-	-	-	-	-	-	<0.5	-	<0.05	<0.05
Other	Temperature	°C		16.8	16.6	16.1	15.7	17.5	17.3	15.9	18.1	15.2	14.5	10.1	16.7
	Conductivity @ 20oC	µS/cm	14	241 - 280	92.3 - 109	266 - 393	121 - 153	13.1 - 17.8	98.3 - 111	205 - 248	29.7 - 34.3	188 - 202	82.6 - 91.8	49.3 - 50.4	61.8 - 73.7
	Moisture Content (dried @35oC)	%		24	16	11	7	9.5	22	16	18	14	11	12	15
	pH (Lab)	pH_Units	1	7.98 - 8.84	7.53 - 8.26	7.76 - 8.64	7.87 - 8.51	8.02 - 8.26	7.11 - 8.9	8.2 - 8.73	7.07 - 8.3	7.82 - 9.17	7.86 - 8.64	7.49 - 8.79	7.68 - 9.01
	Total Organic Carbon	%	0.2	0.308	<0.2	0.802	0.233	<0.2	<0.2	<0.2	0.284	-	-	-	-

Environmental Standards Comments
#1:GAC is only presented as speciated chromium. 7.7mg/kg is used for hexavalent. If hexavalent chromium (CrVI) data is available, a value of 1,500mg/kg may be appropriate for the remaining trivalent chromium (CrIII).
#2:C4SL for lead adopted
#3:GAC only presented as speciated mercury. 16mg/kg is used for elemental mercury. If the CSM indicates that elemental mercury is not a CoC and mercury is present in an inorganic form, a value of 120mg/kg for inorganic mercury may be appropriate
#4:Updated S4UL for nickel
#5:S4UL exceeds solubility saturation limit
#6:Criteria derived for Ali>C16-C35 split between Ali>C16-21 & Ali>C21-35. Requires summation of fractions to use Ali>C16-C35 criteria.
#7:Criteria presented is for p-xylene. A separate value is presented for o-xylene.
#8:S4UL based on a threshold protective of direct skin contact with phenol

Key
27.8 Result exceeds GAC

Notes
Where a range is given a determinand has been analysed for by more than one method

				Location_Code	OH20003	OH20003	OH20004	OH20004	OH20004	OH20004	OH20005	OH20005	OH20005	TP15002	TP15002	TP15002
				Sample_Depth_Range	2.3	2.3	0.05	0.35	2.25	4.7	0.05	0.4	4.9	0.05-0.05	0.05-0.05	0.9-0.9
				Sampled_Date_Time	19/12/2019	19/12/2019	15/01/2020	15/01/2020	15/01/2020	16/01/2020	10/01/2020	10/01/2020	10/01/2020	23/03/2020	23/03/2020	23/03/2020
				LQM S4UL Public Open Space (POS) Residential - 1% SOM (GAC)												
Chem_Group	**ChemName**	**output unit**	**EQL**													
Metals	Antimony	mg/kg	0.6	-	-	-	-	-	-	-	-	-	-	-	-	-
	Arsenic	mg/kg	0.6	79	9.94	4.3	7.61	8.27	8.58	3.58	6.68	6.3	7.2	10	10.5	12.1
	Boron	mg/kg	1	21000	<1	<1	<1	<1	<1	<1	<1	<1	<1	1.6	1.59	4.21
	Cadmium	mg/kg	0.02	120	<0.02	<0.02	0.288	0.213	0.202	0.225	0.167	<0.02	0.0785	0.0916	0.0999	<0.02
	Chromium (hexavalent)	mg/kg	0.6	7.7	<0.6	<0.6	<0.6	<0.6	<0.6	<0.6	<0.6	<0.6	<0.6	<0.6	<0.6	<0.6
	Chromium	mg/kg	0.9	[#1]	24.8	15.3	15.5	15.8	21.8	25.7	15.9	25.3	31.6	25.4	25.7	36
	Copper	mg/kg	1.4	12000	19.6	8.5	16.6	13.2	13.7	14	15.7	11.9	18.1	15	14.9	32
	Lead	mg/kg	0.7	630[#2]	15.7	9.16	54.7	25	10.1	10.2	68.5	9.9	14.8	25.7	25.3	11
	Mercury	mg/kg	0.14	[#3]	<0.14	<0.14	<0.14	<0.14	<0.14	<0.14	<0.14	<0.14	<0.14	<0.14	<0.14	<0.14
	Molybdenum	mg/kg	0.1	-	-	-	-	-	-	-	-	-	-	-	-	-
	Nickel	mg/kg	0.2	230[#4]	36.4	17.8	12.1	14.3	30.2	27	11.3	18.6	28.5	19.8	21	59.9
	Selenium	mg/kg	1	1100	<1	<1	<1	<1	<1	<1	<1	<1	<1	<1	<1	<1
	Vanadium	mg/kg	0.2	2000	-	-	-	-	-	-	-	-	-	-	-	-
	Zinc	mg/kg	1.9	81000	61.7	33.3	58.8	51.2	57.8	76.8	54.8	40.5	79.8	59.1	58.4	76.8
Asbestos	Anthophyllite	Detect			0	0	0	0	0	0	0	0	0	0	0	0
	Asbestos: Actinolite	Detect			0	0	0	0	0	0	0	0	0	0	0	0
	Crocidolite Asbestos	Detect			0	0	0	0	0	0	0	0	0	0	0	0
	Chrysotile Asbestos	Detect			0	0	0	0	0	0	0	0	0	0	0	0
	Amosite Asbestos	Detect			0	0	0	0	0	0	0	0	0	0	0	0
	Non-Asbestos Fibre	Detect			0	0	0	0	0	0	0	0	0	0	0	0
	Tremolite	Detect			0	0	0	0	0	0	0	0	0	0	0	0
Inorganics	Ammoniacal Nitrogen as N	mg/kg	12		-	-	-	-	-	-	-	-	-	-	-	-
	Cyanide (Free)	mg/kg	1		<1	<1	<1	<1	<1	<1	<1	<1	<1	<1	<1	<1
	Cyanide Total	mg/kg	1		<1	<1	<1	<1	<1	<1	<1	<1	<1	<1	<1	<1
	cyanides-complex	mg/kg	1		<1	<1	<1	<1	<1	<1	<1	<1	<1	<1	<1	<1
PAH	Naphthalene	mg/kg	0.009	4900	<0.009	<0.009	<0.009	<0.009	<0.009	<0.009	<0.009	<0.009	<0.009	<0.009	<0.009	<0.009
	Acenaphthene	mg/kg	0.008	15000	<0.008	<0.008	<0.008	<0.008	<0.008	<0.008	<0.008	<0.008	<0.008	<0.008	<0.008	<0.008
	Acenaphthylene	mg/kg	0.012	15000	<0.012	<0.012	<0.012	<0.012	<0.012	<0.012	<0.012	<0.012	<0.012	<0.012	<0.012	<0.012
	Fluoranthene	mg/kg	0.017	3100	<0.017	0.0831	0.277	0.076	<0.017	<0.017	0.0621	<0.017	<0.017	0.0262	0.0315	<0.017
	Anthracene	mg/kg	0.016	74000	<0.016	<0.016	0.0224	<0.016	<0.016	<0.016	<0.016	<0.016	<0.016	<0.016	<0.016	<0.016
	Phenanthrene	mg/kg	0.015	3100	<0.015	0.0459	0.119	0.026	<0.015	<0.015	0.0251	<0.015	<0.015	<0.015	<0.015	<0.015
	Fluorene	mg/kg	0.01	9900	<0.01	<0.01	<0.01	<0.01	<0.01	<0.01	<0.01	<0.01	<0.01	<0.01	<0.01	<0.01
	Chrysene	mg/kg	0.01	57	<0.01	0.0352	0.136	0.0397	<0.01	<0.01	0.0407	<0.01	<0.01	0.0153	0.0133	<0.01
	Pyrene	mg/kg	0.015	7400	<0.015	0.0707	0.249	0.0669	<0.015	<0.015	0.0606	<0.015	<0.015	0.0208	0.0248	<0.015
	Benzo(a)anthracene	mg/kg	0.014	29	<0.014	0.0306	0.135	0.0419	<0.014	<0.014	0.0314	<0.014	<0.014	<0.014	<0.014	<0.014
	Benzo(b)fluoranthene	mg/kg	0.015	7.1	<0.015	0.0297	0.196	0.0526	<0.015	<0.015	0.0545	<0.015	<0.015	<0.015	0.0206	<0.015
	Benzo(k)fluoranthene	mg/kg	0.014	190	<0.014	<0.014	0.0659	0.0247	<0.014	<0.014	0.019	<0.014	<0.014	<0.014	<0.014	<0.014
	Benzo(a)pyrene	mg/kg	0.015	5.7	<0.015	0.0317	0.129	0.0401	<0.015	<0.015	0.0338	<0.015	<0.015	<0.015	<0.015	<0.015
	Dibenz(a,h)anthracene	mg/kg	0.023	0.57	<0.023	<0.023	<0.023	<0.023	<0.023	<0.023	<0.023	<0.023	<0.023	<0.023	<0.023	<0.023
	Benzo(g,h,i)perylene	mg/kg	0.024	640	<0.024	<0.024	0.0881	0.0292	<0.024	<0.024	0.0294	<0.024	<0.024	<0.024	<0.024	<0.024
	Indeno(1,2,3-c,d)pyrene	mg/kg	0.018	82	<0.018	<0.018	0.072	0.0316	<0.018	<0.018	0.0337	<0.018	<0.018	<0.018	<0.018	<0.018
	PAH 16 Total	mg/kg	0.118		<0.118	0.327	1.49	0.429	<0.118	<0.118	0.39	<0.118	<0.118	<0.118	<0.118	<0.118
TPH CWG	>C5-C6 Aliphatics	mg/kg	0.01	(sol)570000[#5]	-	-	-	-	-	-	-	-	-	-	-	-
	>C6-C8 Aliphatics	mg/kg	0.01	600000	-	-	-	-	-	-	-	-	-	-	-	-
	>C10-C44 Aliphatics	mg/kg	5		-	-	-	-	-	-	-	-	-	-	-	-
	>C10-C44 Aliphatics/Aromatics	mg/kg	10		-	-	-	-	-	-	-	-	-	-	-	-
	>C8-C10 Aliphatics	mg/kg	0.01	13000	-	-	-	-	-	-	-	-	-	-	-	-
	>C10-C12 Aliphatics	mg/kg	1	13000	-	-	-	-	-	-	-	-	-	-	-	-
	>C12-C16 Aliphatics	mg/kg	1	13000	-	-	-	-	-	-	-	-	-	-	-	-
	>C16-C21 Aliphatics	mg/kg	1	125000[#6]	-	-	-	-	-	-	-	-	-	-	-	-
	>C21-C35 Aliphatics	mg/kg	1	125000[#6]	-	-	-	-	-	-	-	-	-	-	-	-
	>C35-C44 Aliphatics	mg/kg	1	250000	-	-	-	-	-	-	-	-	-	-	-	-
	>C5-C10 Aliphatics	mg/kg	0.05		-	-	-	-	-	-	-	-	-	-	-	-
	>EC5-EC10 Aromatics	mg/kg	0.05		-	-	-	-	-	-	-	-	-	-	-	-
	>EC6-EC7 Aromatics	mg/kg	0.01		-	-	-	-	-	-	-	-	-	-	-	-
	>EC7-EC8 Aromatics	mg/kg	0.01	56000	-	-	-	-	-	-	-	-	-	-	-	-
	>EC8-EC10 Aromatics	mg/kg	0.01	5000	-	-	-	-	-	-	-	-	-	-	-	-
	>EC10-EC12 Aromatics	mg/kg	1	5000	-	-	-	-	-	-	-	-	-	-	-	-
	>EC10-EC44 Aromatics	mg/kg	5		-	-	-	-	-	-	-	-	-	-	-	-
	>EC12-EC16 Aromatics	mg/kg	1	5100	-	-	-	-	-	-	-	-	-	-	-	-
	>EC16-EC21 Aromatics	mg/kg	1	3800	-	-	-	-	-	-	-	-	-	-	-	-
	>EC21-EC35 Aromatics	mg/kg	1	3800	-	-	-	-	-	-	-	-	-	-	-	-
	>EC35-EC44 Aromatics	mg/kg	1	3800	-	-	-	-	-	-	-	-	-	-	-	-
	>EC40-EC44 Aromatics	mg/kg	1		-	-	-	-	-	-	-	-	-	-	-	-
	TPH Aliphatics & Aromatics >C5-44	mg/kg	10		-	-	-	-	-	-	-	-	-	-	-	-
TPH	>C5-C6	mg/kg	0.02		<0.02	<0.02	<0.02	<0.02	<0.02	<0.02	<0.02	<0.02	<0.02	<0.02	<0.02	<0.02
	>C6-C7	mg/kg	0.02		<0.02	<0.02	<0.02	<0.02	<0.02	<0.02	<0.02	<0.02	0.0307	<0.02	<0.02	<0.02
	>C7-C8	mg/kg	0.02		<0.02	<0.02	<0.02	<0.02	0.0234	<0.02	<0.02	<0.02	<0.02	<0.02	<0.02	<0.02
	>C8-C10	mg/kg	0.02		<0.02	<0.02	<0.02	<0.02	0.0211	<0.02	<0.02	<0.02	0.351	<0.02	<0.02	<0.02
	>C10-C12	mg/kg	0.02		<0.02	<0.02	<0.02	<0.02	<35 - 0.0246	<0.02	<0.02	<0.02	<35 - 0.553	<0.02	<0.02	<0.02
	>C12-C16	mg/kg	35		<35	<35	<35	<35	<35	<35	<35	<35	<35	<35	<35	<35
	>C16-C21	mg/kg	35		<35	<35	<35	<35	<35	<35	<35	<35	<35	<35	<35	<35
	>C21-C28	mg/kg	35		<35	<35	<35	<35	<35	<35	<35	<35	<35	<35	<35	<35
	>C28-C35	mg/kg	35		<35	<35	<35	<35	<35	<35	<35	<35	<35	<35	<35	<35
	>C35-C40	mg/kg	35		<35	<35	<35	<35	<35	<35	<35	<35	<35	<35	<35	<35
	GRO >C5-10	mg/kg	0.02		-	-	-	-	-	-	-	-	-	-	-	-
	EPH>C5-40	mg/kg	35		<35	<35	-	-	-	-	-	-	-	-	-	-
	EPH >C10-40	mg/kg	35		<35	<35	<35	<35	<35	<35	<35	<35	<35	<35	<35	<35
	GRO >C5-12	mg/kg	0.1		<0.1	<0.1	<0.1	<0.1	<0.1	<0.1	<0.1	<0.1	0.957	<0.1	<0.1	<0.1
	Total Petroleum Hydrocarbons	mg/kg	35		-	-	<35	<35	<35	<35	<35	<35	<35	<35	<35	<35
BTEX and MTBE	Benzene	mg/kg	0.009	72	<0.009	<0.009	<0.009	<0.009	<0.009	<0.009	<0.009	<0.009	<0.009	<0.009	<0.18	<0.009
	Toluene	mg/kg	0.007	56000	<0.007	<0.007	<0.007	<0.007	<0.007	<0.007	<0.007	<0.007	<0.007	<0.007	<0.14	<0.007
	Ethylbenzene	mg/kg	0.004	24000	<0.004	<0.004	<0.004	<0.004	<0.004	<0.004	<0.004	<0.004	<0.004	<0.004	<0.08	<0.004
	Xylene (m & p)	mg/kg	0.01	41000[#7]	<0.01	<0.01	<0.01	<0.01	<0.01	<0.01	<0.01	<0.01	<0.01	<0.01	<0.2	<0.01
	Xylene (o)	mg/kg	0.01	41000	<0.01	<0.01	<0.01	<0.01	<0.01	<0.01	<0.01	<0.01	<0.01	<0.01	<0.2	<0.01
	Xylene Total	mg/kg	0.02		-	-	-	-	-	-	-	-	-	-	-	-
	MTBE	mg/kg	0.01		<0.01	<0.01	<0.01	<0.01	<0.01	<0.01	<0.01	<0.01	<0.01	<0.01	<0.2	<0.01
	Total BTEX	mg/kg	0.04		<0.04	<0.04	<0.04	<0.04	<0.04	<0.04	<0.04	<0.04	<0.04	<0.04	<0.8	<0.04
VOC	Styrene	mg/kg	0.01		-	-	-	-	-	-	-	<0.01	-	-	-	-
	cis-1,3-dichloropropene	mg/kg	0.01		-	-	-	-	-	-	-	<0.01	-	-	-	-
	trans-1,3-dichloropropene	mg/kg	0.01		-	-	-	-	-	-	-	<0.01	-	-	-	-
	1,1,1,2-tetrachloroethane	mg/kg	0.01	1400	-	-	-	-	-	-	-	<0.01	-	-	-	-
	1,1,1-trichloroethane	mg/kg	0.007	140000	-	-	-	-	-	-	-	<0.007	-	-	-	-
	1,1,2,2-tetrachloroethane	mg/kg	0.01	1400	-	-	-	-	-	-	-	<0.01	-	-	-	-
	1,1,2-trichloroethane	mg/kg	0.01		-	-	-	-	-	-	-	<0.01	-	-	-	-
	1,1-dichloroethane	mg/kg	0.008		-	-	-	-	-	-	-	<0.008	-	-	-	-
	1,1-dichloroethene	mg/kg	0.01		-	-	-	-	-	-	-	<0.01	-	-	-	-
	1,1-dichloropropene	mg/kg	0.01		-	-	-	-	-	-	-	<0.01	-	-	-	-
	1,2,3-trichloropropane	mg/kg	0.016		-	-	-	-	-	-	-	<0.016	-	-	-	-
	1,2,4-trimethylbenzene	mg/kg	0.009		-	-	-	-	-	-	-	<0.009	-	-	-	-
	1,2-dibromo-3-chloropropane	mg/kg	0.014		-	-	-	-	-	-	-	<0.014	-	-	-	-
	1,2-dibromoethane	mg/kg	0.01		-	-	-	-	-	-	-	<0.01	-	-	-	-
	1,2-dichloroethane	mg/kg	0.005	29	-	-	-	-	-	-	-	<0.005	-	-	-	-
	1,2-dichloropropane	mg/kg	0.01		-	-	-	-	-	-	-	<0.01	-	-	-	-
	1,3,5-trimethylbenzene	mg/kg	0.008		-	-	-	-	-	-	-	<0.008	-	-	-	-
	1,3-dichloropropane	mg/kg	0.007		-	-	-	-	-	-	-	<0.007	-	-	-	-
	2,2-dichloropropane	mg/kg	0.01		-	-	-	-	-	-	-	<0.01	-	-	-	-
	2-chlorotoluene	mg/kg	0.009		-	-	-	-	-	-	-	<0.009	-	-	-	-
	4-chlorotoluene	mg/kg	0.01		-	-	-	-	-	-	-	<0.01	-	-	-	-
	Bromobenzene	mg/kg	0.01		-	-	-	-	-	-	-	<0.01	-	-	-	-
	Bromochloromethane	mg/kg	0.01		-	-	-	-	-	-	-	<0.01	-	-	-	-
	Bromodichloromethane	mg/kg	0.007		-	-	-	-	-	-	-	<0.007	-	-	-	-
	Bromoform	mg/kg	0.01		-	-	-	-	-	-	-	<0.01	-	-	-	-
	Bromomethane	mg/kg	0.01		-	-	-	-	-	-	-	<0.01	-	-	-	-
	Carbon disulfide	mg/kg	0.007	11000	-	-	-	-	-	-	-	<0.007	-	-	-	-
	Carbon tetrachloride	mg/kg	0.01	890	-	-	-	-	-	-	-	<0.01	-	-	-	-
	Chlorodibromomethane	mg/kg	0.01		-	-	-	-	-	-	-	<0.01	-	-	-	-
	Chloroethane	mg/kg	0.01		-	-	-	-	-	-	-	<0.01	-	-	-	-
	Chloroform	mg/kg	0.008	2500	-	-	-	-	-	-	-	<0.008	-	-	-	-

				Location_Code	OH20003	OH20003	OH20004	OH20004	OH20004	OH20004	OH20005	OH20005	OH20005	TP15002	TP15002	TP15002
				Sample_Depth_Range	2.3	2.3	0.05	0.35	2.25	4.7	0.05	0.4	4.9	0.05-0.05	0.05-0.05	0.9-0.9
				Sampled_Date_Time	19/12/2019	19/12/2019	15/01/2020	15/01/2020	15/01/2020	16/01/2020	10/01/2020	10/01/2020	10/01/2020	23/03/2020	23/03/2020	23/03/2020
Chem_Group	ChemName	output unit	EQL	LQM S4UL Public Open Space (POS) Residential - 1% SOM (GAC)												
	Chloromethane	mg/kg	0.007		-	-	-	-	-	-	-	<0.007	-	-	-	-
	cis-1,2-dichloroethene	mg/kg	0.006		-	-	-	-	-	-	-	<0.006	-	-	-	-
	Dibromomethane	mg/kg	0.009		-	-	-	-	-	-	-	<0.009	-	-	-	-
	Dichlorodifluoromethane	mg/kg	0.006		-	-	-	-	-	-	-	<0.006	-	-	-	-
	Dichloromethane	mg/kg	0.01		-	-	-	-	-	-	-	<0.01	-	-	-	-
	Isopropylbenzene	mg/kg	0.005		-	-	-	-	-	-	-	<0.005	-	-	-	-
	n-butylbenzene	mg/kg	0.011		-	-	-	-	-	-	-	<0.011	-	-	-	-
	n-propylbenzene	mg/kg	0.01		-	-	-	-	-	-	-	<0.01	-	-	-	-
	p-isopropyltoluene	mg/kg	0.01		-	-	-	-	-	-	-	<0.01	-	-	-	-
	sec-butylbenzene	mg/kg	0.01		-	-	-	-	-	-	-	<0.01	-	-	-	-
	Trichloroethene	mg/kg	0.009	120	-	-	-	-	-	-	-	<0.009	-	-	-	-
	tert-butylbenzene	mg/kg	0.014		-	-	-	-	-	-	-	<0.014	-	-	-	-
	Tetrachloroethene	mg/kg	0.005	1400	-	-	-	-	-	-	-	<0.005	-	-	-	-
	trans-1,2-dichloroethene	mg/kg	0.01		-	-	-	-	-	-	-	<0.01	-	-	-	-
	Trichlorofluoromethane	mg/kg	0.006		-	-	-	-	-	-	-	<0.006	-	-	-	-
	Vinyl chloride	mg/kg	0.006	3.5	-	-	-	-	-	-	-	<0.006	-	-	-	-
	tert-Amyl methyl ether	mg/kg	0.01		-	-	-	-	-	-	-	<0.01	-	-	-	-
VOC/SVOC	1,2,3-trichlorobenzene	mg/kg	0.02	1800	-	-	-	-	-	-	-	<0.02	-	-	-	-
	1,2,4-trichlorobenzene	mg/kg	0.02	15000	-	-	-	-	-	-	-	<0.02	-	-	-	-
	1,2-dichlorobenzene	mg/kg	0.01	90000	-	-	-	-	-	-	-	<0.01	-	-	-	-
	1,3-dichlorobenzene	mg/kg	0.008	300	-	-	-	-	-	-	-	<0.008	-	-	-	-
	1,4-dichlorobenzene	mg/kg	0.005	17000	-	-	-	-	-	-	-	<0.005	-	-	-	-
	Chlorobenzene	mg/kg	0.005	11000	-	-	-	-	-	-	-	<0.005	-	-	-	-
	Hexachlorobutadiene	mg/kg	0.02	25	-	-	-	-	-	-	-	<0.02	-	-	-	-
SVOC	4-bromophenyl phenyl ether	mg/kg	0.1		-	-	-	-	-	-	-	<0.1	-	-	-	-
	4-nitroaniline	mg/kg	0.1		-	-	-	-	-	-	-	<0.1	-	-	-	-
	4-nitrophenol	mg/kg	0.1		-	-	-	-	-	-	-	<0.1	-	-	-	-
	2,4,5-trichlorophenol	mg/kg	0.1		-	-	-	-	-	-	<0.01	<0.01	<0.01	-	-	-
	2,4,6-trichlorophenol	mg/kg	0.1		-	-	-	-	-	-	-	<0.1	-	-	-	-
	2,4-dichlorophenol	mg/kg	0.1		-	-	-	-	-	-	-	<0.1	-	-	-	-
	2,4-dimethylphenol	mg/kg	0.1		-	-	-	-	-	-	-	<0.1	-	-	-	-
	2,4-dinitrotoluene	mg/kg	0.1		-	-	-	-	-	-	-	<0.1	-	-	-	-
	2,6-dinitrotoluene	mg/kg	0.1		-	-	-	-	-	-	-	<0.1	-	-	-	-
	2-chloronaphthalene	mg/kg	0.1		-	-	-	-	-	-	-	<0.1	-	-	-	-
	2-chlorophenol	mg/kg	0.1		-	-	-	-	-	-	-	<0.1	-	-	-	-
	2-methylnaphthalene	mg/kg	0.1		-	-	-	-	-	-	-	<0.1	-	-	-	-
	2-methylphenol	mg/kg	0.1		-	-	-	-	-	-	-	<0.1	-	-	-	-
	2-nitroaniline	mg/kg	0.1		-	-	-	-	-	-	-	<0.1	-	-	-	-
	2-nitrophenol	mg/kg	0.1		-	-	-	-	-	-	-	<0.1	-	-	-	-
	3-nitroaniline	mg/kg	0.1		-	-	-	-	-	-	-	<0.1	-	-	-	-
	4-chloro-3-methylphenol	mg/kg	0.1		-	-	-	-	-	-	-	<0.1	-	-	-	-
	4-chloroaniline	mg/kg	0.1		-	-	-	-	-	-	-	<0.1	-	-	-	-
	4-chlorophenyl phenyl ether	mg/kg	0.1		-	-	-	-	-	-	-	<0.1	-	-	-	-
	4-methylphenol	mg/kg	0.1		-	-	-	-	-	-	-	<0.1	-	-	-	-
	Azobenzene	mg/kg	0.1		-	-	-	-	-	-	-	<0.1	-	-	-	-
	Bis(2-chloroethoxy) methane	mg/kg	0.1		-	-	-	-	-	-	-	<0.1	-	-	-	-
	Bis(2-chloroethyl)ether	mg/kg	0.1		-	-	-	-	-	-	-	<0.1	-	-	-	-
	Bis(2-chloroisopropyl) ether	mg/kg	0.1		-	-	-	-	-	-	-	<0.1	-	-	-	-
	Bis(2-ethylhexyl) phthalate	mg/kg	0.1		-	-	-	-	-	-	-	<0.1	-	-	-	-
	Butyl benzyl phthalate	mg/kg	0.1		-	-	-	-	-	-	-	<0.1	-	-	-	-
	Carbazole	mg/kg	0.1		-	-	-	-	-	-	-	<0.1	-	-	-	-
	Dibenzofuran	mg/kg	0.1		-	-	-	-	-	-	-	<0.1	-	-	-	-
	Diethylphthalate	mg/kg	0.1		-	-	-	-	-	-	-	<0.1	-	-	-	-
	Dimethyl phthalate	mg/kg	0.1		-	-	-	-	-	-	-	<0.1	-	-	-	-
	Di-n-butyl phthalate	mg/kg	0.1		-	-	-	-	-	-	-	<0.1	-	-	-	-
	Di-n-octyl phthalate	mg/kg	0.1		-	-	-	-	-	-	-	<0.1	-	-	-	-
	Hexachlorobenzene	mg/kg	0.05	16	-	-	-	-	-	-	<0.05	<0.05	<0.05	-	-	-
	Hexachlorocyclopentadiene	mg/kg	0.1		-	-	-	-	-	-	-	<0.1	-	-	-	-
	Hexachloroethane	mg/kg	0.1		-	-	-	-	-	-	-	<0.1	-	-	-	-
	Isophorone	mg/kg	0.1		-	-	-	-	-	-	-	<0.1	-	-	-	-
	Nitrobenzene	mg/kg	0.1		-	-	-	-	-	-	-	<0.1	-	-	-	-
	N-nitrosodi-n-propylamine	mg/kg	0.1		-	-	-	-	-	-	-	<0.1	-	-	-	-
	Pentachlorophenol	mg/kg	0.1	60	-	-	-	-	-	-	-	<0.1	-	-	-	-
PCB	Heptachlorobiphenyl, 2,3,3,4,4,5,5- (PCB 189)	mg/kg	0.003		-	-	-	-	-	-	-	-	-	-	-	-
	Hexachlorobiphenyl, 2,3,3,4,4,5- (PCB 156)	mg/kg	0.003		-	-	-	-	-	-	-	-	-	-	-	-
	Hexachlorobiphenyl, 2,3,3,4,4,5- (PCB 157)	mg/kg	0.003		-	-	-	-	-	-	-	-	-	-	-	-
	Hexachlorobiphenyl, 2,3,4,4,5,5- (PCB 167)	mg/kg	0.003		-	-	-	-	-	-	-	-	-	-	-	-
	Hexachlorobiphenyl, 3,3,4,4,5,5- (PCB 169)	mg/kg	0.003		-	-	-	-	-	-	-	-	-	-	-	-
	PCB 101	mg/kg	0.003		-	-	-	-	-	-	-	-	-	-	-	-
	PCB 118	mg/kg	0.003		-	-	-	-	-	-	-	-	-	-	-	-
	PCB 138	mg/kg	0.003		-	-	-	-	-	-	-	-	-	-	-	-
	PCB 153	mg/kg	0.003		-	-	-	-	-	-	-	-	-	-	-	-
	PCB 180	mg/kg	0.003		-	-	-	-	-	-	-	-	-	-	-	-
	PCB 28	mg/kg	0.003		-	-	-	-	-	-	-	-	-	-	-	-
	PCB 52	mg/kg	0.003		-	-	-	-	-	-	-	-	-	-	-	-
	Pentachlorobiphenyl, 2,3,3,4,4- (PCB 105)	mg/kg	0.003		-	-	-	-	-	-	-	-	-	-	-	-
	Pentachlorobiphenyl, 2,3,4,4,5- (PCB 114)	mg/kg	0.003		-	-	-	-	-	-	-	-	-	-	-	-
	Pentachlorobiphenyl, 2,3,4,4,5- (PCB 123)	mg/kg	0.003		-	-	-	-	-	-	-	-	-	-	-	-
	Pentachlorobiphenyl, 3,3,4,4,5- (PCB 126)	mg/kg	0.003		-	-	-	-	-	-	-	-	-	-	-	-
	Tetrachlorobiphenyl, 3,3,4,4- (PCB 77)	mg/kg	0.003		-	-	-	-	-	-	-	-	-	-	-	-
	Tetrachlorobiphenyl, 3,4,4,5- (PCB 81)	mg/kg	0.003		-	-	-	-	-	-	-	-	-	-	-	-
	Total PCB 7 Congeners	mg/kg	0.021		-	-	-	-	-	-	-	-	-	-	-	-
	Total PCB WHO 12	mg/kg	0.036		-	-	-	-	-	-	-	-	-	-	-	-
Phenolics	Xylenols	mg/kg	0.015		<0.015	<0.015	<0.015	<0.015	<0.015	<0.015	<0.015	<0.015	<0.015	<0.015	<0.015	<0.015
	Cresol Total	mg/kg	0.01		<0.01	<0.01	<0.01	<0.01	<0.01	<0.01	<0.01	<0.01	<0.01	0.0472	0.0354	<0.01
	Phenol	mg/kg	0.01	(dir)760[IS]	<0.01	<0.01	<0.01	<0.01	<0.01	<0.01	<0.01	<0.01	<0.01	<0.01	<0.01	<0.01
	Phenols Monohydric	mg/kg	0.035		<0.035	<0.035	<0.035	<0.035	<0.035	<0.035	<0.035	<0.035	<0.035	0.0472	<0.035	<0.035
Organotins	Dibutyltin	mg/kg			-	-	-	-	-	-	-	-	-	-	-	-
	Monophenyltin	mg/kg			-	-	-	-	-	-	-	-	-	-	-	-
	Diphenyltin	mg/kg			-	-	-	-	-	-	-	-	-	-	-	-
	Monobutyltin	mg/kg			-	-	-	-	-	-	-	-	-	-	-	-
	Tetrabutyltin	mg/kg			-	-	-	-	-	-	-	-	-	-	-	-
	Tributyltin	mg/kg			-	-	-	-	-	-	-	-	-	-	-	-
	Triphenyltin	mg/kg			-	-	-	-	-	-	-	-	-	-	-	-
Pesticides	Heptachlor epoxide	mg/kg	0.05		-	-	-	-	-	-	<0.05	<0.05	<0.05	-	-	-
	2,4,5-TP (Silvex)	mg/kg			-	-	-	-	-	-	<0.01	<0.01	<0.01	-	-	-
	Hedonal	mg/kg			-	-	-	-	-	-	<0.01	<0.01	<0.01	-	-	-
	2,4-DDT	mg/kg	0.05		-	-	-	-	-	-	<0.05	<0.05	<0.05	-	-	-
	2,4-Dichlorprop	mg/kg			-	-	-	-	-	-	<0.01	<0.01	<0.01	-	-	-
	4-(2,4-Dichlorophenoxy)butyric Acid (2,4-DB)	mg/kg			-	-	-	-	-	-	<0.01	<0.01	<0.01	-	-	-
	4,4-DDE	mg/kg	0.05		-	-	-	-	-	-	<0.05	<0.05	<0.05	-	-	-
	a-BHC	mg/kg	0.05	24	-	-	-	-	-	-	<0.05	<0.05	<0.05	-	-	-
	Aldrin	mg/kg	0.05	18	-	-	-	-	-	-	<0.05	<0.05	<0.05	-	-	-
	Atrazine	mg/kg	0.05	1200	-	-	-	-	-	-	<0.05	<0.05	<0.05	-	-	-
	Azinophos methyl	mg/kg	0.05		-	-	-	-	-	-	<0.05	<0.05	<0.05	-	-	-
	b-BHC	mg/kg	0.05	8.1	-	-	-	-	-	-	<0.05	<0.05	<0.05	-	-	-
	Bentazone	mg/kg			-	-	-	-	-	-	<0.01	<0.01	<0.01	-	-	-
	Chlordane (cis)	mg/kg	0.05		-	-	-	-	-	-	<0.05	<0.05	<0.05	-	-	-
	Chlordane (trans)	mg/kg	0.05		-	-	-	-	-	-	<0.05	<0.05	<0.05	-	-	-
	Chlorfenvinphos	mg/kg	0.05		-	-	-	-	-	-	<0.05	<0.05	<0.05	-	-	-
	Chlorotoluron	mg/kg			-	-	-	-	-	-	<0.01	<0.01	<0.01	-	-	-
	Chlorpyrifos-methyl	mg/kg	0.05		-	-	-	-	-	-	<0.05	<0.05	<0.05	-	-	-
	Cyanazine	mg/kg			-	-	-	-	-	-	<0.01	<0.01	<0.01	-	-	-
	d-BHC	mg/kg	0.05		-	-	-	-	-	-	<0.05	<0.05	<0.05	-	-	-
	DDD	mg/kg	0.05		-	-	-	-	-	-	<0.05	<0.05	<0.05	-	-	-
	DDT	mg/kg	0.05		-	-	-	-	-	-	<0.05	<0.05	<0.05	-	-	-
	Diazinon	mg/kg	0.05		-	-	-	-	-	-	<0.05	<0.05	<0.05	-	-	-
	Dichlorvos	mg/kg	0.05	16	-	-	-	-	-	-	<0.05	<0.05	<0.05	-	-	-
	Dieldrin	mg/kg	0.05	18	-	-	-	-	-	-	<0.05	<0.05	<0.05	-	-	-

				Location_Code	OH20003	OH20003	OH20004	OH20004	OH20004	OH20004	OH20005	OH20005	OH20005	TP15002	TP15002	TP15002
				Sample_Depth_Range	2.3	2.3	0.05	0.35	2.25	4.7	0.05	0.4	4.9	0.05-0.05	0.05-0.05	0.9-0.9
				Sampled_Date_Time	19/12/2019	19/12/2019	15/01/2020	15/01/2020	15/01/2020	16/01/2020	10/01/2020	10/01/2020	10/01/2020	23/03/2020	23/03/2020	23/03/2020
				LQM S4UL Public Open Space (POS) Residential - 1% SOM (GAC)												
Chem_Group	**ChemName**	**output unit**	**EQL**													
	Dimethoate	mg/kg	0.05		-	-	-	-	-	-	<0.05	<0.05	<0.05	-	-	-
	Diuron	mg/kg			-	-	-	-	-	-	<0.01	<0.01	<0.01	-	-	-
	Endosulfan I	mg/kg	0.05	1200	-	-	-	-	-	-	<0.05	<0.05	<0.05	-	-	-
	Endosulfan II	mg/kg	0.05		-	-	-	-	-	-	<0.05	<0.05	<0.05	-	-	-
	Endrin	mg/kg	0.05		-	-	-	-	-	-	<0.05	<0.05	<0.05	-	-	-
	Fenitrothion	mg/kg	0.05		-	-	-	-	-	-	<0.05	<0.05	<0.05	-	-	-
	Fenthion	mg/kg	0.05		-	-	-	-	-	-	<0.05	<0.05	<0.05	-	-	-
	Fluroxypyr	mg/kg			-	-	-	-	-	-	<0.01	<0.01	<0.01	-	-	-
	g-BHC (Lindane)	mg/kg	0.05	8.2	-	-	-	-	-	-	<0.05	<0.05	<0.05	-	-	-
	Heptachlor	mg/kg	0.05		-	-	-	-	-	-	<0.05	<0.05	<0.05	-	-	-
	Isodrin	mg/kg	0.05		-	-	-	-	-	-	<0.05	<0.05	<0.05	-	-	-
	Isoproturon	mg/kg			-	-	-	-	-	-	<0.01	<0.01	<0.01	-	-	-
	Linuron	mg/kg			-	-	-	-	-	-	<0.01	<0.01	<0.01	-	-	-
	Malathion	mg/kg	0.05		-	-	-	-	-	-	<0.05	<0.05	<0.05	-	-	-
	2-Methyl-4-chlorophenoxyacetic acid	mg/kg			-	-	-	-	-	-	<0.01	<0.01	<0.01	-	-	-
	2-Methyl-4-Chlorophenoxy Butanoic Acid	mg/kg			-	-	-	-	-	-	<0.01	<0.01	<0.01	-	-	-
	Mecoprop	mg/kg			-	-	-	-	-	-	<0.01	<0.01	<0.01	-	-	-
	Methoxychlor	mg/kg	0.05		-	-	-	-	-	-	<0.05	<0.05	<0.05	-	-	-
	Methyl parathion	mg/kg	0.05		-	-	-	-	-	-	<0.05	<0.05	<0.05	-	-	-
	Mevinphos (Phosdrin)	mg/kg	0.05		-	-	-	-	-	-	<0.05	<0.05	<0.05	-	-	-
	o,p-DDD	mg/kg	0.05		-	-	-	-	-	-	<0.05	<0.05	<0.05	-	-	-
	o,p'-DDE	mg/kg	0.05		-	-	-	-	-	-	<0.05	<0.05	<0.05	-	-	-
	Parathion	mg/kg	0.05		-	-	-	-	-	-	<0.05	<0.05	<0.05	-	-	-
	Pendimethalin	mg/kg	0.05		-	-	-	-	-	-	<0.05	<0.05	<0.05	-	-	-
	Phorate	mg/kg	0.05		-	-	-	-	-	-	<0.05	<0.05	<0.05	-	-	-
	Prometryn	mg/kg	0.05		-	-	-	-	-	-	<0.05	<0.05	<0.05	-	-	-
	Pronamide	mg/kg	0.05		-	-	-	-	-	-	<0.05	<0.05	<0.05	-	-	-
	Propazine	mg/kg	0.05		-	-	-	-	-	-	<0.05	<0.05	<0.05	-	-	-
	Simazine	mg/kg	0.05		-	-	-	-	-	-	<0.05	<0.05	<0.05	-	-	-
	Terbutryn	mg/kg	0.05		-	-	-	-	-	-	<0.05	<0.05	<0.05	-	-	-
	Terbutylazine	mg/kg	0.05		-	-	-	-	-	-	<0.05	<0.05	<0.05	-	-	-
	Triadimefon	mg/kg	0.05		-	-	-	-	-	-	<0.05	<0.05	<0.05	-	-	-
	Triclopyr	mg/kg			-	-	-	-	-	-	<0.01	<0.01	<0.01	-	-	-
	Trifluralin	mg/kg	0.05		-	-	-	-	-	-	<0.05	<0.05	<0.05	-	-	-
SVOC TIC	SVOC TICS - Detect	Detect			-	-	-	-	-	-	-	0	-	-	-	-
	SVOC Tentatively Identified Compounds	mg/kg	0.1		-	-	-	-	-	-	-	<1	-	-	-	-
VOC TIC	VOC TICs - Detect	Detect			-	-	-	-	-	-	-	0	-	-	-	-
	VOC Tentatively Identified Compounds	mg/kg	0.01		-	-	-	-	-	-	-	<0.01	-	-	-	-
Other	Temperature	°C			14	14.5	17.5	18	17.6	17.3	17.6	17	17.2	19	19.4	20.5
	Conductivity @ 20oC	µS/cm	14		71.3 - 75.6	78.3 - 86.2	252 - 276	104 - 112	99.1 - 102	347 - 532	266 - 279	112 - 124	296 - 336	82.7 - 94.7	14.6 - 17.7	4620 - 4770
	Moisture Content (dried @35oC)	%			15	15	16	7.5	14	22	17	13	22	16	15	18
	pH (Lab)	pH_Units	1		6.78 - 7.8	7.43 - 7.99	8.14 - 8.54	7.88 - 8.55	7.06 - 7.53	8.26 - 8.55	7.63 - 8.59	7.66 - 8.02	8.26 - 8.47	7.14 - 7.95	6.94 - 8.32	7.71 - 8.05
	Total Organic Carbon	%	0.2		<0.2	<0.2	0.741	0.375	<0.2	0.254	1.13	<0.2	0.432	1.25	1.09	<0.2

Environmental Standards Comments
#1:GAC is only presented as speciated chromium. 7.7mg/kg is used for hexavalent. If hexavalent chromium (CrVI) data is available, a value of 1,500mg/kg may be appropriate for the remaining trivalent chromium (CrIII).
#2:C4SL for lead adopted
#3:GAC only presented as speciated mercury. 16mg/kg is used for elemental mercury. If the CSM indicates that elemental mercury is not a CoC and mercury is present in an inorganic form, a value of 120mg/kg for inorganic mercury may be appropriate
#4:Updated S4UL for nickel
#5:S4UL exceeds solubility saturation limit
#6:Criteria derived for Ali>C16-C35 split between Ali>C16-21 & Ali>C21-35. Requires summation of fractions to use Ali>C16-C35 criteria.
#7:Criteria presented is for p-xylene. A separate value is presented for o-xylene.
#8:S4UL based on a threshold protective of direct skin contact with phenol

Key
27.8 Result exceeds GAC

Notes
Where a range is given a determinand has been analysed for by more than one method

				Location_Code	TP16001	TP16001	TP16001	TP16001	TP16002	TP16002	TP16002	TP16003	TP16003	TP16004	TP16004	TP16004
				Sample_Depth_Range	0.05-0.05	0.05-0.05	0.65-0.65	1.9-1.9	0.05-0.05	0.05-0.05	0.9-0.9	0.05-0.05	0.9-0.9	0.05-0.05	0.05-0.05	0.4-0.4
				Sampled_Date_Time	20/03/2020	20/03/2020	20/03/2020	20/03/2020	27/02/2020	27/02/2020	27/02/2020	24/03/2020	25/03/2020	02/03/2020	02/03/2020	02/03/2020
				LQM S4UL Public Open Space (POS) Residential - 1% SOM (GAC)												
Chem_Group	**ChemName**	**output unit**	**EQL**													
Metals	Antimony	mg/kg	0.6		-	-	-	-	-	-	-	-	-	-	-	-
	Arsenic	mg/kg	0.6	79	11.4	11.1	11.9	10.9	9.67	9.73	9.43	10.6	11.5	8.35	9.43	9.29
	Boron	mg/kg	1	21000	1.47	1.53	<1	2.46	<1	1.01	1.67	1.04	2.01	1.67	1.12	1.05
	Cadmium	mg/kg	0.02	120	0.396	0.385	0.296	<0.02	<0.02	<0.02	<0.02	<0.02	<0.02	0.197	0.245	0.173
	Chromium (hexavalent)	mg/kg	0.6	7.7	<0.6	<0.6	<0.6	<0.6	<0.6	<0.6	<0.6	<0.6	<0.6	<0.6	<0.6	<0.6
	Chromium	mg/kg	0.9	[#1]	30.1	29.7	28.5	38.4	26.2	25.4	32.8	26.9	42.9	27.7	27.5	29.2
	Copper	mg/kg	1.4	12000	18.4	16.6	12.1	31.6	17.4	17.9	23.6	15.7	25.7	14	15.4	15.6
	Lead	mg/kg	0.7	630[#2]	34.7	27.2	12.6	13.8	22.3	23.5	8.73	27.6	11.2	21.6	32.8	16.9
	Mercury	mg/kg	0.14	[#3]	<0.14	<0.14	<0.14	<0.14	<0.14	<0.14	<0.14	<0.14	<0.14	<0.14	<0.14	<0.14
	Molybdenum	mg/kg	0.1		-	-	-	-	-	-	-	-	-	-	-	-
	Nickel	mg/kg	0.2	230[#4]	23.8	22.4	24.1	43.7	21.8	19.8	34.8	18.4	40.7	16.9	17.6	20.6
	Selenium	mg/kg	1	1100	<1	<1	<1	<1	<1	<1	<1	<1	<1	<1	<1	<1
	Vanadium	mg/kg	0.2	2000	-	-	-	-	-	-	-	-	-	-	-	-
	Zinc	mg/kg	1.9	81000	69.8	66.2	44	78.4	57.2	57.5	64.4	60.4	75	54.7	54.9	93.2
Asbestos	Anthophyllite	Detect			0	0	0	0	0	0	0	0	0	0	0	0
	Asbestos: Actinolite	Detect			0	0	0	0	0	0	0	0	0	0	0	0
	Crocidolite Asbestos	Detect			0	0	0	0	0	0	0	0	0	0	0	0
	Chrysotile Asbestos	Detect			0	0	0	0	0	0	0	0	0	0	0	0
	Amosite Asbestos	Detect			0	0	0	0	0	0	0	0	0	0	0	0
	Non-Asbestos Fibre	Detect			0	0	0	0	0	0	0	0	0	0	0	0
	Tremolite	Detect			0	0	0	0	0	0	0	0	0	0	0	0
Inorganics	Ammoniacal Nitrogen as N	mg/kg	12		-	-	-	-	-	-	-	-	-	-	-	-
	Cyanide (Free)	mg/kg	1		<1	<1	<1	<1	<1	<1	<1	<1	<1	<1	<1	<1
	Cyanide Total	mg/kg	1		<1	<1	<1	<1	<1	<1	<1	<1	<1	<1	<1	<1
	cyanides-complex	mg/kg	1		<1	<1	<1	<1	<1	<1	<1	<1	<1	<1	<1	<1
PAH	Naphthalene	mg/kg	0.009	4900	<0.009	<0.009	<0.009	<0.009	<0.009	<0.009	<0.009	<0.009	<0.009	<0.009	<0.009	<0.009
	Acenaphthene	mg/kg	0.008	15000	<0.008	<0.008	<0.008	<0.008	<0.008	<0.008	<0.008	<0.008	<0.008	<0.008	<0.008	<0.008
	Acenaphthylene	mg/kg	0.012	15000	<0.012	<0.012	<0.012	<0.012	<0.012	<0.012	<0.012	<0.012	<0.012	<0.012	<0.012	<0.012
	Fluoranthene	mg/kg	0.017	3100	0.0368	0.024	<0.017	<0.017	<0.017	<0.017	<0.017	0.0319	<0.017	0.0221	0.0557	0.0219
	Anthracene	mg/kg	0.016	74000	<0.016	<0.016	<0.016	<0.016	<0.016	<0.016	<0.016	<0.016	<0.016	<0.016	<0.016	<0.016
	Phenanthrene	mg/kg	0.015	3100	<0.015	<0.015	<0.015	<0.015	<0.015	<0.015	<0.015	<0.015	<0.015	<0.015	0.0182	<0.015
	Fluorene	mg/kg	0.01	9900	<0.01	<0.01	<0.01	<0.01	<0.01	<0.01	<0.01	<0.01	<0.01	<0.01	<0.01	<0.01
	Chrysene	mg/kg	0.01	57	0.0199	0.0135	<0.01	<0.01	<0.01	<0.01	<0.01	0.0125	<0.01	<0.01	0.0257	0.012
	Pyrene	mg/kg	0.015	7400	0.0312	0.0209	<0.015	<0.015	<0.015	<0.015	<0.015	0.0267	<0.015	<0.015	0.0446	<0.015
	Benzo(a)anthracene	mg/kg	0.014	29	0.0177	<0.014	<0.014	<0.014	<0.014	<0.014	<0.014	<0.014	<0.014	<0.014	0.0255	<0.014
	Benzo(b)fluoranthene	mg/kg	0.015	7.1	0.0271	<0.015	<0.015	<0.015	<0.015	<0.015	<0.015	0.0191	<0.015	<0.015	0.039	0.0208
	Benzo(k)fluoranthene	mg/kg	0.014	190	<0.014	<0.014	<0.014	<0.014	<0.014	<0.014	<0.014	<0.014	<0.014	<0.014	<0.014	<0.014
	Benzo(a)pyrene	mg/kg	0.015	5.7	<0.015	<0.015	<0.015	<0.015	<0.015	<0.015	<0.015	<0.015	<0.015	<0.015	0.0246	<0.015
	Dibenz(a,h)anthracene	mg/kg	0.023	0.57	<0.023	<0.023	<0.023	<0.023	<0.023	<0.023	<0.023	<0.023	<0.023	<0.023	<0.023	<0.023
	Benzo(g,h,i)perylene	mg/kg	0.024	640	<0.024	<0.024	<0.024	<0.024	<0.024	<0.024	<0.024	<0.024	<0.024	<0.024	<0.024	<0.024
	Indeno(1,2,3-c,d)pyrene	mg/kg	0.018	82	<0.018	<0.018	<0.018	<0.018	<0.018	<0.018	<0.018	<0.018	<0.018	<0.018	<0.018	<0.018
	PAH 16 Total	mg/kg	0.118		0.133	<0.118	<0.118	<0.118	<0.118	<0.118	<0.118	<0.118	<0.118	<0.118	0.233	<0.118
TPH CWG	>C5-C6 Aliphatics	mg/kg	0.01	(sol)570000[#5]	-	-	-	-	-	-	-	-	-	-	-	-
	>C6-C8 Aliphatics	mg/kg	0.01	600000	-	-	-	-	-	-	-	-	-	-	-	-
	>C10-C44 Aliphatics	mg/kg	5		-	-	-	-	-	-	-	-	-	-	-	-
	>C10-C44 Aliphatics/Aromatics	mg/kg	10		-	-	-	-	-	-	-	-	-	-	-	-
	>C8-C10 Aliphatics	mg/kg	0.01	13000	-	-	-	-	-	-	-	-	-	-	-	-
	>C10-C12 Aliphatics	mg/kg	1	13000	-	-	-	-	-	-	-	-	-	-	-	-
	>C12-C16 Aliphatics	mg/kg	1	13000	-	-	-	-	-	-	-	-	-	-	-	-
	>C16-C21 Aliphatics	mg/kg	1	125000[#6]	-	-	-	-	-	-	-	-	-	-	-	-
	>C21-C35 Aliphatics	mg/kg	1	125000[#6]	-	-	-	-	-	-	-	-	-	-	-	-
	>C35-C44 Aliphatics	mg/kg	1	250000	-	-	-	-	-	-	-	-	-	-	-	-
	>C5-C10 Aliphatics	mg/kg	0.05		-	-	-	-	-	-	-	-	-	-	-	-
	>EC5-EC10 Aromatics	mg/kg	0.05		-	-	-	-	-	-	-	-	-	-	-	-
	>EC6-EC7 Aromatics	mg/kg	0.01		-	-	-	-	-	-	-	-	-	-	-	-
	>EC7-EC8 Aromatics	mg/kg	0.01	56000	-	-	-	-	-	-	-	-	-	-	-	-
	>EC8-EC10 Aromatics	mg/kg	0.01	5000	-	-	-	-	-	-	-	-	-	-	-	-
	>EC10-EC12 Aromatics	mg/kg	1	5000	-	-	-	-	-	-	-	-	-	-	-	-
	>EC10-EC44 Aromatics	mg/kg	5		-	-	-	-	-	-	-	-	-	-	-	-
	>EC12-EC16 Aromatics	mg/kg	1	5100	-	-	-	-	-	-	-	-	-	-	-	-
	>EC16-EC21 Aromatics	mg/kg	1	3800	-	-	-	-	-	-	-	-	-	-	-	-
	>EC21-EC35 Aromatics	mg/kg	1	3800	-	-	-	-	-	-	-	-	-	-	-	-
	>EC35-EC44 Aromatics	mg/kg	1	3800	-	-	-	-	-	-	-	-	-	-	-	-
	>EC40-EC44 Aromatics	mg/kg	1		-	-	-	-	-	-	-	-	-	-	-	-
	TPH Aliphatics & Aromatics >C5-44	mg/kg	10		-	-	-	-	-	-	-	-	-	-	-	-
TPH	>C5-C6	mg/kg	0.02		<0.02	<0.02	<0.02	<0.02	<0.02	<0.02	<0.02	<0.02	<0.02	<0.02	<0.02	<0.02
	>C6-C7	mg/kg	0.02		<0.02	<0.02	<0.02	<0.02	<0.02	<0.02	<0.02	<0.02	<0.02	<0.02	<0.02	<0.02
	>C7-C8	mg/kg	0.02		<0.02	<0.02	<0.02	<0.02	<0.02	<0.02	<0.02	<0.02	<0.02	<0.02	<0.02	<0.02
	>C8-C10	mg/kg	0.02		<0.02	<0.02	<0.02	<0.02	<0.02	<0.02	<0.02	<0.02	<0.02	<0.02	<0.02	<0.02
	>C10-C12	mg/kg	0.02		<0.02	<0.02	<0.02	<0.02	<0.02	<0.02	<0.02	<0.02	<0.02	<0.02	<0.02	<0.02
	>C12-C16	mg/kg	35		<35	<35	<35	<35	<35	<35	<35	<35	<35	<35	<35	<35
	>C16-C21	mg/kg	35		<35	<35	<35	<35	<35	<35	<35	<35	<35	<35	<35	<35
	>C21-C28	mg/kg	35		<35	<35	<35	<35	<35	<35	<35	<35	<35	<35	<35	<35
	>C28-C35	mg/kg	35		<35	<35	<35	<35	<35	<35	<35	<35	<35	<35	<35	<35
	>C35-C40	mg/kg	35		<35	<35	<35	<35	<35	<35	<35	<35	<35	<35	<35	<35
	GRO >C5-10	mg/kg	0.02		-	-	-	-	-	-	-	-	-	-	-	-
	EPH>C5-40	mg/kg	35		-	-	-	-	-	-	-	-	-	-	-	-
	EPH >C10-40	mg/kg	35		<35	<35	<35	<35	<35	<35	<35	<35	<35	<35	<35	<35
	GRO >C5-12	mg/kg	0.1		<0.1	<0.1	<0.1	<0.1	<0.1	<0.1	<0.1	<0.1	<0.1	<0.1	<0.1	<0.1
	Total Petroleum Hydrocarbons	mg/kg	35		<35	<35	<35	<35	<35	<35	<35	<35	<35	<35	<35	<35
BTEX and MTBE	Benzene	mg/kg	0.009	72	<0.18	<0.18	<0.009	<0.009	<0.009	<0.009	<0.009	<0.009	<0.009	<0.18	<0.18	<0.009
	Toluene	mg/kg	0.007	56000	<0.14	<0.14	<0.007	<0.007	<0.007	<0.007	<0.007	<0.007	<0.007	<0.14	<0.14	<0.007
	Ethylbenzene	mg/kg	0.004	24000	<0.08	<0.08	<0.004	<0.004	<0.004	<0.004	<0.004	<0.004	<0.004	<0.08	<0.08	<0.004
	Xylene (m & p)	mg/kg	0.01	41000[#7]	<0.2	<0.2	<0.01	<0.01	<0.01	<0.01	<0.01	<0.01	<0.01	<0.2	<0.2	<0.01
	Xylene (o)	mg/kg	0.01	41000	<0.2	<0.2	<0.01	<0.01	<0.01	<0.01	<0.01	<0.01	<0.01	<0.2	<0.2	<0.01
	Xylene Total	mg/kg	0.02		-	-	-	-	-	-	-	-	-	-	-	-
	MTBE	mg/kg	0.01		<0.2	<0.2	<0.01	<0.01	<0.01	<0.01	<0.01	<0.01	<0.01	<0.2	<0.2	<0.01
	Total BTEX	mg/kg	0.04		<0.8	<0.8	<0.04	<0.04	<0.04	<0.04	<0.04	<0.04	<0.04	<0.8	<0.8	<0.04
VOC	Styrene	mg/kg	0.01		-	-	-	-	-	-	-	-	-	-	-	-
	cis-1,3-dichloropropene	mg/kg	0.01		-	-	-	-	-	-	-	-	-	-	-	-
	trans-1,3-dichloropropene	mg/kg	0.01		-	-	-	-	-	-	-	-	-	-	-	-
	1,1,1,2-tetrachloroethane	mg/kg	0.01	1400	-	-	-	-	-	-	-	-	-	-	-	-
	1,1,1-trichloroethane	mg/kg	0.007	140000	-	-	-	-	-	-	-	-	-	-	-	-
	1,1,2,2-tetrachloroethane	mg/kg	0.01	1400	-	-	-	-	-	-	-	-	-	-	-	-
	1,1,2-trichloroethane	mg/kg	0.01		-	-	-	-	-	-	-	-	-	-	-	-
	1,1-dichloroethane	mg/kg	0.008		-	-	-	-	-	-	-	-	-	-	-	-
	1,1-dichloroethene	mg/kg	0.01		-	-	-	-	-	-	-	-	-	-	-	-
	1,1-dichloropropene	mg/kg	0.01		-	-	-	-	-	-	-	-	-	-	-	-
	1,2,3-trichloropropane	mg/kg	0.016		-	-	-	-	-	-	-	-	-	-	-	-
	1,2,4-trimethylbenzene	mg/kg	0.009		-	-	-	-	-	-	-	-	-	-	-	-
	1,2-dibromo-3-chloropropane	mg/kg	0.014		-	-	-	-	-	-	-	-	-	-	-	-
	1,2-dibromoethane	mg/kg	0.01		-	-	-	-	-	-	-	-	-	-	-	-
	1,2-dichloroethane	mg/kg	0.005	29	-	-	-	-	-	-	-	-	-	-	-	-
	1,2-dichloropropane	mg/kg	0.01		-	-	-	-	-	-	-	-	-	-	-	-
	1,3,5-trimethylbenzene	mg/kg	0.008		-	-	-	-	-	-	-	-	-	-	-	-
	1,3-dichloropropane	mg/kg	0.007		-	-	-	-	-	-	-	-	-	-	-	-
	2,2-dichloropropane	mg/kg	0.01		-	-	-	-	-	-	-	-	-	-	-	-
	2-chlorotoluene	mg/kg	0.009		-	-	-	-	-	-	-	-	-	-	-	-
	4-chlorotoluene	mg/kg	0.01		-	-	-	-	-	-	-	-	-	-	-	-
	Bromobenzene	mg/kg	0.01		-	-	-	-	-	-	-	-	-	-	-	-
	Bromochloromethane	mg/kg	0.01		-	-	-	-	-	-	-	-	-	-	-	-
	Bromodichloromethane	mg/kg	0.007		-	-	-	-	-	-	-	-	-	-	-	-
	Bromoform	mg/kg	0.01		-	-	-	-	-	-	-	-	-	-	-	-
	Bromomethane	mg/kg	0.01		-	-	-	-	-	-	-	-	-	-	-	-
	Carbon disulfide	mg/kg	0.007	11000	-	-	-	-	-	-	-	-	-	-	-	-
	Carbon tetrachloride	mg/kg	0.01	890	-	-	-	-	-	-	-	-	-	-	-	-
	Chlorodibromomethane	mg/kg	0.01		-	-	-	-	-	-	-	-	-	-	-	-
	Chloroethane	mg/kg	0.01		-	-	-	-	-	-	-	-	-	-	-	-
	Chloroform	mg/kg	0.008	2500	-	-	-	-	-	-	-	-	-	-	-	-

				Location_Code	TP16001	TP16001	TP16001	TP16001	TP16002	TP16002	TP16002	TP16003	TP16003	TP16004	TP16004	TP16004
				Sample_Depth_Range	0.05-0.05	0.05-0.05	0.65-0.65	1.9-1.9	0.05-0.05	0.05-0.05	0.9-0.9	0.05-0.05	0.9-0.9	0.05-0.05	0.05-0.05	0.4-0.4
				Sampled_Date_Time	20/03/2020	20/03/2020	20/03/2020	20/03/2020	27/02/2020	27/02/2020	27/02/2020	24/03/2020	25/03/2020	02/03/2020	02/03/2020	02/03/2020
				LQM S4UL Public Open Space (POS) Residential - 1% SOM (GAC)												
Chem_Group	ChemName	output unit	EQL													
- - - -	Chloromethane	mg/kg	0.007		-	-	-	-	-	-	-	-	-	-	-	-
	cis-1,2-dichloroethene	mg/kg	0.006		-	-	-	-	-	-	-	-	-	-	-	-
	Dibromomethane	mg/kg	0.009		-	-	-	-	-	-	-	-	-	-	-	-
	Dichlorodifluoromethane	mg/kg	0.006		-	-	-	-	-	-	-	-	-	-	-	-
	Dichloromethane	mg/kg	0.01		-	-	-	-	-	-	-	-	-	-	-	-
	Isopropylbenzene	mg/kg	0.005		-	-	-	-	-	-	-	-	-	-	-	-
	n-butylbenzene	mg/kg	0.011		-	-	-	-	-	-	-	-	-	-	-	-
	n-propylbenzene	mg/kg	0.01		-	-	-	-	-	-	-	-	-	-	-	-
	p-isopropyltoluene	mg/kg	0.01		-	-	-	-	-	-	-	-	-	-	-	-
	sec-butylbenzene	mg/kg	0.01		-	-	-	-	-	-	-	-	-	-	-	-
	Trichloroethene	mg/kg	0.009	120	-	-	-	-	-	-	-	-	-	-	-	-
	tert-butylbenzene	mg/kg	0.014		-	-	-	-	-	-	-	-	-	-	-	-
	Tetrachloroethene	mg/kg	0.005	1400	-	-	-	-	-	-	-	-	-	-	-	-
	trans-1,2-dichloroethene	mg/kg	0.01		-	-	-	-	-	-	-	-	-	-	-	-
	Trichlorofluoromethane	mg/kg	0.006		-	-	-	-	-	-	-	-	-	-	-	-
	Vinyl chloride	mg/kg	0.006	3.5	-	-	-	-	-	-	-	-	-	-	-	-
	tert-Amyl methyl ether	mg/kg	0.01		-	-	-	-	-	-	-	-	-	-	-	-
VOC/SVOC	1,2,3-trichlorobenzene	mg/kg	0.02	1800	-	-	-	-	-	-	-	-	-	-	-	-
	1,2,4-trichlorobenzene	mg/kg	0.02	15000	-	-	-	-	-	-	-	-	-	-	-	-
	1,2-dichlorobenzene	mg/kg	0.01	90000	-	-	-	-	-	-	-	-	-	-	-	-
	1,3-dichlorobenzene	mg/kg	0.008	300	-	-	-	-	-	-	-	-	-	-	-	-
	1,4-dichlorobenzene	mg/kg	0.005	17000	-	-	-	-	-	-	-	-	-	-	-	-
	Chlorobenzene	mg/kg	0.005	11000	-	-	-	-	-	-	-	-	-	-	-	-
	Hexachlorobutadiene	mg/kg	0.02	25	-	-	-	-	-	-	-	-	-	-	-	-
SVOC	4-bromophenyl phenyl ether	mg/kg	0.1		-	-	-	-	-	-	-	-	-	-	-	-
	4-nitroaniline	mg/kg	0.1		-	-	-	-	-	-	-	-	-	-	-	-
	4-nitrophenol	mg/kg	0.1		-	-	-	-	-	-	-	-	-	-	-	-
	2,4,5-trichlorophenol	mg/kg	0.1		-	-	-	-	-	-	-	-	-	-	-	-
	2,4,6-trichlorophenol	mg/kg	0.1		-	-	-	-	-	-	-	-	-	-	-	-
	2,4-dichlorophenol	mg/kg	0.1		-	-	-	-	-	-	-	-	-	-	-	-
	2,4-dimethylphenol	mg/kg	0.1		-	-	-	-	-	-	-	-	-	-	-	-
	2,4-dinitrotoluene	mg/kg	0.1		-	-	-	-	-	-	-	-	-	-	-	-
	2,6-dinitrotoluene	mg/kg	0.1		-	-	-	-	-	-	-	-	-	-	-	-
	2-chloronaphthalene	mg/kg	0.1		-	-	-	-	-	-	-	-	-	-	-	-
	2-chlorophenol	mg/kg	0.1		-	-	-	-	-	-	-	-	-	-	-	-
	2-methylnaphthalene	mg/kg	0.1		-	-	-	-	-	-	-	-	-	-	-	-
	2-methylphenol	mg/kg	0.1		-	-	-	-	-	-	-	-	-	-	-	-
	2-nitroaniline	mg/kg	0.1		-	-	-	-	-	-	-	-	-	-	-	-
	2-nitrophenol	mg/kg	0.1		-	-	-	-	-	-	-	-	-	-	-	-
	3-nitroaniline	mg/kg	0.1		-	-	-	-	-	-	-	-	-	-	-	-
	4-chloro-3-methylphenol	mg/kg	0.1		-	-	-	-	-	-	-	-	-	-	-	-
	4-chloroaniline	mg/kg	0.1		-	-	-	-	-	-	-	-	-	-	-	-
	4-chlorophenyl phenyl ether	mg/kg	0.1		-	-	-	-	-	-	-	-	-	-	-	-
	4-methylphenol	mg/kg	0.1		-	-	-	-	-	-	-	-	-	-	-	-
	Azobenzene	mg/kg	0.1		-	-	-	-	-	-	-	-	-	-	-	-
	Bis(2-chloroethoxy) methane	mg/kg	0.1		-	-	-	-	-	-	-	-	-	-	-	-
	Bis(2-chloroethyl)ether	mg/kg	0.1		-	-	-	-	-	-	-	-	-	-	-	-
	Bis(2-chloroisopropyl) ether	mg/kg	0.1		-	-	-	-	-	-	-	-	-	-	-	-
	Bis(2-ethylhexyl) phthalate	mg/kg	0.1		-	-	-	-	-	-	-	-	-	-	-	-
	Butyl benzyl phthalate	mg/kg	0.1		-	-	-	-	-	-	-	-	-	-	-	-
	Carbazole	mg/kg	0.1		-	-	-	-	-	-	-	-	-	-	-	-
	Dibenzofuran	mg/kg	0.1		-	-	-	-	-	-	-	-	-	-	-	-
	Diethylphthalate	mg/kg	0.1		-	-	-	-	-	-	-	-	-	-	-	-
	Dimethyl phthalate	mg/kg	0.1		-	-	-	-	-	-	-	-	-	-	-	-
	Di-n-butyl phthalate	mg/kg	0.1		-	-	-	-	-	-	-	-	-	-	-	-
	Di-n-octyl phthalate	mg/kg	0.1		-	-	-	-	-	-	-	-	-	-	-	-
	Hexachlorobenzene	mg/kg	0.05	16	-	-	-	-	-	-	-	-	-	-	-	-
	Hexachlorocyclopentadiene	mg/kg	0.1		-	-	-	-	-	-	-	-	-	-	-	-
	Hexachloroethane	mg/kg	0.1		-	-	-	-	-	-	-	-	-	-	-	-
	Isophorone	mg/kg	0.1		-	-	-	-	-	-	-	-	-	-	-	-
	Nitrobenzene	mg/kg	0.1		-	-	-	-	-	-	-	-	-	-	-	-
	N-nitrosodi-n-propylamine	mg/kg	0.1		-	-	-	-	-	-	-	-	-	-	-	-
	Pentachlorophenol	mg/kg	0.1	60	-	-	-	-	-	-	-	-	-	-	-	-
PCB	Heptachlorobiphenyl, 2,3,3,4,4,5,5- (PCB 189)	mg/kg	0.003		-	-	-	-	-	-	-	-	-	-	-	-
	Hexachlorobiphenyl, 2,3,3,4,4,5- (PCB 156)	mg/kg	0.003		-	-	-	-	-	-	-	-	-	-	-	-
	Hexachlorobiphenyl, 2,3,3,4,4,5- (PCB 157)	mg/kg	0.003		-	-	-	-	-	-	-	-	-	-	-	-
	Hexachlorobiphenyl, 2,3,4,4,5,5- (PCB 167)	mg/kg	0.003		-	-	-	-	-	-	-	-	-	-	-	-
	Hexachlorobiphenyl, 3,3,4,4,5,5- (PCB 169)	mg/kg	0.003		-	-	-	-	-	-	-	-	-	-	-	-
	PCB 101	mg/kg	0.003		-	-	-	-	-	-	-	-	-	-	-	-
	PCB 118	mg/kg	0.003		-	-	-	-	-	-	-	-	-	-	-	-
	PCB 138	mg/kg	0.003		-	-	-	-	-	-	-	-	-	-	-	-
	PCB 153	mg/kg	0.003		-	-	-	-	-	-	-	-	-	-	-	-
	PCB 180	mg/kg	0.003		-	-	-	-	-	-	-	-	-	-	-	-
	PCB 28	mg/kg	0.003		-	-	-	-	-	-	-	-	-	-	-	-
	PCB 52	mg/kg	0.003		-	-	-	-	-	-	-	-	-	-	-	-
	Pentachlorobiphenyl, 2,3,3,4,4- (PCB 105)	mg/kg	0.003		-	-	-	-	-	-	-	-	-	-	-	-
	Pentachlorobiphenyl, 2,3,4,4,5- (PCB 114)	mg/kg	0.003		-	-	-	-	-	-	-	-	-	-	-	-
	Pentachlorobiphenyl, 2,3,4,4,5- (PCB 123)	mg/kg	0.003		-	-	-	-	-	-	-	-	-	-	-	-
	Pentachlorobiphenyl, 3,3,4,4,5- (PCB 126)	mg/kg	0.003		-	-	-	-	-	-	-	-	-	-	-	-
	Tetrachlorobiphenyl, 3,3,4,4- (PCB 77)	mg/kg	0.003		-	-	-	-	-	-	-	-	-	-	-	-
	Tetrachlorobiphenyl, 3,4,4,5- (PCB 81)	mg/kg	0.003		-	-	-	-	-	-	-	-	-	-	-	-
	Total PCB 7 Congeners	mg/kg	0.021		-	-	-	-	-	-	-	-	-	-	-	-
	Total PCB WHO 12	mg/kg	0.036		-	-	-	-	-	-	-	-	-	-	-	-
Phenolics	Xylenols	mg/kg	0.015		<0.015	<0.015	<0.015	<0.015	<0.015	<0.015	<0.015	<0.015	<0.015	<0.015	<0.015	<0.015
	Cresol Total	mg/kg	0.01		0.0124	0.0244	<0.01	<0.01	<0.01	<0.01	<0.01	<0.01	<0.01	<0.01	<0.01	<0.01
	Phenol	mg/kg	0.01	(dir)760[#8]	<0.01	<0.01	<0.01	<0.01	<0.01	<0.01	<0.01	<0.01	<0.01	<0.01	<0.01	<0.01
	Phenols Monohydric	mg/kg	0.035		<0.035	<0.035	<0.035	<0.035	<0.035	<0.035	<0.035	<0.035	<0.035	<0.035	<0.035	<0.035
Organotins	Dibutyltin	mg/kg			-	-	-	-	-	-	-	-	-	-	-	-
	Monophenyltin	mg/kg			-	-	-	-	-	-	-	-	-	-	-	-
	Diphenyltin	mg/kg			-	-	-	-	-	-	-	-	-	-	-	-
	Monobutyltin	mg/kg			-	-	-	-	-	-	-	-	-	-	-	-
	Tetrabutyltin	mg/kg			-	-	-	-	-	-	-	-	-	-	-	-
	Tributyltin	mg/kg			-	-	-	-	-	-	-	-	-	-	-	-
	Triphenyltin	mg/kg			-	-	-	-	-	-	-	-	-	-	-	-
Pesticides	Heptachlor epoxide	mg/kg	0.05		-	-	-	-	-	-	-	-	-	-	-	-
	2,4,5-TP (Silvex)	mg/kg			-	-	-	-	-	-	-	-	-	-	-	-
	Hedonal	mg/kg			-	-	-	-	-	-	-	-	-	-	-	-
	2,4-DDT	mg/kg	0.05		-	-	-	-	-	-	-	-	-	-	-	-
	2,4-Dichlorprop	mg/kg			-	-	-	-	-	-	-	-	-	-	-	-
	4-(2,4-Dichlorophenoxy)butyric Acid (2,4-DB)	mg/kg			-	-	-	-	-	-	-	-	-	-	-	-
	4,4-DDE	mg/kg	0.05		-	-	-	-	-	-	-	-	-	-	-	-
	a-BHC	mg/kg	0.05	24	-	-	-	-	-	-	-	-	-	-	-	-
	Aldrin	mg/kg	0.05	18	-	-	-	-	-	-	-	-	-	-	-	-
	Atrazine	mg/kg	0.05	1200	-	-	-	-	-	-	-	-	-	-	-	-
	Azinophos methyl	mg/kg	0.05		-	-	-	-	-	-	-	-	-	-	-	-
	b-BHC	mg/kg	0.05	8.1	-	-	-	-	-	-	-	-	-	-	-	-
	Bentazone	mg/kg			-	-	-	-	-	-	-	-	-	-	-	-
	Chlordane (cis)	mg/kg	0.05		-	-	-	-	-	-	-	-	-	-	-	-
	Chlordane (trans)	mg/kg	0.05		-	-	-	-	-	-	-	-	-	-	-	-
	Chlorfenvinphos	mg/kg	0.05		-	-	-	-	-	-	-	-	-	-	-	-
	Chlorotoluron	mg/kg			-	-	-	-	-	-	-	-	-	-	-	-
	Chlorpyrifos-methyl	mg/kg	0.05		-	-	-	-	-	-	-	-	-	-	-	-
	Cyanazine	mg/kg			-	-	-	-	-	-	-	-	-	-	-	-
	d-BHC	mg/kg	0.05		-	-	-	-	-	-	-	-	-	-	-	-
	DDD	mg/kg	0.05		-	-	-	-	-	-	-	-	-	-	-	-
	DDT	mg/kg	0.05		-	-	-	-	-	-	-	-	-	-	-	-
	Diazinon	mg/kg	0.05		-	-	-	-	-	-	-	-	-	-	-	-
	Dichlorvos	mg/kg	0.05	16	-	-	-	-	-	-	-	-	-	-	-	-
	Dieldrin	mg/kg	0.05	18	-	-	-	-	-	-	-	-	-	-	-	-

				Location_Code	TP16001	TP16001	TP16001	TP16001	TP16002	TP16002	TP16002	TP16003	TP16003	TP16004	TP16004	TP16004
				Sample_Depth_Range	0.05-0.05	0.05-0.05	0.65-0.65	1.9-1.9	0.05-0.05	0.05-0.05	0.9-0.9	0.05-0.05	0.9-0.9	0.05-0.05	0.05-0.05	0.4-0.4
				Sampled_Date_Time	20/03/2020	20/03/2020	20/03/2020	20/03/2020	27/02/2020	27/02/2020	27/02/2020	24/03/2020	25/03/2020	02/03/2020	02/03/2020	02/03/2020
				LQM S4UL Public Open Space (POS) Residential - 1% SOM (GAC)												
Chem_Group	ChemName	output unit	EQL													
	Dimethoate	mg/kg	0.05		-	-	-	-	-	-	-	-	-	-	-	-
	Diuron	mg/kg			-	-	-	-	-	-	-	-	-	-	-	-
	Endosulfan I	mg/kg	0.05	1200	-	-	-	-	-	-	-	-	-	-	-	-
	Endosulfan II	mg/kg	0.05		-	-	-	-	-	-	-	-	-	-	-	-
	Endrin	mg/kg	0.05		-	-	-	-	-	-	-	-	-	-	-	-
	Fenitrothion	mg/kg	0.05		-	-	-	-	-	-	-	-	-	-	-	-
	Fenthion	mg/kg	0.05		-	-	-	-	-	-	-	-	-	-	-	-
	Fluroxypyr	mg/kg			-	-	-	-	-	-	-	-	-	-	-	-
	g-BHC (Lindane)	mg/kg	0.05	8.2	-	-	-	-	-	-	-	-	-	-	-	-
	Heptachlor	mg/kg	0.05		-	-	-	-	-	-	-	-	-	-	-	-
	Isodrin	mg/kg	0.05		-	-	-	-	-	-	-	-	-	-	-	-
	Isoproturon	mg/kg			-	-	-	-	-	-	-	-	-	-	-	-
	Linuron	mg/kg			-	-	-	-	-	-	-	-	-	-	-	-
	Malathion	mg/kg	0.05		-	-	-	-	-	-	-	-	-	-	-	-
	2-Methyl-4-chlorophenoxyacetic acid	mg/kg			-	-	-	-	-	-	-	-	-	-	-	-
	2-Methyl-4-Chlorophenoxy Butanoic Acid	mg/kg			-	-	-	-	-	-	-	-	-	-	-	-
	Mecoprop	mg/kg			-	-	-	-	-	-	-	-	-	-	-	-
	Methoxychlor	mg/kg	0.05		-	-	-	-	-	-	-	-	-	-	-	-
	Methyl parathion	mg/kg	0.05		-	-	-	-	-	-	-	-	-	-	-	-
	Mevinphos (Phosdrin)	mg/kg	0.05		-	-	-	-	-	-	-	-	-	-	-	-
	o,p-DDD	mg/kg	0.05		-	-	-	-	-	-	-	-	-	-	-	-
	o,p'-DDE	mg/kg	0.05		-	-	-	-	-	-	-	-	-	-	-	-
	Parathion	mg/kg	0.05		-	-	-	-	-	-	-	-	-	-	-	-
	Pendimethalin	mg/kg	0.05		-	-	-	-	-	-	-	-	-	-	-	-
	Phorate	mg/kg	0.05		-	-	-	-	-	-	-	-	-	-	-	-
	Prometryn	mg/kg	0.05		-	-	-	-	-	-	-	-	-	-	-	-
	Pronamide	mg/kg	0.05		-	-	-	-	-	-	-	-	-	-	-	-
	Propazine	mg/kg	0.05		-	-	-	-	-	-	-	-	-	-	-	-
	Simazine	mg/kg	0.05		-	-	-	-	-	-	-	-	-	-	-	-
	Terbutryn	mg/kg	0.05		-	-	-	-	-	-	-	-	-	-	-	-
	Terbutylazine	mg/kg	0.05		-	-	-	-	-	-	-	-	-	-	-	-
	Triadimefon	mg/kg	0.05		-	-	-	-	-	-	-	-	-	-	-	-
	Triclopyr	mg/kg			-	-	-	-	-	-	-	-	-	-	-	-
	Trifluralin	mg/kg	0.05		-	-	-	-	-	-	-	-	-	-	-	-
SVOC TIC	SVOC TICS - Detect	Detect			-	-	-	-	-	-	-	-	-	-	-	-
	SVOC Tentatively Identified Compounds	mg/kg	0.1		-	-	-	-	-	-	-	-	-	-	-	-
VOC TIC	VOC TICs - Detect	Detect			-	-	-	-	-	-	-	-	-	-	-	-
	VOC Tentatively Identified Compounds	mg/kg	0.01		-	-	-	-	-	-	-	-	-	-	-	-
Other	Temperature	°C			14.6 - 19.4	13.3 - 19.5	19.7	19.9	18.9 - 19.9	6.3 - 17.2	15.3	11.4	10.1	18.6	17.9	17.8
	Conductivity @ 20oC	µS/cm	14		46.9 - 254	39.4 - 127	241 - 251	3570 - 3690	18.1 - 147	15.5 - 675	483 - 523	60.4 - 78.8	790 - 883	96 - 101	62.1 - 76.7	408 - 433
	Moisture Content (dried @35oC)	%			19	18	17	19	21	19	18	17	24	16	15	15
	pH (Lab)	pH_Units	1		7.33 - 8.35	7.17 - 8.33	8.02 - 8.45	7.31 - 7.88	7.3 - 8.91	7.22 - 8.94	8.37 - 8.63	6.78 - 8.06	8.25 - 8.64	7.15 - 8.42	6.98 - 7.96	7.77 - 8.59
	Total Organic Carbon	%	0.2		1.41	1.4	0.374	<0.2	1.33	1.35	0.204	1.37	0.214	0.637	0.877	0.522

Environmental Standards Comments
#1:GAC is only presented as speciated chromium. 7.7mg/kg is used for hexavalent. If hexavalent chromium (CrVI) data is available, a value of 1,500mg/kg may be appropriate for the remaining trivalent chromium (CrIII).
#2:C4SL for lead adopted
#3:GAC only presented as speciated mercury. 16mg/kg is used for elemental mercury. If the CSM indicates that elemental mercury is not a CoC and mercury is present in an inorganic form, a value of 120mg/kg for inorganic mercury may be appropriate
#4:Updated S4UL for nickel
#5:S4UL exceeds solubility saturation limit
#6:Criteria derived for Ali>C16-C35 split between Ali>C16-21 & Ali>C21-35. Requires summation of fractions to use Ali>C16-C35 criteria.
#7:Criteria presented is for p-xylene. A separate value is presented for o-xylene.
#8:S4UL based on a threshold protective of direct skin contact with phenol

Key
27.8 Result exceeds GAC

Notes
Where a range is given a determinand has been analysed for by more than one method

				Location_Code	TP16004	TP16005	TP16005	TP16005	TP16006	TP16006	TP16006	TP16007	TP16007	TP16007	TP16007	TP16008
				Sample_Depth_Range	1.1-1.1	0.05-0.05	0.05-0.05	2.1-2.1	0.05-0.05	0.05-0.05	0.6-0.6	0.05-0.05	0.05-0.05	1.3-1.3	1.7-1.7	0.05-0.05
				Sampled_Date_Time	02/03/2020	26/03/2020	26/03/2020	26/03/2020	26/02/2020	26/02/2020	26/02/2020	28/02/2020	28/02/2020	28/02/2020	28/02/2020	04/03/2020
				LQM S4UL Public Open Space (POS) Residential - 1% SOM (GAC)												
Chem_Group	**ChemName**	**output unit**	**EQL**													
Metals	Antimony	mg/kg	0.6		-	-	-	-	-	-	-	-	-	-	-	-
	Arsenic	mg/kg	0.6	79	11.1	10.2	9.74	10.4	9.59	10.4	11.7	9.39	10.6	17.5	11.2	8.99
	Boron	mg/kg	1	21000	<1	<1	<1	1.49	1.07	<1	1.41	1.22	1.11	<1	1.62	1.39
	Cadmium	mg/kg	0.02	120	0.14	0.0833	0.0762	<0.02	0.134	0.143	<0.02	0.0829	0.183	<0.02	<0.02	0.27
	Chromium (hexavalent)	mg/kg	0.6	7.7	<0.6	<0.6	<0.6	<0.6	<0.6	<0.6	<0.6	<0.6	<0.6	<0.6	<0.6	<0.6
	Chromium	mg/kg	0.9	[#1]	8.98	25.8	24.5	34.5	25.8	24.4	42	24	31.8	8.41	37.8	25.3
	Copper	mg/kg	1.4	12000	6.45	54	17.6	27.1	19.1	17.7	27.7	15.3	14.7	6.47	33.8	15.4
	Lead	mg/kg	0.7	630[#2]	6.03	42	30.2	20.7	32.7	25.8	13.8	27.8	28.6	6.7	12.6	26.7
	Mercury	mg/kg	0.14	[#3]	<0.14	<0.14	<0.14	<0.14	<0.14	<0.14	<0.14	<0.14	<0.14	<0.14	<0.14	<0.14
	Molybdenum	mg/kg	0.1		-	-	-	-	-	-	-	-	-	-	-	-
	Nickel	mg/kg	0.2	230[#4]	15.6	17.4	16.2	31.9	17.2	16.8	48.1	20	21.2	19.4	52.9	17.6
	Selenium	mg/kg	1	1100	<1	<1	<1	<1	<1	<1	<1	<1	<1	<1	<1	<1
	Vanadium	mg/kg	0.2	2000	-	-	-	-	-	-	-	-	-	-	-	-
	Zinc	mg/kg	1.9	81000	28.6	109	80.7	84.3	59.8	55.7	69.5	53.4	56.7	24.1	81.3	55.8
Asbestos	Anthophyllite	Detect			0	0	0	0	0	0	0	0	0	0	0	0
	Asbestos: Actinolite	Detect			0	0	0	0	0	0	0	0	0	0	0	0
	Crocidolite Asbestos	Detect			0	0	0	0	0	0	0	0	0	0	0	0
	Chrysotile Asbestos	Detect			0	0	0	0	0	0	0	0	0	0	0	0
	Amosite Asbestos	Detect			0	0	0	0	0	0	0	0	0	0	0	0
	Non-Asbestos Fibre	Detect			0	0	0	0	0	0	0	0	0	0	0	0
	Tremolite	Detect			0	0	0	0	0	0	0	0	0	0	0	0
Inorganics	Ammoniacal Nitrogen as N	mg/kg	12		-	-	-	-	-	-	-	-	-	-	-	-
	Cyanide (Free)	mg/kg	1		<1	<1	<1	<1	<1	<1	<1	<1	<1	<1	<1	<1
	Cyanide Total	mg/kg	1		<1	<1	<1	<1	<1	<1	<1	<1	<1	<1	<1	<1
	cyanides-complex	mg/kg	1		<1	<1	<1	<1	<1	<1	<1	<1	<1	<1	<1	<1
PAH	Naphthalene	mg/kg	0.009	4900	<0.009	<0.009	<0.009	<0.009	<0.009	<0.009	<0.009	<0.009	<0.009	<0.009	<0.009	<0.009
	Acenaphthene	mg/kg	0.008	15000	<0.008	<0.008	<0.008	<0.008	<0.008	<0.008	<0.008	<0.008	<0.008	<0.008	<0.008	<0.008
	Acenaphthylene	mg/kg	0.012	15000	<0.012	<0.012	<0.012	<0.012	<0.012	<0.012	<0.012	<0.012	<0.012	<0.012	<0.012	<0.012
	Fluoranthene	mg/kg	0.017	3100	<0.017	0.0293	0.0411	<0.017	0.024	<0.017	<0.017	0.0301	0.0203	<0.017	<0.017	<0.017
	Anthracene	mg/kg	0.016	74000	<0.016	<0.016	<0.016	<0.016	<0.016	<0.016	<0.016	<0.016	<0.016	<0.016	<0.016	<0.016
	Phenanthrene	mg/kg	0.015	3100	<0.015	<0.015	<0.015	<0.015	<0.015	<0.015	<0.015	<0.015	<0.015	<0.015	<0.015	<0.015
	Fluorene	mg/kg	0.01	9900	<0.01	<0.01	<0.01	<0.01	<0.01	<0.01	<0.01	<0.01	<0.01	<0.01	<0.01	<0.01
	Chrysene	mg/kg	0.01	57	<0.01	0.0168	0.0228	<0.01	0.0132	<0.01	<0.01	0.0141	<0.01	<0.01	<0.01	<0.01
	Pyrene	mg/kg	0.015	7400	<0.015	0.0241	0.0332	<0.015	0.0208	<0.015	<0.015	0.0239	<0.015	<0.015	<0.015	<0.015
	Benzo(a)anthracene	mg/kg	0.014	29	<0.014	<0.014	0.0189	<0.014	<0.014	<0.014	<0.014	<0.014	<0.014	<0.014	<0.014	<0.014
	Benzo(b)fluoranthene	mg/kg	0.015	7.1	<0.015	0.0249	0.0321	<0.015	0.0183	<0.015	<0.015	<0.015	<0.015	<0.015	<0.015	<0.015
	Benzo(k)fluoranthene	mg/kg	0.014	190	<0.014	<0.014	<0.014	<0.014	<0.014	<0.014	<0.014	<0.014	<0.014	<0.014	<0.014	<0.014
	Benzo(a)pyrene	mg/kg	0.015	5.7	<0.015	<0.015	0.0184	<0.015	<0.015	<0.015	<0.015	<0.015	<0.015	<0.015	<0.015	<0.015
	Dibenz(a,h)anthracene	mg/kg	0.023	0.57	<0.023	<0.023	<0.023	<0.023	<0.023	<0.023	<0.023	<0.023	<0.023	<0.023	<0.023	<0.023
	Benzo(g,h,i)perylene	mg/kg	0.024	640	<0.024	<0.024	<0.024	<0.024	<0.024	<0.024	<0.024	<0.024	<0.024	<0.024	<0.024	<0.024
	Indeno(1,2,3-c,d)pyrene	mg/kg	0.018	82	<0.018	<0.018	<0.018	<0.018	<0.018	<0.018	<0.018	<0.018	<0.018	<0.018	<0.018	<0.018
	PAH 16 Total	mg/kg	0.118		<0.118	<0.118	0.166	<0.118	<0.118	<0.118	<0.118	<0.118	<0.118	<0.118	<0.118	<0.118
TPH CWG	>C5-C6 Aliphatics	mg/kg	0.01	(sol)570000[#5]	-	-	-	-	-	-	-	-	-	-	-	-
	>C6-C8 Aliphatics	mg/kg	0.01	600000	-	-	-	-	-	-	-	-	-	-	-	-
	>C10-C44 Aliphatics	mg/kg	5		-	-	-	-	-	-	-	-	-	-	-	-
	>C10-C44 Aliphatics/Aromatics	mg/kg	10		-	-	-	-	-	-	-	-	-	-	-	-
	>C8-C10 Aliphatics	mg/kg	0.01	13000	-	-	-	-	-	-	-	-	-	-	-	-
	>C10-C12 Aliphatics	mg/kg	1	13000	-	-	-	-	-	-	-	-	-	-	-	-
	>C12-C16 Aliphatics	mg/kg	1	13000	-	-	-	-	-	-	-	-	-	-	-	-
	>C16-C21 Aliphatics	mg/kg	1	125000[#6]	-	-	-	-	-	-	-	-	-	-	-	-
	>C21-C35 Aliphatics	mg/kg	1	125000[#6]	-	-	-	-	-	-	-	-	-	-	-	-
	>C35-C44 Aliphatics	mg/kg	1	250000	-	-	-	-	-	-	-	-	-	-	-	-
	>C5-C10 Aliphatics	mg/kg	0.05		-	-	-	-	-	-	-	-	-	-	-	-
	>EC5-EC10 Aromatics	mg/kg	0.05		-	-	-	-	-	-	-	-	-	-	-	-
	>EC6-EC7 Aromatics	mg/kg	0.01		-	-	-	-	-	-	-	-	-	-	-	-
	>EC7-EC8 Aromatics	mg/kg	0.01	56000	-	-	-	-	-	-	-	-	-	-	-	-
	>EC8-EC10 Aromatics	mg/kg	0.01	5000	-	-	-	-	-	-	-	-	-	-	-	-
	>EC10-EC12 Aromatics	mg/kg	1	5000	-	-	-	-	-	-	-	-	-	-	-	-
	>EC10-EC44 Aromatics	mg/kg	5		-	-	-	-	-	-	-	-	-	-	-	-
	>EC12-EC16 Aromatics	mg/kg	1	5100	-	-	-	-	-	-	-	-	-	-	-	-
	>EC16-EC21 Aromatics	mg/kg	1	3800	-	-	-	-	-	-	-	-	-	-	-	-
	>EC21-EC35 Aromatics	mg/kg	1	3800	-	-	-	-	-	-	-	-	-	-	-	-
	>EC35-EC44 Aromatics	mg/kg	1	3800	-	-	-	-	-	-	-	-	-	-	-	-
	>EC40-EC44 Aromatics	mg/kg	1		-	-	-	-	-	-	-	-	-	-	-	-
	TPH Aliphatics & Aromatics >C5-44	mg/kg	10		-	-	-	-	-	-	-	-	-	-	-	-
TPH	>C5-C6	mg/kg	0.02		<0.02	<0.02	<0.02	<0.02	<0.02	<0.02	<0.02	<0.02	<0.02	<0.02	<0.02	<0.02
	>C6-C7	mg/kg	0.02		<0.02	<0.02	<0.02	<0.02	<0.02	<0.02	<0.02	<0.02	<0.02	<0.02	<0.02	<0.02
	>C7-C8	mg/kg	0.02		<0.02	<0.02	<0.02	<0.02	<0.02	<0.02	<0.02	<0.02	<0.02	<0.02	<0.02	<0.02
	>C8-C10	mg/kg	0.02		<0.02	<0.02	<0.02	<0.02	<0.02	<0.02	<0.02	<0.02	<0.02	<0.02	<0.02	<0.02
	>C10-C12	mg/kg	0.02		<0.02	<0.02	<0.02	<0.02	<0.02	<0.02	<0.02	<0.02	<0.02	<0.02	<0.02	<0.02
	>C12-C16	mg/kg	35		<35	<35	<35	<35	<35	<35	<35	<35	<35	<35	<35	<35
	>C16-C21	mg/kg	35		<35	<35	<35	<35	<35	<35	<35	<35	<35	<35	<35	<35
	>C21-C28	mg/kg	35		<35	<35	<35	<35	<35	<35	<35	<35	<35	<35	<35	<35
	>C28-C35	mg/kg	35		<35	<35	<35	<35	<35	<35	<35	<35	<35	<35	<35	<35
	>C35-C40	mg/kg	35		<35	<35	<35	<35	<35	<35	<35	<35	<35	<35	<35	<35
	GRO >C5-10	mg/kg	0.02		-	-	-	-	-	-	-	-	-	-	-	-
	EPH>C5-40	mg/kg	35		-	-	-	-	-	-	-	-	-	-	-	-
	EPH >C10-40	mg/kg	35		<35	<35	<35	<35	<35	<35	<35	<35	<35	<35	<35	<35
	GRO >C5-12	mg/kg	0.1		<0.1	<0.1	<0.1	<0.1	<0.1	<0.1	<0.1	<0.1	<0.1	<0.1	<0.1	<0.1
	Total Petroleum Hydrocarbons	mg/kg	35		<35	<35	<35	<35	<35	<35	<35	<35	<35	<35	<35	<35
BTEX and MTBE	Benzene	mg/kg	0.009	72	<0.009	<0.09	<0.18	<0.009	<0.09	<0.009	<0.009	<0.18	<0.18	<0.009	<0.009	<0.09
	Toluene	mg/kg	0.007	56000	<0.007	<0.07	<0.14	<0.007	<0.07	<0.007	<0.007	<0.14	<0.14	<0.007	<0.007	<0.07
	Ethylbenzene	mg/kg	0.004	24000	<0.004	<0.04	<0.08	<0.004	<0.04	<0.004	<0.004	<0.08	<0.08	<0.004	<0.004	<0.04
	Xylene (m & p)	mg/kg	0.01	41000[#7]	<0.01	<0.1	<0.2	<0.01	<0.1	<0.01	<0.01	<0.2	<0.2	<0.01	<0.01	<0.1
	Xylene (o)	mg/kg	0.01	41000	<0.01	<0.1	<0.2	<0.01	<0.1	<0.01	<0.01	<0.2	<0.2	<0.01	<0.01	<0.1
	Xylene Total	mg/kg	0.02		-	-	-	-	-	-	-	-	-	-	-	-
	MTBE	mg/kg	0.01		<0.01	<0.1	<0.2	<0.01	<0.1	<0.01	<0.01	<0.2	<0.2	<0.01	<0.01	<0.1
	Total BTEX	mg/kg	0.04		<0.04	<0.4	<0.8	<0.04	<0.4	<0.04	<0.04	<0.8	<0.8	<0.04	<0.04	<0.4
VOC	Styrene	mg/kg	0.01		-	-	-	-	-	-	-	-	-	-	-	-
	cis-1,3-dichloropropene	mg/kg	0.01		-	-	-	-	-	-	-	-	-	-	-	-
	trans-1,3-dichloropropene	mg/kg	0.01		-	-	-	-	-	-	-	-	-	-	-	-
	1,1,1,2-tetrachloroethane	mg/kg	0.01	1400	-	-	-	-	-	-	-	-	-	-	-	-
	1,1,1-trichloroethane	mg/kg	0.007	140000	-	-	-	-	-	-	-	-	-	-	-	-
	1,1,2,2-tetrachloroethane	mg/kg	0.01	1400	-	-	-	-	-	-	-	-	-	-	-	-
	1,1,2-trichloroethane	mg/kg	0.01		-	-	-	-	-	-	-	-	-	-	-	-
	1,1-dichloroethane	mg/kg	0.008		-	-	-	-	-	-	-	-	-	-	-	-
	1,1-dichloroethene	mg/kg	0.01		-	-	-	-	-	-	-	-	-	-	-	-
	1,1-dichloropropene	mg/kg	0.01		-	-	-	-	-	-	-	-	-	-	-	-
	1,2,3-trichloropropane	mg/kg	0.016		-	-	-	-	-	-	-	-	-	-	-	-
	1,2,4-trimethylbenzene	mg/kg	0.009		-	-	-	-	-	-	-	-	-	-	-	-
	1,2-dibromo-3-chloropropane	mg/kg	0.014		-	-	-	-	-	-	-	-	-	-	-	-
	1,2-dibromoethane	mg/kg	0.01		-	-	-	-	-	-	-	-	-	-	-	-
	1,2-dichloroethane	mg/kg	0.005	29	-	-	-	-	-	-	-	-	-	-	-	-
	1,2-dichloropropane	mg/kg	0.01		-	-	-	-	-	-	-	-	-	-	-	-
	1,3,5-trimethylbenzene	mg/kg	0.008		-	-	-	-	-	-	-	-	-	-	-	-
	1,3-dichloropropane	mg/kg	0.007		-	-	-	-	-	-	-	-	-	-	-	-
	2,2-dichloropropane	mg/kg	0.01		-	-	-	-	-	-	-	-	-	-	-	-
	2-chlorotoluene	mg/kg	0.009		-	-	-	-	-	-	-	-	-	-	-	-
	4-chlorotoluene	mg/kg	0.01		-	-	-	-	-	-	-	-	-	-	-	-
	Bromobenzene	mg/kg	0.01		-	-	-	-	-	-	-	-	-	-	-	-
	Bromochloromethane	mg/kg	0.01		-	-	-	-	-	-	-	-	-	-	-	-
	Bromodichloromethane	mg/kg	0.007		-	-	-	-	-	-	-	-	-	-	-	-
	Bromoform	mg/kg	0.01		-	-	-	-	-	-	-	-	-	-	-	-
	Bromomethane	mg/kg	0.01		-	-	-	-	-	-	-	-	-	-	-	-
	Carbon disulfide	mg/kg	0.007	11000	-	-	-	-	-	-	-	-	-	-	-	-
	Carbon tetrachloride	mg/kg	0.01	890	-	-	-	-	-	-	-	-	-	-	-	-
	Chlorodibromomethane	mg/kg	0.01		-	-	-	-	-	-	-	-	-	-	-	-
	Chloroethane	mg/kg	0.01		-	-	-	-	-	-	-	-	-	-	-	-
	Chloroform	mg/kg	0.008	2500	-	-	-	-	-	-	-	-	-	-	-	-

				Location_Code	TP16004	TP16005	TP16005	TP16005	TP16006	TP16006	TP16006	TP16007	TP16007	TP16007	TP16007	TP16008
				Sample_Depth_Range	1.1-1.1	0.05-0.05	0.05-0.05	2.1-2.1	0.05-0.05	0.05-0.05	0.6-0.6	0.05-0.05	0.05-0.05	1.3-1.3	1.7-1.7	0.05-0.05
				Sampled_Date_Time	02/03/2020	26/03/2020	26/03/2020	26/03/2020	26/02/2020	26/02/2020	26/02/2020	28/02/2020	28/02/2020	28/02/2020	28/02/2020	04/03/2020
				LQM S4UL Public Open Space (POS) Residential - 1% SOM (GAC)												
Chem_Group	**ChemName**	**output unit**	**EQL**													
- - - -	Chloromethane	mg/kg	0.007		-	-	-	-	-	-	-	-	-	-	-	-
	cis-1,2-dichloroethene	mg/kg	0.006		-	-	-	-	-	-	-	-	-	-	-	-
	Dibromomethane	mg/kg	0.009		-	-	-	-	-	-	-	-	-	-	-	-
	Dichlorodifluoromethane	mg/kg	0.006		-	-	-	-	-	-	-	-	-	-	-	-
	Dichloromethane	mg/kg	0.01		-	-	-	-	-	-	-	-	-	-	-	-
	Isopropylbenzene	mg/kg	0.005		-	-	-	-	-	-	-	-	-	-	-	-
	n-butylbenzene	mg/kg	0.011		-	-	-	-	-	-	-	-	-	-	-	-
	n-propylbenzene	mg/kg	0.01		-	-	-	-	-	-	-	-	-	-	-	-
	p-isopropyltoluene	mg/kg	0.01		-	-	-	-	-	-	-	-	-	-	-	-
	sec-butylbenzene	mg/kg	0.01		-	-	-	-	-	-	-	-	-	-	-	-
	Trichloroethene	mg/kg	0.009	120	-	-	-	-	-	-	-	-	-	-	-	-
	tert-butylbenzene	mg/kg	0.014		-	-	-	-	-	-	-	-	-	-	-	-
	Tetrachloroethene	mg/kg	0.005	1400	-	-	-	-	-	-	-	-	-	-	-	-
	trans-1,2-dichloroethene	mg/kg	0.01		-	-	-	-	-	-	-	-	-	-	-	-
	Trichlorofluoromethane	mg/kg	0.006		-	-	-	-	-	-	-	-	-	-	-	-
	Vinyl chloride	mg/kg	0.006	3.5	-	-	-	-	-	-	-	-	-	-	-	-
	tert-Amyl methyl ether	mg/kg	0.01		-	-	-	-	-	-	-	-	-	-	-	-
VOC/SVOC	1,2,3-trichlorobenzene	mg/kg	0.02	1800	-	-	-	-	-	-	-	-	-	-	-	-
	1,2,4-trichlorobenzene	mg/kg	0.02	15000	-	-	-	-	-	-	-	-	-	-	-	-
	1,2-dichlorobenzene	mg/kg	0.01	90000	-	-	-	-	-	-	-	-	-	-	-	-
	1,3-dichlorobenzene	mg/kg	0.008	300	-	-	-	-	-	-	-	-	-	-	-	-
	1,4-dichlorobenzene	mg/kg	0.005	17000	-	-	-	-	-	-	-	-	-	-	-	-
	Chlorobenzene	mg/kg	0.005	11000	-	-	-	-	-	-	-	-	-	-	-	-
	Hexachlorobutadiene	mg/kg	0.02	25	-	-	-	-	-	-	-	-	-	-	-	-
SVOC	4-bromophenyl phenyl ether	mg/kg	0.1		-	-	-	-	-	-	-	-	-	-	-	-
	4-nitroaniline	mg/kg	0.1		-	-	-	-	-	-	-	-	-	-	-	-
	4-nitrophenol	mg/kg	0.1		-	-	-	-	-	-	-	-	-	-	-	-
	2,4,5-trichlorophenol	mg/kg	0.1		-	-	-	-	-	-	-	-	-	-	-	-
	2,4,6-trichlorophenol	mg/kg	0.1		-	-	-	-	-	-	-	-	-	-	-	-
	2,4-dichlorophenol	mg/kg	0.1		-	-	-	-	-	-	-	-	-	-	-	-
	2,4-dimethylphenol	mg/kg	0.1		-	-	-	-	-	-	-	-	-	-	-	-
	2,4-dinitrotoluene	mg/kg	0.1		-	-	-	-	-	-	-	-	-	-	-	-
	2,6-dinitrotoluene	mg/kg	0.1		-	-	-	-	-	-	-	-	-	-	-	-
	2-chloronaphthalene	mg/kg	0.1		-	-	-	-	-	-	-	-	-	-	-	-
	2-chlorophenol	mg/kg	0.1		-	-	-	-	-	-	-	-	-	-	-	-
	2-methylnaphthalene	mg/kg	0.1		-	-	-	-	-	-	-	-	-	-	-	-
	2-methylphenol	mg/kg	0.1		-	-	-	-	-	-	-	-	-	-	-	-
	2-nitroaniline	mg/kg	0.1		-	-	-	-	-	-	-	-	-	-	-	-
	2-nitrophenol	mg/kg	0.1		-	-	-	-	-	-	-	-	-	-	-	-
	3-nitroaniline	mg/kg	0.1		-	-	-	-	-	-	-	-	-	-	-	-
	4-chloro-3-methylphenol	mg/kg	0.1		-	-	-	-	-	-	-	-	-	-	-	-
	4-chloroaniline	mg/kg	0.1		-	-	-	-	-	-	-	-	-	-	-	-
	4-chlorophenyl phenyl ether	mg/kg	0.1		-	-	-	-	-	-	-	-	-	-	-	-
	4-methylphenol	mg/kg	0.1		-	-	-	-	-	-	-	-	-	-	-	-
	Azobenzene	mg/kg	0.1		-	-	-	-	-	-	-	-	-	-	-	-
	Bis(2-chloroethoxy) methane	mg/kg	0.1		-	-	-	-	-	-	-	-	-	-	-	-
	Bis(2-chloroethyl)ether	mg/kg	0.1		-	-	-	-	-	-	-	-	-	-	-	-
	Bis(2-chloroisopropyl) ether	mg/kg	0.1		-	-	-	-	-	-	-	-	-	-	-	-
	Bis(2-ethylhexyl) phthalate	mg/kg	0.1		-	-	-	-	-	-	-	-	-	-	-	-
	Butyl benzyl phthalate	mg/kg	0.1		-	-	-	-	-	-	-	-	-	-	-	-
	Carbazole	mg/kg	0.1		-	-	-	-	-	-	-	-	-	-	-	-
	Dibenzofuran	mg/kg	0.1		-	-	-	-	-	-	-	-	-	-	-	-
	Diethylphthalate	mg/kg	0.1		-	-	-	-	-	-	-	-	-	-	-	-
	Dimethyl phthalate	mg/kg	0.1		-	-	-	-	-	-	-	-	-	-	-	-
	Di-n-butyl phthalate	mg/kg	0.1		-	-	-	-	-	-	-	-	-	-	-	-
	Di-n-octyl phthalate	mg/kg	0.1		-	-	-	-	-	-	-	-	-	-	-	-
	Hexachlorobenzene	mg/kg	0.05	16	-	-	-	-	-	-	-	-	-	-	-	-
	Hexachlorocyclopentadiene	mg/kg	0.1		-	-	-	-	-	-	-	-	-	-	-	-
	Hexachloroethane	mg/kg	0.1		-	-	-	-	-	-	-	-	-	-	-	-
	Isophorone	mg/kg	0.1		-	-	-	-	-	-	-	-	-	-	-	-
	Nitrobenzene	mg/kg	0.1		-	-	-	-	-	-	-	-	-	-	-	-
	N-nitrosodi-n-propylamine	mg/kg	0.1		-	-	-	-	-	-	-	-	-	-	-	-
	Pentachlorophenol	mg/kg	0.1	60	-	-	-	-	-	-	-	-	-	-	-	-
PCB	Heptachlorobiphenyl, 2,3,3,4,4,5,5- (PCB 189)	mg/kg	0.003		-	-	-	-	-	-	-	-	-	-	-	-
	Hexachlorobiphenyl, 2,3,3,4,4,5- (PCB 156)	mg/kg	0.003		-	-	-	-	-	-	-	-	-	-	-	-
	Hexachlorobiphenyl, 2,3,3,4,4,5- (PCB 157)	mg/kg	0.003		-	-	-	-	-	-	-	-	-	-	-	-
	Hexachlorobiphenyl, 2,3,4,4,5,5- (PCB 167)	mg/kg	0.003		-	-	-	-	-	-	-	-	-	-	-	-
	Hexachlorobiphenyl, 3,3,4,4,5,5- (PCB 169)	mg/kg	0.003		-	-	-	-	-	-	-	-	-	-	-	-
	PCB 101	mg/kg	0.003		-	-	-	-	-	-	-	-	-	-	-	-
	PCB 118	mg/kg	0.003		-	-	-	-	-	-	-	-	-	-	-	-
	PCB 138	mg/kg	0.003		-	-	-	-	-	-	-	-	-	-	-	-
	PCB 153	mg/kg	0.003		-	-	-	-	-	-	-	-	-	-	-	-
	PCB 180	mg/kg	0.003		-	-	-	-	-	-	-	-	-	-	-	-
	PCB 28	mg/kg	0.003		-	-	-	-	-	-	-	-	-	-	-	-
	PCB 52	mg/kg	0.003		-	-	-	-	-	-	-	-	-	-	-	-
	Pentachlorobiphenyl, 2,3,3,4,4- (PCB 105)	mg/kg	0.003		-	-	-	-	-	-	-	-	-	-	-	-
	Pentachlorobiphenyl, 2,3,4,4,5- (PCB 114)	mg/kg	0.003		-	-	-	-	-	-	-	-	-	-	-	-
	Pentachlorobiphenyl, 2,3,4,4,5- (PCB 123)	mg/kg	0.003		-	-	-	-	-	-	-	-	-	-	-	-
	Pentachlorobiphenyl, 3,3,4,4,5- (PCB 126)	mg/kg	0.003		-	-	-	-	-	-	-	-	-	-	-	-
	Tetrachlorobiphenyl, 3,3,4,4- (PCB 77)	mg/kg	0.003		-	-	-	-	-	-	-	-	-	-	-	-
	Tetrachlorobiphenyl, 3,4,4,5- (PCB 81)	mg/kg	0.003		-	-	-	-	-	-	-	-	-	-	-	-
	Total PCB 7 Congeners	mg/kg	0.021		-	-	-	-	-	-	-	-	-	-	-	-
	Total PCB WHO 12	mg/kg	0.036		-	-	-	-	-	-	-	-	-	-	-	-
Phenolics	Xylenols	mg/kg	0.015		<0.015	<0.015	<0.015	<0.015	<0.015	<0.015	<0.015	<0.015	<0.015	<0.015	<0.015	<0.015
	Cresol Total	mg/kg	0.01		<0.01	<0.01	<0.01	<0.01	0.0122	0.0126	<0.01	<0.01	<0.01	<0.01	<0.01	<0.01
	Phenol	mg/kg	0.01	(dir)760[#8]	<0.01	<0.01	<0.01	<0.01	<0.01	<0.01	<0.01	<0.01	<0.01	<0.01	<0.01	<0.01
	Phenols Monohydric	mg/kg	0.035		<0.035	<0.035	<0.035	<0.035	<0.035	<0.035	<0.035	<0.035	<0.035	<0.035	<0.035	<0.035
Organotins	Dibutyltin	mg/kg			-	-	-	-	-	-	-	-	-	-	-	-
	Monophenyltin	mg/kg			-	-	-	-	-	-	-	-	-	-	-	-
	Diphenyltin	mg/kg			-	-	-	-	-	-	-	-	-	-	-	-
	Monobutyltin	mg/kg			-	-	-	-	-	-	-	-	-	-	-	-
	Tetrabutyltin	mg/kg			-	-	-	-	-	-	-	-	-	-	-	-
	Tributyltin	mg/kg			-	-	-	-	-	-	-	-	-	-	-	-
	Triphenyltin	mg/kg			-	-	-	-	-	-	-	-	-	-	-	-
Pesticides	Heptachlor epoxide	mg/kg	0.05		-	-	-	-	-	-	-	-	-	-	-	-
	2,4,5-TP (Silvex)	mg/kg			-	-	-	-	-	-	-	-	-	-	-	-
	Hedonal	mg/kg			-	-	-	-	-	-	-	-	-	-	-	-
	2,4-DDT	mg/kg	0.05		-	-	-	-	-	-	-	-	-	-	-	-
	2,4-Dichlorprop	mg/kg			-	-	-	-	-	-	-	-	-	-	-	-
	4-(2,4-Dichlorophenoxy)butyric Acid (2,4-DB)	mg/kg			-	-	-	-	-	-	-	-	-	-	-	-
	4,4-DDE	mg/kg	0.05		-	-	-	-	-	-	-	-	-	-	-	-
	a-BHC	mg/kg	0.05	24	-	-	-	-	-	-	-	-	-	-	-	-
	Aldrin	mg/kg	0.05	18	-	-	-	-	-	-	-	-	-	-	-	-
	Atrazine	mg/kg	0.05	1200	-	-	-	-	-	-	-	-	-	-	-	-
	Azinophos methyl	mg/kg	0.05		-	-	-	-	-	-	-	-	-	-	-	-
	b-BHC	mg/kg	0.05	8.1	-	-	-	-	-	-	-	-	-	-	-	-
	Bentazone	mg/kg			-	-	-	-	-	-	-	-	-	-	-	-
	Chlordane (cis)	mg/kg	0.05		-	-	-	-	-	-	-	-	-	-	-	-
	Chlordane (trans)	mg/kg	0.05		-	-	-	-	-	-	-	-	-	-	-	-
	Chlorfenvinphos	mg/kg	0.05		-	-	-	-	-	-	-	-	-	-	-	-
	Chlorotoluron	mg/kg			-	-	-	-	-	-	-	-	-	-	-	-
	Chlorpyrifos-methyl	mg/kg	0.05		-	-	-	-	-	-	-	-	-	-	-	-
	Cyanazine	mg/kg			-	-	-	-	-	-	-	-	-	-	-	-
	d-BHC	mg/kg	0.05		-	-	-	-	-	-	-	-	-	-	-	-
	DDD	mg/kg	0.05		-	-	-	-	-	-	-	-	-	-	-	-
	DDT	mg/kg	0.05		-	-	-	-	-	-	-	-	-	-	-	-
	Diazinon	mg/kg	0.05		-	-	-	-	-	-	-	-	-	-	-	-
	Dichlorvos	mg/kg	0.05	16	-	-	-	-	-	-	-	-	-	-	-	-
	Dieldrin	mg/kg	0.05	18	-	-	-	-	-	-	-	-	-	-	-	-

				Location_Code	TP16004	TP16005	TP16005	TP16005	TP16006	TP16006	TP16006	TP16007	TP16007	TP16007	TP16007	TP16008
				Sample_Depth_Range	1.1-1.1	0.05-0.05	0.05-0.05	2.1-2.1	0.05-0.05	0.05-0.05	0.6-0.6	0.05-0.05	0.05-0.05	1.3-1.3	1.7-1.7	0.05-0.05
				Sampled_Date_Time	02/03/2020	26/03/2020	26/03/2020	26/03/2020	26/02/2020	26/02/2020	26/02/2020	28/02/2020	28/02/2020	28/02/2020	28/02/2020	04/03/2020
				LQM S4UL Public Open Space (POS) Residential - 1% SOM (GAC)												
Chem_Group	ChemName	output unit	EQL													
	Dimethoate	mg/kg	0.05		-	-	-	-	-	-	-	-	-	-	-	-
	Diuron	mg/kg			-	-	-	-	-	-	-	-	-	-	-	-
	Endosulfan I	mg/kg	0.05	1200	-	-	-	-	-	-	-	-	-	-	-	-
	Endosulfan II	mg/kg	0.05		-	-	-	-	-	-	-	-	-	-	-	-
	Endrin	mg/kg	0.05		-	-	-	-	-	-	-	-	-	-	-	-
	Fenitrothion	mg/kg	0.05		-	-	-	-	-	-	-	-	-	-	-	-
	Fenthion	mg/kg	0.05		-	-	-	-	-	-	-	-	-	-	-	-
	Fluroxypyr	mg/kg			-	-	-	-	-	-	-	-	-	-	-	-
	g-BHC (Lindane)	mg/kg	0.05	8.2	-	-	-	-	-	-	-	-	-	-	-	-
	Heptachlor	mg/kg	0.05		-	-	-	-	-	-	-	-	-	-	-	-
	Isodrin	mg/kg	0.05		-	-	-	-	-	-	-	-	-	-	-	-
	Isoproturon	mg/kg			-	-	-	-	-	-	-	-	-	-	-	-
	Linuron	mg/kg			-	-	-	-	-	-	-	-	-	-	-	-
	Malathion	mg/kg	0.05		-	-	-	-	-	-	-	-	-	-	-	-
	2-Methyl-4-chlorophenoxyacetic acid	mg/kg			-	-	-	-	-	-	-	-	-	-	-	-
	2-Methyl-4-Chlorophenoxy Butanoic Acid	mg/kg			-	-	-	-	-	-	-	-	-	-	-	-
	Mecoprop	mg/kg			-	-	-	-	-	-	-	-	-	-	-	-
	Methoxychlor	mg/kg	0.05		-	-	-	-	-	-	-	-	-	-	-	-
	Methyl parathion	mg/kg	0.05		-	-	-	-	-	-	-	-	-	-	-	-
	Mevinphos (Phosdrin)	mg/kg	0.05		-	-	-	-	-	-	-	-	-	-	-	-
	o,p-DDD	mg/kg	0.05		-	-	-	-	-	-	-	-	-	-	-	-
	o,p'-DDE	mg/kg	0.05		-	-	-	-	-	-	-	-	-	-	-	-
	Parathion	mg/kg	0.05		-	-	-	-	-	-	-	-	-	-	-	-
	Pendimethalin	mg/kg	0.05		-	-	-	-	-	-	-	-	-	-	-	-
	Phorate	mg/kg	0.05		-	-	-	-	-	-	-	-	-	-	-	-
	Prometryn	mg/kg	0.05		-	-	-	-	-	-	-	-	-	-	-	-
	Pronamide	mg/kg	0.05		-	-	-	-	-	-	-	-	-	-	-	-
	Propazine	mg/kg	0.05		-	-	-	-	-	-	-	-	-	-	-	-
	Simazine	mg/kg	0.05		-	-	-	-	-	-	-	-	-	-	-	-
	Terbutryn	mg/kg	0.05		-	-	-	-	-	-	-	-	-	-	-	-
	Terbutylazine	mg/kg	0.05		-	-	-	-	-	-	-	-	-	-	-	-
	Triadimefon	mg/kg	0.05		-	-	-	-	-	-	-	-	-	-	-	-
	Triclopyr	mg/kg			-	-	-	-	-	-	-	-	-	-	-	-
	Trifluralin	mg/kg	0.05		-	-	-	-	-	-	-	-	-	-	-	-
SVOC TIC	SVOC TICS - Detect	Detect			-	-	-	-	-	-	-	-	-	-	-	-
	SVOC Tentatively Identified Compounds	mg/kg	0.1		-	-	-	-	-	-	-	-	-	-	-	-
VOC TIC	VOC TICs - Detect	Detect			-	-	-	-	-	-	-	-	-	-	-	-
	VOC Tentatively Identified Compounds	mg/kg	0.01		-	-	-	-	-	-	-	-	-	-	-	-
Other	Temperature	°C			18.8	10.1	15.7	17.9	13.2	16.3	15.4	18.1	11.5	19.8	20.2	18.1
	Conductivity @ 20oC	µS/cm	14		289 - 297	136 - 156	126 - 127	1830 - 1870	98.1 - 102	54.4 - 60.5	354 - 368	309 - 334	231 - 238	681 - 723	1690 - 1760	275 - 314
	Moisture Content (dried @35oC)	%			5.8	16	16	21	18	21	19	18	16	7.9	20	17
	pH (Lab)	pH_Units	1		7.43 - 8.86	6.46 - 7.36	7.02 - 8.26	7.85 - 8.27	7.08 - 8.64	6.89 - 8.65	7.96 - 8.97	8.02 - 8.44	7.99 - 8.81	8.19 - 8.72	7.81 - 8.34	7.68 - 8.7
	Total Organic Carbon	%	0.2		<0.2	1.57	1.51	0.281	1.5	1.62	0.278	1.06	1.08	<0.2	0.227	1.5

Environmental Standards Comments
#1:GAC is only presented as speciated chromium. 7.7mg/kg is used for hexavalent. If hexavalent chromium (CrVI) data is available, a value of 1,500mg/kg may be appropriate for the remaining trivalent chromium (CrIII).
#2:C4SL for lead adopted
#3:GAC only presented as speciated mercury. 16mg/kg is used for elemental mercury. If the CSM indicates that elemental mercury is not a CoC and mercury is present in an inorganic form, a value of 120mg/kg for inorganic mercury may be appropriate
#4:Updated S4UL for nickel
#5:S4UL exceeds solubility saturation limit
#6:Criteria derived for Ali>C16-C35 split between Ali>C16-21 & Ali>C21-35. Requires summation of fractions to use Ali>C16-C35 criteria.
#7:Criteria presented is for p-xylene. A separate value is presented for o-xylene.
#8:S4UL based on a threshold protective of direct skin contact with phenol

Key
27.8 Result exceeds GAC

Notes
Where a range is given a determinand has been analysed for by more than one method

				Location_Code	TP16008	TP16008	TP16008	TP16009	TP16009	TP16009	TP16012	TP16012	TP16012	TP17002	TP17002	TP17002
				Sample_Depth_Range	0.05-0.05	0.4-0.4	1-1	0.05-0.05	0.05-0.05	2-2	0.05-0.05	0.05-0.05	0.4-0.4	0.05-0.05	0.05-0.05	0.3-0.3
				Sampled_Date_Time	04/03/2020	04/03/2020	04/03/2020	16/03/2020	16/03/2020	16/03/2020	18/03/2020	18/03/2020	18/03/2020	18/02/2020	18/02/2020	18/02/2020
				LQM S4UL Public Open Space (POS) Residential - 1% SOM (GAC)												
Chem_Group	**ChemName**	**output unit**	**EQL**													
Metals	Antimony	mg/kg	0.6		-	-	-	-	-	-	-	-	-	-	-	-
	Arsenic	mg/kg	0.6	79	9.99	10.7	12.1	10.7	10.4	9.5	10.9	9.89	12.5	11.6	11.8	10.1
	Boron	mg/kg	1	21000	1.27	3.26	3.62	<1	<1	<1	1.58	<1	1.1	1.01	1.03	1.14
	Cadmium	mg/kg	0.02	120	0.31	0.133	0.0556	0.192	0.278	0.22	0.14	0.174	0.116	0.247	0.284	0.0645
	Chromium (hexavalent)	mg/kg	0.6	7.7	<0.6	<0.6	<0.6	<0.6	<0.6	<0.6	<0.6	<0.6	<0.6	<0.6	<0.6	<0.6
	Chromium	mg/kg	0.9	[#1]	26.2	43.8	30.5	32.1	27.6	19.8	29.9	29.8	42.4	25.5	24.3	38.9
	Copper	mg/kg	1.4	12000	16.6	29.6	25.3	14.9	13.8	10.7	14.7	13.9	21.5	20.8	20.7	19.2
	Lead	mg/kg	0.7	630[#2]	30.3	9.78	11.7	22.1	22.5	7.99	22.6	31.1	9.3	26.6	27.5	13.3
	Mercury	mg/kg	0.14	[#3]	<0.14	<0.14	<0.14	<0.14	<0.14	<0.14	<0.14	<0.14	<0.14	<0.14	<0.14	<0.14
	Molybdenum	mg/kg	0.1		-	-	-	-	-	-	-	-	-	-	-	-
	Nickel	mg/kg	0.2	230[#4]	18.4	38.7	38.1	18	17.3	21	17.9	16.6	42.6	16.6	16.5	18.5
	Selenium	mg/kg	1	1100	<1	<1	<1	<1	<1	<1	<1	<1	<1	<1	<1	<1
	Vanadium	mg/kg	0.2	2000	-	-	-	-	-	-	-	-	-	-	-	-
	Zinc	mg/kg	1.9	81000	60.9	67.7	64.9	61.7	61.5	39.5	52.6	52.3	63	74.6	76	71.3
Asbestos	Anthophyllite	Detect			0	0	0	0	0	0	0	0	0	0	0	0
	Asbestos: Actinolite	Detect			0	0	0	0	0	0	0	0	0	0	0	0
	Crocidolite Asbestos	Detect			0	0	0	0	0	0	0	0	0	0	0	0
	Chrysotile Asbestos	Detect			0	0	0	0	0	0	0	0	0	0	0	0
	Amosite Asbestos	Detect			0	0	0	0	0	0	0	0	0	0	0	0
	Non-Asbestos Fibre	Detect			0	0	0	0	0	0	0	0	0	0	0	0
	Tremolite	Detect			0	0	0	0	0	0	0	0	0	0	0	0
Inorganics	Ammoniacal Nitrogen as N	mg/kg	12		-	-	-	-	-	-	-	-	-	-	-	-
	Cyanide (Free)	mg/kg	1		<1	<1	<1	<1	<1	<1	<1	<1	<1	<1	<1	<1
	Cyanide Total	mg/kg	1		<1	<1	<1	<1	<1	<1	<1	<1	<1	<1	<1	<1
	cyanides-complex	mg/kg	1		<1	<1	<1	<1	<1	<1	<1	<1	<1	<1	<1	<1
PAH	Naphthalene	mg/kg	0.009	4900	<0.009	<0.009	<0.009	<0.009	<0.009	<0.009	<0.009	<0.009	<0.009	<0.009	<0.009	<0.009
	Acenaphthene	mg/kg	0.008	15000	<0.008	<0.008	<0.008	<0.008	<0.008	<0.008	<0.008	<0.008	<0.008	<0.008	<0.008	<0.008
	Acenaphthylene	mg/kg	0.012	15000	<0.012	<0.012	<0.012	<0.012	<0.012	<0.012	<0.012	<0.012	<0.012	<0.012	<0.012	<0.012
	Fluoranthene	mg/kg	0.017	3100	<0.017	<0.017	<0.017	0.0996	0.0351	<0.017	0.0213	<0.017	<0.017	0.0349	<0.017	<0.017
	Anthracene	mg/kg	0.016	74000	<0.016	<0.016	<0.016	<0.016	<0.016	<0.016	<0.016	<0.016	<0.016	<0.016	<0.016	<0.016
	Phenanthrene	mg/kg	0.015	3100	<0.015	<0.015	<0.015	0.0201	<0.015	<0.015	<0.015	<0.015	<0.015	<0.015	<0.015	<0.015
	Fluorene	mg/kg	0.01	9900	<0.01	<0.01	<0.01	<0.01	<0.01	<0.01	<0.01	<0.01	<0.01	<0.01	<0.01	<0.01
	Chrysene	mg/kg	0.01	57	<0.01	<0.01	<0.01	0.0367	0.0169	<0.01	<0.01	<0.01	<0.01	0.0166	<0.01	<0.01
	Pyrene	mg/kg	0.015	7400	<0.015	<0.015	<0.015	0.0758	0.0284	<0.015	<0.015	<0.015	<0.015	0.0273	<0.015	<0.015
	Benzo(a)anthracene	mg/kg	0.014	29	<0.014	<0.014	<0.014	0.046	<0.014	<0.014	<0.014	<0.014	<0.014	<0.014	<0.014	<0.014
	Benzo(b)fluoranthene	mg/kg	0.015	7.1	<0.015	<0.015	<0.015	0.0469	0.0229	<0.015	<0.015	<0.015	<0.015	0.0231	<0.015	<0.015
	Benzo(k)fluoranthene	mg/kg	0.014	190	<0.014	<0.014	<0.014	0.0174	<0.014	<0.014	<0.014	<0.014	<0.014	<0.014	<0.014	<0.014
	Benzo(a)pyrene	mg/kg	0.015	5.7	<0.015	<0.015	<0.015	0.0318	<0.015	<0.015	<0.015	<0.015	<0.015	<0.015	<0.015	<0.015
	Dibenz(a,h)anthracene	mg/kg	0.023	0.57	<0.023	<0.023	<0.023	<0.023	<0.023	<0.023	<0.023	<0.023	<0.023	<0.023	<0.023	<0.023
	Benzo(g,h,i)perylene	mg/kg	0.024	640	<0.024	<0.024	<0.024	<0.024	<0.024	<0.024	<0.024	<0.024	<0.024	<0.024	<0.024	<0.024
	Indeno(1,2,3-c,d)pyrene	mg/kg	0.018	82	<0.018	<0.018	<0.018	<0.018	<0.018	<0.018	<0.018	<0.018	<0.018	<0.018	<0.018	<0.018
	PAH 16 Total	mg/kg	0.118		<0.118	<0.118	<0.118	0.374	<0.118	<0.118	<0.118	<0.118	<0.118	<0.118	<0.118	<0.118
TPH CWG	>C5-C6 Aliphatics	mg/kg	0.01	(sol)570000[#5]	-	-	-	-	-	-	-	-	-	-	-	-
	>C6-C8 Aliphatics	mg/kg	0.01	600000	-	-	-	-	-	-	-	-	-	-	-	-
	>C10-C44 Aliphatics	mg/kg	5		-	-	-	-	-	-	-	-	-	-	-	-
	>C10-C44 Aliphatics/Aromatics	mg/kg	10		-	-	-	-	-	-	-	-	-	-	-	-
	>C8-C10 Aliphatics	mg/kg	0.01	13000	-	-	-	-	-	-	-	-	-	-	-	-
	>C10-C12 Aliphatics	mg/kg	1	13000	-	-	-	-	-	-	-	-	-	-	-	-
	>C12-C16 Aliphatics	mg/kg	1	13000	-	-	-	-	-	-	-	-	-	-	-	-
	>C16-C21 Aliphatics	mg/kg	1	125000[#6]	-	-	-	-	-	-	-	-	-	-	-	-
	>C21-C35 Aliphatics	mg/kg	1	125000[#6]	-	-	-	-	-	-	-	-	-	-	-	-
	>C35-C44 Aliphatics	mg/kg	1	250000	-	-	-	-	-	-	-	-	-	-	-	-
	>C5-C10 Aliphatics	mg/kg	0.05		-	-	-	-	-	-	-	-	-	-	-	-
	>EC5-EC10 Aromatics	mg/kg	0.05		-	-	-	-	-	-	-	-	-	-	-	-
	>EC6-EC7 Aromatics	mg/kg	0.01		-	-	-	-	-	-	-	-	-	-	-	-
	>EC7-EC8 Aromatics	mg/kg	0.01	56000	-	-	-	-	-	-	-	-	-	-	-	-
	>EC8-EC10 Aromatics	mg/kg	0.01	5000	-	-	-	-	-	-	-	-	-	-	-	-
	>EC10-EC12 Aromatics	mg/kg	1	5000	-	-	-	-	-	-	-	-	-	-	-	-
	>EC10-EC44 Aromatics	mg/kg	5		-	-	-	-	-	-	-	-	-	-	-	-
	>EC12-EC16 Aromatics	mg/kg	1	5100	-	-	-	-	-	-	-	-	-	-	-	-
	>EC16-EC21 Aromatics	mg/kg	1	3800	-	-	-	-	-	-	-	-	-	-	-	-
	>EC21-EC35 Aromatics	mg/kg	1	3800	-	-	-	-	-	-	-	-	-	-	-	-
	>EC35-EC44 Aromatics	mg/kg	1	3800	-	-	-	-	-	-	-	-	-	-	-	-
	>EC40-EC44 Aromatics	mg/kg	1		-	-	-	-	-	-	-	-	-	-	-	-
	TPH Aliphatics & Aromatics >C5-44	mg/kg	10		-	-	-	-	-	-	-	-	-	-	-	-
TPH	>C5-C6	mg/kg	0.02		<0.02	<0.02	<0.02	<0.02	<0.02	<0.02	<0.02	<0.02	<0.02	<0.02	<0.02	<0.02
	>C6-C7	mg/kg	0.02		<0.02	<0.02	<0.02	<0.02	<0.02	<0.02	<0.02	<0.02	<0.02	<0.02	<0.02	<0.02
	>C7-C8	mg/kg	0.02		<0.02	<0.02	<0.02	<0.02	<0.02	<0.02	<0.02	<0.02	<0.02	<0.02	<0.02	<0.02
	>C8-C10	mg/kg	0.02		<0.02	<0.02	<0.02	<0.02	<0.02	<0.02	<0.02	<0.02	<0.02	<0.02	<0.02	<0.02
	>C10-C12	mg/kg	0.02		<0.02	<0.02	<0.02	<0.02	<0.02	<0.02	<0.02	<0.02	<0.02	<0.02	<0.02	<0.02
	>C12-C16	mg/kg	35		<35	<35	<35	<35	<35	<35	<35	<35	<35	<35	<35	<35
	>C16-C21	mg/kg	35		<35	<35	<35	<35	<35	<35	<35	<35	<35	<35	<35	<35
	>C21-C28	mg/kg	35		<35	<35	<35	<35	<35	<35	<35	<35	<35	<35	<35	<35
	>C28-C35	mg/kg	35		<35	<35	<35	<35	<35	<35	<35	<35	<35	<35	<35	<35
	>C35-C40	mg/kg	35		<35	<35	<35	<35	<35	<35	<35	<35	<35	<35	<35	<35
	GRO >C5-10	mg/kg	0.02		-	-	-	-	-	-	-	-	-	-	-	-
	EPH>C5-40	mg/kg	35		-	-	-	-	-	-	-	-	-	-	-	-
	EPH >C10-40	mg/kg	35		<35	<35	<35	<35	<35	<35	<35	<35	<35	<35	<35	<35
	GRO >C5-12	mg/kg	0.1		<0.1	<0.1	<0.1	<0.1	<0.1	<0.1	<0.1	<0.1	<0.1	<0.1	<0.1	<0.1
	Total Petroleum Hydrocarbons	mg/kg	35		<35	<35	<35	<35	<35	<35	<35	<35	<35	<35	<35	<35
BTEX and MTBE	Benzene	mg/kg	0.009	72	<0.18	<0.009	<0.009	<0.18	<0.18	<0.009	<0.09	<0.009	<0.009	<0.09	<0.09	<0.009
	Toluene	mg/kg	0.007	56000	<0.14	<0.007	<0.007	<0.14	<0.14	<0.007	<0.07	<0.007	<0.007	<0.07	<0.07	<0.007
	Ethylbenzene	mg/kg	0.004	24000	<0.08	<0.004	<0.004	<0.08	<0.08	<0.004	<0.04	<0.004	<0.004	<0.04	<0.04	<0.004
	Xylene (m & p)	mg/kg	0.01	41000[#7]	<0.2	<0.01	<0.01	<0.2	<0.2	<0.01	<0.1	<0.01	<0.01	<0.1	<0.1	<0.01
	Xylene (o)	mg/kg	0.01	41000	<0.2	<0.01	<0.01	<0.2	<0.2	<0.01	<0.1	<0.01	<0.01	<0.1	<0.1	<0.01
	Xylene Total	mg/kg	0.02		-	-	-	-	-	-	-	-	-	-	-	-
	MTBE	mg/kg	0.01		<0.2	<0.01	<0.01	<0.2	<0.2	<0.01	<0.1	<0.01	<0.01	<0.1	<0.1	<0.01
	Total BTEX	mg/kg	0.04		<0.8	<0.04	<0.04	<0.8	<0.8	<0.04	<0.4	<0.04	<0.04	<0.4	<0.4	<0.04
VOC	Styrene	mg/kg	0.01		-	-	-	-	-	-	-	-	-	-	-	-
	cis-1,3-dichloropropene	mg/kg	0.01		-	-	-	-	-	-	-	-	-	-	-	-
	trans-1,3-dichloropropene	mg/kg	0.01		-	-	-	-	-	-	-	-	-	-	-	-
	1,1,1,2-tetrachloroethane	mg/kg	0.01	1400	-	-	-	-	-	-	-	-	-	-	-	-
	1,1,1-trichloroethane	mg/kg	0.007	140000	-	-	-	-	-	-	-	-	-	-	-	-
	1,1,2,2-tetrachloroethane	mg/kg	0.01	1400	-	-	-	-	-	-	-	-	-	-	-	-
	1,1,2-trichloroethane	mg/kg	0.01		-	-	-	-	-	-	-	-	-	-	-	-
	1,1-dichloroethane	mg/kg	0.008		-	-	-	-	-	-	-	-	-	-	-	-
	1,1-dichloroethene	mg/kg	0.01		-	-	-	-	-	-	-	-	-	-	-	-
	1,1-dichloropropene	mg/kg	0.01		-	-	-	-	-	-	-	-	-	-	-	-
	1,2,3-trichloropropane	mg/kg	0.016		-	-	-	-	-	-	-	-	-	-	-	-
	1,2,4-trimethylbenzene	mg/kg	0.009		-	-	-	-	-	-	-	-	-	-	-	-
	1,2-dibromo-3-chloropropane	mg/kg	0.014		-	-	-	-	-	-	-	-	-	-	-	-
	1,2-dibromoethane	mg/kg	0.01		-	-	-	-	-	-	-	-	-	-	-	-
	1,2-dichloroethane	mg/kg	0.005	29	-	-	-	-	-	-	-	-	-	-	-	-
	1,2-dichloropropane	mg/kg	0.01		-	-	-	-	-	-	-	-	-	-	-	-
	1,3,5-trimethylbenzene	mg/kg	0.008		-	-	-	-	-	-	-	-	-	-	-	-
	1,3-dichloropropane	mg/kg	0.007		-	-	-	-	-	-	-	-	-	-	-	-
	2,2-dichloropropane	mg/kg	0.01		-	-	-	-	-	-	-	-	-	-	-	-
	2-chlorotoluene	mg/kg	0.009		-	-	-	-	-	-	-	-	-	-	-	-
	4-chlorotoluene	mg/kg	0.01		-	-	-	-	-	-	-	-	-	-	-	-
	Bromobenzene	mg/kg	0.01		-	-	-	-	-	-	-	-	-	-	-	-
	Bromochloromethane	mg/kg	0.01		-	-	-	-	-	-	-	-	-	-	-	-
	Bromodichloromethane	mg/kg	0.007		-	-	-	-	-	-	-	-	-	-	-	-
	Bromoform	mg/kg	0.01		-	-	-	-	-	-	-	-	-	-	-	-
	Bromomethane	mg/kg	0.01		-	-	-	-	-	-	-	-	-	-	-	-
	Carbon disulfide	mg/kg	0.007	11000	-	-	-	-	-	-	-	-	-	-	-	-
	Carbon tetrachloride	mg/kg	0.01	890	-	-	-	-	-	-	-	-	-	-	-	-
	Chlorodibromomethane	mg/kg	0.01		-	-	-	-	-	-	-	-	-	-	-	-
	Chloroethane	mg/kg	0.01		-	-	-	-	-	-	-	-	-	-	-	-
	Chloroform	mg/kg	0.008	2500	-	-	-	-	-	-	-	-	-	-	-	-

				Location_Code	TP16008	TP16008	TP16008	TP16009	TP16009	TP16009	TP16012	TP16012	TP16012	TP17002	TP17002	TP17002
				Sample_Depth_Range	0.05-0.05	0.4-0.4	1-1	0.05-0.05	0.05-0.05	2-2	0.05-0.05	0.05-0.05	0.4-0.4	0.05-0.05	0.05-0.05	0.3-0.3
				Sampled_Date_Time	04/03/2020	04/03/2020	04/03/2020	16/03/2020	16/03/2020	16/03/2020	18/03/2020	18/03/2020	18/03/2020	18/02/2020	18/02/2020	18/02/2020
				LQM S4UL Public Open Space (POS) Residential - 1% SOM (GAC)												
Chem_Group	ChemName	output unit	EQL													
	Chloromethane	mg/kg	0.007		-	-	-	-	-	-	-	-	-	-	-	-
	cis-1,2-dichloroethene	mg/kg	0.006		-	-	-	-	-	-	-	-	-	-	-	-
	Dibromomethane	mg/kg	0.009		-	-	-	-	-	-	-	-	-	-	-	-
	Dichlorodifluoromethane	mg/kg	0.006		-	-	-	-	-	-	-	-	-	-	-	-
	Dichloromethane	mg/kg	0.01		-	-	-	-	-	-	-	-	-	-	-	-
	Isopropylbenzene	mg/kg	0.005		-	-	-	-	-	-	-	-	-	-	-	-
	n-butylbenzene	mg/kg	0.011		-	-	-	-	-	-	-	-	-	-	-	-
	n-propylbenzene	mg/kg	0.01		-	-	-	-	-	-	-	-	-	-	-	-
	p-isopropyltoluene	mg/kg	0.01		-	-	-	-	-	-	-	-	-	-	-	-
	sec-butylbenzene	mg/kg	0.01		-	-	-	-	-	-	-	-	-	-	-	-
	Trichloroethene	mg/kg	0.009	120	-	-	-	-	-	-	-	-	-	-	-	-
	tert-butylbenzene	mg/kg	0.014		-	-	-	-	-	-	-	-	-	-	-	-
	Tetrachloroethene	mg/kg	0.005	1400	-	-	-	-	-	-	-	-	-	-	-	-
	trans-1,2-dichloroethene	mg/kg	0.01		-	-	-	-	-	-	-	-	-	-	-	-
	Trichlorofluoromethane	mg/kg	0.006		-	-	-	-	-	-	-	-	-	-	-	-
	Vinyl chloride	mg/kg	0.006	3.5	-	-	-	-	-	-	-	-	-	-	-	-
	tert-Amyl methyl ether	mg/kg	0.01		-	-	-	-	-	-	-	-	-	-	-	-
VOC/SVOC	1,2,3-trichlorobenzene	mg/kg	0.02	1800	-	-	-	-	-	-	-	-	-	-	-	-
	1,2,4-trichlorobenzene	mg/kg	0.02	15000	-	-	-	-	-	-	-	-	-	-	-	-
	1,2-dichlorobenzene	mg/kg	0.01	90000	-	-	-	-	-	-	-	-	-	-	-	-
	1,3-dichlorobenzene	mg/kg	0.008	300	-	-	-	-	-	-	-	-	-	-	-	-
	1,4-dichlorobenzene	mg/kg	0.005	17000	-	-	-	-	-	-	-	-	-	-	-	-
	Chlorobenzene	mg/kg	0.005	11000	-	-	-	-	-	-	-	-	-	-	-	-
	Hexachlorobutadiene	mg/kg	0.02	25	-	-	-	-	-	-	-	-	-	-	-	-
SVOC	4-bromophenyl phenyl ether	mg/kg	0.1		-	-	-	-	-	-	-	-	-	-	-	-
	4-nitroaniline	mg/kg	0.1		-	-	-	-	-	-	-	-	-	-	-	-
	4-nitrophenol	mg/kg	0.1		-	-	-	-	-	-	-	-	-	-	-	-
	2,4,5-trichlorophenol	mg/kg	0.1		-	-	-	-	-	-	-	-	-	-	-	-
	2,4,6-trichlorophenol	mg/kg	0.1		-	-	-	-	-	-	-	-	-	-	-	-
	2,4-dichlorophenol	mg/kg	0.1		-	-	-	-	-	-	-	-	-	-	-	-
	2,4-dimethylphenol	mg/kg	0.1		-	-	-	-	-	-	-	-	-	-	-	-
	2,4-dinitrotoluene	mg/kg	0.1		-	-	-	-	-	-	-	-	-	-	-	-
	2,6-dinitrotoluene	mg/kg	0.1		-	-	-	-	-	-	-	-	-	-	-	-
	2-chloronaphthalene	mg/kg	0.1		-	-	-	-	-	-	-	-	-	-	-	-
	2-chlorophenol	mg/kg	0.1		-	-	-	-	-	-	-	-	-	-	-	-
	2-methylnaphthalene	mg/kg	0.1		-	-	-	-	-	-	-	-	-	-	-	-
	2-methylphenol	mg/kg	0.1		-	-	-	-	-	-	-	-	-	-	-	-
	2-nitroaniline	mg/kg	0.1		-	-	-	-	-	-	-	-	-	-	-	-
	2-nitrophenol	mg/kg	0.1		-	-	-	-	-	-	-	-	-	-	-	-
	3-nitroaniline	mg/kg	0.1		-	-	-	-	-	-	-	-	-	-	-	-
	4-chloro-3-methylphenol	mg/kg	0.1		-	-	-	-	-	-	-	-	-	-	-	-
	4-chloroaniline	mg/kg	0.1		-	-	-	-	-	-	-	-	-	-	-	-
	4-chlorophenyl phenyl ether	mg/kg	0.1		-	-	-	-	-	-	-	-	-	-	-	-
	4-methylphenol	mg/kg	0.1		-	-	-	-	-	-	-	-	-	-	-	-
	Azobenzene	mg/kg	0.1		-	-	-	-	-	-	-	-	-	-	-	-
	Bis(2-chloroethoxy) methane	mg/kg	0.1		-	-	-	-	-	-	-	-	-	-	-	-
	Bis(2-chloroethyl)ether	mg/kg	0.1		-	-	-	-	-	-	-	-	-	-	-	-
	Bis(2-chloroisopropyl) ether	mg/kg	0.1		-	-	-	-	-	-	-	-	-	-	-	-
	Bis(2-ethylhexyl) phthalate	mg/kg	0.1		-	-	-	-	-	-	-	-	-	-	-	-
	Butyl benzyl phthalate	mg/kg	0.1		-	-	-	-	-	-	-	-	-	-	-	-
	Carbazole	mg/kg	0.1		-	-	-	-	-	-	-	-	-	-	-	-
	Dibenzofuran	mg/kg	0.1		-	-	-	-	-	-	-	-	-	-	-	-
	Diethylphthalate	mg/kg	0.1		-	-	-	-	-	-	-	-	-	-	-	-
	Dimethyl phthalate	mg/kg	0.1		-	-	-	-	-	-	-	-	-	-	-	-
	Di-n-butyl phthalate	mg/kg	0.1		-	-	-	-	-	-	-	-	-	-	-	-
	Di-n-octyl phthalate	mg/kg	0.1		-	-	-	-	-	-	-	-	-	-	-	-
	Hexachlorobenzene	mg/kg	0.05	16	-	-	-	-	-	-	-	-	-	-	-	-
	Hexachlorocyclopentadiene	mg/kg	0.1		-	-	-	-	-	-	-	-	-	-	-	-
	Hexachloroethane	mg/kg	0.1		-	-	-	-	-	-	-	-	-	-	-	-
	Isophorone	mg/kg	0.1		-	-	-	-	-	-	-	-	-	-	-	-
	Nitrobenzene	mg/kg	0.1		-	-	-	-	-	-	-	-	-	-	-	-
	N-nitrosodi-n-propylamine	mg/kg	0.1		-	-	-	-	-	-	-	-	-	-	-	-
	Pentachlorophenol	mg/kg	0.1	60	-	-	-	-	-	-	-	-	-	-	-	-
PCB	Heptachlorobiphenyl, 2,3,3,4,4,5,5- (PCB 189)	mg/kg	0.003		-	-	-	-	-	-	-	-	-	-	-	-
	Hexachlorobiphenyl, 2,3,3,4,4,5- (PCB 156)	mg/kg	0.003		-	-	-	-	-	-	-	-	-	-	-	-
	Hexachlorobiphenyl, 2,3,3,4,4,5- (PCB 157)	mg/kg	0.003		-	-	-	-	-	-	-	-	-	-	-	-
	Hexachlorobiphenyl, 2,3,4,4,5,5- (PCB 167)	mg/kg	0.003		-	-	-	-	-	-	-	-	-	-	-	-
	Hexachlorobiphenyl, 3,3,4,4,5,5- (PCB 169)	mg/kg	0.003		-	-	-	-	-	-	-	-	-	-	-	-
	PCB 101	mg/kg	0.003		-	-	-	-	-	-	-	-	-	-	-	-
	PCB 118	mg/kg	0.003		-	-	-	-	-	-	-	-	-	-	-	-
	PCB 138	mg/kg	0.003		-	-	-	-	-	-	-	-	-	-	-	-
	PCB 153	mg/kg	0.003		-	-	-	-	-	-	-	-	-	-	-	-
	PCB 180	mg/kg	0.003		-	-	-	-	-	-	-	-	-	-	-	-
	PCB 28	mg/kg	0.003		-	-	-	-	-	-	-	-	-	-	-	-
	PCB 52	mg/kg	0.003		-	-	-	-	-	-	-	-	-	-	-	-
	Pentachlorobiphenyl, 2,3,3,4,4- (PCB 105)	mg/kg	0.003		-	-	-	-	-	-	-	-	-	-	-	-
	Pentachlorobiphenyl, 2,3,4,4,5- (PCB 114)	mg/kg	0.003		-	-	-	-	-	-	-	-	-	-	-	-
	Pentachlorobiphenyl, 2,3,4,4,5- (PCB 123)	mg/kg	0.003		-	-	-	-	-	-	-	-	-	-	-	-
	Pentachlorobiphenyl, 3,3,4,4,5- (PCB 126)	mg/kg	0.003		-	-	-	-	-	-	-	-	-	-	-	-
	Tetrachlorobiphenyl, 3,3,4,4- (PCB 77)	mg/kg	0.003		-	-	-	-	-	-	-	-	-	-	-	-
	Tetrachlorobiphenyl, 3,4,4,5- (PCB 81)	mg/kg	0.003		-	-	-	-	-	-	-	-	-	-	-	-
	Total PCB 7 Congeners	mg/kg	0.021		-	-	-	-	-	-	-	-	-	-	-	-
	Total PCB WHO 12	mg/kg	0.036		-	-	-	-	-	-	-	-	-	-	-	-
Phenolics	Xylenols	mg/kg	0.015		<0.015	<0.015	<0.015	<0.015	<0.015	<0.015	<0.015	<0.015	<0.015	<0.015	<0.015	<0.015
	Cresol Total	mg/kg	0.01		<0.01	<0.01	<0.01	<0.01	<0.01	<0.01	<0.01	<0.01	<0.01	<0.01	0.0126	<0.01
	Phenol	mg/kg	0.01	(dir)760[IS]	<0.01	<0.01	<0.01	<0.01	<0.01	<0.01	<0.01	<0.01	<0.01	<0.01	0.0126	<0.01
	Phenols Monohydric	mg/kg	0.035		<0.035	<0.035	<0.035	<0.035	<0.035	<0.035	<0.035	<0.035	<0.035	<0.035	<0.035	<0.035
Organotins	Dibutyltin	mg/kg			-	-	-	-	-	-	-	-	-	-	-	-
	Monophenyltin	mg/kg			-	-	-	-	-	-	-	-	-	-	-	-
	Diphenyltin	mg/kg			-	-	-	-	-	-	-	-	-	-	-	-
	Monobutyltin	mg/kg			-	-	-	-	-	-	-	-	-	-	-	-
	Tetrabutyltin	mg/kg			-	-	-	-	-	-	-	-	-	-	-	-
	Tributyltin	mg/kg			-	-	-	-	-	-	-	-	-	-	-	-
	Triphenyltin	mg/kg			-	-	-	-	-	-	-	-	-	-	-	-
Pesticides	Heptachlor epoxide	mg/kg	0.05		-	-	-	-	-	-	-	-	-	-	-	-
	2,4,5-TP (Silvex)	mg/kg			-	-	-	-	-	-	-	-	-	-	-	-
	Hedonal	mg/kg			-	-	-	-	-	-	-	-	-	-	-	-
	2,4-DDT	mg/kg	0.05		-	-	-	-	-	-	-	-	-	-	-	-
	2,4-Dichlorprop	mg/kg			-	-	-	-	-	-	-	-	-	-	-	-
	4-(2,4-Dichlorophenoxy)butyric Acid (2,4-DB)	mg/kg			-	-	-	-	-	-	-	-	-	-	-	-
	4,4-DDE	mg/kg	0.05		-	-	-	-	-	-	-	-	-	-	-	-
	a-BHC	mg/kg	0.05	24	-	-	-	-	-	-	-	-	-	-	-	-
	Aldrin	mg/kg	0.05	18	-	-	-	-	-	-	-	-	-	-	-	-
	Atrazine	mg/kg	0.05	1200	-	-	-	-	-	-	-	-	-	-	-	-
	Azinophos methyl	mg/kg	0.05		-	-	-	-	-	-	-	-	-	-	-	-
	b-BHC	mg/kg	0.05	8.1	-	-	-	-	-	-	-	-	-	-	-	-
	Bentazone	mg/kg			-	-	-	-	-	-	-	-	-	-	-	-
	Chlordane (cis)	mg/kg	0.05		-	-	-	-	-	-	-	-	-	-	-	-
	Chlordane (trans)	mg/kg	0.05		-	-	-	-	-	-	-	-	-	-	-	-
	Chlorfenvinphos	mg/kg	0.05		-	-	-	-	-	-	-	-	-	-	-	-
	Chlorotoluron	mg/kg			-	-	-	-	-	-	-	-	-	-	-	-
	Chlorpyrifos-methyl	mg/kg	0.05		-	-	-	-	-	-	-	-	-	-	-	-
	Cyanazine	mg/kg			-	-	-	-	-	-	-	-	-	-	-	-
	d-BHC	mg/kg	0.05		-	-	-	-	-	-	-	-	-	-	-	-
	DDD	mg/kg	0.05		-	-	-	-	-	-	-	-	-	-	-	-
	DDT	mg/kg	0.05		-	-	-	-	-	-	-	-	-	-	-	-
	Diazinon	mg/kg	0.05		-	-	-	-	-	-	-	-	-	-	-	-
	Dichlorvos	mg/kg	0.05	16	-	-	-	-	-	-	-	-	-	-	-	-
	Dieldrin	mg/kg	0.05	18	-	-	-	-	-	-	-	-	-	-	-	-

				Location_Code	TP16008	TP16008	TP16008	TP16009	TP16009	TP16009	TP16012	TP16012	TP16012	TP17002	TP17002	TP17002
				Sample_Depth_Range	0.05-0.05	0.4-0.4	1-1	0.05-0.05	0.05-0.05	2-2	0.05-0.05	0.05-0.05	0.4-0.4	0.05-0.05	0.05-0.05	0.3-0.3
				Sampled_Date_Time	04/03/2020	04/03/2020	04/03/2020	16/03/2020	16/03/2020	16/03/2020	18/03/2020	18/03/2020	18/03/2020	18/02/2020	18/02/2020	18/02/2020
				LQM S4UL Public Open Space (POS) Residential - 1% SOM (GAC)												
Chem_Group	**ChemName**	**output unit**	**EQL**													
	Dimethoate	mg/kg	0.05		-	-	-	-	-	-	-	-	-	-	-	-
	Diuron	mg/kg			-	-	-	-	-	-	-	-	-	-	-	-
	Endosulfan I	mg/kg	0.05	1200	-	-	-	-	-	-	-	-	-	-	-	-
	Endosulfan II	mg/kg	0.05		-	-	-	-	-	-	-	-	-	-	-	-
	Endrin	mg/kg	0.05		-	-	-	-	-	-	-	-	-	-	-	-
	Fenitrothion	mg/kg	0.05		-	-	-	-	-	-	-	-	-	-	-	-
	Fenthion	mg/kg	0.05		-	-	-	-	-	-	-	-	-	-	-	-
	Fluroxypyr	mg/kg			-	-	-	-	-	-	-	-	-	-	-	-
	g-BHC (Lindane)	mg/kg	0.05	8.2	-	-	-	-	-	-	-	-	-	-	-	-
	Heptachlor	mg/kg	0.05		-	-	-	-	-	-	-	-	-	-	-	-
	Isodrin	mg/kg	0.05		-	-	-	-	-	-	-	-	-	-	-	-
	Isoproturon	mg/kg			-	-	-	-	-	-	-	-	-	-	-	-
	Linuron	mg/kg			-	-	-	-	-	-	-	-	-	-	-	-
	Malathion	mg/kg	0.05		-	-	-	-	-	-	-	-	-	-	-	-
	2-Methyl-4-chlorophenoxyacetic acid	mg/kg			-	-	-	-	-	-	-	-	-	-	-	-
	2-Methyl-4-Chlorophenoxy Butanoic Acid	mg/kg			-	-	-	-	-	-	-	-	-	-	-	-
	Mecoprop	mg/kg			-	-	-	-	-	-	-	-	-	-	-	-
	Methoxychlor	mg/kg	0.05		-	-	-	-	-	-	-	-	-	-	-	-
	Methyl parathion	mg/kg	0.05		-	-	-	-	-	-	-	-	-	-	-	-
	Mevinphos (Phosdrin)	mg/kg	0.05		-	-	-	-	-	-	-	-	-	-	-	-
	o,p-DDD	mg/kg	0.05		-	-	-	-	-	-	-	-	-	-	-	-
	o,p'-DDE	mg/kg	0.05		-	-	-	-	-	-	-	-	-	-	-	-
	Parathion	mg/kg	0.05		-	-	-	-	-	-	-	-	-	-	-	-
	Pendimethalin	mg/kg	0.05		-	-	-	-	-	-	-	-	-	-	-	-
	Phorate	mg/kg	0.05		-	-	-	-	-	-	-	-	-	-	-	-
	Prometryn	mg/kg	0.05		-	-	-	-	-	-	-	-	-	-	-	-
	Pronamide	mg/kg	0.05		-	-	-	-	-	-	-	-	-	-	-	-
	Propazine	mg/kg	0.05		-	-	-	-	-	-	-	-	-	-	-	-
	Simazine	mg/kg	0.05		-	-	-	-	-	-	-	-	-	-	-	-
	Terbutryn	mg/kg	0.05		-	-	-	-	-	-	-	-	-	-	-	-
	Terbutylazine	mg/kg	0.05		-	-	-	-	-	-	-	-	-	-	-	-
	Triadimefon	mg/kg	0.05		-	-	-	-	-	-	-	-	-	-	-	-
	Triclopyr	mg/kg			-	-	-	-	-	-	-	-	-	-	-	-
	Trifluralin	mg/kg	0.05		-	-	-	-	-	-	-	-	-	-	-	-
SVOC TIC	SVOC TICS - Detect	Detect			-	-	-	-	-	-	-	-	-	-	-	-
	SVOC Tentatively Identified Compounds	mg/kg	0.1		-	-	-	-	-	-	-	-	-	-	-	-
VOC TIC	VOC TICs - Detect	Detect			-	-	-	-	-	-	-	-	-	-	-	-
	VOC Tentatively Identified Compounds	mg/kg	0.01		-	-	-	-	-	-	-	-	-	-	-	-
Other	Temperature	°C			19	18.5	18.2	20	20.4	18.4	20	19.8	20	14.7	14	15.8
	Conductivity @ 20oC	µS/cm	14		26.3 - 32.8	930 - 934	4130 - 4180	102 - 453	141 - 142	240 - 241	57.2 - 59	65.3 - 69	258 - 291	172 - 177	211 - 212	49.2 - 72.8
	Moisture Content (dried @35oC)	%			16	16	20	19	20	17	16	17	17	20	21	22
	pH (Lab)	pH_Units	1		7.19 - 7.54	8.19 - 8.63	7.77 - 8.19	7.04 - 7.62	7.59 - 8.59	7.99 - 8.63	7.1 - 8.1	7.42 - 8.65	7.93 - 8.45	7.07 - 8.1	7 - 7.75	7.22 - 8.75
	Total Organic Carbon	%	0.2		1.52	0.298	0.2	2.09	2.06	<0.2	0.844	1.16	0.275	1.33	1.39	0.569

Environmental Standards Comments
#1:GAC is only presented as speciated chromium. 7.7mg/kg is used for hexavalent. If hexavalent chromium (CrVI) data is available, a value of 1,500mg/kg may be appropriate for the remaining trivalent chromium (CrIII).
#2:C4SL for lead adopted
#3:GAC only presented as speciated mercury. 16mg/kg is used for elemental mercury. If the CSM indicates that elemental mercury is not a CoC and mercury is present in an inorganic form, a value of 120mg/kg for inorganic mercury may be appropriate
#4:Updated S4UL for nickel
#5:S4UL exceeds solubility saturation limit
#6:Criteria derived for Ali>C16-C35 split between Ali>C16-21 & Ali>C21-35. Requires summation of fractions to use Ali>C16-C35 criteria.
#7:Criteria presented is for p-xylene. A separate value is presented for o-xylene.
#8:S4UL based on a threshold protective of direct skin contact with phenol

Key
27.8 Result exceeds GAC

Notes
Where a range is given a determinand has been analysed for by more than one method

				Location_Code	TP17002	TP17003	TP17003	TP17003	TP17005	TP17005	TP17005	TP17005	TP17010	TP17010	TP18001	TP18001
				Sample_Depth_Range	0.9-0.9	0.05-0.05	0.05-0.05	0.3-0.3	0.05-0.05	0.05-0.05	0.8-0.8	1.1-1.1	0.05-0.05	1.5-1.5	0.05-0.05	0.05-0.05
				Sampled_Date_Time	18/02/2020	20/02/2020	20/02/2020	20/02/2020	21/02/2020	21/02/2020	21/02/2020	21/02/2020	13/02/2020	13/02/2020	10/02/2020	10/02/2020
				LQM S4UL Public Open Space (POS) Residential - 1% SOM (GAC)												
Chem_Group	**ChemName**	**output unit**	**EQL**													
Metals	Antimony	mg/kg	0.6		-	-	-	-	-	-	-	-	-	-	-	-
	Arsenic	mg/kg	0.6	79	10.9	11.7	11	13.2	11.3	11.3	5.21	10.1	9.87	8.86	10.3	9.77
	Boron	mg/kg	1	21000	2.03	1.59	1.36	1.2	1.45	1.64	1.39	<1	1.08	1.76	1.18	1.93
	Cadmium	mg/kg	0.02	120	0.0861	0.294	0.341	0.138	0.0277	<0.02	0.334	0.159	0.271	0.0438	0.215	0.252
	Chromium (hexavalent)	mg/kg	0.6	7.7	<0.6	<0.6	<0.6	<0.6	<0.6	<0.6	-	<0.6	<0.6	<0.6	<0.6	<0.6
	Chromium	mg/kg	0.9	[#1]	22.1	47.7	49.5	59.8	47.2	46	39.6	38.3	36.2	42.7	32.8	30.5
	Copper	mg/kg	1.4	12000	25.7	26	25.7	33.6	22.5	21.2	27.5	19.4	19.5	34.9	19.6	23.8
	Lead	mg/kg	0.7	630[#2]	39.8	31.6	29.4	27.7	32.6	33.3	14	14.2	27.8	13.1	29.5	36.3
	Mercury	mg/kg	0.14	[#3]	<0.14	<0.14	<0.14	<0.14	<0.14	<0.14	<0.14	<0.14	<0.14	<0.14	<0.14	<0.14
	Molybdenum	mg/kg	0.1		-	-	-	-	-	-	-	-	-	-	-	-
	Nickel	mg/kg	0.2	230[#4]	31.7	26.8	26.5	34.2	28.8	28.5	38	22.9	23.3	26	23.1	20.6
	Selenium	mg/kg	1	1100	<1	<1	<1	<1	<1	<1	<1	<1	<1	<1	<1	<1
	Vanadium	mg/kg	0.2	2000	-	-	-	-	-	-	-	-	-	-	-	-
	Zinc	mg/kg	1.9	81000	98.6	125	117	88.4	124	119	50.8	63.2	80.3	73.2	72.5	82.3
Asbestos	Anthophyllite	Detect			0	0	0	0	0	0	0	0	0	0	0	0
	Asbestos: Actinolite	Detect			0	0	0	0	0	0	0	0	0	0	0	0
	Crocidolite Asbestos	Detect			0	0	0	0	0	0	0	0	0	0	0	0
	Chrysotile Asbestos	Detect			0	0	0	0	0	0	0	0	0	0	0	0
	Amosite Asbestos	Detect			0	0	0	0	0	0	0	0	0	0	0	0
	Non-Asbestos Fibre	Detect			0	0	0	0	0	0	0	0	0	0	0	0
	Tremolite	Detect			0	0	0	0	0	0	0	0	0	0	0	0
Inorganics	Ammoniacal Nitrogen as N	mg/kg	12		-	-	-	-	-	-	-	-	-	-	-	-
	Cyanide (Free)	mg/kg	1		<1	<1	<1	<1	<1	<1	<2	<1	<1	<1	<1	<1
	Cyanide Total	mg/kg	1		<1	<1	<1	<1	<1	<1	<2	<1	<1	<1	<1	<1
	cyanides-complex	mg/kg	1		<1	<1	<1	<1	<1	<1	<1	<1	<1	<1	<1	<1
PAH	Naphthalene	mg/kg	0.009	4900	<0.009	<0.009	<0.009	<0.009	<0.009	<0.009	<0.009	<0.009	<0.009	<0.009	<0.009	<0.009
	Acenaphthene	mg/kg	0.008	15000	<0.008	<0.008	<0.008	<0.008	<0.008	<0.008	<0.008	<0.008	<0.008	<0.008	<0.008	<0.008
	Acenaphthylene	mg/kg	0.012	15000	<0.012	<0.012	<0.012	<0.012	<0.012	<0.012	<0.012	<0.012	<0.012	<0.012	<0.012	<0.012
	Fluoranthene	mg/kg	0.017	3100	<0.017	<0.017	<0.017	<0.017	0.0259	<0.017	<0.017	<0.017	0.0658	<0.017	0.0437	0.048
	Anthracene	mg/kg	0.016	74000	<0.016	<0.016	<0.016	<0.016	<0.016	<0.016	<0.016	<0.016	<0.016	<0.016	<0.016	<0.016
	Phenanthrene	mg/kg	0.015	3100	<0.015	<0.015	<0.015	<0.015	<0.015	<0.015	<0.015	<0.015	<0.015	<0.015	<0.015	<0.015
	Fluorene	mg/kg	0.01	9900	<0.01	<0.01	<0.01	<0.01	<0.01	<0.01	<0.01	<0.01	<0.01	<0.01	<0.01	<0.01
	Chrysene	mg/kg	0.01	57	<0.01	<0.01	<0.01	<0.01	<0.01	<0.01	<0.01	<0.01	0.0365	<0.01	0.0239	0.0287
	Pyrene	mg/kg	0.015	7400	<0.015	<0.015	<0.015	<0.015	0.0211	<0.015	<0.015	<0.015	0.0601	<0.015	0.0377	0.0427
	Benzo(a)anthracene	mg/kg	0.014	29	<0.014	<0.014	<0.014	<0.014	<0.014	<0.014	<0.014	<0.014	0.0397	<0.014	0.0228	0.0258
	Benzo(b)fluoranthene	mg/kg	0.015	7.1	<0.015	<0.015	<0.015	<0.015	<0.015	<0.015	<0.015	<0.015	0.0514	<0.015	0.0363	0.0408
	Benzo(k)fluoranthene	mg/kg	0.014	190	<0.014	<0.014	<0.014	<0.014	<0.014	<0.014	<0.014	<0.014	0.0203	<0.014	<0.014	<0.014
	Benzo(a)pyrene	mg/kg	0.015	5.7	<0.015	<0.015	<0.015	<0.015	<0.015	<0.015	<0.015	<0.015	0.0422	<0.015	0.0244	0.0274
	Dibenz(a,h)anthracene	mg/kg	0.023	0.57	<0.023	<0.023	<0.023	<0.023	<0.023	<0.023	<0.023	<0.023	<0.023	<0.023	<0.023	<0.023
	Benzo(g,h,i)perylene	mg/kg	0.024	640	<0.024	<0.024	<0.024	<0.024	<0.024	<0.024	<0.024	<0.024	0.0315	<0.024	<0.024	<0.024
	Indeno(1,2,3-c,d)pyrene	mg/kg	0.018	82	<0.018	<0.018	<0.018	<0.018	<0.018	<0.018	<0.018	<0.018	0.0228	<0.018	<0.018	<0.018
	PAH 16 Total	mg/kg	0.118		<0.118	<0.118	<0.118	<0.118	<0.118	<0.118	<0.118	<0.118	0.37	<0.118	0.189	0.213
TPH CWG	>C5-C6 Aliphatics	mg/kg	0.01	(sol)570000[#5]	-	-	-	-	-	-	-	-	-	-	-	-
	>C6-C8 Aliphatics	mg/kg	0.01	600000	-	-	-	-	-	-	-	-	-	-	-	-
	>C10-C44 Aliphatics	mg/kg	5		-	-	-	-	-	-	-	-	-	-	-	-
	>C10-C44 Aliphatics/Aromatics	mg/kg	10		-	-	-	-	-	-	-	-	-	-	-	-
	>C8-C10 Aliphatics	mg/kg	0.01	13000	-	-	-	-	-	-	-	-	-	-	-	-
	>C10-C12 Aliphatics	mg/kg	1	13000	-	-	-	-	-	-	-	-	-	-	-	-
	>C12-C16 Aliphatics	mg/kg	1	13000	-	-	-	-	-	-	-	-	-	-	-	-
	>C16-C21 Aliphatics	mg/kg	1	125000[#6]	-	-	-	-	-	-	-	-	-	-	-	-
	>C21-C35 Aliphatics	mg/kg	1	125000[#6]	-	-	-	-	-	-	-	-	-	-	-	-
	>C35-C44 Aliphatics	mg/kg	1	250000	-	-	-	-	-	-	-	-	-	-	-	-
	>C5-C10 Aliphatics	mg/kg	0.05		-	-	-	-	-	-	-	-	-	-	-	-
	>EC5-EC10 Aromatics	mg/kg	0.05		-	-	-	-	-	-	-	-	-	-	-	-
	>EC6-EC7 Aromatics	mg/kg	0.01		-	-	-	-	-	-	-	-	-	-	-	-
	>EC7-EC8 Aromatics	mg/kg	0.01	56000	-	-	-	-	-	-	-	-	-	-	-	-
	>EC8-EC10 Aromatics	mg/kg	0.01	5000	-	-	-	-	-	-	-	-	-	-	-	-
	>EC10-EC12 Aromatics	mg/kg	1	5000	-	-	-	-	-	-	-	-	-	-	-	-
	>EC10-EC44 Aromatics	mg/kg	5		-	-	-	-	-	-	-	-	-	-	-	-
	>EC12-EC16 Aromatics	mg/kg	1	5100	-	-	-	-	-	-	-	-	-	-	-	-
	>EC16-EC21 Aromatics	mg/kg	1	3800	-	-	-	-	-	-	-	-	-	-	-	-
	>EC21-EC35 Aromatics	mg/kg	1	3800	-	-	-	-	-	-	-	-	-	-	-	-
	>EC35-EC44 Aromatics	mg/kg	1	3800	-	-	-	-	-	-	-	-	-	-	-	-
	>EC40-EC44 Aromatics	mg/kg	1		-	-	-	-	-	-	-	-	-	-	-	-
	TPH Aliphatics & Aromatics >C5-44	mg/kg	10		-	-	-	-	-	-	-	-	-	-	-	-
TPH	>C5-C6	mg/kg	0.02		<0.02	<0.02	<0.02	<0.02	<0.02	<0.02	<0.02	<0.02	<0.02	<0.02	<0.02	<0.02
	>C6-C7	mg/kg	0.02		<0.02	<0.02	<0.02	<0.02	<0.02	<0.02	<0.02	<0.02	<0.02	<0.02	<0.02	<0.02
	>C7-C8	mg/kg	0.02		<0.02	<0.02	<0.02	<0.02	<0.02	<0.02	<0.02	<0.02	<0.02	<0.02	<0.02	<0.02
	>C8-C10	mg/kg	0.02		<0.02	<0.02	<0.02	<0.02	<0.02	<0.02	<0.02	<0.02	<0.02	<0.02	<0.02	<0.02
	>C10-C12	mg/kg	0.02		<0.02	<0.02	<0.02	<0.02	<0.02	<0.02	<0.02	<0.02	<0.02	<0.02	<0.02	<0.02
	>C12-C16	mg/kg	35		<35	<35	<35	<35	<35	<35	<35	<35	<35	<35	<35	<35
	>C16-C21	mg/kg	35		<35	<35	<35	<35	<35	<35	<35	<35	<35	<35	<35	<35
	>C21-C28	mg/kg	35		<35	<35	<35	<35	<35	<35	<35	<35	<35	<35	<35	<35
	>C28-C35	mg/kg	35		<35	<35	<35	<35	<35	<35	72.3	<35	<35	<35	<35	<35
	>C35-C40	mg/kg	35		<35	<35	<35	<35	<35	<35	<35	<35	<35	<35	<35	<35
	GRO >C5-10	mg/kg	0.02		-	-	-	-	-	-	-	-	-	-	-	-
	EPH>C5-40	mg/kg	35		-	-	-	-	-	-	-	-	-	-	-	-
	EPH >C10-40	mg/kg	35		<35	<35	<35	<35	<35	<35	117	<35	<35	<35	<35	<35
	GRO >C5-12	mg/kg	0.1		<0.1	<0.1	<0.1	<0.1	<0.1	<0.1	<0.1	<0.1	<0.1	<0.1	<0.1	<0.1
	Total Petroleum Hydrocarbons	mg/kg	35		<35	<35	<35	<35	<35	<35	117	<35	<35	<35	<35	<35
BTEX and MTBE	Benzene	mg/kg	0.009	72	<0.009	<0.009	<0.18	<0.009	<0.18	<0.18	<0.18	<0.009	<0.009	<0.009	<0.009	<0.18
	Toluene	mg/kg	0.007	56000	<0.007	<0.007	<0.14	<0.007	<0.14	<0.14	<0.14	<0.007	<0.007	<0.007	<0.007	<0.14
	Ethylbenzene	mg/kg	0.004	24000	<0.004	<0.004	<0.08	<0.004	<0.08	<0.08	<0.08	<0.004	<0.004	<0.004	<0.004	<0.08
	Xylene (m & p)	mg/kg	0.01	41000[#7]	<0.01	<0.01	<0.2	<0.01	<0.2	<0.2	<0.2	<0.01	<0.01	<0.01	<0.01	<0.2
	Xylene (o)	mg/kg	0.01	41000	<0.01	<0.01	<0.2	<0.01	<0.2	<0.2	<0.2	<0.01	<0.01	<0.01	<0.01	<0.2
	Xylene Total	mg/kg	0.02		-	-	-	-	-	-	-	-	-	-	-	-
	MTBE	mg/kg	0.01		<0.01	<0.01	<0.2	<0.01	<0.2	<0.2	<0.2	<0.01	<0.01	<0.01	<0.01	<0.2
	Total BTEX	mg/kg	0.04		<0.04	<0.04	<0.8	<0.04	<0.8	<0.8	<0.8	<0.04	<0.04	<0.04	<0.04	<0.8
VOC	Styrene	mg/kg	0.01		-	-	-	-	-	-	-	-	-	-	-	-
	cis-1,3-dichloropropene	mg/kg	0.01		-	-	-	-	-	-	-	-	-	-	-	-
	trans-1,3-dichloropropene	mg/kg	0.01		-	-	-	-	-	-	-	-	-	-	-	-
	1,1,1,2-tetrachloroethane	mg/kg	0.01	1400	-	-	-	-	-	-	-	-	-	-	-	-
	1,1,1-trichloroethane	mg/kg	0.007	140000	-	-	-	-	-	-	-	-	-	-	-	-
	1,1,2,2-tetrachloroethane	mg/kg	0.01	1400	-	-	-	-	-	-	-	-	-	-	-	-
	1,1,2-trichloroethane	mg/kg	0.01		-	-	-	-	-	-	-	-	-	-	-	-
	1,1-dichloroethane	mg/kg	0.008		-	-	-	-	-	-	-	-	-	-	-	-
	1,1-dichloroethene	mg/kg	0.01		-	-	-	-	-	-	-	-	-	-	-	-
	1,1-dichloropropene	mg/kg	0.01		-	-	-	-	-	-	-	-	-	-	-	-
	1,2,3-trichloropropane	mg/kg	0.016		-	-	-	-	-	-	-	-	-	-	-	-
	1,2,4-trimethylbenzene	mg/kg	0.009		-	-	-	-	-	-	-	-	-	-	-	-
	1,2-dibromo-3-chloropropane	mg/kg	0.014		-	-	-	-	-	-	-	-	-	-	-	-
	1,2-dibromoethane	mg/kg	0.01		-	-	-	-	-	-	-	-	-	-	-	-
	1,2-dichloroethane	mg/kg	0.005	29	-	-	-	-	-	-	-	-	-	-	-	-
	1,2-dichloropropane	mg/kg	0.01		-	-	-	-	-	-	-	-	-	-	-	-
	1,3,5-trimethylbenzene	mg/kg	0.008		-	-	-	-	-	-	-	-	-	-	-	-
	1,3-dichloropropane	mg/kg	0.007		-	-	-	-	-	-	-	-	-	-	-	-
	2,2-dichloropropane	mg/kg	0.01		-	-	-	-	-	-	-	-	-	-	-	-
	2-chlorotoluene	mg/kg	0.009		-	-	-	-	-	-	-	-	-	-	-	-
	4-chlorotoluene	mg/kg	0.01		-	-	-	-	-	-	-	-	-	-	-	-
	Bromobenzene	mg/kg	0.01		-	-	-	-	-	-	-	-	-	-	-	-
	Bromochloromethane	mg/kg	0.01		-	-	-	-	-	-	-	-	-	-	-	-
	Bromodichloromethane	mg/kg	0.007		-	-	-	-	-	-	-	-	-	-	-	-
	Bromoform	mg/kg	0.01		-	-	-	-	-	-	-	-	-	-	-	-
	Bromomethane	mg/kg	0.01		-	-	-	-	-	-	-	-	-	-	-	-
	Carbon disulfide	mg/kg	0.007	11000	-	-	-	-	-	-	-	-	-	-	-	-
	Carbon tetrachloride	mg/kg	0.01	890	-	-	-	-	-	-	-	-	-	-	-	-
	Chlorodibromomethane	mg/kg	0.01		-	-	-	-	-	-	-	-	-	-	-	-
	Chloroethane	mg/kg	0.01		-	-	-	-	-	-	-	-	-	-	-	-
	Chloroform	mg/kg	0.008	2500	-	-	-	-	-	-	-	-	-	-	-	-

				Location Code	TP17002	TP17003	TP17003	TP17003	TP17005	TP17005	TP17005	TP17005	TP17010	TP17010	TP18001	TP18001
				Sample Depth Range	0.9-0.9	0.05-0.05	0.05-0.05	0.3-0.3	0.05-0.05	0.05-0.05	0.8-0.8	1.1-1.1	0.05-0.05	1.5-1.5	0.05-0.05	0.05-0.05
				Sampled Date Time	18/02/2020	20/02/2020	20/02/2020	20/02/2020	21/02/2020	21/02/2020	21/02/2020	21/02/2020	13/02/2020	13/02/2020	10/02/2020	10/02/2020
Chem_Group	ChemName	output unit	EQL	LQM S4UL Public Open Space (POS) Residential - 1% SOM (GAC)												
	Chloromethane	mg/kg	0.007		-	-	-	-	-	-	-	-	-	-	-	-
	cis-1,2-dichloroethene	mg/kg	0.006		-	-	-	-	-	-	-	-	-	-	-	-
	Dibromomethane	mg/kg	0.009		-	-	-	-	-	-	-	-	-	-	-	-
	Dichlorodifluoromethane	mg/kg	0.006		-	-	-	-	-	-	-	-	-	-	-	-
	Dichloromethane	mg/kg	0.01		-	-	-	-	-	-	-	-	-	-	-	-
	Isopropylbenzene	mg/kg	0.005		-	-	-	-	-	-	-	-	-	-	-	-
	n-butylbenzene	mg/kg	0.011		-	-	-	-	-	-	-	-	-	-	-	-
	n-propylbenzene	mg/kg	0.01		-	-	-	-	-	-	-	-	-	-	-	-
	p-isopropyltoluene	mg/kg	0.01		-	-	-	-	-	-	-	-	-	-	-	-
	sec-butylbenzene	mg/kg	0.01		-	-	-	-	-	-	-	-	-	-	-	-
	Trichloroethene	mg/kg	0.009	120	-	-	-	-	-	-	-	-	-	-	-	-
	tert-butylbenzene	mg/kg	0.014		-	-	-	-	-	-	-	-	-	-	-	-
	Tetrachloroethene	mg/kg	0.005	1400	-	-	-	-	-	-	-	-	-	-	-	-
	trans-1,2-dichloroethene	mg/kg	0.01		-	-	-	-	-	-	-	-	-	-	-	-
	Trichlorofluoromethane	mg/kg	0.006		-	-	-	-	-	-	-	-	-	-	-	-
	Vinyl chloride	mg/kg	0.006	3.5	-	-	-	-	-	-	-	-	-	-	-	-
	tert-Amyl methyl ether	mg/kg	0.01		-	-	-	-	-	-	-	-	-	-	-	-
VOC/SVOC	1,2,3-trichlorobenzene	mg/kg	0.02	1800	-	-	-	-	-	-	-	-	-	-	-	-
	1,2,4-trichlorobenzene	mg/kg	0.02	15000	-	-	-	-	-	-	-	-	-	-	-	-
	1,2-dichlorobenzene	mg/kg	0.01	90000	-	-	-	-	-	-	-	-	-	-	-	-
	1,3-dichlorobenzene	mg/kg	0.008	300	-	-	-	-	-	-	-	-	-	-	-	-
	1,4-dichlorobenzene	mg/kg	0.005	17000	-	-	-	-	-	-	-	-	-	-	-	-
	Chlorobenzene	mg/kg	0.005	11000	-	-	-	-	-	-	-	-	-	-	-	-
	Hexachlorobutadiene	mg/kg	0.02	25	-	-	-	-	-	-	-	-	-	-	-	-
SVOC	4-bromophenyl phenyl ether	mg/kg	0.1		-	-	-	-	-	-	-	-	-	-	-	-
	4-nitroaniline	mg/kg	0.1		-	-	-	-	-	-	-	-	-	-	-	-
	4-nitrophenol	mg/kg	0.1		-	-	-	-	-	-	-	-	-	-	-	-
	2,4,5-trichlorophenol	mg/kg	0.1		-	-	-	-	-	-	-	-	-	-	-	-
	2,4,6-trichlorophenol	mg/kg	0.1		-	-	-	-	-	-	-	-	-	-	-	-
	2,4-dichlorophenol	mg/kg	0.1		-	-	-	-	-	-	-	-	-	-	-	-
	2,4-dimethylphenol	mg/kg	0.1		-	-	-	-	-	-	-	-	-	-	-	-
	2,4-dinitrotoluene	mg/kg	0.1		-	-	-	-	-	-	-	-	-	-	-	-
	2,6-dinitrotoluene	mg/kg	0.1		-	-	-	-	-	-	-	-	-	-	-	-
	2-chloronaphthalene	mg/kg	0.1		-	-	-	-	-	-	-	-	-	-	-	-
	2-chlorophenol	mg/kg	0.1		-	-	-	-	-	-	-	-	-	-	-	-
	2-methylnaphthalene	mg/kg	0.1		-	-	-	-	-	-	-	-	-	-	-	-
	2-methylphenol	mg/kg	0.1		-	-	-	-	-	-	-	-	-	-	-	-
	2-nitroaniline	mg/kg	0.1		-	-	-	-	-	-	-	-	-	-	-	-
	2-nitrophenol	mg/kg	0.1		-	-	-	-	-	-	-	-	-	-	-	-
	3-nitroaniline	mg/kg	0.1		-	-	-	-	-	-	-	-	-	-	-	-
	4-chloro-3-methylphenol	mg/kg	0.1		-	-	-	-	-	-	-	-	-	-	-	-
	4-chloroaniline	mg/kg	0.1		-	-	-	-	-	-	-	-	-	-	-	-
	4-chlorophenyl phenyl ether	mg/kg	0.1		-	-	-	-	-	-	-	-	-	-	-	-
	4-methylphenol	mg/kg	0.1		-	-	-	-	-	-	-	-	-	-	-	-
	Azobenzene	mg/kg	0.1		-	-	-	-	-	-	-	-	-	-	-	-
	Bis(2-chloroethoxy) methane	mg/kg	0.1		-	-	-	-	-	-	-	-	-	-	-	-
	Bis(2-chloroethyl)ether	mg/kg	0.1		-	-	-	-	-	-	-	-	-	-	-	-
	Bis(2-chloroisopropyl) ether	mg/kg	0.1		-	-	-	-	-	-	-	-	-	-	-	-
	Bis(2-ethylhexyl) phthalate	mg/kg	0.1		-	-	-	-	-	-	-	-	-	-	-	-
	Butyl benzyl phthalate	mg/kg	0.1		-	-	-	-	-	-	-	-	-	-	-	-
	Carbazole	mg/kg	0.1		-	-	-	-	-	-	-	-	-	-	-	-
	Dibenzofuran	mg/kg	0.1		-	-	-	-	-	-	-	-	-	-	-	-
	Diethylphthalate	mg/kg	0.1		-	-	-	-	-	-	-	-	-	-	-	-
	Dimethyl phthalate	mg/kg	0.1		-	-	-	-	-	-	-	-	-	-	-	-
	Di-n-butyl phthalate	mg/kg	0.1		-	-	-	-	-	-	-	-	-	-	-	-
	Di-n-octyl phthalate	mg/kg	0.1		-	-	-	-	-	-	-	-	-	-	-	-
	Hexachlorobenzene	mg/kg	0.05	16	-	-	-	-	-	-	-	-	-	-	-	-
	Hexachlorocyclopentadiene	mg/kg	0.1		-	-	-	-	-	-	-	-	-	-	-	-
	Hexachloroethane	mg/kg	0.1		-	-	-	-	-	-	-	-	-	-	-	-
	Isophorone	mg/kg	0.1		-	-	-	-	-	-	-	-	-	-	-	-
	Nitrobenzene	mg/kg	0.1		-	-	-	-	-	-	-	-	-	-	-	-
	N-nitrosodi-n-propylamine	mg/kg	0.1		-	-	-	-	-	-	-	-	-	-	-	-
	Pentachlorophenol	mg/kg	0.1	60	-	-	-	-	-	-	-	-	-	-	-	-
PCB	Heptachlorobiphenyl, 2,3,3,4,4,5,5- (PCB 189)	mg/kg	0.003		-	-	-	-	-	-	-	-	-	-	-	-
	Hexachlorobiphenyl, 2,3,3,4,4,5- (PCB 156)	mg/kg	0.003		-	-	-	-	-	-	-	-	-	-	-	-
	Hexachlorobiphenyl, 2,3,3,4,4,5- (PCB 157)	mg/kg	0.003		-	-	-	-	-	-	-	-	-	-	-	-
	Hexachlorobiphenyl, 2,3,4,4,5,5- (PCB 167)	mg/kg	0.003		-	-	-	-	-	-	-	-	-	-	-	-
	Hexachlorobiphenyl, 3,3,4,4,5,5- (PCB 169)	mg/kg	0.003		-	-	-	-	-	-	-	-	-	-	-	-
	PCB 101	mg/kg	0.003		-	-	-	-	-	-	-	-	-	-	-	-
	PCB 118	mg/kg	0.003		-	-	-	-	-	-	-	-	-	-	-	-
	PCB 138	mg/kg	0.003		-	-	-	-	-	-	-	-	-	-	-	-
	PCB 153	mg/kg	0.003		-	-	-	-	-	-	-	-	-	-	-	-
	PCB 180	mg/kg	0.003		-	-	-	-	-	-	-	-	-	-	-	-
	PCB 28	mg/kg	0.003		-	-	-	-	-	-	-	-	-	-	-	-
	PCB 52	mg/kg	0.003		-	-	-	-	-	-	-	-	-	-	-	-
	Pentachlorobiphenyl, 2,3,3,4,4- (PCB 105)	mg/kg	0.003		-	-	-	-	-	-	-	-	-	-	-	-
	Pentachlorobiphenyl, 2,3,4,4,5- (PCB 114)	mg/kg	0.003		-	-	-	-	-	-	-	-	-	-	-	-
	Pentachlorobiphenyl, 2,3,4,4,5- (PCB 123)	mg/kg	0.003		-	-	-	-	-	-	-	-	-	-	-	-
	Pentachlorobiphenyl, 3,3,4,4,5- (PCB 126)	mg/kg	0.003		-	-	-	-	-	-	-	-	-	-	-	-
	Tetrachlorobiphenyl, 3,3,4,4- (PCB 77)	mg/kg	0.003		-	-	-	-	-	-	-	-	-	-	-	-
	Tetrachlorobiphenyl, 3,4,4,5- (PCB 81)	mg/kg	0.003		-	-	-	-	-	-	-	-	-	-	-	-
	Total PCB 7 Congeners	mg/kg	0.021		-	-	-	-	-	-	-	-	-	-	-	-
	Total PCB WHO 12	mg/kg	0.036		-	-	-	-	-	-	-	-	-	-	-	-
Phenolics	Xylenols	mg/kg	0.015		<0.015	<0.015	<0.015	<0.015	<0.015	<0.015	<0.015	<0.015	<0.015	<0.015	<0.015	<0.015
	Cresol Total	mg/kg	0.01		<0.01	<0.01	<0.01	<0.01	<0.01	<0.01	<0.01	<0.01	<0.01	<0.01	<0.01	0.0262
	Phenol	mg/kg	0.01	(dir)760[#8]	<0.01	<0.01	<0.01	<0.01	<0.01	<0.01	<0.01	<0.01	<0.01	<0.01	<0.01	<0.01
	Phenols Monohydric	mg/kg	0.035		<0.035	<0.035	<0.035	<0.035	<0.035	<0.035	<0.035	<0.035	<0.035	<0.035	<0.035	<0.035
Organotins	Dibutyltin	mg/kg			-	-	-	-	-	-	-	-	-	-	-	-
	Monophenyltin	mg/kg			-	-	-	-	-	-	-	-	-	-	-	-
	Diphenyltin	mg/kg			-	-	-	-	-	-	-	-	-	-	-	-
	Monobutyltin	mg/kg			-	-	-	-	-	-	-	-	-	-	-	-
	Tetrabutyltin	mg/kg			-	-	-	-	-	-	-	-	-	-	-	-
	Tributyltin	mg/kg			-	-	-	-	-	-	-	-	-	-	-	-
	Triphenyltin	mg/kg			-	-	-	-	-	-	-	-	-	-	-	-
Pesticides	Heptachlor epoxide	mg/kg	0.05		-	-	-	-	-	-	-	-	-	-	-	-
	2,4,5-TP (Silvex)	mg/kg			-	-	-	-	-	-	-	-	-	-	-	-
	Hedonal	mg/kg			-	-	-	-	-	-	-	-	-	-	-	-
	2,4-DDT	mg/kg	0.05		-	-	-	-	-	-	-	-	-	-	-	-
	2,4-Dichlorprop	mg/kg			-	-	-	-	-	-	-	-	-	-	-	-
	4-(2,4-Dichlorophenoxy)butyric Acid (2,4-DB)	mg/kg			-	-	-	-	-	-	-	-	-	-	-	-
	4,4-DDE	mg/kg	0.05		-	-	-	-	-	-	-	-	-	-	-	-
	a-BHC	mg/kg	0.05	24	-	-	-	-	-	-	-	-	-	-	-	-
	Aldrin	mg/kg	0.05	18	-	-	-	-	-	-	-	-	-	-	-	-
	Atrazine	mg/kg	0.05	1200	-	-	-	-	-	-	-	-	-	-	-	-
	Azinophos methyl	mg/kg	0.05		-	-	-	-	-	-	-	-	-	-	-	-
	b-BHC	mg/kg	0.05	8.1	-	-	-	-	-	-	-	-	-	-	-	-
	Bentazone	mg/kg			-	-	-	-	-	-	-	-	-	-	-	-
	Chlordane (cis)	mg/kg	0.05		-	-	-	-	-	-	-	-	-	-	-	-
	Chlordane (trans)	mg/kg	0.05		-	-	-	-	-	-	-	-	-	-	-	-
	Chlorfenvinphos	mg/kg	0.05		-	-	-	-	-	-	-	-	-	-	-	-
	Chlorotoluron	mg/kg			-	-	-	-	-	-	-	-	-	-	-	-
	Chlorpyrifos-methyl	mg/kg	0.05		-	-	-	-	-	-	-	-	-	-	-	-
	Cyanazine	mg/kg			-	-	-	-	-	-	-	-	-	-	-	-
	d-BHC	mg/kg	0.05		-	-	-	-	-	-	-	-	-	-	-	-
	DDD	mg/kg	0.05		-	-	-	-	-	-	-	-	-	-	-	-
	DDT	mg/kg	0.05		-	-	-	-	-	-	-	-	-	-	-	-
	Diazinon	mg/kg	0.05		-	-	-	-	-	-	-	-	-	-	-	-
	Dichlorvos	mg/kg	0.05	16	-	-	-	-	-	-	-	-	-	-	-	-
	Dieldrin	mg/kg	0.05	18	-	-	-	-	-	-	-	-	-	-	-	-

					Location_Code	TP17002	TP17003	TP17003	TP17003	TP17005	TP17005	TP17005	TP17005	TP17010	TP17010	TP18001	TP18001							
					Sample_Depth_Range	0.9-0.9	0.05-0.05	0.05-0.05	0.3-0.3	0.05-0.05	0.05-0.05	0.8-0.8	1.1-1.1	0.05-0.05	1.5-1.5	0.05-0.05	0.05-0.05							
					Sampled_Date_Time	18/02/2020	20/02/2020	20/02/2020	20/02/2020	21/02/2020	21/02/2020	21/02/2020	21/02/2020	13/02/2020	13/02/2020	10/02/2020	10/02/2020							
					LQM S4UL Public Open Space (POS) Residential - 1% SOM (GAC)																			
Chem_Group	ChemName	output unit	EQL																					
	Dimethoate	mg/kg	0.05		-	-	-	-	-	-	-	-	-	-	-	-								
	Diuron	mg/kg			-	-	-	-	-	-	-	-	-	-	-	-								
	Endosulfan I	mg/kg	0.05	1200	-	-	-	-	-	-	-	-	-	-	-	-								
	Endosulfan II	mg/kg	0.05		-	-	-	-	-	-	-	-	-	-	-	-								
	Endrin	mg/kg	0.05		-	-	-	-	-	-	-	-	-	-	-	-								
	Fenitrothion	mg/kg	0.05		-	-	-	-	-	-	-	-	-	-	-	-								
	Fenthion	mg/kg	0.05		-	-	-	-	-	-	-	-	-	-	-	-								
	Fluroxypyr	mg/kg			-	-	-	-	-	-	-	-	-	-	-	-								
	g-BHC (Lindane)	mg/kg	0.05	8.2	-	-	-	-	-	-	-	-	-	-	-	-								
	Heptachlor	mg/kg	0.05		-	-	-	-	-	-	-	-	-	-	-	-								
	Isodrin	mg/kg	0.05		-	-	-	-	-	-	-	-	-	-	-	-								
	Isoproturon	mg/kg			-	-	-	-	-	-	-	-	-	-	-	-								
	Linuron	mg/kg			-	-	-	-	-	-	-	-	-	-	-	-								
	Malathion	mg/kg	0.05		-	-	-	-	-	-	-	-	-	-	-	-								
	2-Methyl-4-chlorophenoxyacetic acid	mg/kg			-	-	-	-	-	-	-	-	-	-	-	-								
	2-Methyl-4-Chlorophenoxy Butanoic Acid	mg/kg			-	-	-	-	-	-	-	-	-	-	-	-								
	Mecoprop	mg/kg			-	-	-	-	-	-	-	-	-	-	-	-								
	Methoxychlor	mg/kg	0.05		-	-	-	-	-	-	-	-	-	-	-	-								
	Methyl parathion	mg/kg	0.05		-	-	-	-	-	-	-	-	-	-	-	-								
	Mevinphos (Phosdrin)	mg/kg	0.05		-	-	-	-	-	-	-	-	-	-	-	-								
	o,p-DDD	mg/kg	0.05		-	-	-	-	-	-	-	-	-	-	-	-								
	o,p'-DDE	mg/kg	0.05		-	-	-	-	-	-	-	-	-	-	-	-								
	Parathion	mg/kg	0.05		-	-	-	-	-	-	-	-	-	-	-	-								
	Pendimethalin	mg/kg	0.05		-	-	-	-	-	-	-	-	-	-	-	-								
	Phorate	mg/kg	0.05		-	-	-	-	-	-	-	-	-	-	-	-								
	Prometryn	mg/kg	0.05		-	-	-	-	-	-	-	-	-	-	-	-								
	Pronamide	mg/kg	0.05		-	-	-	-	-	-	-	-	-	-	-	-								
	Propazine	mg/kg	0.05		-	-	-	-	-	-	-	-	-	-	-	-								
	Simazine	mg/kg	0.05		-	-	-	-	-	-	-	-	-	-	-	-								
	Terbutryn	mg/kg	0.05		-	-	-	-	-	-	-	-	-	-	-	-								
	Terbutylazine	mg/kg	0.05		-	-	-	-	-	-	-	-	-	-	-	-								
	Triadimefon	mg/kg	0.05		-	-	-	-	-	-	-	-	-	-	-	-								
	Triclopyr	mg/kg			-	-	-	-	-	-	-	-	-	-	-	-								
	Trifluralin	mg/kg	0.05		-	-	-	-	-	-	-	-	-	-	-	-								
SVOC TIC	SVOC TICS - Detect	Detect			-	-	-	-	-	-	-	-	-	-	-	-								
	SVOC Tentatively Identified Compounds	mg/kg	0.1		-	-	-	-	-	-	-	-	-	-	-	-								
VOC TIC	VOC TICs - Detect	Detect			-	-	-	-	-	-	-	-	-	-	-	-								
	VOC Tentatively Identified Compounds	mg/kg	0.01		-	-	-	-	-	-	-	-	-	-	-	-								
Other	Temperature	°C			18.1	17.4	20.9	14.2	15.2	17.4	16.1	17.6	17.8	17.6	17.3	18.3								
	Conductivity @ 20oC	µS/cm	14		3330 - 3520	410 - 543	507 - 607	147 - 162	156 - 162	78.2 - 84.9	114 - 115	790 - 813	207 - 208	749 - 896	206 - 213	492 - 521								
	Moisture Content (dried @35oC)	%			17	34	34	38	27	23	36	18	17	21	19	24								
	pH (Lab)	pH_Units	1		8.34 - 8.86	7.95 - 8.69	8.04 - 8.67	7.21 - 7.38	6.76 - 8.2	7.13 - 8.18	4.56 - 7.06	4.15 - 8.05	7.97 - 8.89	7.8 - 8.7	8.03 - 8.5	7.26 - 8.68								
	Total Organic Carbon	%	0.2		1.04	3.01	3.26	2.83	2.61	2.88	11.8	0.996	-	-	0.898	1.75								

Environmental Standards Comments
#1:GAC is only presented as speciated chromium. 7.7mg/kg is used for hexavalent. If hexavalent chromium (CrVI) data is available, a value of 1,500mg/kg may be appropriate for the remaining trivalent chromium (CrIII).
#2:C4SL for lead adopted
#3:GAC only presented as speciated mercury. 16mg/kg is used for elemental mercury. If the CSM indicates that elemental mercury is not a CoC and mercury is present in an inorganic form, a value of 120mg/kg for inorganic mercury may be appropriate
#4:Updated S4UL for nickel
#5:S4UL exceeds solubility saturation limit
#6:Criteria derived for Ali>C16-C35 split between Ali>C16-21 & Ali>C21-35. Requires summation of fractions to use Ali>C16-C35 criteria.
#7:Criteria presented is for p-xylene. A separate value is presented for o-xylene.
#8:S4UL based on a threshold protective of direct skin contact with phenol

Key
27.8 Result exceeds GAC

Notes
Where a range is given a determinand has been analysed for by more than one method

					Location_Code	TP18001	TP18001	TP18002	TP18002	TP19003	TP19003	TP19003	WS15002	WS15002	WS16001	WS18001	WS16001
					Sample_Depth_Range	0.4-0.4	1.6-1.6	0.05-0.05	0.4-0.4	0.05-0.05	1.2-1.2	1.7-1.7	0.05-0.15	1.4-1.5	0.05-0.05	0.05-0.05	0.4-0.4
					Sampled_Date_Time	10/02/2020	11/02/2020	07/02/2020	07/02/2020	12/02/2020	12/02/2020	12/02/2020	12/03/2020	12/03/2020	13/03/2020	25/03/2020	13/03/2020
				LQM S4UL Public Open Space (POS) Residential - 1% SOM (GAC)													
Chem_Group	**ChemName**	**output unit**	**EQL**														
Metals	Antimony	mg/kg	0.6		-	-	-	-	-	-	-	-	-	-	-	-	-
	Arsenic	mg/kg	0.6	79	11.4	15.7	10.3	16	9.03	15.2	13.9	10	10.1	12.3	12.5	21.2	
	Boron	mg/kg	1	21000	1.38	2.39	1.23	2.27	<1	<1	1.85	<1	<1	1.1	1.97	<1	
	Cadmium	mg/kg	0.02	120	0.259	0.0573	0.326	0.0847	0.189	0.115	<0.02	0.386	0.385	0.253	<0.02	0.0601	
	Chromium (hexavalent)	mg/kg	0.6	7.7	<0.6	<0.6	<0.6	<0.6	<0.6	<0.6	<0.6	<0.6	<0.6	<0.6	<0.6	<0.6	
	Chromium	mg/kg	0.9	[#1]	29.7	43.8	29.3	33.9	32.8	15.7	40.3	24.8	30.6	27.4	55	26.9	
	Copper	mg/kg	1.4	12000	15.6	34.4	27.9	26.4	17.1	14.2	31	13.1	19.7	15	24.6	22.6	
	Lead	mg/kg	0.7	630[#2]	14.1	14.8	51.8	15	32.9	15.9	11.3	24.7	9.34	25.1	26.1	10.7	
	Mercury	mg/kg	0.14	[#3]	<0.14	<0.14	<0.14	<0.14	<0.14	<0.14	<0.14	<0.14	<0.14	<0.14	<0.14	<0.14	
	Molybdenum	mg/kg	0.1		-	-	-	-	-	-	-	-	-	-	-	-	
	Nickel	mg/kg	0.2	230[#4]	34	47.9	21.2	39.8	16.7	23.7	41.3	18.3	55.8	16.9	31.8	33.4	
	Selenium	mg/kg	1	1100	<1	<1	<1	<1	<1	<1	<1	<1	<1	<1	<1	<1	
	Vanadium	mg/kg	0.2	2000	-	-	-	-	-	-	-	-	-	-	-	-	
	Zinc	mg/kg	1.9	81000	65.1	87.4	92.5	64.8	62.5	41.7	75.5	57.5	56.4	60.5	108	50.2	
Asbestos	Anthophyllite	Detect			0	0	0	0	0	0	0	0	0	0	0	0	
	Asbestos: Actinolite	Detect			0	0	0	0	0	0	0	0	0	0	0	0	
	Crocidolite Asbestos	Detect			0	0	0	0	0	0	0	0	0	0	0	0	
	Chrysotile Asbestos	Detect			0	0	0	0	0	0	0	0	0	0	0	0	
	Amosite Asbestos	Detect			0	0	0	0	0	0	0	0	0	0	0	0	
	Non-Asbestos Fibre	Detect			0	0	0	0	0	0	0	0	0	0	0	0	
	Tremolite	Detect			0	0	0	0	0	0	0	0	0	0	0	0	
Inorganics	Ammoniacal Nitrogen as N	mg/kg	12		-	-	-	-	-	-	-	-	-	-	-	-	
	Cyanide (Free)	mg/kg	1		<1	<1	<1	<1	<1	<1	<1	<1	<1	<1	<1	<1	
	Cyanide Total	mg/kg	1		<1	<1	<1	<1	<1	<1	<1	<1	<1	<1	<1	<1	
	cyanides-complex	mg/kg	1		<1	<1	<1	<1	<1	<1	<1	<1	<1	<1	<1	<1	
PAH	Naphthalene	mg/kg	0.009	4900	<0.009	<0.009	<0.009	<0.009	<0.009	<0.009	<0.009	<0.009	<0.009	<0.009	<0.009	<0.009	
	Acenaphthene	mg/kg	0.008	15000	<0.008	<0.008	<0.008	<0.008	<0.008	<0.008	<0.008	<0.008	<0.008	<0.008	<0.008	<0.008	
	Acenaphthylene	mg/kg	0.012	15000	<0.012	<0.012	<0.012	<0.012	<0.012	<0.012	<0.012	<0.012	<0.012	<0.012	<0.012	<0.012	
	Fluoranthene	mg/kg	0.017	3100	<0.017	<0.017	0.168	<0.017	0.0337	<0.017	<0.017	0.078	<0.017	<0.017	0.0291	<0.017	
	Anthracene	mg/kg	0.016	74000	<0.016	<0.016	<0.016	<0.016	<0.016	<0.016	<0.016	<0.016	<0.016	<0.016	<0.016	<0.016	
	Phenanthrene	mg/kg	0.015	3100	<0.015	<0.015	0.0404	<0.015	<0.015	<0.015	<0.015	0.0277	<0.015	<0.015	<0.015	<0.015	
	Fluorene	mg/kg	0.01	9900	<0.01	<0.01	<0.01	<0.01	<0.01	<0.01	<0.01	<0.01	<0.01	<0.01	<0.01	<0.01	
	Chrysene	mg/kg	0.01	57	<0.01	<0.01	0.101	<0.01	0.0198	<0.01	<0.01	0.0319	<0.01	<0.01	<0.01	<0.01	
	Pyrene	mg/kg	0.015	7400	<0.015	<0.015	0.156	<0.015	0.0288	<0.015	<0.015	0.0662	<0.015	<0.015	0.0236	<0.015	
	Benzo(a)anthracene	mg/kg	0.014	29	<0.014	<0.014	0.0912	<0.014	0.0179	<0.014	<0.014	0.0304	<0.014	<0.014	<0.014	<0.014	
	Benzo(b)fluoranthene	mg/kg	0.015	7.1	<0.015	<0.015	0.152	<0.015	0.0244	<0.015	<0.015	0.041	<0.015	<0.015	<0.015	<0.015	
	Benzo(k)fluoranthene	mg/kg	0.014	190	<0.014	<0.014	0.0527	<0.014	<0.014	<0.014	<0.014	<0.014	<0.014	<0.014	<0.014	<0.014	
	Benzo(a)pyrene	mg/kg	0.015	5.7	<0.015	<0.015	0.105	<0.015	<0.015	<0.015	<0.015	0.0255	<0.015	<0.015	<0.015	<0.015	
	Dibenz(a,h)anthracene	mg/kg	0.023	0.57	<0.023	<0.023	<0.023	<0.023	<0.023	<0.023	<0.023	<0.023	<0.023	<0.023	<0.023	<0.023	
	Benzo(g,h,i)perylene	mg/kg	0.024	640	<0.024	<0.024	0.0749	<0.024	<0.024	<0.024	<0.024	<0.024	<0.024	<0.024	<0.024	<0.024	
	Indeno(1,2,3-c,d)pyrene	mg/kg	0.018	82	<0.018	<0.018	0.0767	<0.018	<0.018	<0.018	<0.018	<0.018	<0.018	<0.018	<0.018	<0.018	
	PAH 16 Total	mg/kg	0.118		<0.118	<0.118	1.02	<0.118	0.125	<0.118	<0.118	0.301	<0.118	<0.118	<0.118	<0.118	
TPH CWG	>C5-C6 Aliphatics	mg/kg	0.01	(s0)570000[#5]	-	-	-	-	-	-	-	-	-	-	-	-	
	>C6-C8 Aliphatics	mg/kg	0.01	600000	-	-	-	-	-	-	-	-	-	-	-	-	
	>C10-C44 Aliphatics	mg/kg	5		-	-	-	-	-	-	-	-	-	-	-	-	
	>C10-C44 Aliphatics/Aromatics	mg/kg	10		-	-	-	-	-	-	-	-	-	-	-	-	
	>C8-C10 Aliphatics	mg/kg	0.01	13000	-	-	-	-	-	-	-	-	-	-	-	-	
	>C10-C12 Aliphatics	mg/kg	1	13000	-	-	-	-	-	-	-	-	-	-	-	-	
	>C12-C16 Aliphatics	mg/kg	1	13000	-	-	-	-	-	-	-	-	-	-	-	-	
	>C16-C21 Aliphatics	mg/kg	1	125000[#6]	-	-	-	-	-	-	-	-	-	-	-	-	
	>C21-C35 Aliphatics	mg/kg	1	125000[#6]	-	-	-	-	-	-	-	-	-	-	-	-	
	>C35-C44 Aliphatics	mg/kg	1	250000	-	-	-	-	-	-	-	-	-	-	-	-	
	>C5-C10 Aliphatics	mg/kg	0.05		-	-	-	-	-	-	-	-	-	-	-	-	
	>EC5-EC10 Aromatics	mg/kg	0.05		-	-	-	-	-	-	-	-	-	-	-	-	
	>EC6-EC7 Aromatics	mg/kg	0.01		-	-	-	-	-	-	-	-	-	-	-	-	
	>EC7-EC8 Aromatics	mg/kg	0.01	56000	-	-	-	-	-	-	-	-	-	-	-	-	
	>EC8-EC10 Aromatics	mg/kg	0.01	5000	-	-	-	-	-	-	-	-	-	-	-	-	
	>EC10-EC12 Aromatics	mg/kg	1	5000	-	-	-	-	-	-	-	-	-	-	-	-	
	>EC10-EC44 Aromatics	mg/kg	5		-	-	-	-	-	-	-	-	-	-	-	-	
	>EC12-EC16 Aromatics	mg/kg	1	5100	-	-	-	-	-	-	-	-	-	-	-	-	
	>EC16-EC21 Aromatics	mg/kg	1	3800	-	-	-	-	-	-	-	-	-	-	-	-	
	>EC21-EC35 Aromatics	mg/kg	1	3800	-	-	-	-	-	-	-	-	-	-	-	-	
	>EC35-EC44 Aromatics	mg/kg	1	3800	-	-	-	-	-	-	-	-	-	-	-	-	
	>EC40-EC44 Aromatics	mg/kg	1		-	-	-	-	-	-	-	-	-	-	-	-	
	TPH Aliphatics & Aromatics >C5-44	mg/kg	10		-	-	-	-	-	-	-	-	-	-	-	-	
TPH	>C5-C6	mg/kg	0.02		<0.02	<0.02	<0.02	<0.02	<0.02	<0.02	<0.02	<0.02	<0.02	<0.02	<0.02	<0.02	
	>C6-C7	mg/kg	0.02		<0.02	<0.02	<0.02	<0.02	<0.02	<0.02	<0.02	<0.02	<0.02	<0.02	<0.02	<0.02	
	>C7-C8	mg/kg	0.02		<0.02	<0.02	<0.02	<0.02	<0.02	<0.02	<0.02	<0.02	<0.02	<0.02	<0.02	<0.02	
	>C8-C10	mg/kg	0.02		<0.02	<0.02	<0.02	<0.02	<0.02	<0.02	<0.02	<0.02	<0.02	<0.02	<0.02	<0.02	
	>C10-C12	mg/kg	0.02		<0.02	<0.02	<0.02	<0.02	<0.02	<0.02	<0.02	<0.02	<0.02	<0.02	<0.02	<0.02	
	>C12-C16	mg/kg	35		<35	<35	<35	<35	<35	<35	<35	<35	<35	<35	<35	<35	
	>C16-C21	mg/kg	35		<35	<35	<35	<35	<35	<35	<35	<35	<35	<35	<35	<35	
	>C21-C28	mg/kg	35		<35	<35	<35	<35	<35	<35	<35	<35	<35	<35	<35	<35	
	>C28-C35	mg/kg	35		<35	<35	<35	<35	<35	<35	<35	<35	<35	<35	<35	<35	
	>C35-C40	mg/kg	35		<35	<35	<35	<35	<35	<35	<35	<35	<35	<35	<35	<35	
	GRO >C5-10	mg/kg	0.02		-	-	-	-	-	-	-	-	-	-	-	-	
	EPH>C5-40	mg/kg	35		-	-	-	-	-	-	-	-	-	-	-	-	
	EPH >C10-40	mg/kg	35		<35	<35	<35	<35	<35	<35	<35	<35	<35	<35	<35	<35	
	GRO >C5-12	mg/kg	0.1		<0.1	<0.1	<0.1	<0.1	<0.1	<0.1	<0.1	<0.1	<0.1	<0.1	<0.1	<0.1	
	Total Petroleum Hydrocarbons	mg/kg	35		<35	<35	<35	<35	<35	<35	<35	<35	<35	<35	<35	<35	
BTEX and MTBE	Benzene	mg/kg	0.009	72	<0.009	<0.009	<0.009	<0.009	<0.009	<0.009	<0.009	<0.009	<0.009	<0.009	<0.18	<0.009	
	Toluene	mg/kg	0.007	56000	<0.007	<0.007	<0.007	<0.007	<0.007	<0.007	<0.007	<0.007	<0.007	<0.007	<0.14	<0.007	
	Ethylbenzene	mg/kg	0.004	24000	<0.004	<0.004	<0.004	<0.004	<0.004	<0.004	<0.004	<0.004	<0.004	<0.004	<0.08	<0.004	
	Xylene (m & p)	mg/kg	0.01	41000[#7]	<0.01	<0.01	<0.01	<0.01	<0.01	<0.01	<0.01	<0.01	<0.01	<0.01	<0.2	<0.01	
	Xylene (o)	mg/kg	0.01	41000	<0.01	<0.01	<0.01	<0.01	<0.01	<0.01	<0.01	<0.01	<0.01	<0.01	<0.2	<0.01	
	Xylene Total	mg/kg	0.02		-	-	-	-	-	-	-	-	-	-	-	-	
	MTBE	mg/kg	0.01		<0.01	<0.01	<0.01	<0.01	<0.01	<0.01	<0.01	<0.01	<0.01	<0.01	<0.2	<0.01	
	Total BTEX	mg/kg	0.04		<0.04	<0.04	<0.04	<0.04	<0.04	<0.04	<0.04	<0.04	<0.04	<0.04	<0.8	<0.04	
VOC	Styrene	mg/kg	0.01		-	-	-	-	-	-	-	-	-	-	-	-	
	cis-1,3-dichloropropene	mg/kg	0.01		-	-	-	-	-	-	-	-	-	-	-	-	
	trans-1,3-dichloropropene	mg/kg	0.01		-	-	-	-	-	-	-	-	-	-	-	-	
	1,1,1,2-tetrachloroethane	mg/kg	0.01	1400	-	-	-	-	-	-	-	-	-	-	-	-	
	1,1,1-trichloroethane	mg/kg	0.007	140000	-	-	-	-	-	-	-	-	-	-	-	-	
	1,1,2,2-tetrachloroethane	mg/kg	0.01	1400	-	-	-	-	-	-	-	-	-	-	-	-	
	1,1,2-trichloroethane	mg/kg	0.01		-	-	-	-	-	-	-	-	-	-	-	-	
	1,1-dichloroethane	mg/kg	0.008		-	-	-	-	-	-	-	-	-	-	-	-	
	1,1-dichloroethene	mg/kg	0.01		-	-	-	-	-	-	-	-	-	-	-	-	
	1,1-dichloropropene	mg/kg	0.01		-	-	-	-	-	-	-	-	-	-	-	-	
	1,2,3-trichloropropane	mg/kg	0.016		-	-	-	-	-	-	-	-	-	-	-	-	
	1,2,4-trimethylbenzene	mg/kg	0.009		-	-	-	-	-	-	-	-	-	-	-	-	
	1,2-dibromo-3-chloropropane	mg/kg	0.014		-	-	-	-	-	-	-	-	-	-	-	-	
	1,2-dibromoethane	mg/kg	0.01		-	-	-	-	-	-	-	-	-	-	-	-	
	1,2-dichloroethane	mg/kg	0.005	29	-	-	-	-	-	-	-	-	-	-	-	-	
	1,2-dichloropropane	mg/kg	0.01		-	-	-	-	-	-	-	-	-	-	-	-	
	1,3,5-trimethylbenzene	mg/kg	0.008		-	-	-	-	-	-	-	-	-	-	-	-	
	1,3-dichloropropane	mg/kg	0.007		-	-	-	-	-	-	-	-	-	-	-	-	
	2,2-dichloropropane	mg/kg	0.01		-	-	-	-	-	-	-	-	-	-	-	-	
	2-chlorotoluene	mg/kg	0.009		-	-	-	-	-	-	-	-	-	-	-	-	
	4-chlorotoluene	mg/kg	0.01		-	-	-	-	-	-	-	-	-	-	-	-	
	Bromobenzene	mg/kg	0.01		-	-	-	-	-	-	-	-	-	-	-	-	
	Bromochloromethane	mg/kg	0.01		-	-	-	-	-	-	-	-	-	-	-	-	
	Bromodichloromethane	mg/kg	0.007		-	-	-	-	-	-	-	-	-	-	-	-	
	Bromoform	mg/kg	0.01		-	-	-	-	-	-	-	-	-	-	-	-	
	Bromomethane	mg/kg	0.01		-	-	-	-	-	-	-	-	-	-	-	-	
	Carbon disulfide	mg/kg	0.007	11000	-	-	-	-	-	-	-	-	-	-	-	-	
	Carbon tetrachloride	mg/kg	0.01	890	-	-	-	-	-	-	-	-	-	-	-	-	
	Chlorodibromomethane	mg/kg	0.01		-	-	-	-	-	-	-	-	-	-	-	-	
	Chloroethane	mg/kg	0.01		-	-	-	-	-	-	-	-	-	-	-	-	
	Chloroform	mg/kg	0.008	2500	-	-	-	-	-	-	-	-	-	-	-	-	

				Location_Code	TP18001	TP18001	TP18002	TP18002	TP19003	TP19003	TP19003	WS15002	WS15002	WS16001	WS18001	WS16001
				Sample_Depth_Range	0.4-0.4	1.6-1.6	0.05-0.05	0.4-0.4	0.05-0.05	1.2-1.2	1.7-1.7	0.05-0.15	1.4-1.5	0.05-0.05	0.05-0.05	0.4-0.4
				Sampled_Date_Time	10/02/2020	11/02/2020	07/02/2020	07/02/2020	12/02/2020	12/02/2020	12/02/2020	12/03/2020	12/03/2020	13/03/2020	25/03/2020	13/03/2020
				LQM S4UL Public Open Space (POS) Residential - 1% SOM (GAC)												
Chem_Group	ChemName	output unit	EQL													
	Chloromethane	mg/kg	0.007		-	-	-	-	-	-	-	-	-	-	-	-
	cis-1,2-dichloroethene	mg/kg	0.006		-	-	-	-	-	-	-	-	-	-	-	-
	Dibromomethane	mg/kg	0.009		-	-	-	-	-	-	-	-	-	-	-	-
	Dichlorodifluoromethane	mg/kg	0.006		-	-	-	-	-	-	-	-	-	-	-	-
	Dichloromethane	mg/kg	0.01		-	-	-	-	-	-	-	-	-	-	-	-
	Isopropylbenzene	mg/kg	0.005		-	-	-	-	-	-	-	-	-	-	-	-
	n-butylbenzene	mg/kg	0.011		-	-	-	-	-	-	-	-	-	-	-	-
	n-propylbenzene	mg/kg	0.01		-	-	-	-	-	-	-	-	-	-	-	-
	p-isopropyltoluene	mg/kg	0.01		-	-	-	-	-	-	-	-	-	-	-	-
	sec-butylbenzene	mg/kg	0.01		-	-	-	-	-	-	-	-	-	-	-	-
	Trichloroethene	mg/kg	0.009	120	-	-	-	-	-	-	-	-	-	-	-	-
	tert-butylbenzene	mg/kg	0.014		-	-	-	-	-	-	-	-	-	-	-	-
	Tetrachloroethene	mg/kg	0.005	1400	-	-	-	-	-	-	-	-	-	-	-	-
	trans-1,2-dichloroethene	mg/kg	0.01		-	-	-	-	-	-	-	-	-	-	-	-
	Trichlorofluoromethane	mg/kg	0.006		-	-	-	-	-	-	-	-	-	-	-	-
	Vinyl chloride	mg/kg	0.006	3.5	-	-	-	-	-	-	-	-	-	-	-	-
	tert-Amyl methyl ether	mg/kg	0.01		-	-	-	-	-	-	-	-	-	-	-	-
VOC/SVOC	1,2,3-trichlorobenzene	mg/kg	0.02	1800	-	-	-	-	-	-	-	-	-	-	-	-
	1,2,4-trichlorobenzene	mg/kg	0.02	15000	-	-	-	-	-	-	-	-	-	-	-	-
	1,2-dichlorobenzene	mg/kg	0.01	90000	-	-	-	-	-	-	-	-	-	-	-	-
	1,3-dichlorobenzene	mg/kg	0.008	300	-	-	-	-	-	-	-	-	-	-	-	-
	1,4-dichlorobenzene	mg/kg	0.005	17000	-	-	-	-	-	-	-	-	-	-	-	-
	Chlorobenzene	mg/kg	0.005	11000	-	-	-	-	-	-	-	-	-	-	-	-
	Hexachlorobutadiene	mg/kg	0.02	25	-	-	-	-	-	-	-	-	-	-	-	-
SVOC	4-bromophenyl phenyl ether	mg/kg	0.1		-	-	-	-	-	-	-	-	-	-	-	-
	4-nitroaniline	mg/kg	0.1		-	-	-	-	-	-	-	-	-	-	-	-
	4-nitrophenol	mg/kg	0.1		-	-	-	-	-	-	-	-	-	-	-	-
	2,4,5-trichlorophenol	mg/kg	0.1		-	-	-	-	-	-	-	-	-	-	-	-
	2,4,6-trichlorophenol	mg/kg	0.1		-	-	-	-	-	-	-	-	-	-	-	-
	2,4-dichlorophenol	mg/kg	0.1		-	-	-	-	-	-	-	-	-	-	-	-
	2,4-dimethylphenol	mg/kg	0.1		-	-	-	-	-	-	-	-	-	-	-	-
	2,4-dinitrotoluene	mg/kg	0.1		-	-	-	-	-	-	-	-	-	-	-	-
	2,6-dinitrotoluene	mg/kg	0.1		-	-	-	-	-	-	-	-	-	-	-	-
	2-chloronaphthalene	mg/kg	0.1		-	-	-	-	-	-	-	-	-	-	-	-
	2-chlorophenol	mg/kg	0.1		-	-	-	-	-	-	-	-	-	-	-	-
	2-methylnaphthalene	mg/kg	0.1		-	-	-	-	-	-	-	-	-	-	-	-
	2-methylphenol	mg/kg	0.1		-	-	-	-	-	-	-	-	-	-	-	-
	2-nitroaniline	mg/kg	0.1		-	-	-	-	-	-	-	-	-	-	-	-
	2-nitrophenol	mg/kg	0.1		-	-	-	-	-	-	-	-	-	-	-	-
	3-nitroaniline	mg/kg	0.1		-	-	-	-	-	-	-	-	-	-	-	-
	4-chloro-3-methylphenol	mg/kg	0.1		-	-	-	-	-	-	-	-	-	-	-	-
	4-chloroaniline	mg/kg	0.1		-	-	-	-	-	-	-	-	-	-	-	-
	4-chlorophenyl phenyl ether	mg/kg	0.1		-	-	-	-	-	-	-	-	-	-	-	-
	4-methylphenol	mg/kg	0.1		-	-	-	-	-	-	-	-	-	-	-	-
	Azobenzene	mg/kg	0.1		-	-	-	-	-	-	-	-	-	-	-	-
	Bis(2-chloroethoxy) methane	mg/kg	0.1		-	-	-	-	-	-	-	-	-	-	-	-
	Bis(2-chloroethyl)ether	mg/kg	0.1		-	-	-	-	-	-	-	-	-	-	-	-
	Bis(2-chloroisopropyl) ether	mg/kg	0.1		-	-	-	-	-	-	-	-	-	-	-	-
	Bis(2-ethylhexyl) phthalate	mg/kg	0.1		-	-	-	-	-	-	-	-	-	-	-	-
	Butyl benzyl phthalate	mg/kg	0.1		-	-	-	-	-	-	-	-	-	-	-	-
	Carbazole	mg/kg	0.1		-	-	-	-	-	-	-	-	-	-	-	-
	Dibenzofuran	mg/kg	0.1		-	-	-	-	-	-	-	-	-	-	-	-
	Diethylphthalate	mg/kg	0.1		-	-	-	-	-	-	-	-	-	-	-	-
	Dimethyl phthalate	mg/kg	0.1		-	-	-	-	-	-	-	-	-	-	-	-
	Di-n-butyl phthalate	mg/kg	0.1		-	-	-	-	-	-	-	-	-	-	-	-
	Di-n-octyl phthalate	mg/kg	0.1		-	-	-	-	-	-	-	-	-	-	-	-
	Hexachlorobenzene	mg/kg	0.05	16	-	-	-	-	-	-	-	-	-	-	-	-
	Hexachlorocyclopentadiene	mg/kg	0.1		-	-	-	-	-	-	-	-	-	-	-	-
	Hexachloroethane	mg/kg	0.1		-	-	-	-	-	-	-	-	-	-	-	-
	Isophorone	mg/kg	0.1		-	-	-	-	-	-	-	-	-	-	-	-
	Nitrobenzene	mg/kg	0.1		-	-	-	-	-	-	-	-	-	-	-	-
	N-nitrosodi-n-propylamine	mg/kg	0.1		-	-	-	-	-	-	-	-	-	-	-	-
	Pentachlorophenol	mg/kg	0.1	60	-	-	-	-	-	-	-	-	-	-	-	-
PCB	Heptachlorobiphenyl, 2,3,3,4,4,5,5- (PCB 189)	mg/kg	0.003		-	-	-	-	-	-	-	-	-	-	-	-
	Hexachlorobiphenyl, 2,3,3,4,4,5- (PCB 156)	mg/kg	0.003		-	-	-	-	-	-	-	-	-	-	-	-
	Hexachlorobiphenyl, 2,3,3,4,4,5- (PCB 157)	mg/kg	0.003		-	-	-	-	-	-	-	-	-	-	-	-
	Hexachlorobiphenyl, 2,3,4,4,5,5- (PCB 167)	mg/kg	0.003		-	-	-	-	-	-	-	-	-	-	-	-
	Hexachlorobiphenyl, 3,3,4,4,5,5- (PCB 169)	mg/kg	0.003		-	-	-	-	-	-	-	-	-	-	-	-
	PCB 101	mg/kg	0.003		-	-	-	-	-	-	-	-	-	-	-	-
	PCB 118	mg/kg	0.003		-	-	-	-	-	-	-	-	-	-	-	-
	PCB 138	mg/kg	0.003		-	-	-	-	-	-	-	-	-	-	-	-
	PCB 153	mg/kg	0.003		-	-	-	-	-	-	-	-	-	-	-	-
	PCB 180	mg/kg	0.003		-	-	-	-	-	-	-	-	-	-	-	-
	PCB 28	mg/kg	0.003		-	-	-	-	-	-	-	-	-	-	-	-
	PCB 52	mg/kg	0.003		-	-	-	-	-	-	-	-	-	-	-	-
	Pentachlorobiphenyl, 2,3,3,4,4- (PCB 105)	mg/kg	0.003		-	-	-	-	-	-	-	-	-	-	-	-
	Pentachlorobiphenyl, 2,3,4,4,5- (PCB 114)	mg/kg	0.003		-	-	-	-	-	-	-	-	-	-	-	-
	Pentachlorobiphenyl, 2,3,4,4,5- (PCB 123)	mg/kg	0.003		-	-	-	-	-	-	-	-	-	-	-	-
	Pentachlorobiphenyl, 3,3,4,4,5- (PCB 126)	mg/kg	0.003		-	-	-	-	-	-	-	-	-	-	-	-
	Tetrachlorobiphenyl, 3,3,4,4- (PCB 77)	mg/kg	0.003		-	-	-	-	-	-	-	-	-	-	-	-
	Tetrachlorobiphenyl, 3,4,4,5- (PCB 81)	mg/kg	0.003		-	-	-	-	-	-	-	-	-	-	-	-
	Total PCB 7 Congeners	mg/kg	0.021		-	-	-	-	-	-	-	-	-	-	-	-
	Total PCB WHO 12	mg/kg	0.036		-	-	-	-	-	-	-	-	-	-	-	-
Phenolics	Xylenols	mg/kg	0.015		<0.015	<0.015	<0.015	<0.015	<0.015	<0.015	<0.015	<0.015	<0.015	<0.015	<0.015	<0.015
	Cresol Total	mg/kg	0.01		<0.01	<0.01	0.0348	<0.01	<0.01	<0.01	<0.01	0.0121	<0.01	<0.01	<0.01	<0.01
	Phenol	mg/kg	0.01	(dir)760[48]	<0.01	<0.01	<0.01	<0.01	<0.01	<0.01	<0.01	<0.01	<0.01	0.0246	<0.01	<0.01
	Phenols Monohydric	mg/kg	0.035		<0.035	<0.035	<0.035	<0.035	<0.035	<0.035	<0.035	<0.035	<0.035	<0.035	<0.035	<0.035
Organotins	Dibutyltin	mg/kg			-	-	-	-	-	-	-	-	-	-	-	-
	Monophenyltin	mg/kg			-	-	-	-	-	-	-	-	-	-	-	-
	Diphenyltin	mg/kg			-	-	-	-	-	-	-	-	-	-	-	-
	Monobutyltin	mg/kg			-	-	-	-	-	-	-	-	-	-	-	-
	Tetrabutyltin	mg/kg			-	-	-	-	-	-	-	-	-	-	-	-
	Tributyltin	mg/kg			-	-	-	-	-	-	-	-	-	-	-	-
	Triphenyltin	mg/kg			-	-	-	-	-	-	-	-	-	-	-	-
Pesticides	Heptachlor epoxide	mg/kg	0.05		-	-	-	-	-	-	-	-	-	-	-	-
	2,4,5-TP (Silvex)	mg/kg			-	-	-	-	-	-	-	-	-	-	-	-
	Hedonal	mg/kg			-	-	-	-	-	-	-	-	-	-	-	-
	2,4-DDT	mg/kg	0.05		-	-	-	-	-	-	-	-	-	-	-	-
	2,4-Dichlorprop	mg/kg			-	-	-	-	-	-	-	-	-	-	-	-
	4-(2,4-Dichlorophenoxy)butyric Acid (2,4-DB)	mg/kg			-	-	-	-	-	-	-	-	-	-	-	-
	4,4-DDE	mg/kg	0.05		-	-	-	-	-	-	-	-	-	-	-	-
	a-BHC	mg/kg	0.05	24	-	-	-	-	-	-	-	-	-	-	-	-
	Aldrin	mg/kg	0.05	18	-	-	-	-	-	-	-	-	-	-	-	-
	Atrazine	mg/kg	0.05	1200	-	-	-	-	-	-	-	-	-	-	-	-
	Azinophos methyl	mg/kg	0.05		-	-	-	-	-	-	-	-	-	-	-	-
	b-BHC	mg/kg	0.05	8.1	-	-	-	-	-	-	-	-	-	-	-	-
	Bentazone	mg/kg			-	-	-	-	-	-	-	-	-	-	-	-
	Chlordane (cis)	mg/kg	0.05		-	-	-	-	-	-	-	-	-	-	-	-
	Chlordane (trans)	mg/kg	0.05		-	-	-	-	-	-	-	-	-	-	-	-
	Chlorfenvinphos	mg/kg	0.05		-	-	-	-	-	-	-	-	-	-	-	-
	Chlorotoluron	mg/kg			-	-	-	-	-	-	-	-	-	-	-	-
	Chlorpyrifos-methyl	mg/kg	0.05		-	-	-	-	-	-	-	-	-	-	-	-
	Cyanazine	mg/kg			-	-	-	-	-	-	-	-	-	-	-	-
	d-BHC	mg/kg	0.05		-	-	-	-	-	-	-	-	-	-	-	-
	DDD	mg/kg	0.05		-	-	-	-	-	-	-	-	-	-	-	-
	DDT	mg/kg	0.05		-	-	-	-	-	-	-	-	-	-	-	-
	Diazinon	mg/kg	0.05		-	-	-	-	-	-	-	-	-	-	-	-
	Dichlorvos	mg/kg	0.05	16	-	-	-	-	-	-	-	-	-	-	-	-
	Dieldrin	mg/kg	0.05	18	-	-	-	-	-	-	-	-	-	-	-	-

				Location_Code	TP18001	TP18001	TP18002	TP18002	TP19003	TP19003	TP19003	WS15002	WS15002	WS16001	WS18001	WS16001								
				Sample_Depth_Range	0.4-0.4	1.6-1.6	0.05-0.05	0.4-0.4	0.05-0.05	1.2-1.2	1.7-1.7	0.05-0.15	1.4-1.5	0.05-0.05	0.05-0.05	0.4-0.4								
				Sampled_Date_Time	10/02/2020	11/02/2020	07/02/2020	07/02/2020	12/02/2020	12/02/2020	12/02/2020	12/03/2020	12/03/2020	13/03/2020	25/03/2020	13/03/2020								
				LQM S4UL Public Open Space (POS) Residential - 1% SOM (GAC)																				
Chem_Group	ChemName	output unit	EQL																					
	Dimethoate	mg/kg	0.05		-	-	-	-	-	-	-	-	-	-	-	-								
	Diuron	mg/kg			-	-	-	-	-	-	-	-	-	-	-	-								
	Endosulfan I	mg/kg	0.05	1200	-	-	-	-	-	-	-	-	-	-	-	-								
	Endosulfan II	mg/kg	0.05		-	-	-	-	-	-	-	-	-	-	-	-								
	Endrin	mg/kg	0.05		-	-	-	-	-	-	-	-	-	-	-	-								
	Fenitrothion	mg/kg	0.05		-	-	-	-	-	-	-	-	-	-	-	-								
	Fenthion	mg/kg	0.05		-	-	-	-	-	-	-	-	-	-	-	-								
	Fluroxypyr	mg/kg			-	-	-	-	-	-	-	-	-	-	-	-								
	g-BHC (Lindane)	mg/kg	0.05	8.2	-	-	-	-	-	-	-	-	-	-	-	-								
	Heptachlor	mg/kg	0.05		-	-	-	-	-	-	-	-	-	-	-	-								
	Isodrin	mg/kg	0.05		-	-	-	-	-	-	-	-	-	-	-	-								
	Isoproturon	mg/kg			-	-	-	-	-	-	-	-	-	-	-	-								
	Linuron	mg/kg			-	-	-	-	-	-	-	-	-	-	-	-								
	Malathion	mg/kg	0.05		-	-	-	-	-	-	-	-	-	-	-	-								
	2-Methyl-4-chlorophenoxyacetic acid	mg/kg			-	-	-	-	-	-	-	-	-	-	-	-								
	2-Methyl-4-Chlorophenoxy Butanoic Acid	mg/kg			-	-	-	-	-	-	-	-	-	-	-	-								
	Mecoprop	mg/kg			-	-	-	-	-	-	-	-	-	-	-	-								
	Methoxychlor	mg/kg	0.05		-	-	-	-	-	-	-	-	-	-	-	-								
	Methyl parathion	mg/kg	0.05		-	-	-	-	-	-	-	-	-	-	-	-								
	Mevinphos (Phosdrin)	mg/kg	0.05		-	-	-	-	-	-	-	-	-	-	-	-								
	o,p-DDD	mg/kg	0.05		-	-	-	-	-	-	-	-	-	-	-	-								
	o,p'-DDE	mg/kg	0.05		-	-	-	-	-	-	-	-	-	-	-	-								
	Parathion	mg/kg	0.05		-	-	-	-	-	-	-	-	-	-	-	-								
	Pendimethalin	mg/kg	0.05		-	-	-	-	-	-	-	-	-	-	-	-								
	Phorate	mg/kg	0.05		-	-	-	-	-	-	-	-	-	-	-	-								
	Prometryn	mg/kg	0.05		-	-	-	-	-	-	-	-	-	-	-	-								
	Pronamide	mg/kg	0.05		-	-	-	-	-	-	-	-	-	-	-	-								
	Propazine	mg/kg	0.05		-	-	-	-	-	-	-	-	-	-	-	-								
	Simazine	mg/kg	0.05		-	-	-	-	-	-	-	-	-	-	-	-								
	Terbutryn	mg/kg	0.05		-	-	-	-	-	-	-	-	-	-	-	-								
	Terbutylazine	mg/kg	0.05		-	-	-	-	-	-	-	-	-	-	-	-								
	Triadimefon	mg/kg	0.05		-	-	-	-	-	-	-	-	-	-	-	-								
	Triclopyr	mg/kg			-	-	-	-	-	-	-	-	-	-	-	-								
	Trifluralin	mg/kg	0.05		-	-	-	-	-	-	-	-	-	-	-	-								
SVOC TIC	SVOC TICS - Detect	Detect			-	-	-	-	-	-	-	-	-	-	-	-								
	SVOC Tentatively Identified Compounds	mg/kg	0.1		-	-	-	-	-	-	-	-	-	-	-	-								
VOC TIC	VOC TICs - Detect	Detect			-	-	-	-	-	-	-	-	-	-	-	-								
	VOC Tentatively Identified Compounds	mg/kg	0.01		-	-	-	-	-	-	-	-	-	-	-	-								
Other	Temperature	°C			0.4	8.8	11.2	17.3	18.1	17.8	15.1	18.4	16.8	16.1	16.1	17.9								
	Conductivity @ 20oC	µS/cm	14		126 - 264	3320 - 3420	371 - 392	1060 - 1120	371 - 389	210 - 213	465 - 481	89.2 - 100	537 - 817	89.1 - 95.6	143 - 168	300 - 356								
	Moisture Content (dried @35oC)	%			18	17	14	10	19	9.8	19	17	14	19	27	16								
	pH (Lab)	pH_Units	1		7.73 - 9.42	8.06 - 8.6	8.4 - 8.71	8.36 - 8.57	7.84 - 8.74	8.73 - 8.86	8.56 - 8.84	6.59 - 8.22	8.31 - 8.7	6.8 - 8.8	7.44 - 8.18	8.27 - 8.65								
	Total Organic Carbon	%	0.2		0.399	<0.2	1.48	0.518	1.11	0.217	<0.2	1.1	<0.2	1.37	2.07	<0.2								

Environmental Standards Comments
#1:GAC is only presented as speciated chromium. 7.7mg/kg is used for hexavalent. If hexavalent chromium (CrVI) data is available, a value of 1,500mg/kg may be appropriate for the remaining trivalent chromium (CrIII).
#2:C4SL for lead adopted
#3:GAC only presented as speciated mercury. 16mg/kg is used for elemental mercury. If the CSM indicates that elemental mercury is not a CoC and mercury is present in an inorganic form, a value of 120mg/kg for inorganic mercury may be appropriate
#4:Updated S4UL for nickel
#5:S4UL exceeds solubility saturation limit
#6:Criteria derived for Ali>C16-C35 split between Ali>C16-21 & Ali>C21-35. Requires summation of fractions to use Ali>C16-C35 criteria.
#7:Criteria presented is for p-xylene. A separate value is presented for o-xylene.
#8:S4UL based on a threshold protective of direct skin contact with phenol

Key
27.8 Result exceeds GAC

Notes
Where a range is given a determinand has been analysed for by more than one method

				Location_Code	WS18001	WS16002	WS16002	WS16002	WS16003	WS16005	WS16005	WS16007	WS16007	WS16007	WS16008	WS16009
				Sample_Depth_Range	0.6-0.6	0.05-0.15	1-1.1	2.1-2.3	0.05-0.15	0.05-0.05	0.05-0.05	0.05-0.05	0.3-0.3	1.25-1.25	0.05-0.05	0.05-0.05
				Sampled_Date_Time	25/03/2020	06/03/2020	06/03/2020	09/03/2020	11/03/2020	18/03/2020	18/03/2020	16/03/2020	16/03/2020	16/03/2020	17/03/2020	19/03/2020
Chem_Group	ChemName	output unit	EQL	LQM S4UL Public Open Space (POS) Residential - 1% SOM (GAC)												
Metals	Antimony	mg/kg	0.6	-	-	-	-	-	-	-	-	-	-	-	-	-
	Arsenic	mg/kg	0.6	79	7.86	10.3	13.7	13.8	13.3	14.3	13.6	14.7	11.5	13.4	12.3	14.5
	Boron	mg/kg	1	21000	1.07	1.11	2.39	2.06	<1	1.38	1.61	1.53	1.31	1.88	<1	1.45
	Cadmium	mg/kg	0.02	120	<0.02	0.203	<0.02	0.0944	0.374	0.392	0.174	0.563	0.382	0.235	0.457	0.587
	Chromium (hexavalent)	mg/kg	0.6	7.7	<0.6	<0.6	<0.6	<0.6	<0.6	<0.6	<0.6	<0.6	<0.6	<0.6	<0.6	<0.6
	Chromium	mg/kg	0.9	[#1]	44.8	33.6	54.7	43.9	29	55.5	55.2	17.8	15.6	40.3	36.1	46.6
	Copper	mg/kg	1.4	12000	17.5	17.2	31.9	37	20.9	28.5	28.2	28.8	21.5	27.5	21.5	26.7
	Lead	mg/kg	0.7	630[#2]	13.6	26.8	18	72.8	39.4	27.3	22.2	56.8	258	12.6	29	34.7
	Mercury	mg/kg	0.14	[#3]	<0.14	<0.14	<0.14	<0.14	<0.14	<0.14	<0.14	<0.14	<0.14	<0.14	<0.14	<0.14
	Molybdenum	mg/kg	0.1	-	-	-	-	-	-	-	-	-	-	-	-	-
	Nickel	mg/kg	0.2	230[#4]	19	19.5	42.9	45.2	23.5	33.7	32.6	25.2	16.3	43.7	27.7	36.8
	Selenium	mg/kg	1	1100	<1	<1	<1	<1	<1	<1	<1	<1	<1	<1	<1	<1
	Vanadium	mg/kg	0.2	2000	-	-	-	-	-	-	-	-	-	-	-	-
	Zinc	mg/kg	1.9	81000	68.9	60	85.8	99.9	66.7	125	117	191	181	77	90.6	135
Asbestos	Anthophyllite	Detect			0	0	0	0	0	0	0	0	0	0	0	0
	Asbestos: Actinolite	Detect			0	0	0	0	0	0	0	0	0	0	0	0
	Crocidolite Asbestos	Detect			0	0	0	0	0	0	0	0	0	0	0	0
	Chrysotile Asbestos	Detect			0	0	0	0	0	0	0	0	0	0	0	0
	Amosite Asbestos	Detect			0	0	0	0	0	0	0	0	0	0	0	0
	Non-Asbestos Fibre	Detect			0	0	0	0	0	0	0	0	0	0	0	0
	Tremolite	Detect			0	0	0	0	0	0	0	0	0	0	0	0
Inorganics	Ammoniacal Nitrogen as N	mg/kg	12		-	-	-	-	-	-	-	-	-	-	-	-
	Cyanide (Free)	mg/kg	1		<1	<1	<1	<1	<1	<1	<1	<1	<1	<1	<1	<1
	Cyanide Total	mg/kg	1		<1	<1	<1	<1	<1	5.45	<1	<1	<1	<1	<1	<1
	cyanides-complex	mg/kg	1		<1	<1	<1	<1	<1	5.31	<1	<1	<1	<1	<1	<1
PAH	Naphthalene	mg/kg	0.009	4900	<0.009	<0.009	<0.009	<0.009	<0.009	<0.009	<0.009	<0.009	<0.009	<0.009	<0.009	<0.009
	Acenaphthene	mg/kg	0.008	15000	<0.008	<0.008	<0.008	<0.008	<0.008	<0.008	<0.008	<0.008	0.0291	<0.008	<0.008	<0.008
	Acenaphthylene	mg/kg	0.012	15000	<0.012	<0.012	<0.012	<0.012	<0.012	<0.012	<0.012	0.0242	0.0746	<0.012	<0.012	<0.012
	Fluoranthene	mg/kg	0.017	3100	<0.017	<0.017	<0.017	<0.017	0.0362	<0.017	<0.017	0.487	1.67	<0.017	<0.017	<0.017
	Anthracene	mg/kg	0.016	74000	<0.016	<0.016	<0.016	<0.016	<0.016	<0.016	<0.016	0.0296	0.135	<0.016	<0.016	<0.016
	Phenanthrene	mg/kg	0.015	3100	<0.015	<0.015	<0.015	<0.015	<0.015	<0.015	<0.015	0.135	0.616	<0.015	<0.015	<0.015
	Fluorene	mg/kg	0.01	9900	<0.01	<0.01	<0.01	<0.01	<0.01	<0.01	<0.01	<0.01	0.0401	<0.01	<0.01	<0.01
	Chrysene	mg/kg	0.01	57	<0.01	<0.01	<0.01	<0.01	0.0209	<0.01	<0.01	0.287	0.718	<0.01	<0.01	<0.01
	Pyrene	mg/kg	0.015	7400	<0.015	<0.015	<0.015	<0.015	0.029	<0.015	<0.015	0.421	1.35	<0.015	<0.015	<0.015
	Benzo(a)anthracene	mg/kg	0.014	29	<0.014	<0.014	<0.014	<0.014	0.0191	<0.014	<0.014	0.268	0.696	<0.014	<0.014	<0.014
	Benzo(b)fluoranthene	mg/kg	0.015	7.1	<0.015	<0.015	<0.015	<0.015	0.0309	<0.015	<0.015	0.452	1.05	<0.015	<0.015	<0.015
	Benzo(k)fluoranthene	mg/kg	0.014	190	<0.014	<0.014	<0.014	<0.014	<0.014	<0.014	<0.014	0.136	0.373	<0.014	<0.014	<0.014
	Benzo(a)pyrene	mg/kg	0.015	5.7	<0.015	<0.015	<0.015	<0.015	<0.015	<0.015	<0.015	0.287	0.727	<0.015	<0.015	<0.015
	Dibenz(a,h)anthracene	mg/kg	0.023	0.57	<0.023	<0.023	<0.023	<0.023	<0.023	<0.023	<0.023	0.0331	0.082	<0.023	<0.023	<0.023
	Benzo(g,h,i)perylene	mg/kg	0.024	640	<0.024	<0.024	<0.024	<0.024	<0.024	<0.024	<0.024	0.209	0.498	<0.024	<0.024	<0.024
	Indeno(1,2,3-c,d)pyrene	mg/kg	0.018	82	<0.018	<0.018	<0.018	<0.018	<0.018	<0.018	<0.018	0.212	0.517	<0.018	<0.018	<0.018
	PAH 16 Total	mg/kg	0.118		<0.118	<0.118	<0.118	<0.118	0.136	<0.118	<0.118	2.98	-	-	<0.118	<0.118
TPH CWG	>C5-C6 Aliphatics	mg/kg	0.01	(sol)57000[#5]	-	-	-	-	-	-	-	-	-	-	-	-
	>C6-C8 Aliphatics	mg/kg	0.01	600000	-	-	-	-	-	-	-	-	-	-	-	-
	>C10-C44 Aliphatics	mg/kg	5		-	-	-	-	-	-	-	-	-	-	-	-
	>C10-C44 Aliphatics/Aromatics	mg/kg	10		-	-	-	-	-	-	-	-	-	-	-	-
	>C8-C10 Aliphatics	mg/kg	0.01	13000	-	-	-	-	-	-	-	-	-	-	-	-
	>C10-C12 Aliphatics	mg/kg	1	13000	-	-	-	-	-	-	-	-	-	-	-	-
	>C12-C16 Aliphatics	mg/kg	1	13000	-	-	-	-	-	-	-	-	-	-	-	-
	>C16-C21 Aliphatics	mg/kg	1	125000[#6]	-	-	-	-	-	-	-	-	-	-	-	-
	>C21-C35 Aliphatics	mg/kg	1	125000[#6]	-	-	-	-	-	-	-	-	-	-	-	-
	>C35-C44 Aliphatics	mg/kg	1	250000	-	-	-	-	-	-	-	-	-	-	-	-
	>C5-C10 Aliphatics	mg/kg	0.05		-	-	-	-	-	-	-	-	-	-	-	-
	>EC5-EC10 Aromatics	mg/kg	0.05		-	-	-	-	-	-	-	-	-	-	-	-
	>EC6-EC7 Aromatics	mg/kg	0.01		-	-	-	-	-	-	-	-	-	-	-	-
	>EC7-EC8 Aromatics	mg/kg	0.01	56000	-	-	-	-	-	-	-	-	-	-	-	-
	>EC8-EC10 Aromatics	mg/kg	0.01	5000	-	-	-	-	-	-	-	-	-	-	-	-
	>EC10-EC12 Aromatics	mg/kg	1	5000	-	-	-	-	-	-	-	-	-	-	-	-
	>EC10-EC44 Aromatics	mg/kg	5		-	-	-	-	-	-	-	-	-	-	-	-
	>EC12-EC16 Aromatics	mg/kg	1	5100	-	-	-	-	-	-	-	-	-	-	-	-
	>EC16-EC21 Aromatics	mg/kg	1	3800	-	-	-	-	-	-	-	-	-	-	-	-
	>EC21-EC35 Aromatics	mg/kg	1	3800	-	-	-	-	-	-	-	-	-	-	-	-
	>EC35-EC44 Aromatics	mg/kg	1	3800	-	-	-	-	-	-	-	-	-	-	-	-
	>EC40-EC44 Aromatics	mg/kg	1		-	-	-	-	-	-	-	-	-	-	-	-
	TPH Aliphatics & Aromatics >C5-44	mg/kg	10		-	-	-	-	-	-	-	-	-	-	-	-
TPH	>C5-C6	mg/kg	0.02		<0.02	<0.02	<0.02	<0.02	<0.02	<0.02	<0.02	<0.02	<0.02	<0.02	<0.02	<0.02
	>C6-C7	mg/kg	0.02		<0.02	<0.02	<0.02	<0.02	<0.02	<0.02	<0.02	<0.02	<0.02	<0.02	<0.02	<0.02
	>C7-C8	mg/kg	0.02		<0.02	<0.02	<0.02	<0.02	<0.02	<0.02	<0.02	<0.02	<0.02	<0.02	<0.02	<0.02
	>C8-C10	mg/kg	0.02		<0.02	<0.02	<0.02	<0.02	<0.02	<0.02	<0.02	<0.02	<0.02	<0.02	<0.02	<0.02
	>C10-C12	mg/kg	0.02		<0.02	<0.02	<0.02	<0.02	<0.02	<0.02	<0.02	<0.02	<0.02	<0.02	<0.02	<0.02
	>C12-C16	mg/kg	35		<35	<35	<35	<35	<35	<35	<35	<35	<35	<35	<35	<35
	>C16-C21	mg/kg	35		<35	<35	<35	<35	<35	<35	<35	<35	<35	<35	<35	<35
	>C21-C28	mg/kg	35		<35	<35	<35	<35	<35	<35	<35	<35	<35	<35	<35	<35
	>C28-C35	mg/kg	35		<35	<35	<35	<35	<35	<35	<35	41.1	<35	<35	<35	<35
	>C35-C40	mg/kg	35		<35	<35	<35	<35	<35	<35	<35	<35	<35	<35	<35	<35
	GRO >C5-10	mg/kg	0.02		-	-	-	-	-	-	-	-	-	-	-	-
	EPH>C5-40	mg/kg	35		-	-	-	-	-	-	-	-	-	-	-	-
	EPH >C10-40	mg/kg	35		<35	<35	<35	<35	<35	<35	<35	74.1	84.9	<35	<35	<35
	GRO >C5-12	mg/kg	0.1		<0.1	<0.1	<0.1	<0.1	<0.1	<0.1	<0.1	<0.1	<0.1	<0.1	<0.1	<0.1
	Total Petroleum Hydrocarbons	mg/kg	35		<35	<35	<35	<35	<35	<35	<35	74.1	84.9	<35	<35	<35
BTEX and MTBE	Benzene	mg/kg	0.009	72	<0.009	<0.09	<0.009	<0.009	<0.009	<0.18	<0.009	<0.18	<0.009	<0.009	<0.18	<0.18
	Toluene	mg/kg	0.007	56000	<0.007	<0.07	<0.007	<0.007	<0.007	<0.14	<0.007	<0.14	<0.007	<0.007	<0.14	<0.14
	Ethylbenzene	mg/kg	0.004	24000	<0.004	<0.04	<0.004	<0.004	<0.004	<0.08	<0.004	<0.08	<0.004	<0.004	<0.08	<0.08
	Xylene (m & p)	mg/kg	0.01	41000[#7]	<0.01	<0.1	<0.01	<0.01	<0.01	<0.2	<0.01	<0.2	<0.01	<0.01	<0.2	<0.2
	Xylene (o)	mg/kg	0.01	41000	<0.01	<0.1	<0.01	<0.01	<0.01	<0.2	<0.01	<0.2	<0.01	<0.01	<0.2	<0.2
	Xylene Total	mg/kg	0.02		-	-	-	-	-	-	-	-	-	-	-	-
	MTBE	mg/kg	0.01		<0.01	<0.1	<0.01	<0.01	<0.01	<0.2	<0.01	<0.2	<0.01	<0.01	<0.2	<0.2
	Total BTEX	mg/kg	0.04		<0.04	<0.4	<0.04	<0.04	<0.04	<0.8	<0.04	<0.8	<0.04	<0.04	<0.8	<0.8
VOC	Styrene	mg/kg	0.01		-	-	-	-	-	-	-	-	-	<0.01	-	-
	cis-1,3-dichloropropene	mg/kg	0.01		-	-	-	-	-	-	-	-	-	<0.01	-	-
	trans-1,3-dichloropropene	mg/kg	0.01		-	-	-	-	-	-	-	-	-	<0.01	-	-
	1,1,1,2-tetrachloroethane	mg/kg	0.01	1400	-	-	-	-	-	-	-	-	-	<0.01	-	-
	1,1,1-trichloroethane	mg/kg	0.007	140000	-	-	-	-	-	-	-	-	-	<0.007	-	-
	1,1,2,2-tetrachloroethane	mg/kg	0.01	1400	-	-	-	-	-	-	-	-	-	<0.01	-	-
	1,1,2-trichloroethane	mg/kg	0.01		-	-	-	-	-	-	-	-	-	<0.01	-	-
	1,1-dichloroethane	mg/kg	0.008		-	-	-	-	-	-	-	-	-	<0.008	-	-
	1,1-dichloroethene	mg/kg	0.01		-	-	-	-	-	-	-	-	-	<0.01	-	-
	1,1-dichloropropene	mg/kg	0.01		-	-	-	-	-	-	-	-	-	<0.01	-	-
	1,2,3-trichloropropane	mg/kg	0.016		-	-	-	-	-	-	-	-	-	<0.016	-	-
	1,2,4-trimethylbenzene	mg/kg	0.009		-	-	-	-	-	-	-	-	-	<0.009	-	-
	1,2-dibromo-3-chloropropane	mg/kg	0.014		-	-	-	-	-	-	-	-	-	<0.014	-	-
	1,2-dibromoethane	mg/kg	0.01		-	-	-	-	-	-	-	-	-	<0.01	-	-
	1,2-dichloroethane	mg/kg	0.005	29	-	-	-	-	-	-	-	-	-	<0.005	-	-
	1,2-dichloropropane	mg/kg	0.01		-	-	-	-	-	-	-	-	-	<0.01	-	-
	1,3,5-trimethylbenzene	mg/kg	0.008		-	-	-	-	-	-	-	-	-	<0.008	-	-
	1,3-dichloropropane	mg/kg	0.007		-	-	-	-	-	-	-	-	-	<0.007	-	-
	2,2-dichloropropane	mg/kg	0.01		-	-	-	-	-	-	-	-	-	<0.01	-	-
	2-chlorotoluene	mg/kg	0.009		-	-	-	-	-	-	-	-	-	<0.009	-	-
	4-chlorotoluene	mg/kg	0.01		-	-	-	-	-	-	-	-	-	<0.01	-	-
	Bromobenzene	mg/kg	0.01		-	-	-	-	-	-	-	-	-	<0.01	-	-
	Bromochloromethane	mg/kg	0.01		-	-	-	-	-	-	-	-	-	<0.01	-	-
	Bromodichloromethane	mg/kg	0.007		-	-	-	-	-	-	-	-	-	<0.007	-	-
	Bromoform	mg/kg	0.01		-	-	-	-	-	-	-	-	-	<0.01	-	-
	Bromomethane	mg/kg	0.01		-	-	-	-	-	-	-	-	-	<0.01	-	-
	Carbon disulfide	mg/kg	0.007	11000	-	-	-	-	-	-	-	-	-	<0.007	-	-
	Carbon tetrachloride	mg/kg	0.01	890	-	-	-	-	-	-	-	-	-	<0.01	-	-
	Chlorodibromomethane	mg/kg	0.01		-	-	-	-	-	-	-	-	-	<0.01	-	-
	Chloroethane	mg/kg	0.01		-	-	-	-	-	-	-	-	-	<0.01	-	-
	Chloroform	mg/kg	0.008	2500	-	-	-	-	-	-	-	-	-	<0.008	-	-

				Location_Code	WS18001	WS16002	WS16002	WS16002	WS16003	WS16005	WS16005	WS16007	WS16007	WS16007	WS16008	WS16009
				Sample_Depth_Range	0.6-0.6	0.05-0.15	1-1.1	2.1-2.3	0.05-0.15	0.05-0.05	0.05-0.05	0.05-0.05	0.3-0.3	1.25-1.25	0.05-0.05	0.05-0.05
				Sampled_Date_Time	25/03/2020	06/03/2020	06/03/2020	09/03/2020	11/03/2020	18/03/2020	18/03/2020	16/03/2020	16/03/2020	16/03/2020	17/03/2020	19/03/2020
				LQM S4UL Public Open Space (POS) Residential - 1% SOM (GAC)												
Chem_Group	ChemName	output unit	EQL													
	Chloromethane	mg/kg	0.007		-	-	-	-	-	-	-	-	-	<0.007	-	-
	cis-1,2-dichloroethene	mg/kg	0.006		-	-	-	-	-	-	-	-	-	<0.006	-	-
	Dibromomethane	mg/kg	0.009		-	-	-	-	-	-	-	-	-	<0.009	-	-
	Dichlorodifluoromethane	mg/kg	0.006		-	-	-	-	-	-	-	-	-	<0.006	-	-
	Dichloromethane	mg/kg	0.01		-	-	-	-	-	-	-	-	-	<0.01	-	-
	Isopropylbenzene	mg/kg	0.005		-	-	-	-	-	-	-	-	-	<0.005	-	-
	n-butylbenzene	mg/kg	0.011		-	-	-	-	-	-	-	-	-	<0.011	-	-
	n-propylbenzene	mg/kg	0.01		-	-	-	-	-	-	-	-	-	<0.01	-	-
	p-isopropyltoluene	mg/kg	0.01		-	-	-	-	-	-	-	-	-	<0.01	-	-
	sec-butylbenzene	mg/kg	0.01		-	-	-	-	-	-	-	-	-	<0.01	-	-
	Trichloroethene	mg/kg	0.009	120	-	-	-	-	-	-	-	-	-	<0.009	-	-
	tert-butylbenzene	mg/kg	0.014		-	-	-	-	-	-	-	-	-	<0.014	-	-
	Tetrachloroethene	mg/kg	0.005	1400	-	-	-	-	-	-	-	-	-	<0.005	-	-
	trans-1,2-dichloroethene	mg/kg	0.01		-	-	-	-	-	-	-	-	-	<0.01	-	-
	Trichlorofluoromethane	mg/kg	0.006		-	-	-	-	-	-	-	-	-	<0.006	-	-
	Vinyl chloride	mg/kg	0.006	3.5	-	-	-	-	-	-	-	-	-	<0.006	-	-
	tert-Amyl methyl ether	mg/kg	0.01		-	-	-	-	-	-	-	-	-	<0.01	-	-
VOC/SVOC	1,2,3-trichlorobenzene	mg/kg	0.02	1800	-	-	-	-	-	-	-	-	-	<0.02	-	-
	1,2,4-trichlorobenzene	mg/kg	0.02	15000	-	-	-	-	-	-	-	-	-	<0.02	-	-
	1,2-dichlorobenzene	mg/kg	0.01	90000	-	-	-	-	-	-	-	-	-	<0.01	-	-
	1,3-dichlorobenzene	mg/kg	0.008	300	-	-	-	-	-	-	-	-	-	<0.008	-	-
	1,4-dichlorobenzene	mg/kg	0.005	17000	-	-	-	-	-	-	-	-	-	<0.005	-	-
	Chlorobenzene	mg/kg	0.005	11000	-	-	-	-	-	-	-	-	-	<0.005	-	-
	Hexachlorobutadiene	mg/kg	0.02	25	-	-	-	-	-	-	-	-	-	<0.02	-	-
SVOC	4-bromophenyl phenyl ether	mg/kg	0.1		-	-	-	-	-	-	-	-	-	<0.1	-	-
	4-nitroaniline	mg/kg	0.1		-	-	-	-	-	-	-	-	-	<0.1	-	-
	4-nitrophenol	mg/kg	0.1		-	-	-	-	-	-	-	-	-	<0.1	-	-
	2,4,5-trichlorophenol	mg/kg	0.1		-	-	-	-	-	-	-	-	-	<0.1	-	-
	2,4,6-trichlorophenol	mg/kg	0.1		-	-	-	-	-	-	-	-	-	<0.1	-	-
	2,4-dichlorophenol	mg/kg	0.1		-	-	-	-	-	-	-	-	-	<0.1	-	-
	2,4-dimethylphenol	mg/kg	0.1		-	-	-	-	-	-	-	-	-	<0.1	-	-
	2,4-dinitrotoluene	mg/kg	0.1		-	-	-	-	-	-	-	-	-	<0.1	-	-
	2,6-dinitrotoluene	mg/kg	0.1		-	-	-	-	-	-	-	-	-	<0.1	-	-
	2-chloronaphthalene	mg/kg	0.1		-	-	-	-	-	-	-	-	-	<0.1	-	-
	2-chlorophenol	mg/kg	0.1		-	-	-	-	-	-	-	-	-	<0.1	-	-
	2-methylnaphthalene	mg/kg	0.1		-	-	-	-	-	-	-	-	-	<0.1	-	-
	2-methylphenol	mg/kg	0.1		-	-	-	-	-	-	-	-	-	<0.1	-	-
	2-nitroaniline	mg/kg	0.1		-	-	-	-	-	-	-	-	-	<0.1	-	-
	2-nitrophenol	mg/kg	0.1		-	-	-	-	-	-	-	-	-	<0.1	-	-
	3-nitroaniline	mg/kg	0.1		-	-	-	-	-	-	-	-	-	<0.1	-	-
	4-chloro-3-methylphenol	mg/kg	0.1		-	-	-	-	-	-	-	-	-	<0.1	-	-
	4-chloroaniline	mg/kg	0.1		-	-	-	-	-	-	-	-	-	<0.1	-	-
	4-chlorophenyl phenyl ether	mg/kg	0.1		-	-	-	-	-	-	-	-	-	<0.1	-	-
	4-methylphenol	mg/kg	0.1		-	-	-	-	-	-	-	-	-	<0.1	-	-
	Azobenzene	mg/kg	0.1		-	-	-	-	-	-	-	-	-	<0.1	-	-
	Bis(2-chloroethoxy) methane	mg/kg	0.1		-	-	-	-	-	-	-	-	-	<0.1	-	-
	Bis(2-chloroethyl)ether	mg/kg	0.1		-	-	-	-	-	-	-	-	-	<0.1	-	-
	Bis(2-chloroisopropyl) ether	mg/kg	0.1		-	-	-	-	-	-	-	-	-	<0.1	-	-
	Bis(2-ethylhexyl) phthalate	mg/kg	0.1		-	-	-	-	-	-	-	-	-	<0.1	-	-
	Butyl benzyl phthalate	mg/kg	0.1		-	-	-	-	-	-	-	-	-	<0.1	-	-
	Carbazole	mg/kg	0.1		-	-	-	-	-	-	-	-	-	<0.1	-	-
	Dibenzofuran	mg/kg	0.1		-	-	-	-	-	-	-	-	-	<0.1	-	-
	Diethylphthalate	mg/kg	0.1		-	-	-	-	-	-	-	-	-	<0.1	-	-
	Dimethyl phthalate	mg/kg	0.1		-	-	-	-	-	-	-	-	-	<0.1	-	-
	Di-n-butyl phthalate	mg/kg	0.1		-	-	-	-	-	-	-	-	-	<0.1	-	-
	Di-n-octyl phthalate	mg/kg	0.1		-	-	-	-	-	-	-	-	-	<0.1	-	-
	Hexachlorobenzene	mg/kg	0.05	16	-	-	-	-	-	-	-	-	-	<0.1	-	-
	Hexachlorocyclopentadiene	mg/kg	0.1		-	-	-	-	-	-	-	-	-	<0.3	-	-
	Hexachloroethane	mg/kg	0.1		-	-	-	-	-	-	-	-	-	<0.1	-	-
	Isophorone	mg/kg	0.1		-	-	-	-	-	-	-	-	-	<0.1	-	-
	Nitrobenzene	mg/kg	0.1		-	-	-	-	-	-	-	-	-	<0.1	-	-
	N-nitrosodi-n-propylamine	mg/kg	0.1		-	-	-	-	-	-	-	-	-	<0.1	-	-
	Pentachlorophenol	mg/kg	0.1	60	-	-	-	-	-	-	-	-	-	<0.1	-	-
PCB	Heptachlorobiphenyl, 2,3,3,4,4,5,5- (PCB 189)	mg/kg	0.003		-	-	-	-	-	-	-	-	-	-	-	-
	Hexachlorobiphenyl, 2,3,3,4,4,5- (PCB 156)	mg/kg	0.003		-	-	-	-	-	-	-	-	-	-	-	-
	Hexachlorobiphenyl, 2,3,3,4,4,5- (PCB 157)	mg/kg	0.003		-	-	-	-	-	-	-	-	-	-	-	-
	Hexachlorobiphenyl, 2,3,4,4,5,5- (PCB 167)	mg/kg	0.003		-	-	-	-	-	-	-	-	-	-	-	-
	Hexachlorobiphenyl, 3,3,4,4,5,5- (PCB 169)	mg/kg	0.003		-	-	-	-	-	-	-	-	-	-	-	-
	PCB 101	mg/kg	0.003		-	-	-	-	-	-	-	-	-	-	-	-
	PCB 118	mg/kg	0.003		-	-	-	-	-	-	-	-	-	-	-	-
	PCB 138	mg/kg	0.003		-	-	-	-	-	-	-	-	-	-	-	-
	PCB 153	mg/kg	0.003		-	-	-	-	-	-	-	-	-	-	-	-
	PCB 180	mg/kg	0.003		-	-	-	-	-	-	-	-	-	-	-	-
	PCB 28	mg/kg	0.003		-	-	-	-	-	-	-	-	-	-	-	-
	PCB 52	mg/kg	0.003		-	-	-	-	-	-	-	-	-	-	-	-
	Pentachlorobiphenyl, 2,3,3,4,4- (PCB 105)	mg/kg	0.003		-	-	-	-	-	-	-	-	-	-	-	-
	Pentachlorobiphenyl, 2,3,4,4,5- (PCB 114)	mg/kg	0.003		-	-	-	-	-	-	-	-	-	-	-	-
	Pentachlorobiphenyl, 2,3,4,4,5- (PCB 123)	mg/kg	0.003		-	-	-	-	-	-	-	-	-	-	-	-
	Pentachlorobiphenyl, 3,3,4,4,5- (PCB 126)	mg/kg	0.003		-	-	-	-	-	-	-	-	-	-	-	-
	Tetrachlorobiphenyl, 3,3,4,4- (PCB 77)	mg/kg	0.003		-	-	-	-	-	-	-	-	-	-	-	-
	Tetrachlorobiphenyl, 3,4,4,5- (PCB 81)	mg/kg	0.003		-	-	-	-	-	-	-	-	-	-	-	-
	Total PCB 7 Congeners	mg/kg	0.021		-	-	-	-	-	-	-	-	-	-	-	-
	Total PCB WHO 12	mg/kg	0.036		-	-	-	-	-	-	-	-	-	-	-	-
Phenolics	Xylenols	mg/kg	0.015		<0.015	<0.015	<0.015	<0.015	<0.015	<0.015	<0.015	<0.015	<0.015	<0.015	<0.015	<0.015
	Cresol Total	mg/kg	0.01		<0.01	<0.01	<0.01	<0.01	<0.01	0.0124	<0.01	<0.01	0.0118	0.012	<0.01	<0.01	<0.01
	Phenol	mg/kg	0.01	(dir)760[48]	<0.01	<0.01	<0.01	<0.01	<0.01	<0.01	<0.01	<0.01	<0.01	<0.01	<0.01	<0.01
	Phenols Monohydric	mg/kg	0.035		<0.035	<0.035	<0.035	<0.035	<0.035	<0.035	<0.035	<0.035	<0.035	<0.035	<0.035	<0.035
Organotins	Dibutyltin	mg/kg			-	-	-	-	-	-	-	-	-	-	-	-
	Monophenyltin	mg/kg			-	-	-	-	-	-	-	-	-	-	-	-
	Diphenyltin	mg/kg			-	-	-	-	-	-	-	-	-	-	-	-
	Monobutyltin	mg/kg			-	-	-	-	-	-	-	-	-	-	-	-
	Tetrabutyltin	mg/kg			-	-	-	-	-	-	-	-	-	-	-	-
	Tributyltin	mg/kg			-	-	-	-	-	-	-	-	-	-	-	-
	Triphenyltin	mg/kg			-	-	-	-	-	-	-	-	-	-	-	-
Pesticides	Heptachlor epoxide	mg/kg	0.05		-	-	-	-	-	-	-	-	-	-	-	-
	2,4,5-TP (Silvex)	mg/kg			-	-	-	-	-	-	-	-	-	-	-	-
	Hedonal	mg/kg			-	-	-	-	-	-	-	-	-	-	-	-
	2,4-DDT	mg/kg	0.05		-	-	-	-	-	-	-	-	-	-	-	-
	2,4-Dichlorprop	mg/kg			-	-	-	-	-	-	-	-	-	-	-	-
	4-(2,4-Dichlorophenoxy)butyric Acid (2,4-DB)	mg/kg			-	-	-	-	-	-	-	-	-	-	-	-
	4,4-DDE	mg/kg	0.05		-	-	-	-	-	-	-	-	-	-	-	-
	a-BHC	mg/kg	0.05	24	-	-	-	-	-	-	-	-	-	-	-	-
	Aldrin	mg/kg	0.05	18	-	-	-	-	-	-	-	-	-	-	-	-
	Atrazine	mg/kg	0.05	1200	-	-	-	-	-	-	-	-	-	-	-	-
	Azinophos methyl	mg/kg	0.05		-	-	-	-	-	-	-	-	-	-	-	-
	b-BHC	mg/kg	0.05	8.1	-	-	-	-	-	-	-	-	-	-	-	-
	Bentazone	mg/kg			-	-	-	-	-	-	-	-	-	-	-	-
	Chlordane (cis)	mg/kg	0.05		-	-	-	-	-	-	-	-	-	-	-	-
	Chlordane (trans)	mg/kg	0.05		-	-	-	-	-	-	-	-	-	-	-	-
	Chlorfenvinphos	mg/kg	0.05		-	-	-	-	-	-	-	-	-	-	-	-
	Chlorotoluron	mg/kg			-	-	-	-	-	-	-	-	-	-	-	-
	Chlorpyrifos-methyl	mg/kg	0.05		-	-	-	-	-	-	-	-	-	-	-	-
	Cyanazine	mg/kg			-	-	-	-	-	-	-	-	-	-	-	-
	d-BHC	mg/kg	0.05		-	-	-	-	-	-	-	-	-	-	-	-
	DDD	mg/kg	0.05		-	-	-	-	-	-	-	-	-	-	-	-
	DDT	mg/kg	0.05		-	-	-	-	-	-	-	-	-	-	-	-
	Diazinon	mg/kg	0.05		-	-	-	-	-	-	-	-	-	-	-	-
	Dichlorvos	mg/kg	0.05	16	-	-	-	-	-	-	-	-	-	-	-	-
	Dieldrin	mg/kg	0.05	18	-	-	-	-	-	-	-	-	-	-	-	-

				Location_Code	WS18001	WS16002	WS16002	WS16002	WS16003	WS16005	WS16005	WS16007	WS16007	WS16007	WS16008	WS16009
				Sample_Depth_Range	0.6-0.6	0.05-0.15	1-1.1	2.1-2.3	0.05-0.15	0.05-0.05	0.05-0.05	0.05-0.05	0.3-0.3	1.25-1.25	0.05-0.05	0.05-0.05
				Sampled_Date_Time	25/03/2020	06/03/2020	06/03/2020	09/03/2020	11/03/2020	18/03/2020	18/03/2020	16/03/2020	16/03/2020	16/03/2020	17/03/2020	19/03/2020
				LQM S4UL Public Open Space (POS) Residential - 1% SOM (GAC)												
Chem_Group	ChemName	output unit	EQL													
	Dimethoate	mg/kg	0.05		-	-	-	-	-	-	-	-	-	-	-	-
	Diuron	mg/kg			-	-	-	-	-	-	-	-	-	-	-	-
	Endosulfan I	mg/kg	0.05	1200	-	-	-	-	-	-	-	-	-	-	-	-
	Endosulfan II	mg/kg	0.05		-	-	-	-	-	-	-	-	-	-	-	-
	Endrin	mg/kg	0.05		-	-	-	-	-	-	-	-	-	-	-	-
	Fenitrothion	mg/kg	0.05		-	-	-	-	-	-	-	-	-	-	-	-
	Fenthion	mg/kg	0.05		-	-	-	-	-	-	-	-	-	-	-	-
	Fluroxypyr	mg/kg			-	-	-	-	-	-	-	-	-	-	-	-
	g-BHC (Lindane)	mg/kg	0.05	8.2	-	-	-	-	-	-	-	-	-	-	-	-
	Heptachlor	mg/kg	0.05		-	-	-	-	-	-	-	-	-	-	-	-
	Isodrin	mg/kg	0.05		-	-	-	-	-	-	-	-	-	-	-	-
	Isoproturon	mg/kg			-	-	-	-	-	-	-	-	-	-	-	-
	Linuron	mg/kg			-	-	-	-	-	-	-	-	-	-	-	-
	Malathion	mg/kg	0.05		-	-	-	-	-	-	-	-	-	-	-	-
	2-Methyl-4-chlorophenoxyacetic acid	mg/kg			-	-	-	-	-	-	-	-	-	-	-	-
	2-Methyl-4-Chlorophenoxy Butanoic Acid	mg/kg			-	-	-	-	-	-	-	-	-	-	-	-
	Mecoprop	mg/kg			-	-	-	-	-	-	-	-	-	-	-	-
	Methoxychlor	mg/kg	0.05		-	-	-	-	-	-	-	-	-	-	-	-
	Methyl parathion	mg/kg	0.05		-	-	-	-	-	-	-	-	-	-	-	-
	Mevinphos (Phosdrin)	mg/kg	0.05		-	-	-	-	-	-	-	-	-	-	-	-
	o,p-DDD	mg/kg	0.05		-	-	-	-	-	-	-	-	-	-	-	-
	o,p'-DDE	mg/kg	0.05		-	-	-	-	-	-	-	-	-	-	-	-
	Parathion	mg/kg	0.05		-	-	-	-	-	-	-	-	-	-	-	-
	Pendimethalin	mg/kg	0.05		-	-	-	-	-	-	-	-	-	-	-	-
	Phorate	mg/kg	0.05		-	-	-	-	-	-	-	-	-	-	-	-
	Prometryn	mg/kg	0.05		-	-	-	-	-	-	-	-	-	-	-	-
	Pronamide	mg/kg	0.05		-	-	-	-	-	-	-	-	-	-	-	-
	Propazine	mg/kg	0.05		-	-	-	-	-	-	-	-	-	-	-	-
	Simazine	mg/kg	0.05		-	-	-	-	-	-	-	-	-	-	-	-
	Terbutryn	mg/kg	0.05		-	-	-	-	-	-	-	-	-	-	-	-
	Terbutylazine	mg/kg	0.05		-	-	-	-	-	-	-	-	-	-	-	-
	Triadimefon	mg/kg	0.05		-	-	-	-	-	-	-	-	-	-	-	-
	Triclopyr	mg/kg			-	-	-	-	-	-	-	-	-	-	-	-
	Trifluralin	mg/kg	0.05		-	-	-	-	-	-	-	-	-	-	-	-
SVOC TIC	SVOC TICS - Detect	Detect			-	-	-	-	-	-	-	-	-	0	-	-
	SVOC Tentatively Identified Compounds	mg/kg	0.1		-	-	-	-	-	-	-	-	-	<1	-	-
VOC TIC	VOC TICs - Detect	Detect			-	-	-	-	-	-	-	-	-	0	-	-
	VOC Tentatively Identified Compounds	mg/kg	0.01		-	-	-	-	-	-	-	-	-	-	-	-
Other	Temperature	°C			8.4	16.4	17.1	19	19.6	20	20.5	20.1	16.3	20.9	20.5	18.2 - 19.2
	Conductivity @ 20oC	µS/cm	14		250 - 276	55.7 - 69.6	1530 - 1830	2500 - 3160	224 - 230	373 - 390	417 - 427	502 - 517	591 - 629	2400	334 - 338	41.3 - 174
	Moisture Content (dried @35oC)	%			23	18	19	22	19	22	26	15	17	19	24	34
	pH (Lab)	pH_Units	1		7.84 - 8.37	6.64 - 7.99	7.72 - 8.39	7.98 - 8.29	7.73 - 8.51	7.84 - 8.68	7.96 - 8.74	7.53 - 8.56	8.64 - 8.71	8.27 - 8.58	8.06 - 8.69	7.01 - 8.85
	Total Organic Carbon	%	0.2		0.979	1.21	0.213	0.22	1.54	2.85	2.14	4.97	1.82	0.214	2.18	4.55

Environmental Standards Comments
#1:GAC is only presented as speciated chromium. 7.7mg/kg is used for hexavalent. If hexavalent chromium (CrVI) data is available, a value of 1,500mg/kg may be appropriate for the remaining trivalent chromium (CrIII).
#2:C4SL for lead adopted
#3:GAC only presented as speciated mercury. 16mg/kg is used for elemental mercury. If the CSM indicates that elemental mercury is not a CoC and mercury is present in an inorganic form, a value of 120mg/kg for inorganic mercury may be appropriate
#4:Updated S4UL for nickel
#5:S4UL exceeds solubility saturation limit
#6:Criteria derived for Ali>C16-C35 split between Ali>C16-21 & Ali>C21-35. Requires summation of fractions to use Ali>C16-C35 criteria.
#7:Criteria presented is for p-xylene. A separate value is presented for o-xylene.
#8:S4UL based on a threshold protective of direct skin contact with phenol

Key
27.8 Result exceeds GAC

Notes
Where a range is given a determinand has been analysed for by more than one method

				Location_Code	WS16009	WS16009	WS16009	WS17003	WS17003	WS17003	WS17004	WS17005	WS17005	WS17005	WS17006	WS17006
				Sample_Depth_Range	0.05-0.05	0.7-0.7	2.4-2.6	0.05-0.05	1.05-1.05	1.7-2	0.05-0.15	0.05-0.05	0.05-0.05	1.1-1.1	0.05-0.15	1.1-1.2
				Sampled_Date_Time	19/03/2020	19/03/2020	19/03/2020	20/03/2020	20/03/2020	20/03/2020	19/03/2020	23/03/2020	23/03/2020	23/03/2020	10/03/2020	10/03/2020
				LQM S4UL Public Open Space (POS) Residential - 1% SOM (GAC)												
Chem_Group	**ChemName**	**output unit**	**EQL**													
Metals	Antimony	mg/kg	0.6		-	-	-	-	-	-	-	-	-	-	-	-
	Arsenic	mg/kg	0.6	79	12.9	10.4	11.3	13.1	8.53	10.8	13.2	10.8	10.2	13.3	12	11.2
	Boron	mg/kg	1	21000	1.58	2.74	1.01	1.27	1.31	<1	1.46	1.39	1.23	1.53	1.08	<1
	Cadmium	mg/kg	0.02	120	<0.02	0.582	0.409	0.46	<0.02	0.154	0.388	<0.02	0.0398	0.0229	0.315	0.215
	Chromium (hexavalent)	mg/kg	0.6	7.7	<0.6	<0.6	<0.6	<0.6	-	<0.6	<0.6	<0.6	<0.6	<0.6	<0.6	<0.6
	Chromium	mg/kg	0.9	[#1]	44.1	51.8	35.8	43	47.3	44.4	48.4	44.9	41.9	33.5	98.7	31.5
	Copper	mg/kg	1.4	12000	23.4	30.1	26.3	23.2	24.9	16.5	24.4	28.1	25.7	31.9	23.2	14.1
	Lead	mg/kg	0.7	630[#2]	29.9	12.9	12.3	28.9	12.7	10.7	28.6	24.5	26.5	16.2	244	11.8
	Mercury	mg/kg	0.14	[#3]	<0.14	<0.14	<0.14	<0.14	<0.14	<0.14	<0.14	<0.14	<0.14	<0.14	<0.14	<0.14
	Molybdenum	mg/kg	0.1		-	-	-	-	-	-	-	-	-	-	-	-
	Nickel	mg/kg	0.2	230[#4]	32.9	45.7	34.7	33.4	29.1	20	33.4	26.5	24.3	36.7	30.2	16.5
	Selenium	mg/kg	1	1100	<1	<1	<1	<1	<1	<1	<1	<1	<1	<1	<1	<1
	Vanadium	mg/kg	0.2	2000	-	-	-	-	-	-	-	-	-	-	-	-
	Zinc	mg/kg	1.9	81000	118	181	65.9	127	66.3	78.3	116	95.9	94.3	82.8	108	47.7
Asbestos	Anthophyllite	Detect			0	0	0	0	0	0	0	0	0	0	0	0
	Asbestos: Actinolite	Detect			0	0	0	0	0	0	0	0	0	0	0	0
	Crocidolite Asbestos	Detect			0	0	0	0	0	0	0	0	0	0	0	0
	Chrysotile Asbestos	Detect			0	0	0	0	0	0	0	0	0	0	0	0
	Amosite Asbestos	Detect			0	0	0	0	0	0	0	0	0	0	0	0
	Non-Asbestos Fibre	Detect			0	0	0	0	0	0	0	0	0	0	0	0
	Tremolite	Detect			0	0	0	0	0	0	0	0	0	0	0	0
Inorganics	Ammoniacal Nitrogen as N	mg/kg	12		-	-	-	-	-	-	-	-	-	-	-	-
	Cyanide (Free)	mg/kg	1		<1	<1	<1	<1	<1	<1	<1	<1	<1	<1	<1	<1
	Cyanide Total	mg/kg	1		<1	<1	<1	<1	<1	<1	<1	<1	<1	<1	<1	<1
	cyanides-complex	mg/kg	1		<1	<1	<1	<1	<1	<1	<1	<1	<1	<1	<1	<1
PAH	Naphthalene	mg/kg	0.009	4900	<0.009	<0.009	<0.009	<0.009	<0.009	<0.009	<0.009	<0.009	<0.009	<0.009	<0.009	<0.009
	Acenaphthene	mg/kg	0.008	15000	<0.008	<0.008	<0.008	<0.008	<0.008	<0.008	<0.008	<0.008	<0.008	<0.008	<0.008	<0.008
	Acenaphthylene	mg/kg	0.012	15000	<0.012	<0.012	<0.012	<0.012	<0.012	<0.012	<0.012	<0.012	<0.012	<0.012	<0.012	<0.012
	Fluoranthene	mg/kg	0.017	3100	0.0306	<0.017	<0.017	0.0586	<0.017	<0.017	0.0315	0.027	<0.017	<0.017	0.0335	<0.017
	Anthracene	mg/kg	0.016	74000	<0.016	<0.016	<0.016	<0.016	<0.016	<0.016	<0.016	<0.016	<0.016	<0.016	<0.016	<0.016
	Phenanthrene	mg/kg	0.015	3100	<0.015	<0.015	<0.015	<0.015	<0.015	<0.015	<0.015	<0.015	<0.015	<0.015	<0.015	<0.015
	Fluorene	mg/kg	0.01	9900	<0.01	<0.01	<0.01	<0.01	<0.01	<0.01	<0.01	<0.01	<0.01	<0.01	<0.01	<0.01
	Chrysene	mg/kg	0.01	57	0.0177	<0.01	<0.01	0.0336	<0.01	<0.01	0.0165	0.0151	<0.01	<0.01	0.0173	<0.01
	Pyrene	mg/kg	0.015	7400	0.0268	<0.015	<0.015	0.052	<0.015	<0.015	0.0262	0.0222	<0.015	<0.015	0.0287	<0.015
	Benzo(a)anthracene	mg/kg	0.014	29	<0.014	<0.014	<0.014	0.0263	<0.014	<0.014	<0.014	<0.014	<0.014	<0.014	<0.014	<0.014
	Benzo(b)fluoranthene	mg/kg	0.015	7.1	0.025	<0.015	<0.015	0.0481	<0.015	<0.015	0.0221	0.0215	<0.015	<0.015	0.0269	<0.015
	Benzo(k)fluoranthene	mg/kg	0.014	190	<0.014	<0.014	<0.014	<0.014	<0.014	<0.014	<0.014	<0.014	<0.014	<0.014	<0.014	<0.014
	Benzo(a)pyrene	mg/kg	0.015	5.7	<0.015	<0.015	<0.015	0.0297	<0.015	<0.015	<0.015	<0.015	<0.015	<0.015	<0.015	<0.015
	Dibenz(a,h)anthracene	mg/kg	0.023	0.57	<0.023	<0.023	<0.023	<0.023	<0.023	<0.023	<0.023	<0.023	<0.023	<0.023	<0.023	<0.023
	Benzo(g,h,i)perylene	mg/kg	0.024	640	<0.024	<0.024	<0.024	<0.024	<0.024	<0.024	<0.024	<0.024	<0.024	<0.024	<0.024	<0.024
	Indeno(1,2,3-c,d)pyrene	mg/kg	0.018	82	<0.018	<0.018	<0.018	<0.018	<0.018	<0.018	<0.018	<0.018	<0.018	<0.018	<0.018	<0.018
	PAH 16 Total	mg/kg	0.118		<0.118	<0.118	<0.118	0.248	<0.118	-	<0.118	<0.118	<0.118	<0.118	<0.118	<0.118
TPH CWG	>C5-C6 Aliphatics	mg/kg	0.01	(sol)570000[#5]	-	-	-	-	-	-	-	-	-	-	-	-
	>C6-C8 Aliphatics	mg/kg	0.01	600000	-	-	-	-	-	-	-	-	-	-	-	-
	>C10-C44 Aliphatics	mg/kg	5		-	-	-	-	-	-	-	-	-	-	-	-
	>C10-C44 Aliphatics/Aromatics	mg/kg	10		-	-	-	-	-	-	-	-	-	-	-	-
	>C8-C10 Aliphatics	mg/kg	0.01	13000	-	-	-	-	-	-	-	-	-	-	-	-
	>C10-C12 Aliphatics	mg/kg	1	13000	-	-	-	-	-	-	-	-	-	-	-	-
	>C12-C16 Aliphatics	mg/kg	1	13000	-	-	-	-	-	-	-	-	-	-	-	-
	>C16-C21 Aliphatics	mg/kg	1	125000[#6]	-	-	-	-	-	-	-	-	-	-	-	-
	>C21-C35 Aliphatics	mg/kg	1	125000[#6]	-	-	-	-	-	-	-	-	-	-	-	-
	>C35-C44 Aliphatics	mg/kg	1	250000	-	-	-	-	-	-	-	-	-	-	-	-
	>C5-C10 Aliphatics	mg/kg	0.05		-	-	-	-	-	-	-	-	-	-	-	-
	>EC5-EC10 Aromatics	mg/kg	0.05		-	-	-	-	-	-	-	-	-	-	-	-
	>EC6-EC7 Aromatics	mg/kg	0.01		-	-	-	-	-	-	-	-	-	-	-	-
	>EC7-EC8 Aromatics	mg/kg	0.01	56000	-	-	-	-	-	-	-	-	-	-	-	-
	>EC8-EC10 Aromatics	mg/kg	0.01	5000	-	-	-	-	-	-	-	-	-	-	-	-
	>EC10-EC12 Aromatics	mg/kg	1	5000	-	-	-	-	-	-	-	-	-	-	-	-
	>EC10-EC44 Aromatics	mg/kg	5		-	-	-	-	-	-	-	-	-	-	-	-
	>EC12-EC16 Aromatics	mg/kg	1	5100	-	-	-	-	-	-	-	-	-	-	-	-
	>EC16-EC21 Aromatics	mg/kg	1	3800	-	-	-	-	-	-	-	-	-	-	-	-
	>EC21-EC35 Aromatics	mg/kg	1	3800	-	-	-	-	-	-	-	-	-	-	-	-
	>EC35-EC44 Aromatics	mg/kg	1	3800	-	-	-	-	-	-	-	-	-	-	-	-
	>EC40-EC44 Aromatics	mg/kg	1		-	-	-	-	-	-	-	-	-	-	-	-
	TPH Aliphatics & Aromatics >C5-44	mg/kg	10		-	-	-	-	-	-	-	-	-	-	-	-
TPH	>C5-C6	mg/kg	0.02		<0.02	<0.02	<0.02	<0.02	<0.02	<0.02	<0.02	<0.02	<0.02	<0.02	<0.02	<0.02
	>C6-C7	mg/kg	0.02		<0.02	<0.02	<0.02	<0.02	<0.02	<0.02	<0.02	<0.02	<0.02	<0.02	<0.02	<0.02
	>C7-C8	mg/kg	0.02		<0.02	<0.02	<0.02	<0.02	<0.02	<0.02	<0.02	<0.02	<0.02	<0.02	<0.02	<0.02
	>C8-C10	mg/kg	0.02		<0.02	<0.02	<0.02	<0.02	<0.02	<0.02	<0.02	<0.02	<0.02	<0.02	<0.02	<0.02
	>C10-C12	mg/kg	0.02		<0.02	<0.02	<0.02	<0.02	<0.02	<0.02	<0.02	<0.02	<0.02	<0.02	<0.02	<0.02
	>C12-C16	mg/kg	35		<35	<35	<35	<35	<35	<35	<35	<35	<35	<35	<35	<35
	>C16-C21	mg/kg	35		<35	<35	<35	<35	<35	<35	<35	<35	<35	<35	<35	<35
	>C21-C28	mg/kg	35		<35	<35	<35	<35	<35	<35	<35	<35	<35	<35	<35	<35
	>C28-C35	mg/kg	35		<35	43.8	<35	<35	<35	<35	<35	<35	<35	<35	<35	<35
	>C35-C40	mg/kg	35		<35	<35	<35	<35	<35	<35	<35	<35	<35	<35	<35	<35
	GRO >C5-10	mg/kg	0.02		-	-	-	-	-	-	-	-	-	-	-	-
	EPH>C5-40	mg/kg	35		-	-	-	-	-	-	-	-	-	-	-	-
	EPH >C10-40	mg/kg	35		<35	59.6	<35	<35	50.8	<35	<35	<35	<35	<35	<35	<35
	GRO >C5-12	mg/kg	0.1		<0.1	<0.1	<0.1	<0.1	<0.1	<0.1	<0.1	<0.1	<0.1	<0.1	<0.1	<0.1
	Total Petroleum Hydrocarbons	mg/kg	35		<35	59.6	<35	<35	50.8	<35	<35	<35	<35	<35	<35	<35
BTEX and MTBE	Benzene	mg/kg	0.009	72	<0.18	<0.18	<0.009	<0.18	<0.18	<0.009	<0.18	<0.18	<0.18	<0.009	<0.009	<0.009
	Toluene	mg/kg	0.007	56000	<0.14	<0.14	<0.007	<0.14	<0.14	<0.007	<0.14	<0.14	<0.14	<0.007	<0.007	<0.007
	Ethylbenzene	mg/kg	0.004	24000	<0.08	<0.08	<0.004	<0.08	<0.08	<0.004	<0.08	<0.08	<0.08	<0.004	<0.004	<0.004
	Xylene (m & p)	mg/kg	0.01	41000[#7]	<0.2	<0.2	<0.01	<0.2	<0.2	<0.01	<0.2	<0.2	<0.2	<0.01	<0.01	<0.01
	Xylene (o)	mg/kg	0.01	41000	<0.2	<0.2	<0.01	<0.2	<0.2	<0.01	<0.2	<0.2	<0.2	<0.01	<0.01	<0.01
	Xylene Total	mg/kg	0.02		-	-	-	-	-	-	-	-	-	-	-	-
	MTBE	mg/kg	0.01		<0.2	<0.2	<0.01	<0.2	<0.2	<0.01	<0.2	<0.2	<0.2	<0.01	<0.01	<0.01
	Total BTEX	mg/kg	0.04		<0.8	<0.8	<0.04	<0.8	<0.8	<0.04	<0.8	<0.8	<0.8	<0.04	<0.04	<0.04
VOC	Styrene	mg/kg	0.01		-	-	-	-	-	-	-	-	-	-	-	-
	cis-1,3-dichloropropene	mg/kg	0.01		-	-	-	-	-	-	-	-	-	-	-	-
	trans-1,3-dichloropropene	mg/kg	0.01		-	-	-	-	-	-	-	-	-	-	-	-
	1,1,1,2-tetrachloroethane	mg/kg	0.01	1400	-	-	-	-	-	-	-	-	-	-	-	-
	1,1,1-trichloroethane	mg/kg	0.007	140000	-	-	-	-	-	-	-	-	-	-	-	-
	1,1,2,2-tetrachloroethane	mg/kg	0.01	1400	-	-	-	-	-	-	-	-	-	-	-	-
	1,1,2-trichloroethane	mg/kg	0.01		-	-	-	-	-	-	-	-	-	-	-	-
	1,1-dichloroethane	mg/kg	0.008		-	-	-	-	-	-	-	-	-	-	-	-
	1,1-dichloroethene	mg/kg	0.01		-	-	-	-	-	-	-	-	-	-	-	-
	1,1-dichloropropene	mg/kg	0.01		-	-	-	-	-	-	-	-	-	-	-	-
	1,2,3-trichloropropane	mg/kg	0.016		-	-	-	-	-	-	-	-	-	-	-	-
	1,2,4-trimethylbenzene	mg/kg	0.009		-	-	-	-	-	-	-	-	-	-	-	-
	1,2-dibromo-3-chloropropane	mg/kg	0.014		-	-	-	-	-	-	-	-	-	-	-	-
	1,2-dibromoethane	mg/kg	0.01		-	-	-	-	-	-	-	-	-	-	-	-
	1,2-dichloroethane	mg/kg	0.005	29	-	-	-	-	-	-	-	-	-	-	-	-
	1,2-dichloropropane	mg/kg	0.01		-	-	-	-	-	-	-	-	-	-	-	-
	1,3,5-trimethylbenzene	mg/kg	0.008		-	-	-	-	-	-	-	-	-	-	-	-
	1,3-dichloropropane	mg/kg	0.007		-	-	-	-	-	-	-	-	-	-	-	-
	2,2-dichloropropane	mg/kg	0.01		-	-	-	-	-	-	-	-	-	-	-	-
	2-chlorotoluene	mg/kg	0.009		-	-	-	-	-	-	-	-	-	-	-	-
	4-chlorotoluene	mg/kg	0.01		-	-	-	-	-	-	-	-	-	-	-	-
	Bromobenzene	mg/kg	0.01		-	-	-	-	-	-	-	-	-	-	-	-
	Bromochloromethane	mg/kg	0.01		-	-	-	-	-	-	-	-	-	-	-	-
	Bromodichloromethane	mg/kg	0.007		-	-	-	-	-	-	-	-	-	-	-	-
	Bromoform	mg/kg	0.01		-	-	-	-	-	-	-	-	-	-	-	-
	Bromomethane	mg/kg	0.01		-	-	-	-	-	-	-	-	-	-	-	-
	Carbon disulfide	mg/kg	0.007	11000	-	-	-	-	-	-	-	-	-	-	-	-
	Carbon tetrachloride	mg/kg	0.01	890	-	-	-	-	-	-	-	-	-	-	-	-
	Chlorodibromomethane	mg/kg	0.01		-	-	-	-	-	-	-	-	-	-	-	-
	Chloroethane	mg/kg	0.01		-	-	-	-	-	-	-	-	-	-	-	-
	Chloroform	mg/kg	0.008	2500	-	-	-	-	-	-	-	-	-	-	-	-

				Location_Code	WS16009	WS16009	WS16009	WS17003	WS17003	WS17003	WS17004	WS17005	WS17005	WS17005	WS17006	WS17006
				Sample_Depth_Range	0.05-0.05	0.7-0.7	2.4-2.6	0.05-0.05	1.05-1.05	1.7-2	0.05-0.15	0.05-0.05	0.05-0.05	1.1-1.1	0.05-0.15	1.1-1.2
				Sampled_Date_Time	19/03/2020	19/03/2020	19/03/2020	20/03/2020	20/03/2020	20/03/2020	19/03/2020	23/03/2020	23/03/2020	23/03/2020	10/03/2020	10/03/2020
				LQM S4UL Public Open Space (POS) Residential - 1% SOM (GAC)												
Chem_Group	**ChemName**	**output unit**	**EQL**													
	Chloromethane	mg/kg	0.007		-	-	-	-	-	-	-	-	-	-	-	-
	cis-1,2-dichloroethene	mg/kg	0.006		-	-	-	-	-	-	-	-	-	-	-	-
	Dibromomethane	mg/kg	0.009		-	-	-	-	-	-	-	-	-	-	-	-
	Dichlorodifluoromethane	mg/kg	0.006		-	-	-	-	-	-	-	-	-	-	-	-
	Dichloromethane	mg/kg	0.01		-	-	-	-	-	-	-	-	-	-	-	-
	Isopropylbenzene	mg/kg	0.005		-	-	-	-	-	-	-	-	-	-	-	-
	n-butylbenzene	mg/kg	0.011		-	-	-	-	-	-	-	-	-	-	-	-
	n-propylbenzene	mg/kg	0.01		-	-	-	-	-	-	-	-	-	-	-	-
	p-isopropyltoluene	mg/kg	0.01		-	-	-	-	-	-	-	-	-	-	-	-
	sec-butylbenzene	mg/kg	0.01		-	-	-	-	-	-	-	-	-	-	-	-
	Trichloroethene	mg/kg	0.009	120	-	-	-	-	-	-	-	-	-	-	-	-
	tert-butylbenzene	mg/kg	0.014		-	-	-	-	-	-	-	-	-	-	-	-
	Tetrachloroethene	mg/kg	0.005	1400	-	-	-	-	-	-	-	-	-	-	-	-
	trans-1,2-dichloroethene	mg/kg	0.01		-	-	-	-	-	-	-	-	-	-	-	-
	Trichlorofluoromethane	mg/kg	0.006		-	-	-	-	-	-	-	-	-	-	-	-
	Vinyl chloride	mg/kg	0.006	3.5	-	-	-	-	-	-	-	-	-	-	-	-
	tert-Amyl methyl ether	mg/kg	0.01		-	-	-	-	-	-	-	-	-	-	-	-
VOC/SVOC	1,2,3-trichlorobenzene	mg/kg	0.02	1800	-	-	-	-	-	-	-	-	-	-	-	-
	1,2,4-trichlorobenzene	mg/kg	0.02	15000	-	-	-	-	-	-	-	-	-	-	-	-
	1,2-dichlorobenzene	mg/kg	0.01	90000	-	-	-	-	-	-	-	-	-	-	-	-
	1,3-dichlorobenzene	mg/kg	0.008	300	-	-	-	-	-	-	-	-	-	-	-	-
	1,4-dichlorobenzene	mg/kg	0.005	17000	-	-	-	-	-	-	-	-	-	-	-	-
	Chlorobenzene	mg/kg	0.005	11000	-	-	-	-	-	-	-	-	-	-	-	-
	Hexachlorobutadiene	mg/kg	0.02	25	-	-	-	-	-	-	-	-	-	-	-	-
SVOC	4-bromophenyl phenyl ether	mg/kg	0.1		-	-	-	-	-	-	-	-	-	-	-	-
	4-nitroaniline	mg/kg	0.1		-	-	-	-	-	-	-	-	-	-	-	-
	4-nitrophenol	mg/kg	0.1		-	-	-	-	-	-	-	-	-	-	-	-
	2,4,5-trichlorophenol	mg/kg	0.1		-	-	-	-	-	-	-	-	-	-	-	-
	2,4,6-trichlorophenol	mg/kg	0.1		-	-	-	-	-	-	-	-	-	-	-	-
	2,4-dichlorophenol	mg/kg	0.1		-	-	-	-	-	-	-	-	-	-	-	-
	2,4-dimethylphenol	mg/kg	0.1		-	-	-	-	-	-	-	-	-	-	-	-
	2,4-dinitrotoluene	mg/kg	0.1		-	-	-	-	-	-	-	-	-	-	-	-
	2,6-dinitrotoluene	mg/kg	0.1		-	-	-	-	-	-	-	-	-	-	-	-
	2-chloronaphthalene	mg/kg	0.1		-	-	-	-	-	-	-	-	-	-	-	-
	2-chlorophenol	mg/kg	0.1		-	-	-	-	-	-	-	-	-	-	-	-
	2-methylnaphthalene	mg/kg	0.1		-	-	-	-	-	-	-	-	-	-	-	-
	2-methylphenol	mg/kg	0.1		-	-	-	-	-	-	-	-	-	-	-	-
	2-nitroaniline	mg/kg	0.1		-	-	-	-	-	-	-	-	-	-	-	-
	2-nitrophenol	mg/kg	0.1		-	-	-	-	-	-	-	-	-	-	-	-
	3-nitroaniline	mg/kg	0.1		-	-	-	-	-	-	-	-	-	-	-	-
	4-chloro-3-methylphenol	mg/kg	0.1		-	-	-	-	-	-	-	-	-	-	-	-
	4-chloroaniline	mg/kg	0.1		-	-	-	-	-	-	-	-	-	-	-	-
	4-chlorophenyl phenyl ether	mg/kg	0.1		-	-	-	-	-	-	-	-	-	-	-	-
	4-methylphenol	mg/kg	0.1		-	-	-	-	-	-	-	-	-	-	-	-
	Azobenzene	mg/kg	0.1		-	-	-	-	-	-	-	-	-	-	-	-
	Bis(2-chloroethoxy) methane	mg/kg	0.1		-	-	-	-	-	-	-	-	-	-	-	-
	Bis(2-chloroethyl)ether	mg/kg	0.1		-	-	-	-	-	-	-	-	-	-	-	-
	Bis(2-chloroisopropyl) ether	mg/kg	0.1		-	-	-	-	-	-	-	-	-	-	-	-
	Bis(2-ethylhexyl) phthalate	mg/kg	0.1		-	-	-	-	-	-	-	-	-	-	-	-
	Butyl benzyl phthalate	mg/kg	0.1		-	-	-	-	-	-	-	-	-	-	-	-
	Carbazole	mg/kg	0.1		-	-	-	-	-	-	-	-	-	-	-	-
	Dibenzofuran	mg/kg	0.1		-	-	-	-	-	-	-	-	-	-	-	-
	Diethylphthalate	mg/kg	0.1		-	-	-	-	-	-	-	-	-	-	-	-
	Dimethyl phthalate	mg/kg	0.1		-	-	-	-	-	-	-	-	-	-	-	-
	Di-n-butyl phthalate	mg/kg	0.1		-	-	-	-	-	-	-	-	-	-	-	-
	Di-n-octyl phthalate	mg/kg	0.1		-	-	-	-	-	-	-	-	-	-	-	-
	Hexachlorobenzene	mg/kg	0.05	16	-	-	-	-	-	-	-	-	-	-	-	-
	Hexachlorocyclopentadiene	mg/kg	0.1		-	-	-	-	-	-	-	-	-	-	-	-
	Hexachloroethane	mg/kg	0.1		-	-	-	-	-	-	-	-	-	-	-	-
	Isophorone	mg/kg	0.1		-	-	-	-	-	-	-	-	-	-	-	-
	Nitrobenzene	mg/kg	0.1		-	-	-	-	-	-	-	-	-	-	-	-
	N-nitrosodi-n-propylamine	mg/kg	0.1		-	-	-	-	-	-	-	-	-	-	-	-
	Pentachlorophenol	mg/kg	0.1	60	-	-	-	-	-	-	-	-	-	-	-	-
PCB	Heptachlorobiphenyl, 2,3,3,4,4,5,5- (PCB 189)	mg/kg	0.003		-	-	-	-	-	-	-	-	-	-	-	-
	Hexachlorobiphenyl, 2,3,3,4,4,5- (PCB 156)	mg/kg	0.003		-	-	-	-	-	-	-	-	-	-	-	-
	Hexachlorobiphenyl, 2,3,3,4,4,5- (PCB 157)	mg/kg	0.003		-	-	-	-	-	-	-	-	-	-	-	-
	Hexachlorobiphenyl, 2,3,4,4,5,5- (PCB 167)	mg/kg	0.003		-	-	-	-	-	-	-	-	-	-	-	-
	Hexachlorobiphenyl, 3,3,4,4,5,5- (PCB 169)	mg/kg	0.003		-	-	-	-	-	-	-	-	-	-	-	-
	PCB 101	mg/kg	0.003		-	-	-	-	-	-	-	-	-	-	-	-
	PCB 118	mg/kg	0.003		-	-	-	-	-	-	-	-	-	-	-	-
	PCB 138	mg/kg	0.003		-	-	-	-	-	-	-	-	-	-	-	-
	PCB 153	mg/kg	0.003		-	-	-	-	-	-	-	-	-	-	-	-
	PCB 180	mg/kg	0.003		-	-	-	-	-	-	-	-	-	-	-	-
	PCB 28	mg/kg	0.003		-	-	-	-	-	-	-	-	-	-	-	-
	PCB 52	mg/kg	0.003		-	-	-	-	-	-	-	-	-	-	-	-
	Pentachlorobiphenyl, 2,3,3,4,4- (PCB 105)	mg/kg	0.003		-	-	-	-	-	-	-	-	-	-	-	-
	Pentachlorobiphenyl, 2,3,4,4,5- (PCB 114)	mg/kg	0.003		-	-	-	-	-	-	-	-	-	-	-	-
	Pentachlorobiphenyl, 2,3,4,4,5- (PCB 123)	mg/kg	0.003		-	-	-	-	-	-	-	-	-	-	-	-
	Pentachlorobiphenyl, 3,3,4,4,5- (PCB 126)	mg/kg	0.003		-	-	-	-	-	-	-	-	-	-	-	-
	Tetrachlorobiphenyl, 3,3,4,4- (PCB 77)	mg/kg	0.003		-	-	-	-	-	-	-	-	-	-	-	-
	Tetrachlorobiphenyl, 3,4,4,5- (PCB 81)	mg/kg	0.003		-	-	-	-	-	-	-	-	-	-	-	-
	Total PCB 7 Congeners	mg/kg	0.021		-	-	-	-	-	-	-	-	-	-	-	-
	Total PCB WHO 12	mg/kg	0.036		-	-	-	-	-	-	-	-	-	-	-	-
Phenolics	Xylenols	mg/kg	0.015		<0.015	<0.015	<0.015	<0.015	<0.015	<0.015	<0.015	<0.015	<0.015	<0.015	<0.015	<0.015
	Cresol Total	mg/kg	0.01		<0.01	<0.01	<0.01	0.0127	<0.01	<0.01	<0.01	<0.01	<0.01	<0.01	<0.01	<0.01
	Phenol	mg/kg	0.01	(dir)760[88]	<0.01	<0.01	<0.01	<0.01	<0.01	<0.01	<0.01	<0.01	<0.01	<0.01	<0.01	<0.01
	Phenols Monohydric	mg/kg	0.035		<0.035	<0.035	<0.035	<0.035	<0.035	<0.035	<0.035	<0.035	<0.035	<0.035	<0.035	<0.035
Organotins	Dibutyltin	mg/kg			-	-	-	-	-	-	-	-	-	-	-	-
	Monophenyltin	mg/kg			-	-	-	-	-	-	-	-	-	-	-	-
	Diphenyltin	mg/kg			-	-	-	-	-	-	-	-	-	-	-	-
	Monobutyltin	mg/kg			-	-	-	-	-	-	-	-	-	-	-	-
	Tetrabutyltin	mg/kg			-	-	-	-	-	-	-	-	-	-	-	-
	Tributyltin	mg/kg			-	-	-	-	-	-	-	-	-	-	-	-
	Triphenyltin	mg/kg			-	-	-	-	-	-	-	-	-	-	-	-
Pesticides	Heptachlor epoxide	mg/kg	0.05		-	-	-	-	-	-	-	-	-	-	-	-
	2,4,5-TP (Silvex)	mg/kg			-	-	-	-	-	-	-	-	-	-	-	-
	Hedonal	mg/kg			-	-	-	-	-	-	-	-	-	-	-	-
	2,4-DDT	mg/kg	0.05		-	-	-	-	-	-	-	-	-	-	-	-
	2,4-Dichlorprop	mg/kg			-	-	-	-	-	-	-	-	-	-	-	-
	4-(2,4-Dichlorophenoxy)butyric Acid (2,4-DB)	mg/kg			-	-	-	-	-	-	-	-	-	-	-	-
	4,4-DDE	mg/kg	0.05		-	-	-	-	-	-	-	-	-	-	-	-
	a-BHC	mg/kg	0.05	24	-	-	-	-	-	-	-	-	-	-	-	-
	Aldrin	mg/kg	0.05	18	-	-	-	-	-	-	-	-	-	-	-	-
	Atrazine	mg/kg	0.05	1200	-	-	-	-	-	-	-	-	-	-	-	-
	Azinophos methyl	mg/kg	0.05		-	-	-	-	-	-	-	-	-	-	-	-
	b-BHC	mg/kg	0.05	8.1	-	-	-	-	-	-	-	-	-	-	-	-
	Bentazone	mg/kg			-	-	-	-	-	-	-	-	-	-	-	-
	Chlordane (cis)	mg/kg	0.05		-	-	-	-	-	-	-	-	-	-	-	-
	Chlordane (trans)	mg/kg	0.05		-	-	-	-	-	-	-	-	-	-	-	-
	Chlorfenvinphos	mg/kg	0.05		-	-	-	-	-	-	-	-	-	-	-	-
	Chlorotoluron	mg/kg			-	-	-	-	-	-	-	-	-	-	-	-
	Chlorpyrifos-methyl	mg/kg	0.05		-	-	-	-	-	-	-	-	-	-	-	-
	Cyanazine	mg/kg			-	-	-	-	-	-	-	-	-	-	-	-
	d-BHC	mg/kg	0.05		-	-	-	-	-	-	-	-	-	-	-	-
	DDD	mg/kg	0.05		-	-	-	-	-	-	-	-	-	-	-	-
	DDT	mg/kg	0.05		-	-	-	-	-	-	-	-	-	-	-	-
	Diazinon	mg/kg	0.05		-	-	-	-	-	-	-	-	-	-	-	-
	Dichlorvos	mg/kg	0.05	16	-	-	-	-	-	-	-	-	-	-	-	-
	Dieldrin	mg/kg	0.05	18	-	-	-	-	-	-	-	-	-	-	-	-

					Location_Code	WS16009	WS16009	WS16009	WS17003	WS17003	WS17003	WS17004	WS17005	WS17005	WS17005	WS17006	WS17006
					Sample_Depth_Range	0.05-0.05	0.7-0.7	2.4-2.6	0.05-0.05	1.05-1.05	1.7-2	0.05-0.15	0.05-0.05	0.05-0.05	1.1-1.1	0.05-0.15	1.1-1.2
					Sampled_Date_Time	19/03/2020	19/03/2020	19/03/2020	20/03/2020	20/03/2020	20/03/2020	19/03/2020	23/03/2020	23/03/2020	23/03/2020	10/03/2020	10/03/2020
					LQM S4UL Public Open Space (POS) Residential - 1% SOM (GAC)												
Chem_Group	**ChemName**	**output unit**	**EQL**														
	Dimethoate	mg/kg	0.05			-	-	-	-	-	-	-	-	-	-	-	-
	Diuron	mg/kg				-	-	-	-	-	-	-	-	-	-	-	-
	Endosulfan I	mg/kg	0.05		1200	-	-	-	-	-	-	-	-	-	-	-	-
	Endosulfan II	mg/kg	0.05			-	-	-	-	-	-	-	-	-	-	-	-
	Endrin	mg/kg	0.05			-	-	-	-	-	-	-	-	-	-	-	-
	Fenitrothion	mg/kg	0.05			-	-	-	-	-	-	-	-	-	-	-	-
	Fenthion	mg/kg	0.05			-	-	-	-	-	-	-	-	-	-	-	-
	Fluroxypyr	mg/kg				-	-	-	-	-	-	-	-	-	-	-	-
	g-BHC (Lindane)	mg/kg	0.05		8.2	-	-	-	-	-	-	-	-	-	-	-	-
	Heptachlor	mg/kg	0.05			-	-	-	-	-	-	-	-	-	-	-	-
	Isodrin	mg/kg	0.05			-	-	-	-	-	-	-	-	-	-	-	-
	Isoproturon	mg/kg				-	-	-	-	-	-	-	-	-	-	-	-
	Linuron	mg/kg				-	-	-	-	-	-	-	-	-	-	-	-
	Malathion	mg/kg	0.05			-	-	-	-	-	-	-	-	-	-	-	-
	2-Methyl-4-chlorophenoxyacetic acid	mg/kg				-	-	-	-	-	-	-	-	-	-	-	-
	2-Methyl-4-Chlorophenoxy Butanoic Acid	mg/kg				-	-	-	-	-	-	-	-	-	-	-	-
	Mecoprop	mg/kg				-	-	-	-	-	-	-	-	-	-	-	-
	Methoxychlor	mg/kg	0.05			-	-	-	-	-	-	-	-	-	-	-	-
	Methyl parathion	mg/kg	0.05			-	-	-	-	-	-	-	-	-	-	-	-
	Mevinphos (Phosdrin)	mg/kg	0.05			-	-	-	-	-	-	-	-	-	-	-	-
	o,p-DDD	mg/kg	0.05			-	-	-	-	-	-	-	-	-	-	-	-
	o,p'-DDE	mg/kg	0.05			-	-	-	-	-	-	-	-	-	-	-	-
	Parathion	mg/kg	0.05			-	-	-	-	-	-	-	-	-	-	-	-
	Pendimethalin	mg/kg	0.05			-	-	-	-	-	-	-	-	-	-	-	-
	Phorate	mg/kg	0.05			-	-	-	-	-	-	-	-	-	-	-	-
	Prometryn	mg/kg	0.05			-	-	-	-	-	-	-	-	-	-	-	-
	Pronamide	mg/kg	0.05			-	-	-	-	-	-	-	-	-	-	-	-
	Propazine	mg/kg	0.05			-	-	-	-	-	-	-	-	-	-	-	-
	Simazine	mg/kg	0.05			-	-	-	-	-	-	-	-	-	-	-	-
	Terbutryn	mg/kg	0.05			-	-	-	-	-	-	-	-	-	-	-	-
	Terbutylazine	mg/kg	0.05			-	-	-	-	-	-	-	-	-	-	-	-
	Triadimefon	mg/kg	0.05			-	-	-	-	-	-	-	-	-	-	-	-
	Triclopyr	mg/kg				-	-	-	-	-	-	-	-	-	-	-	-
	Trifluralin	mg/kg	0.05			-	-	-	-	-	-	-	-	-	-	-	-
SVOC TIC	SVOC TICS - Detect	Detect				-	-	-	-	-	-	-	-	-	-	-	-
	SVOC Tentatively Identified Compounds	mg/kg	0.1			-	-	-	-	-	-	-	-	-	-	-	-
VOC TIC	VOC TICs - Detect	Detect				-	-	-	-	-	-	-	-	-	-	-	-
	VOC Tentatively Identified Compounds	mg/kg	0.01			-	-	-	-	-	-	-	-	-	-	-	-
Other	Temperature	°C				17.2 - 18.6	18.6	19.4	13.4 - 19.3	17.9	19.5	19.4 - 20.7	-	-	17.6	19.4	20
	Conductivity @ 20oC	µS/cm	14			35.8 - 191	872 - 966	832 - 880	42.6 - 160	198	810 - 849	58.1 - 444	-	-	995 - 1040	112 - 139	60.5 - 62.1
	Moisture Content (dried @35oC)	%				24	53	22	21	30	26	28	27	30	22	25	19
	pH (Lab)	pH_Units	1			6.92 - 7.61	5.27 - 6.29	7.8 - 8.27	6.4 - 8.25	4.65 - 5.94	4.04 - 5.18	7.3 - 8.6	6.83	6.63	8.22 - 8.49	7.24 - 8.5	5.55 - 7.59
	Total Organic Carbon	%	0.2			3.84	7.35	0.206	2.55	6.68	0.296	2.56	2.97	3.51	0.315	2.57	0.477

Environmental Standards Comments
#1:GAC is only presented as speciated chromium. 7.7mg/kg is used for hexavalent. If hexavalent chromium (CrVI) data is available, a value of 1,500mg/kg may be appropriate for the remaining trivalent chromium (CrIII).
#2:C4SL for lead adopted
#3:GAC only presented as speciated mercury. 16mg/kg is used for elemental mercury. If the CSM indicates that elemental mercury is not a CoC and mercury is present in an inorganic form, a value of 120mg/kg for inorganic mercury may be appropriate
#4:Updated S4UL for nickel
#5:S4UL exceeds solubility saturation limit
#6:Criteria derived for Ali>C16-C35 split between Ali>C16-21 & Ali>C21-35. Requires summation of fractions to use Ali>C16-C35 criteria.
#7:Criteria presented is for p-xylene. A separate value is presented for o-xylene.
#8:S4UL based on a threshold protective of direct skin contact with phenol

Key
27.8 Result exceeds GAC

Notes
Where a range is given a determinand has been analysed for by more than one method

				Location_Code	WS18002	WS18004	WS18004	WS21010	WS21010	WS21010	WS21010
				Sample_Depth_Range	0.05-0.15	0.05-0.1	1.2-1 25	0.05-0.05	0.3-0.3	0.6-0.7	0.6-0.7
				Sampled_Date_Time	13/03/2020	18/03/2020	18/03/2020	27/03/2020	27/03/2020	31/03/2020	31/03/2020
				LQM S4UL Public Open Space (POS) Residential - 1% SOM (GAC)							
Chem_Group	**ChemName**	**output unit**	**EQL**								
Metals	Antimony	mg/kg	0.6		-	-	-	-	-	-	-
	Arsenic	mg/kg	0.6	79	9.38	9.81	18.6	5.43	5.73	11.2	11.9
	Boron	mg/kg	1	21000	<1	1.14	8.16	<1	<1	1.2	1.39
	Cadmium	mg/kg	0.02	120	0.326	0.23	0.201	0.0262	0.529	<0.02	<0.02
	Chromium (hexavalent)	mg/kg	0.6	7.7	<0.6	<0.6	<0.6	<0.6	<0.6	<0.6	<0.6
	Chromium	mg/kg	0.9	[#1]	27.8	31	42.6	11.1	9.51	40.8	42.6
	Copper	mg/kg	1.4	12000	15.3	16.7	42	19.1	52.1	19.8	20.8
	Lead	mg/kg	0.7	630[#2]	29	22.5	10.3	39.8	60.4	10.6	11.8
	Mercury	mg/kg	0.14	[#3]	<0.14	<0.14	<0.14	<0.14	<0.14	<0.14	<0.14
	Molybdenum	mg/kg	0.1		-	-	-	-	-	-	-
	Nickel	mg/kg	0.2	230[#4]	16.8	18.8	53.8	13.8	12.5	36.6	42.1
	Selenium	mg/kg	1	1100	<1	<1	<1	<1	<1	<1	<1
	Vanadium	mg/kg	0.2	2000	-	-	-	-	-	-	-
	Zinc	mg/kg	1.9	81000	59	63.2	83.5	68.6	136	62.6	64.9
Asbestos	Anthophyllite	Detect			0	0	0	0	0	0	0
	Asbestos: Actinolite	Detect			0	0	0	0	0	0	0
	Crocidolite Asbestos	Detect			0	0	0	0	0	0	0
	Chrysotile Asbestos	Detect			0	0	0	0	0	0	0
	Amosite Asbestos	Detect			0	0	0	0	0	0	0
	Non-Asbestos Fibre	Detect			0	0	0	0	0	0	0
	Tremolite	Detect			0	0	0	0	0	0	0
Inorganics	Ammoniacal Nitrogen as N	mg/kg	12		-	-	-	-	-	-	-
	Cyanide (Free)	mg/kg	1		<1	<1	<1	<1	<1	<1	<1
	Cyanide Total	mg/kg	1		<1	<1	<1	3.59	<1	<1	<1
	cyanides-complex	mg/kg	1		<1	<1	<1	3.59	<1	<1	<1
PAH	Naphthalene	mg/kg	0.009	4900	<0.009	<0.009	<0.009	<0.18	<0.009	<0.045	<0.009
	Acenaphthene	mg/kg	0.008	15000	<0.008	<0.008	<0.008	<0.16	<0.008	<0.04	<0.008
	Acenaphthylene	mg/kg	0.012	15000	<0.012	<0.012	<0.012	<0.24	<0.012	<0.06	<0.012
	Fluoranthene	mg/kg	0.017	3100	0.0534	0.0341	<0.017	1.17 - 1.55	0.949 - 1.68	<0.085	0.0302
	Anthracene	mg/kg	0.016	74000	<0.016	<0.016	<0.016	<0.32	<0.5 - 0.127	<0.08	<0.016
	Phenanthrene	mg/kg	0.015	3100	0.0208	<0.015	<0.015	<0.5 - 0.486	0.273 - 0.704	<0.075	<0.015
	Fluorene	mg/kg	0.01	9900	<0.01	<0.01	<0.01	<0.2	<0.01	<0.05	<0.01
	Chrysene	mg/kg	0.01	57	0.0274	0.0173	<0.01	0.88 - 1.11	0.552 - 1.17	<0.05	0.0277
	Pyrene	mg/kg	0.015	7400	0.0455	0.0292	<0.015	1.24 - 1.57	0.934 - 1.72	<0.075	0.0319
	Benzo(a)anthracene	mg/kg	0.014	29	0.0267	0.0176	<0.014	0.825 - 1.08	0.621 - 0.982	<0.07	0.0307
	Benzo(b)fluoranthene	mg/kg	0.015	7.1	0.0391	0.0275	<0.015	1.24 - 2.2	1.3 - 1.41	<0.075	0.0372
	Benzo(k)fluoranthene	mg/kg	0.014	190	<0.014	<0.014	<0.014	0.77 - 0.935	0.578 - 1.17	<0.07	<0.014
	Benzo(a)pyrene	mg/kg	0.015	5.7	0.0268	<0.015	<0.015	1.19 - 1.69	1.13 - 1.42	<0.075	0.0274
	Dibenz(a,h)anthracene	mg/kg	0.023	0.57	<0.023	<0.023	<0.023	<0.46	<0.023	<0.115	<0.023
	Benzo(g,h,i)perylene	mg/kg	0.024	640	<0.024	<0.024	<0.024	1.11 - 1.2	1.03 - 1.41	<0.12	<0.024
	Indeno(1,2,3-c,d)pyrene	mg/kg	0.018	82	<0.018	<0.018	<0.018	1.18 - 1.26	0.846 - 1.46	<0.09	<0.018
	PAH 16 Total	mg/kg	0.118		0.24	<0.118	<0.118	12.9	8.45	<0.59	0.185
TPH CWG	>C5-C6 Aliphatics	mg/kg	0.01	(SQV)57000[#5]	-	-	-	-	-	-	-
	>C6-C8 Aliphatics	mg/kg	0.01	600000	-	-	-	-	-	-	-
	>C10-C44 Aliphatics	mg/kg	5		-	-	-	-	-	-	-
	>C10-C44 Aliphatics/Aromatics	mg/kg	10		-	-	-	-	-	-	-
	>C8-C10 Aliphatics	mg/kg	0.01	13000	-	-	-	-	-	-	-
	>C10-C12 Aliphatics	mg/kg	1	13000	-	-	-	-	-	-	-
	>C12-C16 Aliphatics	mg/kg	1	13000	-	-	-	-	-	-	-
	>C16-C21 Aliphatics	mg/kg	1	125000[#6]	-	-	-	-	-	-	-
	>C21-C35 Aliphatics	mg/kg	1	125000[#6]	-	-	-	-	-	-	-
	>C35-C44 Aliphatics	mg/kg	1	250000	-	-	-	-	-	-	-
	>C5-C10 Aliphatics	mg/kg	0.05		-	-	-	-	-	-	-
	>EC5-EC10 Aromatics	mg/kg	0.05		-	-	-	-	-	-	-
	>EC6-EC7 Aromatics	mg/kg	0.01		-	-	-	-	-	-	-
	>EC7-EC8 Aromatics	mg/kg	0.01	56000	-	-	-	-	-	-	-
	>EC8-EC10 Aromatics	mg/kg	0.01	5000	-	-	-	-	-	-	-
	>EC10-EC12 Aromatics	mg/kg	1	5000	-	-	-	-	-	-	-
	>EC10-EC44 Aromatics	mg/kg	5		-	-	-	-	-	-	-
	>EC12-EC16 Aromatics	mg/kg	1	5100	-	-	-	-	-	-	-
	>EC16-EC21 Aromatics	mg/kg	1	3800	-	-	-	-	-	-	-
	>EC21-EC35 Aromatics	mg/kg	1	3800	-	-	-	-	-	-	-
	>EC35-EC44 Aromatics	mg/kg	1	3800	-	-	-	-	-	-	-
	>EC40-EC44 Aromatics	mg/kg	1		-	-	-	-	-	-	-
	TPH Aliphatics & Aromatics >C5-44	mg/kg	10		-	-	-	-	-	-	-
TPH	>C5-C6	mg/kg	0.02		<0.02	<0.02	<0.02	<0.02	<0.02	<0.02	<0.02
	>C6-C7	mg/kg	0.02		<0.02	<0.02	<0.02	<0.02	<0.02	<0.02	<0.02
	>C7-C8	mg/kg	0.02		<0.02	<0.02	<0.02	<0.02	<0.02	<0.02	<0.02
	>C8-C10	mg/kg	0.02		<0.02	<0.02	<0.02	<0.02	<0.02	<0.02	<0.02
	>C10-C12	mg/kg	0.02		<0.02	<0.02	<0.02	<0.02	<0.02	<0.02	<0.02
	>C12-C16	mg/kg	35		<35	<35	<35	<35	<350	<35	<35
	>C16-C21	mg/kg	35		<35	<35	<35	<35	<350	<35	<35
	>C21-C28	mg/kg	35		<35	<35	<35	43.7	<350	<35	<35
	>C28-C35	mg/kg	35		<35	<35	<35	187	<350	<35	<35
	>C35-C40	mg/kg	35		<35	<35	<35	260	<350	<35	<35
	GRO >C5-10	mg/kg	0.02		-	-	-	-	-	-	-
	EPH>C5-40	mg/kg	35		-	-	-	-	-	-	-
	EPH >C10-40	mg/kg	35		<35	<35	<35	513	<350	<35	<35
	GRO >C5-12	mg/kg	0.1		<0.1	<0.1	<0.1	<0.1	<0.1	<0.1	<0.1
	Total Petroleum Hydrocarbons	mg/kg	35		<35	<35	<35	513	<35	<35	<35
BTEX and MTBE	Benzene	mg/kg	0.009	72	<0.18	<0.09	<0.009	<0.18	<0.18	<0.009	<0.009
	Toluene	mg/kg	0.007	56000	<0.14	<0.07	<0.007	<0.14	<0.14	<0.007	<0.007
	Ethylbenzene	mg/kg	0.004	24000	<0.08	<0.04	<0.004	<0.08	<0.08	<0.004	<0.004
	Xylene (m & p)	mg/kg	0.01	41000[#7]	<0.2	<0.1	<0.01	<0.2	<0.2	<0.01	<0.01
	Xylene (o)	mg/kg	0.01	41000	<0.2	<0.1	<0.01	<0.2	<0.2	<0.01	<0.01
	Xylene Total	mg/kg	0.02		-	-	-	-	-	-	-
	MTBE	mg/kg	0.01		<0.2	<0.1	<0.01	<0.2	<0.2	<0.01	<0.01
	Total BTEX	mg/kg	0.04		<0.8	<0.4	<0.04	<0.8	<0.8	<0.04	<0.04
VOC	Styrene	mg/kg	0.01		-	-	-	<0.2	<0.2	-	-
	cis-1,3-dichloropropene	mg/kg	0.01		-	-	-	<0.2	<0.2	-	-
	trans-1,3-dichloropropene	mg/kg	0.01		-	-	-	<0.2	<0.2	-	-
	1,1,1,2-tetrachloroethane	mg/kg	0.01	1400	-	-	-	<0.2	<0.2	-	-
	1,1,1-trichloroethane	mg/kg	0.007	140000	-	-	-	<0.14	<0.14	-	-
	1,1,2,2-tetrachloroethane	mg/kg	0.01	1400	-	-	-	<0.2	<0.2	-	-
	1,1,2-trichloroethane	mg/kg	0.01		-	-	-	<0.2	<0.2	-	-
	1,1-dichloroethane	mg/kg	0.008		-	-	-	<0.16	<0.16	-	-
	1,1-dichloroethene	mg/kg	0.01		-	-	-	<0.2	<0.2	-	-
	1,1-dichloropropene	mg/kg	0.01		-	-	-	<0.2	<0.2	-	-
	1,2,3-trichloropropane	mg/kg	0.016		-	-	-	<0.32	<0.32	-	-
	1,2,4-trimethylbenzene	mg/kg	0.009		-	-	-	<0.18	<0.18	-	-
	1,2-dibromo-3-chloropropane	mg/kg	0.014		-	-	-	<0.28	<0.28	-	-
	1,2-dibromoethane	mg/kg	0.01		-	-	-	<0.2	<0.2	-	-
	1,2-dichloroethane	mg/kg	0.005	29	-	-	-	<0.1	<0.1	-	-
	1,2-dichloropropane	mg/kg	0.01		-	-	-	<0.2	<0.2	-	-
	1,3,5-trimethylbenzene	mg/kg	0.008		-	-	-	<0.16	<0.16	-	-
	1,3-dichloropropane	mg/kg	0.007		-	-	-	<0.14	<0.14	-	-
	2,2-dichloropropane	mg/kg	0.01		-	-	-	<0.2	<0.2	-	-
	2-chlorotoluene	mg/kg	0.009		-	-	-	<0.18	<0.18	-	-
	4-chlorotoluene	mg/kg	0.01		-	-	-	<0.2	<0.2	-	-
	Bromobenzene	mg/kg	0.01		-	-	-	<0.2	<0.2	-	-
	Bromochloromethane	mg/kg	0.01		-	-	-	<0.2	<0.2	-	-
	Bromodichloromethane	mg/kg	0.007		-	-	-	<0.14	<0.14	-	-
	Bromoform	mg/kg	0.01		-	-	-	<0.2	<0.2	-	-
	Bromomethane	mg/kg	0.01		-	-	-	<0.2	<0.2	-	-
	Carbon disulfide	mg/kg	0.007	11000	-	-	-	<0.14	<0.14	-	-
	Carbon tetrachloride	mg/kg	0.01	890	-	-	-	<0.2	<0.2	-	-
	Chlorodibromomethane	mg/kg	0.01		-	-	-	<0.2	<0.2	-	-
	Chloroethane	mg/kg	0.01		-	-	-	<0.2	<0.2	-	-
	Chloroform	mg/kg	0.008	2500	-	-	-	<0.16	<0.16	-	-

				Location_Code	WS18002	WS18004	WS18004	WS21010	WS21010	WS21010	WS21010
				Sample_Depth_Range	0.05-0.15	0.05-0.1	1.2-1.25	0.05-0.05	0.3-0.3	0.6-0.7	0.6-0.7
				Sampled_Date_Time	13/03/2020	18/03/2020	18/03/2020	27/03/2020	27/03/2020	31/03/2020	31/03/2020
				LQM S4UL Public Open Space (POS) Residential - 1% SOM (GAC)							
Chem_Group	ChemName	output unit	EQL								
	Chloromethane	mg/kg	0.007		-	-	-	<0.14	<0.14	-	-
	cis-1,2-dichloroethene	mg/kg	0.006		-	-	-	<0.12	<0.12	-	-
	Dibromomethane	mg/kg	0.009		-	-	-	<0.18	<0.18	-	-
	Dichlorodifluoromethane	mg/kg	0.006		-	-	-	<0.12	<0.12	-	-
	Dichloromethane	mg/kg	0.01		-	-	-	<0.2	<0.2	-	-
	Isopropylbenzene	mg/kg	0.005		-	-	-	<0.1	<0.1	-	-
	n-butylbenzene	mg/kg	0.011		-	-	-	<0.22	<0.22	-	-
	n-propylbenzene	mg/kg	0.01		-	-	-	<0.2	<0.2	-	-
	p-isopropyltoluene	mg/kg	0.01		-	-	-	<0.2	<0.2	-	-
	sec-butylbenzene	mg/kg	0.01		-	-	-	<0.2	<0.2	-	-
	Trichloroethene	mg/kg	0.009	120	-	-	-	<0.18	<0.18	-	-
	tert-butylbenzene	mg/kg	0.014		-	-	-	<0.28	<0.28	-	-
	Tetrachloroethene	mg/kg	0.005	1400	-	-	-	<0.1	<0.1	-	-
	trans-1,2-dichloroethene	mg/kg	0.01		-	-	-	<0.2	<0.2	-	-
	Trichlorofluoromethane	mg/kg	0.006		-	-	-	<0.12	<0.12	-	-
	Vinyl chloride	mg/kg	0.006	3.5	-	-	-	<0.12	<0.12	-	-
	tert-Amyl methyl ether	mg/kg	0.01		-	-	-	<0.2	<0.2	-	-
VOC/SVOC	1,2,3-trichlorobenzene	mg/kg	0.02	1800	-	-	-	<0.4	<0.4	-	-
	1,2,4-trichlorobenzene	mg/kg	0.02	15000	-	-	-	<0.4	<0.4	-	-
	1,2-dichlorobenzene	mg/kg	0.01	90000	-	-	-	<0.2	<0.2	-	-
	1,3-dichlorobenzene	mg/kg	0.008	300	-	-	-	<0.16	<0.16	-	-
	1,4-dichlorobenzene	mg/kg	0.005	17000	-	-	-	<0.1	<0.1	-	-
	Chlorobenzene	mg/kg	0.005	11000	-	-	-	<0.1	<0.1	-	-
	Hexachlorobutadiene	mg/kg	0.02	25	-	-	-	<0.4	<0.4	-	-
SVOC	4-bromophenyl phenyl ether	mg/kg	0.1		-	-	-	<0.5	<0.5	-	-
	4-nitroaniline	mg/kg	0.1		-	-	-	<0.5	<0.5	-	-
	4-nitrophenol	mg/kg	0.1		-	-	-	<0.5	<0.5	-	-
	2,4,5-trichlorophenol	mg/kg	0.1		-	-	-	<0.5	<0.5	-	-
	2,4,6-trichlorophenol	mg/kg	0.1		-	-	-	<0.5	<0.5	-	-
	2,4-dichlorophenol	mg/kg	0.1		-	-	-	<0.5	<0.5	-	-
	2,4-dimethylphenol	mg/kg	0.1		-	-	-	<0.5	<0.5	-	-
	2,4-dinitrotoluene	mg/kg	0.1		-	-	-	<0.5	<0.5	-	-
	2,6-dinitrotoluene	mg/kg	0.1		-	-	-	<0.5	<0.5	-	-
	2-chloronaphthalene	mg/kg	0.1		-	-	-	<0.5	<0.5	-	-
	2-chlorophenol	mg/kg	0.1		-	-	-	<0.5	<0.5	-	-
	2-methylnaphthalene	mg/kg	0.1		-	-	-	<0.5	<0.5	-	-
	2-methylphenol	mg/kg	0.1		-	-	-	<0.5	<0.5	-	-
	2-nitroaniline	mg/kg	0.1		-	-	-	<0.5	<0.5	-	-
	2-nitrophenol	mg/kg	0.1		-	-	-	<0.5	<0.5	-	-
	3-nitroaniline	mg/kg	0.1		-	-	-	<0.5	<0.5	-	-
	4-chloro-3-methylphenol	mg/kg	0.1		-	-	-	<0.5	<0.5	-	-
	4-chloroaniline	mg/kg	0.1		-	-	-	<0.5	<0.5	-	-
	4-chlorophenyl phenyl ether	mg/kg	0.1		-	-	-	<0.5	<0.5	-	-
	4-methylphenol	mg/kg	0.1		-	-	-	1.63	<0.5	-	-
	Azobenzene	mg/kg	0.1		-	-	-	<0.5	<0.5	-	-
	Bis(2-chloroethoxy) methane	mg/kg	0.1		-	-	-	<0.5	<0.5	-	-
	Bis(2-chloroethyl)ether	mg/kg	0.1		-	-	-	<0.5	<0.5	-	-
	Bis(2-chloroisopropyl) ether	mg/kg	0.1		-	-	-	<0.5	<0.5	-	-
	Bis(2-ethylhexyl) phthalate	mg/kg	0.1		-	-	-	<0.5	<0.5	-	-
	Butyl benzyl phthalate	mg/kg	0.1		-	-	-	<0.5	<0.5	-	-
	Carbazole	mg/kg	0.1		-	-	-	<0.5	<0.5	-	-
	Dibenzofuran	mg/kg	0.1		-	-	-	<0.5	<0.5	-	-
	Diethylphthalate	mg/kg	0.1		-	-	-	<0.5	<0.5	-	-
	Dimethyl phthalate	mg/kg	0.1		-	-	-	<0.5	<0.5	-	-
	Di-n-butyl phthalate	mg/kg	0.1		-	-	-	<0.5	<0.5	-	-
	Di-n-octyl phthalate	mg/kg	0.1		-	-	-	<0.5	<0.5	-	-
	Hexachlorobenzene	mg/kg	0.05	16	-	-	-	<0.5	<0.5	-	-
	Hexachlorocyclopentadiene	mg/kg	0.1		-	-	-	<0.5	<0.5	-	-
	Hexachloroethane	mg/kg	0.1		-	-	-	<0.5	<0.5	-	-
	Isophorone	mg/kg	0.1		-	-	-	<0.5	<0.5	-	-
	Nitrobenzene	mg/kg	0.1		-	-	-	<0.5	<0.5	-	-
	N-nitrosodi-n-propylamine	mg/kg	0.1		-	-	-	<0.5	<0.5	-	-
	Pentachlorophenol	mg/kg	0.1	60	-	-	-	<0.5	<0.5	-	-
PCB	Heptachlorobiphenyl, 2,3,3,4,4,5,5- (PCB 189)	mg/kg	0.003		-	-	-	-	-	-	-
	Hexachlorobiphenyl, 2,3,3,4,4,5- (PCB 156)	mg/kg	0.003		-	-	-	-	-	-	-
	Hexachlorobiphenyl, 2,3,3,4,4,5- (PCB 157)	mg/kg	0.003		-	-	-	-	-	-	-
	Hexachlorobiphenyl, 2,3,4,4,5,5- (PCB 167)	mg/kg	0.003		-	-	-	-	-	-	-
	Hexachlorobiphenyl, 3,3,4,4,5,5- (PCB 169)	mg/kg	0.003		-	-	-	-	-	-	-
	PCB 101	mg/kg	0.003		-	-	-	-	-	-	-
	PCB 118	mg/kg	0.003		-	-	-	-	-	-	-
	PCB 138	mg/kg	0.003		-	-	-	-	-	-	-
	PCB 153	mg/kg	0.003		-	-	-	-	-	-	-
	PCB 180	mg/kg	0.003		-	-	-	-	-	-	-
	PCB 28	mg/kg	0.003		-	-	-	-	-	-	-
	PCB 52	mg/kg	0.003		-	-	-	-	-	-	-
	Pentachlorobiphenyl, 2,3,3,4,4- (PCB 105)	mg/kg	0.003		-	-	-	-	-	-	-
	Pentachlorobiphenyl, 2,3,4,4,5- (PCB 114)	mg/kg	0.003		-	-	-	-	-	-	-
	Pentachlorobiphenyl, 2,3,4,4,5- (PCB 123)	mg/kg	0.003		-	-	-	-	-	-	-
	Pentachlorobiphenyl, 3,3,4,4,5- (PCB 126)	mg/kg	0.003		-	-	-	-	-	-	-
	Tetrachlorobiphenyl, 3,3,4,4- (PCB 77)	mg/kg	0.003		-	-	-	-	-	-	-
	Tetrachlorobiphenyl, 3,4,4,5- (PCB 81)	mg/kg	0.003		-	-	-	-	-	-	-
	Total PCB 7 Congeners	mg/kg	0.021		-	-	-	-	-	-	-
	Total PCB WHO 12	mg/kg	0.036		-	-	-	-	-	-	-
Phenolics	Xylenols	mg/kg	0.015		<0.015	<0.015	<0.015	<0.015	<0.015	<0.015	<0.015
	Cresol Total	mg/kg	0.01		<0.01	<0.01	<0.01	<0.01	<0.01	0.0125	<0.01
	Phenol	mg/kg	0.01	(dir)760[68]	<0.01	<0.01	<0.01	<0.01	<0.01	<0.01	<0.01
	Phenols Monohydric	mg/kg	0.035		<0.035	<0.035	<0.035	<0.035	<0.035	<0.035	<0.035
Organotins	Dibutyltin	mg/kg			-	-	-	-	-	-	-
	Monophenyltin	mg/kg			-	-	-	-	-	-	-
	Diphenyltin	mg/kg			-	-	-	-	-	-	-
	Monobutyltin	mg/kg			-	-	-	-	-	-	-
	Tetrabutyltin	mg/kg			-	-	-	-	-	-	-
	Tributyltin	mg/kg			-	-	-	-	-	-	-
	Triphenyltin	mg/kg			-	-	-	-	-	-	-
Pesticides	Heptachlor epoxide	mg/kg	0.05		-	-	-	-	-	-	-
	2,4,5-TP (Silvex)	mg/kg			-	-	-	-	-	-	-
	Hedonal	mg/kg			-	-	-	-	-	-	-
	2,4-DDT	mg/kg	0.05		-	-	-	-	-	-	-
	2,4-Dichlorprop	mg/kg			-	-	-	-	-	-	-
	4-(2,4-Dichlorophenoxy)butyric Acid (2,4-DB)	mg/kg			-	-	-	-	-	-	-
	4,4-DDE	mg/kg	0.05		-	-	-	-	-	-	-
	a-BHC	mg/kg	0.05	24	-	-	-	-	-	-	-
	Aldrin	mg/kg	0.05	18	-	-	-	-	-	-	-
	Atrazine	mg/kg	0.05	1200	-	-	-	-	-	-	-
	Azinophos methyl	mg/kg	0.05		-	-	-	-	-	-	-
	b-BHC	mg/kg	0.05	8.1	-	-	-	-	-	-	-
	Bentazone	mg/kg			-	-	-	-	-	-	-
	Chlordane (cis)	mg/kg	0.05		-	-	-	-	-	-	-
	Chlordane (trans)	mg/kg	0.05		-	-	-	-	-	-	-
	Chlorfenvinphos	mg/kg	0.05		-	-	-	-	-	-	-
	Chlorotoluron	mg/kg			-	-	-	-	-	-	-
	Chlorpyrifos-methyl	mg/kg	0.05		-	-	-	-	-	-	-
	Cyanazine	mg/kg			-	-	-	-	-	-	-
	d-BHC	mg/kg	0.05		-	-	-	-	-	-	-
	DDD	mg/kg	0.05		-	-	-	-	-	-	-
	DDT	mg/kg	0.05		-	-	-	-	-	-	-
	Diazinon	mg/kg	0.05		-	-	-	-	-	-	-
	Dichlorvos	mg/kg	0.05	16	-	-	-	-	-	-	-
	Dieldrin	mg/kg	0.05	18	-	-	-	-	-	-	-

				Location_Code	WS18002	WS18004	WS18004	WS21010	WS21010	WS21010	WS21010
				Sample_Depth_Range	0.05-0.15	0.05-0.1	1.2-1.25	0.05-0.05	0.3-0.3	0.6-0.7	0.6-0.7
				Sampled_Date_Time	13/03/2020	18/03/2020	18/03/2020	27/03/2020	27/03/2020	31/03/2020	31/03/2020
				LQM S4UL Public Open Space (POS) Residential - 1% SOM (GAC)							
Chem_Group	**ChemName**	**output unit**	**EQL**								
	Dimethoate	mg/kg	0.05		-	-	-	-	-	-	-
	Diuron	mg/kg			-	-	-	-	-	-	-
	Endosulfan I	mg/kg	0.05	1200	-	-	-	-	-	-	-
	Endosulfan II	mg/kg	0.05		-	-	-	-	-	-	-
	Endrin	mg/kg	0.05		-	-	-	-	-	-	-
	Fenitrothion	mg/kg	0.05		-	-	-	-	-	-	-
	Fenthion	mg/kg	0.05		-	-	-	-	-	-	-
	Fluroxypyr	mg/kg			-	-	-	-	-	-	-
	g-BHC (Lindane)	mg/kg	0.05	8.2	-	-	-	-	-	-	-
	Heptachlor	mg/kg	0.05		-	-	-	-	-	-	-
	Isodrin	mg/kg	0.05		-	-	-	-	-	-	-
	Isoproturon	mg/kg			-	-	-	-	-	-	-
	Linuron	mg/kg			-	-	-	-	-	-	-
	Malathion	mg/kg	0.05		-	-	-	-	-	-	-
	2-Methyl-4-chlorophenoxyacetic acid	mg/kg			-	-	-	-	-	-	-
	2-Methyl-4-Chlorophenoxy Butanoic Acid	mg/kg			-	-	-	-	-	-	-
	Mecoprop	mg/kg			-	-	-	-	-	-	-
	Methoxychlor	mg/kg	0.05		-	-	-	-	-	-	-
	Methyl parathion	mg/kg	0.05		-	-	-	-	-	-	-
	Mevinphos (Phosdrin)	mg/kg	0.05		-	-	-	-	-	-	-
	o,p-DDD	mg/kg	0.05		-	-	-	-	-	-	-
	o,p'-DDE	mg/kg	0.05		-	-	-	-	-	-	-
	Parathion	mg/kg	0.05		-	-	-	-	-	-	-
	Pendimethalin	mg/kg	0.05		-	-	-	-	-	-	-
	Phorate	mg/kg	0.05		-	-	-	-	-	-	-
	Prometryn	mg/kg	0.05		-	-	-	-	-	-	-
	Pronamide	mg/kg	0.05		-	-	-	-	-	-	-
	Propazine	mg/kg	0.05		-	-	-	-	-	-	-
	Simazine	mg/kg	0.05		-	-	-	-	-	-	-
	Terbutryn	mg/kg	0.05		-	-	-	-	-	-	-
	Terbutylazine	mg/kg	0.05		-	-	-	-	-	-	-
	Triadimefon	mg/kg	0.05		-	-	-	-	-	-	-
	Triclopyr	mg/kg			-	-	-	-	-	-	-
	Trifluralin	mg/kg	0.05		-	-	-	-	-	-	-
SVOC TIC	SVOC TICS - Detect	Detect			-	-	-	0	0	-	-
	SVOC Tentatively Identified Compounds	mg/kg	0.1		-	-	-	<0.5	<0.5	-	-
VOC TIC	VOC TICs - Detect	Detect			-	-	-	0	0	-	-
	VOC Tentatively Identified Compounds	mg/kg	0.01		-	-	-	-	-	-	-
Other	Temperature	°C			19.2	19.7	19.8	18.2	19.1	18.9 - 20.3	19.6 - 20.3
	Conductivity @ 20oC	µS/cm	14		215 - 217	287 - 290	1880 - 1890	265 - 271	324 - 395	3320 - 51,000	3720 - 44,300
	Moisture Content (dried @35oC)	%			20	19	18	9.1	6.3	20	20
	pH (Lab)	pH_Units	1		7.84 - 8.38	8.23 - 8.68	8.27 - 8.34	8.82 - 9.58	8.69 - 9.57	7.98 - 8.77	7.64 - 8.49
	Total Organic Carbon	%	0.2		1.33	1.32	0.323	2.38	2.56	0.399	0.524

Environmental Standards Comments
#1:GAC is only presented as speciated chromium. 7.7mg/kg is used for hexavalent. If hexavalent chromium (CrVI) data is available, a value of 1,500mg/kg may be appropriate for the remaining trivalent chromium (CrIII).
#2:C4SL for lead adopted
#3:GAC only presented as speciated mercury. 16mg/kg is used for elemental mercury. If the CSM indicates that elemental mercury is not a CoC and mercury is present in an inorganic form, a value of 120mg/kg for inorganic mercury may be appropriate
#4:Updated S4UL for nickel
#5:S4UL exceeds solubility saturation limit
#6:Criteria derived for Ali>C16-C35 split between Ali>C16-21 & Ali>C21-35. Requires summation of fractions to use Ali>C16-C35 criteria.
#7:Criteria presented is for p-xylene. A separate value is presented for o-xylene.
#8:S4UL based on a threshold protective of direct skin contact with phenol

Key
27.8 Result exceeds GAC

Notes
Where a range is given a determinand has been analysed for by more than one method

Annex D-C Soil leachate assessment results

Uncontrolled when printed – Copyright © - 2022
National Highways Limited – all rights reserved

						Location_Code	BH12018	BH12018	BH12018	BH12018	BH12018	BH12020	BH12020	BH12020	BH14004	BH14004	BH14004	BH14008	BH14008	BH14012	BH14012	BH14012
						Sample_Depth_Range	0.05-0.05	0.5-0.5	1-1	2.7-3.7	3.7-3.7	0.05-0.05	0.9-0.9	3-3	0.05-0.15	0.5-0.5	3.3-3.3	0.05-0.15	12.5-13	0.25-0.35	0.25-0.25	0.55-0.65
						Sampled_Date_Time	04/03/2020	04/03/2020	04/03/2020	05/03/2020	05/03/2020	13/03/2020	13/03/2020	16/03/2020	28/02/2020	28/02/2020	03/03/2020	02/03/2020	02/03/2020	19/02/2020	19/02/2020	19/02/2020
				UK Drinking Water Standards (GAC)	UK Freshwater EQS (GAC)																	
Chem_Group	**ChemName**	**output unit**	**EQL**																			
Metals	Antimony	µg/L	1	$5^{\#1}$		3.16	<1	<1	<1	<1	1.23	<1	<1	<1	<1	<1	<1	<1	<1	<1	<1	<1
	Arsenic	µg/L	0.5	$10^{\#1}$	$50^{\#2}$	13.1	6.2	<0.5	1.34	1.24	2.16	1.57	<0.5	1.3	<0.5	<0.5	0.751	0.627	1.26	1.26	0.547
	Boron	µg/L	10	$1000^{\#1}$	$2000^{\#3}$	77.6	157	312	221	218	56.1	241	16.7	230	<10	36.2	48.5	353	45.5	110	34.3
	Cadmium	µg/L	0.08	$5^{\#1}$	$0.08^{\#4}$	<0.08	<0.08	<0.08	<0.08	<0.08	<0.08	<0.08	<0.08	<0.08	<0.08	<0.08	<0.08	<0.08	<0.08	<0.08	<0.08	<0.08
	Chromium (hexavalent)	µg/L	3		$3.4^{\#6}$	<3	<3	3.1	<3	<3	<3	<3	<3	7.06	<3	<3	<3	<3	<3	<3	5.21	<3
	Chromium	µg/L	1	$50^{\#1}$	$3.4^{\#6}$	<1	<1	1.44	<1	<1	<1	3.52	<1	1.59	<1	<1	<1	<1	<1	<1	<1	<1
	Chromium (Trivalent)	µg/L	3		$4.7^{\#6}$	<3	<3	<3	<3	<3	<3	3.52	<3	<3	<3	<3	<3	<3	<3	<3	<3	<3
	Cobalt	µg/L	0.5		$3^{\#7}$	<0.5	<0.5	<0.5	<0.5	<0.5	<0.5	<0.5	<0.5	<0.5	<0.5	<0.5	0.695	<0.5	<0.5	<0.5	<0.5	<0.5
	Copper	µg/L	0.3	$2000^{\#1}$	$1(bio)^{\#8}$	14.2	6.32	2.87	1.35	1.78	13.2	3.58	0.364	21.2	<0.3	0.516	6.61	2	7.92	6.28	2.21	
	Lead	µg/L	0.2	$10^{\#1}$	$1.2(bio)^{\#8}$	3.68	<0.2	30.6	0.325	<0.2	0.327	0.741	<0.2	1.88	0.283	<0.2	1.06	<0.2	0.726	0.717	<0.2	
	Mercury	µg/L	0.01	$1^{\#1}$	$0.07(MAC)^{\#9}$	0.0101	<0.01	<0.01	<0.01	<0.01	0.0732	0.0763	<0.01	0.0352	<0.01	<0.01	<0.01	0.0122	<0.01	0.0246	<0.01	
	Molybdenum	µg/L	3	$70^{\#10}$		18	33.4	<3	4.49	4.75	<3	<3	<3	<3	<3	<3	7.47	<3	<3	<3	<3	<3
	Nickel	µg/L	0.4	$20^{\#1}$	$4(bio)^{\#8}$	3.75	1.78	0.715	1.15	0.808	5.21	2.23	0.55	2.72	<0.4	0.414	2.2	1.24	2.48	2.31	0.677	
	Selenium	µg/L	1	$10^{\#1}$		3.47	<1	<1	8.76	9.04	<1	<1	<1	1.3	<1	<1	1.1	<1	1.46	<1	<1	
	Vanadium	µg/L	1		$20^{\#11}$	20.7	3.91	<1	<1	1	2.68	7.06	<1	2.57	<1	<1	2.53	<1	2.64	1.96	<1	
	Zinc	µg/L	1	$3000^{\#12}$	$10.9(bio)^{\#8}$	1.78	<1	6.24	<1	<1	3.95	10	<1	59.8	<1	<1	7.08	2.56	2.89	4.57	1.52	
Inorganics	Ammoniacal Nitrogen as N	mg/L	0.01		$0.6^{\#13}$	0.0206	<0.01	0.0103	0.0126	<0.01	0.019	<0.01	0.0101	0.0217	<0.01	0.0108	0.0253	0.0364	0.022	0.0169	0.0137	
	Calcium	mg/L	0.2			65.1	24.7	23.7	14.8	14.3	4.36	11.8	19.5	1.17	0.329	5.25	1.24	2.55	5.56	3.78	1.8	
	Chloride	mg/L	2	$250^{\#1}$	$250^{\#3}$	2.4	<2	3	4.2	4.1	<2	5	8.2	2.8	<2	26.8	<2	5	<2	<2	<2	
	Cyanide (Free)	µg/L	2.5	$50^{\#1}$	$1^{\#2}$	<2.5	<2.5	1000	<2.5	<2.5	<2.5	<2.5	<2.5	<2.5	<2.5	<2.5	<2.5	<2.5	<2.5	<2.5	<2.5	
	Cyanide Total	µg/L	5	$50^{\#1}$	$1^{\#2}$	<5	<5	<5	<5	<5	<5	<5	<5	<5	<5	<5	<5	<5	<5	<5	<5	
	cyanides-complex	µg/L	5	$50^{\#1}$	$1^{\#2}$	<5	<5	<5	<5	<5	<5	<5	<5	<5	<5	<5	<5	<5	<5	<5	<5	
	Fluoride	µg/L	500	$1500^{\#1}$	$1000^{\#14}$	<500	609	1300	1580	1560	572	533	<500	991	<500	<500	<500	<500	517	<500	<500	
	Magnesium	mg/L	0.036			3.43	1.99	3.67	3.25	3.09	0.215	0.789	5.65	0.176	<0.036	1.61	0.261	0.139	0.485	0.188	0.157	
	Potassium	mg/L	0.2			28.1	29.6	55.4	15.7	22.9	2.8	4.69	6.22	0.327	<0.2	1.77	0.509	0.24	0.569	0.649	0.245	
	Sodium	mg/L	0.076	$200^{\#1}$		5.17	19.3	17.2	68.8	77.7	2.65	7.25	8.48	7.35	1.48	24.4	3.67	5.56	3.66	4.76	1.41	
	Sulphate	mg/L	2	$250(SO4)^{\#15}$	$400^{\#5}$	<2	<2	20	59.7	55.6	<2	2.2	16.2	<2	<2	29.3	<2	<2	<2	<2	<2	
Phenolics	Xylenols	µg/L	0.5			<0.5	<0.5	<0.5	<0.5	<0.5	<0.5	<0.5	<0.5	<0.5	<0.5	<0.5	<0.5	<0.5	<0.5	<0.5	<0.5	
	Cresol Total	µg/L	0.5			<0.5	<0.5	<0.5	<0.5	<0.5	<0.5	<0.5	<0.5	<0.5	<0.5	<0.5	<0.5	<1.5	<0.5	<1	<0.5	
	Phenol	µg/L	0.5	$5800^{\#16}$	$7.7^{\#2}$	<0.5	0.68	<0.5	<0.5	<0.5	<0.5	<0.5	<0.5	<0.5	<0.5	<0.5	<0.5	<3.5	<1.5	<1.5	<0.5	
	Phenols Monohydric	µg/L	0.5			<0.5	0.68	<0.5	<0.5	<0.5	<0.5	<0.5	<0.5	<0.5	<0.5	<0.5	<0.5	<9	<1.5	<2.5	<0.5	

Environmental Standards Comments
#1:Water Supply (Water Quality) Regulations 2016.
#2:Water Framework Directive (Standards and Classification) Directions (England and Wales) 2015.
#3:Operational Targets and EQS. EA, April 2018
#4:Water Framework Directive (Standards & Classification) Directions (England & Wales) 2015. Dissolved fraction. Lowest criteria presented (<40mg/l of CaCO3). See 'further assessment' if criteria exceeded and hardness (CaCO3) data available.
#5:Water Framework Directive (Standards & Classification) Directions (England & Wales) 2015. Dissolved fraction.
#6:Water Framework Directive (Standards and Classification) Directions (England and Wales) 2015. Dissolved Fraction. If hexavalent chromium (CrVI) data is available, a value of 4.7µg/l may be appropriate for the remaining trivalent chromium (CrIII).
#7:Operational Targets and EQS. EA, April 2018. Dissolved fraction.
#8:Water Framework Directive (Standards & Classification) Directions (England & Wales) 2015. Dissolved & bioavailable (bio) fraction plus background. M-BAT tool to assess: http://wfduk.org/resources/rivers-lakes-metal-bioavailability-assessment-tool-m-bat
#9:Water Framework Directive (Standards and Classification) Directions (England and Wales) 2015. Dissolved Fraction. MAC adopted in absence of AA value.
#10:Guidelines for Drinking-water Quality, 4th Edition. WHO, 2011. Informal value.
#11:Operational Targets and EQS. EA, April 2018. Lowest criteria presented (<200mg/l CaCO3). See 'further assessment' values if criteria exceeded and hardness (CaCO3) data available.
#12:Guidelines for Drinking-water Quality, 4th Edition. WHO, 2011. Based on taste rather than a formal guideline.
#13:Water Framework Directive (Standards and Classification) Directions (England and Wales) 2015. Indicator of 'good' status (90%ile) - Ammonia standard for lakes and rivers (total ammonia as nitrogen).
#14:Operational Targets and EQS. EA, April 2018. Dissolved fraction. Lowest criteria presented (<50 mg/l CaCO3). See 'further assessment' values if criteria exceeded and hardness (CaCO3) data available.
#15:Water Supply (Water Quality) Regulations 2016. As SO4.
#16:US EPA Regional Screening Levels, May 2019. https://www.epa.gov/risk/regional-screening-levels-rsls-generic-tables

Key

<0.5	Result MDL exceeds GAC
27.8	Result exceeds GAC

Notes
Where a range is given a determinand has been analysed for by more than one method

					Location_Code	BH14012	BH14012	BH14012	BH14017	BH14017	BH14017	BH14017	BH15003A	BH15003A	BH15003A	BH15003A	BH15003A	BH15003	BH15003	BH15003	BH16001
					Sample_Depth_Range	0.05-1.05	4.05-5.05	7.8-7.95	0.05-0.65	0.8-1.8	4.7-4.7	4.7-4.7	0.05-0.15	0.5-2.7	1.2-3.3	1.7-1.9	3.7-3.9	0.05-0.3	0.4-0.6	0.6-0.7	0.05-0.15	
					Samples_Date_Time	19/02/2020	21/02/2020	21/02/2020	10/03/2020	10/03/2020	10/03/2020	10/03/2020	05/02/2020	05/02/2020	05/02/2020	07/02/2020	07/02/2020	31/01/2020	31/01/2020	31/01/2020	14/02/2020	
				UK Drinking Water Standards (GAC)	UK Freshwater EQS (GAC)																	
Cham_Group	ChamName	output unit	EQL																			
Metals	Antimony	µg/L	1	5[#1]		<1	<1	<1	2.14	<1	<1	<1	<1	<1	<1	<1	2.02	<1	<1	<1	12.1
	Arsenic	µg/L	0.5	10[#1]	50[#2]	0.837	1.11	1.8	2	2.08	<0.5	<0.5	2.24	<0.5	<0.5	<0.5	5.08	2.83	<0.5	<0.5	1.78
	Boron	µg/L	10	1000[#3]	2000[#3]	39.2	18.6	<10	60.3	51.5	45	29.1	536	241	56.4	34.3	18.3	117	94.8	70.3	106
	Cadmium	µg/L	0.08	5[#1]	0.08[#4]	<0.08	<0.08	<0.08	<0.08	<0.08	<0.08	<0.08	<0.08	<0.08	<0.08	<0.08	<0.08	<0.08	<0.08	<0.08	<0.08
	Chromium (hexavalent)	µg/L	3		3.4[#5]	<3	<3	<3	<3	10.9	<3	<3	<3	<3	<3	<3	<3	<3	<3	<3	<3
	Chromium	µg/L	1	50[#1]	3.4[#5]	1.16	<1	<1	2.12	1.97	<1	<1	1.77	<1	<1	<1	<1	<1	<1	<1	<1
	Chromium (Trivalent)	µg/L	3		4.7[#6]	<3	<3	<3	<3	<3	<3	<3	<3	<3	<3	<3	<3	<3	<3	<3	<3
	Cobalt	µg/L	0.5		3[#7]	<0.5	<0.5	0.712	<0.5	0.588	<0.5	<0.5	<0.5	<0.5	<0.5	<0.5	2.32	<0.5	<0.5	<0.5	<0.5
	Copper	µg/L	0.3	2000[#1]	1(bio)[#8]	2.97	1.75	1.79	18.2	3.27	0.917	0.699	9.22	1.28	0.544	0.81	1.38	11.3	4.61	3.05	13.8
	Lead	µg/L	0.2	10[#1]	1.2(bio)[#8]	0.545	0.263	0.229	3.11	1.47	<0.2	<0.2	0.829	<0.2	<0.2	<0.2	<0.2	0.54	<0.2	<0.2	1.44
	Mercury	µg/L	0.01	1[#1]	0.07(MAC)[#9]	<0.01	0.0122	<0.01	0.0444	<0.01	<0.01	<0.01	0.0128	<0.01	<0.01	<0.01	<0.01	<0.01	<0.01	<0.01	0.432
	Molybdenum	µg/L	3	70[#10]		9.42	<3	<3	<3	<3	<3	<3	7.94	<3	<3	<3	75.8	5.52	<3	<3	<3
	Nickel	µg/L	0.4	20[#1]	4(bio)[#8]	1.56	1.01	1.28	6.94	1.83	0.983	1.03	4.83	0.403	<0.4	<0.4	18.6	7.88	1.46	1.79	6.79
	Selenium	µg/L	1	10[#1]		<1	<1	<1	1.21	<1	<1	<1	1.05	<1	6.01	3.24	304	1.11	<1	<1	<1
	Vanadium	µg/L	1		20[#11]	1.86	<1	2.03	4.38	4.24	<1	<1	4.5	<1	<1	<1	<1	2.82	<1	<1	4.15
	Zinc	µg/L	1	3000[#12]	10.9(bio)[#8]	2.79	2.68	3.4	7.97	3.49	<1	1.55	16.7	5.44	<1	1.45	<1	5.02	3.44	1.41	3
Inorganics	Ammoniacal Nitrogen as N	mg/L	0.01		0.6[#13]	<0.01	0.0323	0.0349	0.068	0.0136	0.0153	<0.01	0.0201	0.0132	<0.01	0.0154	0.169	0.0585	0.0282	0.0331	0.0135
	Calcium	mg/L	0.2			1.36	4.31	4.99	3.17	2.62	20.3	15	13.5	24.7	45.5	24.6	102	16.3	48.5	26.9	6.67
	Chloride	mg/L	2	250[#1]	250[#2]	<2	3.1	6.7	<2	<2	7.2	5.9	4.2	2.5	10.4	6.1	90.6	2.4	2.2	<2	<2
	Cyanide (Free)	µg/L	2.5	50[#1]	1[#2]	<2.5	2.52	<2.5	<2.5	<2.5	<2.5	<2.5	<2.5	<2.5	<2.5	<2.5	<2.5	<2.5	<2.5	<2.5	<2.5
	Cyanide Total	µg/L	5	50[#1]	1[#2]	<5	<5	<5	<5	<5	<5	<5	<5	<5	<5	<5	<5	<5	<5	<5	<5
	cyanides-complex	µg/L	5	50[#1]	1[#2]	<5	<5	<5	<5	<5	<5	<5	<5	<5	<5	<5	<5	<5	<5	<5	<5
	Fluoride	µg/L	500	1500[#8]	1000[#14]	<500	<500	<500	515	<500	<500	<500	1690	1050	4450	4080	2100	960	2020	1200	789
	Magnesium	mg/L	0.036			0.155	0.722	1.48	0.255	0.221	1.49	1.04	1.28	1.91	20.4	11.7	44.1	1.64	4.04	2.3	0.754
	Potassium	mg/L	0.2			0.3	0.912	4.13	0.862	0.345	2	1.67	3.51	0.387	0.315	0.947	17.2	9.61	0.535	1.69	0.256
	Sodium	mg/L	0.076	200[#1]		2.05	5.48	10.3	4.76	2.79	7.84	5.53	9.72	8.45	34.2	31.9	39	4.26	10	6.51	6.81
	Sulphate	mg/L	2	250(SO4)[#15]	400[#9]	<2	12.8	19	<2	<2	14	11.3	<2	10.4	90.2	53.3	424	<2	15.6	8.9	<2
Phenolics	Xylenols	µg/L	0.5			<0.5	<0.5	<0.5	<0.5	<0.5	<0.5	<0.5	<0.5	<0.5	<0.5	<0.5	<0.5	<0.5	<0.5	<0.5	<0.5
	Cresol Total	µg/L	0.5			<0.5	<1	<0.5	<0.5	<0.5	<0.5	<0.5	<0.5	<0.5	<0.5	<0.5	<0.5	<0.5	<0.5	<0.5	<0.5
	Phenol	µg/L	0.5	5800[#16]	7.7[#2]	<0.5	<0.5	<0.5	<0.5	<0.5	<0.5	<0.5	<0.5	<0.5	<0.5	<0.5	<0.5	<0.5	<0.5	<0.5	<0.5
	Phenols Monohydric	µg/L	0.5			<0.5	<1	<0.5	<0.5	<0.5	<0.5	<0.5	<0.5	<0.5	<0.5	<0.5	<0.5	<0.5	<0.5	<0.5	<0.5

Environmental Standards Comments
#1:Water Supply (Water Quality) Regulations 2016.
#2:Water Framework Directive (Standards and Classification) Directions (England and Wales) 2015.
#3:Operational Targets and EQS. EA, April 2018
#4:Water Framework Directive (Standards & Classification) Directions (England & Wales) 2015. Dissolved fraction. Lowest criteria presented (<40mg/l of CaCO3). See 'further assessment' if criteria exceeded and hardness (CaCO3) data available.
#5:Water Framework Directive (Standards & Classification) Directions (England & Wales) 2015. Dissolved fraction.
#6:Water Framework Directive (Standards and Classification) Directions (England and Wales) 2015. Dissolved Fraction. If hexavalent chromium (CrVI) data is available, a value of 4.7µg/l may be appropriate for the remaining trivalent chromium (CrIII).
#7:Operational Targets and EQS. EA, April 2018. Dissolved fraction.
#8:Water Framework Directive (Standards & Classification) Directions (England & Wales) 2015. Dissolved & bioavailable (bio) fraction plus background. M-BAT tool to assess: http://wfduk.org/resources/rivers-lakes-metal-bioavailability-assessment-tool-m-bat
#9:Water Framework Directive (Standards and Classification) Directions (England and Wales) 2015. Dissolved Fraction. MAC adopted in absence of AA-value.
#10:Guidelines for Drinking-water Quality, 4th Edition. WHO, 2011. Informal value.
#11:Operational Targets and EQS. EA, April 2018. Lowest criteria presented (<200mg/l CaCO3). See 'further assessment' values if criteria exceeded and hardness (CaCO3) data available.
#12:Guidelines for Drinking-water Quality, 4th Edition. WHO, 2011. Based on taste rather than a formal guideline.
#13:Water Framework Directive (Standards and Classification) Directions (England and Wales) 2015. Indicator of 'good' status (90%ile) - Ammonia standard for lakes and rivers (total ammonia as nitrogen).
#14:Operational Targets and EQS. EA, April 2018. Dissolved fraction. Lowest criteria presented (<50 mg/l CaCO3). See 'further assessment' values if criteria exceeded and hardness (CaCO3) data available.
#15:Water Supply (Water Quality) Regulations 2016. As SO4.
#16:US EPA Regional Screening Levels, May 2019. https://www.epa.gov/risk/regional-screening-levels-rsls-generic-tables

Key

<0.6	Result MDL exceeds GAC
27.8	Result exceeds GAC

Notes
Where a range is given a determinand has been analysed for by more than one method

					Location_Code	BH16001	BH16001	BH16001	BH17001	BH17001	BH17001	BH17001	BH17001	BH17001	BH17001	BH18001	BH18001	BH18001	BH18002	BH18002	BH18002
					Sample_Depth_Range	0.7-0.8	1.3-1.4	5.75-5.9	0.05-0.05	0.05-0.05	1.7-1.8	19.0-19.08	19.5-19.68	3.75-3.9	4.7-4.9	2.00-2.10	1.2-1.3	3.8-4	0.05-0.15	1.1-1.2	22.08-22.3
					Sampled_Date_Time	14/02/2020	14/02/2020	19/02/2020	31/01/2020	31/01/2020	06/02/2020	12/02/2020	12/02/2020	07/02/2020	07/02/2020	25/02/2020	25/02/2020	27/02/2020	05/03/2020	05/03/2020	12/03/2020
				UK Drinking Water Standards (GAC)	UK Freshwater EQS (GAC)																
Chem_Group	**ChemName**	**output unit**	**EQL**																		
Metals	Antimony	µg/L	1	5[#1]		<1	<1	4.22	<1	<1	<1	5.12	2.82	<1	1.34	<1	<1	2.37	<1	<1	2.24
	Arsenic	µg/L	0.5	10[#1]	50[#2]	0.767	1.57	6.03	1.11	<0.5	0.548	15.6	10.5	0.624	3.73	0.676	<0.5	3.76	0.51	<0.5	13.1
	Boron	µg/L	10	1000[#1]	2000[#2]	136	312	137	27.7	<10	47.7	186	193	102	108	104	180	107	55.6	97	99.5
	Cadmium	µg/L	0.08	5[#1]	0.08[#4]	<0.08	<0.08	<0.08	<0.08	<0.08	<0.08	<0.08	<0.08	<0.08	<0.08	<0.08	<0.08	0.0824	<0.08	<0.08	<0.08
	Chromium (hexavalent)	µg/L	3		3.4[#5]	<3	<3	<3	<3	<3	<3	<3	<3	<3	<3	<3	<3	<3	<3	<3	<3
	Chromium	µg/L	1	50[#1]	3.4[#6]	<1	<1	<1	<1	1.82	<1	<1	<1	<1	<1	<1	<1	<1	<1	<1	<1
	Chromium (Trivalent)	µg/L	3		4.7[#6]	<3	<3	<3	<3	<3	<3	<3	<3	<3	<3	<3	<3	<3	<3	<3	<3
	Cobalt	µg/L	0.5		3[#7]	<0.5	<0.5	0.866	0.664	<0.5	<0.5	0.521	<0.5	<0.5	1.5	<0.5	<0.5	1.85	<0.5	<0.5	<0.5
	Copper	µg/L	0.3	2000[#1]	1(bio)[#8]	1.82	1.18	1.12	10.9	3.25	1.25	2.91	1.65	2.49	1.36	9.04	1.54	1.56	5.46	0.482	0.912
	Lead	µg/L	0.2	10[#1]	1.2(bio)[#8]	<0.2	<0.2	0.576	1.94	<0.2	<0.2	0.676	<0.2	<0.2	<0.2	<0.2	<0.2	<0.2	<0.2	<0.2	<0.2
	Mercury	µg/L	0.01	1[#1]	0.07(MAC)[#9]	<0.01	<0.01	<0.01	0.0246	<0.01	<0.01	<0.01	<0.01	<0.01	<0.01	0.0123	<0.01	<0.01	<0.01	<0.01	<0.01
	Molybdenum	µg/L	3	70[#10]		<3	<3	<3	55.3	<3	<3	45.1	38.1	<3	48.7	<3	<3	72.6	<3	<3	11.8
	Nickel	µg/L	0.4	20[#1]	4(bio)[#8]	0.721	1.37	4.59	17.3	3.33	0.462	3.36	2.37	0.809	6.01	3.54	<0.4	9.79	3.89	<0.4	1.54
	Selenium	µg/L	1	10[#1]		<1	1.78	406	<1	<1	1.45	61.9	68.8	16.4	217	<1	<1	284	<1	<1	16.2
	Vanadium	µg/L	1		20[#11]	<1	<1	<1	<1	<1	<1	34.5	23.1	<1	<1	1.31	<1	<1	1.58	<1	32.6
	Zinc	µg/L	1	3000[#12]	10.9(bio)[#8]	1.04	2.03	2.26	7.45	2.02	1.31	<1	<1	1.31	<1	2.74	<1	1.65	1.94	<1	1.06
Inorganics	Ammoniacal Nitrogen as N	mg/L	0.01		0.6[#13]	0.0108	0.0469	0.826	0.0464	0.019	0.0237	0.56	0.333	0.124	0.348	0.0191	0.0166	0.364	0.249	0.01	0.959
	Calcium	mg/L	0.2			19.2	575	62.6	3.47	1.42	30.6	10.4	14.3	21.1	39.1	19.4	28	83	1.66	48	8.47
	Chloride	mg/L	2	250[#1]	250[#2]	4.7	56.4	133	<2	<2	2.3	25.5	35.6	10.3	34.6	<2	6.4	118	<2	8.4	20.9
	Cyanide (Free)	µg/L	2.5	50[#1]	1[#2]	<2.5	<2.5	<2.5	<2.5	<2.5	<2.5	<2.5	<2.5	<2.5	<2.5	<2.5	<2.5	<2.5	<2.5	<2.5	<2.5
	Cyanide Total	µg/L	5	50[#1]	1[#2]	<5	<5	<5	<5	<5	<5	<5	<5	<5	<5	<5	<5	<5	<5	<5	<5
	cyanides-complex	µg/L	5	50[#1]	1[#2]	<5	<5	<5	<5	<5	<5	<5	<5	<5	<5	<5	<5	<5	<5	<5	<5
	Fluoride	µg/L	500	1500[#1]	1000[#14]	1670	885	1560	<500	<500	1910	850	823	2970	3460	780	2880	2640	<500	1800	<500
	Magnesium	mg/L	0.036			12.4	396	58.1	0.422	0.372	14.8	4.6	6.44	12.4	22.9	1.98	18.7	58.5	0.125	32.4	3.63
	Potassium	mg/L	0.2			<0.2	2.56	33.9	5.28	0.557	3.16	16.2	20.2	4.14	14	0.94	<0.2	23.8	<0.2	0.762	14.5
	Sodium	mg/L	0.076	200[#1]		22	191	129	1.49	1.4	19.7	56.1	65.6	47	70.9	5.56	51.3	149	2.18	46	43.8
	Sulphate	mg/L	2	250(SO4)[#15]	400[#2]	34.6	3450	566	<2	<2	53.3	120	156	121	287	3.3	83.6	714	<2	233	74.4
Phenolics	Xylenols	µg/L	0.5			<0.5	<0.5	<0.5	<0.5	<0.5	<0.5	<0.5	<0.5	<0.5	<0.5	<0.5	<0.5	<0.5	<0.5	<0.5	<0.5
	Cresol Total	µg/L	0.5			<0.5	<0.5	<0.5	<0.5	<0.5	<0.5	<0.5	<0.5	<0.5	<0.5	<0.5	<0.5	<0.5	<0.5	<0.5	<0.5
	Phenol	µg/L	0.5	5800[#16]	7.7[#2]	0.8	<0.5	<0.5	<0.5	<0.5	<0.5	<0.5	<0.5	<0.5	<0.5	<0.7	<0.5	<0.5	0.73	<0.5	<0.5
	Phenols Monohydric	µg/L	0.5			0.8	<0.5	<0.5	<0.5	<0.5	<0.5	<0.5	<0.5	<0.5	<0.5	<0.7	<0.5	<0.5	0.73	<0.5	<0.5

Environmental Standards Comments
#1:Water Supply (Water Quality) Regulations 2016.
#2:Water Framework Directive (Standards and Classification) Directions (England and Wales) 2015.
#3:Operational Targets and EQS. EA, April 2018
#4:Water Framework Directive (Standards & Classification) Directions (England & Wales) 2015. Dissolved fraction. Lowest criteria presented (<40mg/l of CaCO3). See 'further assessment' if criteria exceeded and hardness (CaCO3) data available.
#5:Water Framework Directive (Standards & Classification) Directions (England & Wales) 2015. Dissolved fraction.
#6:Water Framework Directive (Standards and Classification) Directions (England and Wales) 2015. Dissolved Fraction. If hexavalent chromium (CrVI) data is available, a value of 4.7µg/l may be appropriate for the remaining trivalent chromium (CrIII).
#7:Operational Targets and EQS. EA, April 2018. Dissolved fraction.
#8:Water Framework Directive (Standards & Classification) Directions (England & Wales) 2015. Dissolved & bioavailable (bio) fraction plus background. M-BAT tool to assess: http://wfduk.org/resources/rivers-lakes-metal-bioavailability-assessment-tool-m-bat
#9:Water Framework Directive (Standards and Classification) Directions (England and Wales) 2015. Dissolved Fraction. MAC adopted in absence of AA value.
#10:Guidelines for Drinking-water Quality, 4th Edition. WHO, 2011. Informal value.
#11:Operational Targets and EQS. EA, April 2018. Lowest criteria presented (>200mg/l CaCO3). See 'further assessment' values if criteria exceeded and hardness (CaCO3) data available.
#12:Guidelines for Drinking-water Quality, 4th Edition. WHO, 2011. Based on taste rather than a formal guideline.
#13:Water Framework Directive (Standards and Classification) Directions (England and Wales) 2015. Indicator of 'good' status (90%ile) - Ammonia standard for lakes and rivers (total ammonia as nitrogen).
#14:Operational Targets and EQS. EA, April 2018. Dissolved fraction. Lowest criteria presented (<50 mg/l CaCO3). See 'further assessment' values if criteria exceeded and hardness (CaCO3) data available.
#15:Water Supply (Water Quality) Regulations 2016. As SO4.
#16:US EPA Regional Screening Levels, May 2019. https://www.epa.gov/risk/regional-screening-levels-rsls-generic-tables

Key

<0.8	Result MDL exceeds GAC
27.8	Result exceeds GAC

Notes
Where a range is given a determinand has been analysed for by more than one method

					Location_Code	CT16002	CT16001A	CT16003A	CT16003A	CT16004	CT16004	CT16005A	CT16005	CT16005	CT16006	CT16006	CT16007	CT16007	CT17001	CT17001	CT17002
					Sample_Depth_Range	0.05-0.1	0.5-0.55	0.05-0.1	1.1-1.2	0.05-0.05	0.65-0.65	0.5-0.7	0.05-0.15	0.55-0.65	0.05-0.15	1.1-1.2	0.05-0.05	0.05-0.05	0.05-0.05	0.5-0.9	0.05-0.05
					Sampled_Date_Time	17/03/2020	17/03/2020	02/04/2020	02/04/2020	19/02/2020	19/02/2020	03/03/2020	03/03/2020	03/03/2020	03/03/2020	03/03/2020	13/03/2020	13/03/2020	11/03/2020	11/03/2020	11/03/2020
				UK Drinking Water Standards (GAC)	UK Freshwater EQS (GAC)																
Chem_Group	**ChemName**	**output unit**	**EQL**																		
Metals	Antimony	µg/L	1	5[#1]		<1	<1	<1	<1	<1	<1	<1	<1	<1	<1	<1	<1	<1	<1	<1	<1
	Arsenic	µg/L	0.5	10[#1]	50[#2]	1.46	<0.5	0.786	<0.5	2.12	1.99	0.733	0.894	0.972	1.61	0.608	1.84	2.08	0.62	0.682	0.752
	Boron	µg/L	10	1000[#1]	2000[#3]	111	144	47.3	74.6	29.1	58.6	146	84.3	104	26.2	59.3	145	149	38.2	288	58.2
	Cadmium	µg/L	0.08	5[#1]	0.08[#8]	<0.08	<0.08	<0.08	<0.08	<0.08	<0.08	0.126	<0.08	0.0983	<0.08	0.346	0.105	0.119	<0.08	<0.08	<0.08
	Chromium (hexavalent)	µg/L	3		3.4[#8]	<3	<3	<3	<3	<3	<3	<3	<3	<3	<3	<3	<3	<3	<3	<3	<3
	Chromium	µg/L	1	50[#1]	3.4[#8]	<1	<1	<1	<1	<1	<1	1.01	<1	1.23	<1	1.67	1.23	1.56	<1	<1	<1
	Chromium (Trivalent)	µg/L	3		4.7[#8]	<3	<3	<3	<3	<3	<3	<3	<3	<3	<3	<3	<3	<3	<3	<3	<3
	Cobalt	µg/L	0.5		3[#7]	<0.5	<0.5	<0.5	<0.5	<0.5	0.657	2.34	<0.5	2.55	<0.5	8.62	0.558	0.558	<0.5	<0.5	<0.5
	Copper	µg/L	0.3	2000[#1]	1(bio)[#8]	12	4.11	6.07	0.42	6.02	16.3	7.46	7.3	6.41	4.85	3.96	18.6	19.3	5.08	7.84	5.43
	Lead	µg/L	0.2	10[#1]	1.2(bio)[#8]	<0.2	<0.2	<0.2	<0.2	<0.2	0.81	0.216	0.244	0.454	<0.2	1.45	0.341	0.39	<0.2	0.325	<0.2
	Mercury	µg/L	0.01	1[#1]	0.07(MAC)[#8]	<0.01	<0.01	<0.01	<0.01	<0.01	0.121	<0.01	0.013	<0.01	0.0125	<0.01	0.0853	0.081	<0.01	<0.01	<0.01
	Molybdenum	µg/L	3	70[#13]		<3	<3	<3	<3	<3	4.12	5.24	<3	<3	<3	6.83	<3	<3	<3	3.76	<3
	Nickel	µg/L	0.4	20[#1]	4(bio)[#8]	5.21	0.591	4.3	<0.4	4.19	20.7	21.1	19.3	19.6	13.4	28.3	17.8	20	5.49	2.38	6.85
	Selenium	µg/L	1	10[#1]		<1	<1	<1	<1	<1	1.18	<1	<1	<1	<1	<1	1.11	1.09	<1	<1	<1
	Vanadium	µg/L	1		20[#11]	3.8	<1	2.25	<1	3.49	1.18	<1	1.56	<1	1.39	2.65	1.16	1.99	<1	1.02	<1
	Zinc	µg/L	1	3000[#12]	10.9(bio)[#8]	2.53	<1	6.96	1.09	1.19	5.77	5.28	13.3	19.8	1.6	29.4	10.1	7.5	<1	14.6	<1
Inorganics	Ammoniacal Nitrogen as N	mg/L	0.01		0.6[#13]	0.0263	0.0147	0.041	0.025	0.0102	0.0343	0.0156	0.0293	0.041	0.0354	0.14	0.018	0.018	0.0107	0.0117	0.0146
	Calcium	mg/L	0.2			13.5	16.2	3.09	6.31	17.6	29.4	21.1	5.49	14.3	38.3	20.7	13.2	12.5	9.38	18.8	5.41
	Chloride	mg/L	2	250[#1]	250[#2]	<2	2.2	<2	12.6	<2	5.1	4.9	<2	3.6	<2	5.9	2.3	2.5	<2	6.7	<2
	Cyanide (Free)	µg/L	2.5	50[#1]	1[#2]	<2.5	<2.5	<2.5	<2.5	<2.5	<2.5	<2.5	<2.5	<2.5	<2.5	<2.5	<2.5	<2.5	<2.5	<2.5	<2.5
	Cyanide Total	µg/L	5	50[#1]	1[#2]	<5	<5	<5	<5	<5	<5	<5	<5	<5	<5	<5	<5	<5	<5	<5	<5
	cyanides-complex	µg/L	5	50[#1]	1[#2]	<5	<5	<5	<5	<5	<5	<5	<5	<5	<5	<5	<5	<5	<5	<5	<5
	Fluoride	µg/L	500	1500[#1]	1000[#14]	672	857	726	1570	1210	566	<500	821	<500	1610	<500	600	654	1140	1320	1200
	Magnesium	mg/L	0.036			1.35	4.2	0.494	7.39	1.95	6.98	6.7	0.781	5.51	4.59	8.2	0.95	0.929	1.25	9.03	1.08
	Potassium	mg/L	0.2			1.36	<0.2	0.936	<0.2	3.87	1.49	0.699	3.63	0.562	3.21	2.51	17.7	17.5	2.58	0.203	3.28
	Sodium	mg/L	0.076	200[#1]		5.77	11.6	3.39	28.4	1.72	9.15	9.04	2.78	8.59	4.11	9.74	4.52	4.49	2.7	10.7	3.12
	Sulphate	mg/L	2	250(SO4)[#15]	400[#3]	<2	<2	<2	67.6	<2	9.3	60.4	<2	56.5	<2	90.8	<2	<2	<2	7.6	<2
Phenolics	Xylenols	µg/L	0.5			<0.5	<0.5	<0.5	<0.5	<0.5	<0.5	<0.5	<0.5	<0.5	<0.5	<0.5	<2.5	<2.5	<0.5	<0.5	<0.5
	Cresol Total	µg/L	0.5			<0.5	<0.5	<0.5	<0.5	<0.5	<0.5	<0.5	<0.5	<0.5	<0.5	<0.5	<2.5	<2.5	<0.5	<0.5	<0.5
	Phenol	µg/L	0.5	5800[#16]	7.7[#2]	<0.5	0.76	<0.5	<0.5	<0.5	<0.5	<0.5	<0.5	<0.5	<0.5	<0.5	<2.5	<2.5	<0.5	<0.5	<0.5
	Phenols Monohydric	µg/L	0.5			<0.5	0.76	<0.5	<0.5	<0.5	<0.5	<0.5	<0.5	<0.5	<0.5	<0.5	<0.5	<0.5	<0.5	<0.5	<0.5

Environmental Standards Comments
#1:Water Supply (Water Quality) Regulations 2016.
#2:Water Framework Directive (Standards and Classification) Directions (England and Wales) 2015.
#3:Operational Targets and EQS. EA, April 2018
#4:Water Framework Directive (Standards & Classification) Directions (England & Wales) 2015. Dissolved fraction. Lowest criteria presented (<40mg/l of CaCO3). See 'further assessment' if criteria exceeded and hardness (CaCO3) data available.
#5:Water Framework Directive (Standards & Classification) Directions (England & Wales) 2015. Dissolved fraction.
#6:Water Framework Directive (Standards and Classification) Directions (England and Wales) 2015. Dissolved Fraction. If hexavalent chromium (Cr(VI) data is available, a value of 4.7µg/l may be appropriate for the remaining trivalent chromium (Cr(III).
#7:Operational Targets and EQS. EA, April 2018. Dissolved fraction.
#8:Water Framework Directive (Standards & Classification) Directions (England & Wales) 2015. Dissolved & bioavailable (bio) fraction plus background. M-BAT tool to assess: http://wfduk.org/resources/rivers-lakes-metal-bioavailability-assessment-tool-m-bat
#9:Water Framework Directive (Standards and Classification) Directions (England and Wales) 2015. Dissolved Fraction. MAC adopted in absence of AA value.
#10:Guidelines for Drinking-water Quality, 4th Edition. WHO, 2011. Informal value.
#11:Operational Targets and EQS. EA, April 2018. Lowest criteria presented (<200mg/l CaCO3). See 'further assessment' values if criteria exceeded and hardness (CaCO3) data available.
#12:Guidelines for Drinking-water Quality, 4th Edition. WHO, 2011. Based on taste rather than a formal guideline.
#13:Water Framework Directive (Standards and Classification) Directions (England and Wales) 2015. Indicator of 'good' status (90%ile) - Ammonia standard for lakes and rivers (total ammonia as nitrogen).
#14:Operational Targets and EQS. EA, April 2018. Dissolved fraction. Lowest criteria presented (<50 mg/l CaCO3). See 'further assessment' values if criteria exceeded and hardness (CaCO3) data available.
#15:Water Supply (Water Quality) Regulations 2016. As SO4.
#16:US EPA Regional Screening Levels, May 2019. https://www.epa.gov/risk/regional-screening-levels-rsls-generic-tables

Key

<0.6	Result MDL exceeds GAC
27.8	Result exceeds GAC

Notes
Where a range is given a determinand has been analysed for by more than one method

					Location_Code	CT17002	CT17004	CT17005	CT17006	CT17006	CT17007	CT17007	CT17009A	CT17009A	CT17009A	CT18006	CT18006	CT18010	CT18010	CT18011	CT18011
					Sample_Depth_Range	0.0-0.7	0.0-0.7	0.0-0.7	0.05-0.15	1.1-1.2	0.05-0.05	0.5-0.6	0.05-0.05	0.05-0.05	0.5-0.6	0.05-0.15	1.1-1.2	0.05-0.05	0.85-0.85	0.05-0.05	0.85-0.85
					Samoled_Date_Time	11/03/2020	04/03/2020	04/03/2020	04/03/2020	04/03/2020	18/02/2020	18/02/2020	06/04/2020	06/04/2020	06/04/2020	05/03/2020	05/03/2020	10/03/2020	10/03/2020	10/03/2020	10/03/2020
				UK Drinking Water Standards (GAC)	UK Freshwater EQS (GAC)																
Chem_Group	**ChemName**	**output unit**	**EQL**																		
Metals	Antimony	µg/L	1	5[#1]		<1	<1	<1	1	<1	<1	<1	<1	<1	<1	<1	<1	<1	<1	<1	<1
	Arsenic	µg/L	0.5	10[#1]	50[#2]	<0.5	<0.5	0.503	2.44	<0.5	0.765	1.15	0.776	1.02	<0.5	<0.5	<0.5	0.986	<0.5	0.859	<0.5
	Boron	µg/L	10	1000[#1]	2000[#3]	73.4	40	35.7	97.1	23.1	51.3	24.6	36.9	57.1	28.8	122	139	118	143	98.7	178
	Cadmium	µg/L	0.08	5[#1]	0.08[#4]	<0.08	0.309	0.109	<0.08	<0.08	<0.08	<0.08	<0.08	<0.08	<0.08	<0.08	<0.08	<0.08	<0.08	<0.08	<0.08
	Chromium (hexavalent)	µg/L	3		3.4[#5]	<3	<3	<3	<3	<3	<3	<3	<3	<3	<3	<3	<3	<3	<3	<3	<3
	Chromium	µg/L	1	50[#1]	3.4[#5]	<1	1.4	1.13	<1	<1	<1	<1	1.31	2.69	<1	<1	<1	<1	<1	1.32	<1
	Chromium (Trivalent)	µg/L	3		4.7[#6]	<3	<3	<3	<3	<3	<3	<3	<3	<3	<3	<3	<3	<3	<3	<3	<3
	Cobalt	µg/L	0.5		3[#7]	<0.5	5.47	1.74	<0.5	0.629	<0.5	<0.5	<0.5	<0.5	<0.5	<0.5	<0.5	<0.5	<0.5	<0.5	<0.5
	Copper	µg/L	0.3	2000[#1]	1(bio)[#8]	1.43	3.53	3.33	13.7	1.68	7.82	7.46	11	12.8	2.34	0.523	0.407	11.7	1.51	8.31	0.908
	Lead	µg/L	0.2	10[#1]	1.2(bio)[#8]	<0.2	0.658	0.251	<0.2	<0.2	0.221	0.508	0.424	0.532	<0.2	<0.2	<0.2	1.87	0.402	1.31	0.405
	Mercury	µg/L	0.01	1[#1]	0.07(MAC)[#9]	<0.01	<0.01	<0.01	0.175	<0.01	<0.01	<0.01	<0.01	<0.01	<0.01	<0.01	<0.01	0.0182	<0.01	<0.01	<0.01
	Molybdenum	µg/L	3	70[#10]		<3	<3	<3	7.16	<3	<3	<3	<3	4.37	<3	<3	<3	<3	10.1	<3	10.5
	Nickel	µg/L	0.4	20[#1]	4(bio)[#8]	<0.4	17.4	10.6	16.8	3.87	8.83	7.95	6.93	9.11	<0.4	0.494	<0.4	6	0.798	3.99	<0.4
	Selenium	µg/L	1	10[#1]		<1	<1	<1	1.6	<1	<1	<1	<1	<1	<1	<1	1.11	<1	<1	<1	<1
	Vanadium	µg/L	1		20[#11]	<1	<1	<1	1.82	<1	<1	<1	2.72	3.82	<1	<1	<1	2.92	<1	2.33	<1
	Zinc	µg/L	1	3000[#12]	10.9(bio)[#8]	2.09	22.7	8.22	1.46	1.96	3.72	3.98	3.73	3.93	<1	<1	<1	2.75	1.87	3.74	2.15
Inorganics	Ammoniacal Nitrogen as N	mg/L	0.01		0.6[#13]	0.026	0.0658	0.0788	0.0247	0.0452	0.022	0.049	<0.01	0.07	<0.01	0.0178	<0.01	0.0228	0.0163	0.0196	0.0278
	Calcium	mg/L	0.2			14.7	7.4	6.69	98.8	4.68	7.28	7.27	4.82	7.93	11.4	66.2	57.1	5.12	55	2.8	35.4
	Chloride	mg/L	2	250[#1]	250[#5]	<2	<2	<2	3.9	<2	<2	<2	<2	<2	2.2	5.8	<2	<2	3.8	<2	<2
	Cyanide (Free)	µg/L	2.5	50[#1]	1[#2]	<2.5	<2.5	<2.5	<2.5	<2.5	<2.5	<2.5	<2.5	<2.5	<2.5	<2.5	<2.5	<2.5	<2.5	<2.5	<2.5
	Cyanide Total	µg/L	5	50[#1]	1[#2]	<5	<5	<5	<5	<5	<5	<5	<5	<5	<5	<5	<5	<5	<5	<5	<5
	cyanides-complex	µg/L	5	50[#1]	1[#2]	<5	<5	<5	<5	<5	<5	<5	<5	<5	<5	<5	<5	<5	<5	<5	<5
	Fluoride	µg/L	500	1500[#5]	1000[#14]	3510	<500	<500	1010	<500	541	<500	<500	<500	1190	1110	1890	<500	4190	<500	2800
	Magnesium	mg/L	0.036			8.65	3.19	2.13	11.4	1.95	0.92	1.17	0.698	1.12	4.6	4.72	28.5	0.402	24.9	0.357	20.5
	Potassium	mg/L	0.2			0.257	1.36	1.06	5.26	<0.2	0.596	<0.2	2.23	3.77	<0.2	1.02	0.374	0.618	0.26	0.691	0.37
	Sodium	mg/L	0.076	200[#1]		5.93	3.38	2.46	7.98	2.5	2.95	3.72	1.72	2.3	10.6	10.3	28.8	4.49	16.1	3.44	11.8
	Sulphate	mg/L	2	250(SO4)[#15]	400[#5]	3.8	27.3	16.6	35.4	17	<2	<2	<2	<2	15.4	18.2	183	<2	35.2	2.2	20.2
Phenolics	Xylenols	µg/L	0.5			<0.5	<0.5	<0.5	<0.5	<0.5	<0.5	<0.5	<0.5	<0.5	<0.5	<0.5	<0.5	<0.5	<0.5	<0.5	<0.5
	Cresol Total	µg/L	0.5			<0.5	<0.5	<0.5	<0.5	<0.5	<0.5	<0.5	<0.5	<0.5	<0.5	<0.5	<0.5	<0.5	<0.5	<0.5	<0.5
	Phenol	µg/L	0.5	5800[#16]	7.7[#2]	<0.5	<0.5	<0.5	<0.5	<0.5	<0.5	<0.5	<0.5	<0.5	<0.5	<0.5	<0.5	<0.5	<0.5	<0.5	0.58
	Phenols Monohydric	µg/L	0.5			<0.5	<0.5	<0.5	<0.5	<0.5	<0.5	<0.5	<0.5	<0.5	<0.5	<0.5	<0.5	<0.5	<0.5	<0.5	0.58

Environmental Standards Comments
#1:Water Supply (Water Quality) Regulations 2016.
#2:Water Framework Directive (Standards and Classification) Directions (England and Wales) 2015.
#3:Operational Targets and EQS. EA, April 2018
#4:Water Framework Directive (Standards & Classification) Directions (England & Wales) 2015. Dissolved fraction. Lowest criteria presented (<40mg/l of CaCO3). See 'further assessment' if criteria exceeded and hardness (CaCO3) data available.
#5:Water Framework Directive (Standards & Classification) Directions (England & Wales) 2015. Dissolved fraction.
#6:Water Framework Directive (Standards and Classification) Directions (England and Wales) 2015. Dissolved Fraction. If hexavalent chromium (CrVI) data is available, a value of 4.7µg/l may be appropriate for the remaining trivalent chromium (CrIII).
#7:Operational Targets and EQS. EA, April 2018. Dissolved fraction.
#8:Water Framework Directive (Standards & Classification) Directions (England & Wales) 2015. Dissolved & bioavailable (bio) fraction plus background. M-BAT tool to assess: http://wfduk.org/resources/rivers-lakes-metal-bioavailability-assessment-tool-m-bat
#9:Water Framework Directive (Standards and Classification) Directions (England and Wales) 2015. Dissolved Fraction. MAC adopted in absence of AA value.
#10:Guidelines for Drinking-water Quality, 4th Edition. WHO, 2011. Informal value.
#11:Operational Targets and EQS. EA, April 2018. Lowest criteria presented (<200mg/l CaCO3). See 'further assessment' values if criteria exceeded and hardness (CaCO3) data available.
#12:Guidelines for Drinking-water Quality, 4th Edition. WHO, 2011. Based on taste rather than a formal guideline.
#13:Water Framework Directive (Standards and Classification) Directions (England and Wales) 2015. Indicator of 'good' status (90%ile) - Ammonia standard for lakes and rivers (total ammonia as nitrogen).
#14:Operational Targets and EQS. EA, April 2018. Dissolved fraction. Lowest criteria presented (<50 mg/l CaCO3). See 'further assessment' values if criteria exceeded and hardness (CaCO3) data available.
#15:Water Supply (Water Quality) Regulations 2016. As SO4.
#16:US EPA Regional Screening Levels, May 2019. https://www.epa.gov/risk/regional-screening-levels-rsls-generic-tables

Key

<9.6	Result MDL exceeds GAC
27.8	Result exceeds GAC

Notes
Where a range is given a determinand has been analysed for by more than one method

					Location_Code	CT18012	CT18013	CT18013	OH16002B	OH16002B	OH16002	OH16002	OH16002	OH16002	OH16003	OH16003	OH16003	OH16004	OH16004	OH17001	OH17001
					Sample_Depth_Range	0.4-0.5	0.4-0.5	0.95-0.95	0.3	0.05	0.05	0.3	2.7	6.7	0.05	0.7	2.3	0.05	2.3	2.05	2.1
					Sampled_Date_Time	05/03/2020	10/03/2020	10/03/2020	22/01/2020	22/01/2020	05/11/2019	05/11/2019	05/11/2019	06/11/2019	11/11/2019	11/11/2019	12/11/2019	18/11/2019	19/11/2019	20/11/2019	20/11/2019
				UK Drinking Water Standards (GAC)	UK Freshwater EQS (GAC)																
Chem_Group	**ChemName**	**output unit**	**EQL**																		
Metals	Antimony	µg/L	1	5[#1]		<1	<1	<1	<1	<1	-	-	<1	4.82	<10	<1	<1	<1	<1	<1	<1
	Arsenic	µg/L	0.5	10[#1]	50[#2]	<0.5	0.96	1.24	<0.5	1.36	-	-	<0.5	8.4	<5	0.621	2.28	0.664	1.07	1.33	1.42
	Boron	µg/L	10	1000[#1]	2000[#3]	113	213	153	465	135	-	-	72.1	198	<100	58.1	122	62.1	287	254	189
	Cadmium	µg/L	0.08	5[#1]	0.08[#4]	<0.08	<0.08	<0.08	<0.08	<0.08	-	-	<0.08	0.108	<0.8	0.627	<0.08	0.082	<0.08	<0.08	1.16
	Chromium (hexavalent)	µg/L	3		3.4[#6]	<3	<3	<3	<3	<3	-	-	<3	<3	<3	<3	<3	<3	<3	<3	<3
	Chromium	µg/L	1	50[#1]	3.4[#6]	<1	<1	<1	<1	1.18	-	-	<1	<1	<10	1.7	<1	<1	<1	<1	<1
	Chromium (Trivalent)	µg/L	3		4.7[#6]	<3	<3	<3	<3	<3	-	-	<3	<3	<3	<3	<3	<3	<3	<3	<3
	Cobalt	µg/L	0.5		3[#7]	<0.5	<0.5	<0.5	<0.5	<0.5	-	-	<0.5	<0.5	<5	15	2.25	0.665	0.954	<0.5	2.83
	Copper	µg/L	0.3	2000[#1]	1(bio)[#8]	0.661	1.12	0.686	14.6	10	-	-	0.562	0.66	5.51	5.1	2.61	9.46	4.35	2.22	1.81
	Lead	µg/L	0.2	10[#1]	1.2(bio)[#8]	3.91	<0.2	<0.2	0.404	0.791	-	-	<0.2	<0.2	<2	0.668	<0.2	0.238	<0.2	<0.2	<0.2
	Mercury	µg/L	0.01	1[#1]	0.07(MAC)[#9]	<0.01	<0.01	<0.01	<0.01	<0.01	-	-	<0.01	<0.01	<0.01	<0.01	<0.01	<0.01	<0.01	<0.01	<0.01
	Molybdenum	µg/L	3	70[#10]		<3	<3	<3	<3	7.48	3.36	-	-	<3	87.2	<30	4.82	<3	<3	4.15	<3	<3
	Nickel	µg/L	0.4	20[#1]	4(bio)[#8]	0.543	0.854	0.801	18.1	11.9	-	-	0.749	2.67	15.9	40	17.3	15.2	2.72	8.99	5.65
	Selenium	µg/L	1	10[#1]		<1	<1	<1	<1	<1	-	-	1.18	280	<10	<1	5.57	<1	1.72	<1	29.9
	Vanadium	µg/L	1		20[#11]	<1	<1	<1	<1	3.01	-	-	<1	1.39	<10	5.79	<1	<1	<1	1.11	<1
	Zinc	µg/L	1	3000[#12]	10.9(bio)[#8]	<1	35.7	1.6	70.3	18.2	-	-	<1	<1	<10	76.6	<1	9.04	77.5	101	1.34
Inorganics	Ammoniacal Nitrogen as N	mg/L	0.01		0.6[#13]	0.0181	0.0158	0.0151	0.0268	0.0344	-	-	0.0218	0.742	0.0253	2.23	5.28	0.0736	1.11	0.0312	1.21
	Calcium	mg/L	0.2			47.6	430	559	6.55	21.7	-	-	45	50	21.2	34.2	136	9.76	116	89.6	590
	Chloride	mg/L	2	250[#5]	250[#3]	3.9	4.7	2	6.8	3.7	-	-	6.5	75.1	<2	6.7	18.3	<2	27.2	8.4	8.7
	Cyanide (Free)	µg/L	2.5	50[#1]	1[#2]	<2.5	<2.5	<2.5	<2.5	<2.5	-	-	<2.5	<2.5	<2.5	2.65	<2.5	<2.5	<2.5	<2.5	<2.5
	Cyanide Total	µg/L	5	50[#1]	1[#2]	<5	<5	<5	<5	<5	-	-	<5	<5	<5	5.21	<5	<5	<5	<5	<5
	cyanides-complex	µg/L	5	50[#1]	1[#2]	<5	<5	<5	<5	<5	-	-	<5	<5	<5	<5	<5	<5	<5	<5	<5
	Fluoride	µg/L	500	1500[#1]	1000[#14]	1460	635	<500	<500	530	-	-	1730	1180	918	<500	1420	<500	2320	919	1730
	Magnesium	mg/L	0.036			7.93	101	150	1.93	4.21	-	-	36.2	42.9	2	14.6	69.4	1.5	103	13.2	257
	Potassium	mg/L	0.2			0.495	0.5	0.933	0.304	2.64	-	-	5.82	37.4	4.28	3.36	20.7	1.22	11.8	3.22	16
	Sodium	mg/L	0.076	200[#5]		14.9	16.6	16.8	9.21	18.4	-	-	35.1	157	4.01	8.34	74.5	3.09	111	14	127
	Sulphate	mg/L	2	250(SO4)[#15]	400[#3]	22.6	1500	1820	7.9	17.2	-	-	193	559	<2	158	642	10.9	719	38.6	2630
Phenolics	Xylenols	µg/L	0.5			<0.5	<0.5	<0.5	<0.5	<0.5	<0.5	<0.5	<0.5	<0.5	<0.5	<0.5	<0.5	<0.5	<0.5	<0.5	<0.5
	Cresol Total	µg/L	0.5			<0.5	<0.5	<0.5	<0.5	<0.5	<0.5	<0.5	<0.5	<0.5	<0.5	<0.5	<0.5	<0.5	<0.5	<0.5	<0.5
	Phenol	µg/L	0.5	5800[#16]	7.7[#2]	<0.5	<0.5	0.52	<0.5	<0.5	0.91	<0.5	0.71	<0.5	<0.5	<0.5	<0.5	0.86	0.57	<0.5	<0.5
	Phenols Monohydric	µg/L	0.5			<0.5	<0.5	0.52	<0.5	<0.5	0.91	<0.5	0.71	<0.5	<0.5	<0.5	<0.5	0.86	0.57	<0.5	<0.5

Environmental Standards Comments
#1:Water Supply (Water Quality) Regulations 2016.
#2:Water Framework Directive (Standards and Classification) Directions (England and Wales) 2015.
#3:Operational Targets and EQS. EA, April 2018
#4:Water Framework Directive (Standards & Classification) Directions (England & Wales) 2015. Dissolved fraction. Lowest criteria presented (<40mg/l of CaCO3). See 'further assessment' if criteria exceeded and hardness (CaCO3) data available.
#5:Water Framework Directive (Standards & Classification) Directions (England & Wales) 2015. Dissolved fraction.
#6:Water Framework Directive (Standards and Classification) Directions (England and Wales) 2015. Dissolved Fraction. If hexavalent chromium (CrVI) data is available, a value of 4.7ugl may be appropriate for the remaining trivalent chromium (CrIII).
#7:Operational Targets and EQS. EA, April 2018. Dissolved fraction.
#8:Water Framework Directive (Standards & Classification) Directions (England & Wales) 2015. Dissolved & bioavailable (bio) fraction plus background. M-BAT tool to assess: http://wfduk.org/resources/rivers-lakes-metal-bioavailability-assessment-tool-m-bat
#9:Water Framework Directive (Standards and Classification) Directions (England and Wales) 2015. Dissolved Fraction. MAC adopted in absence of AA value.
#10:Guidelines for Drinking-water Quality, 4th Edition. WHO, 2011. Informal value.
#11:Operational Targets and EQS. EA, April 2018. Lowest criteria presented (<200mg/l CaCO3). See 'further assessment' values if criteria exceeded and hardness (CaCO3) data available.
#12:Guidelines for Drinking-water Quality, 4th Edition. WHO, 2011. Based on taste rather than a formal guideline.
#13:Water Framework Directive (Standards and Classification) Directions (England and Wales) 2015. Indicator of 'good' status (90%ile) - Ammonia standard for lakes and rivers (total ammonia as nitrogen).
#14:Operational Targets and EQS. EA, April 2018. Dissolved fraction. Lowest criteria presented (<50 mg/l CaCO3). See 'further assessment' values if criteria exceeded and hardness (CaCO3) data available.
#15:Water Supply (Water Quality) Regulations 2016. As SO4.
#16:US EPA Regional Screening Levels, May 2019. https://www.epa.gov/risk/regional-screening-levels-rsls-generic-tables

Key

<9.6	Result MDL exceeds GAC
27.8	Result exceeds GAC

Notes
Where a range is given a determinand has been analysed for by more than one method

					Location_Code	OH17004	OH17004	OH19001	OH19001	OH19001	OH19002A	OH19002A	OH19002A	OH19002A	OH19002	OH19002	OH19002	OH19002	OH19002	OH19002	OH19003A
					Sample_Depth_Range	0.05	0.35	0.05	0.25	1.5	1.2	2.8	3	3.2	0.25	0.35	0.45	1.2	2.8	1	0.05
					Sampled_Date_Time	12/11/2019	12/11/2019	04/12/2019	04/12/2019	05/12/2019	16/01/2020	16/01/2020	16/01/2020	16/01/2020	09/12/2019	09/12/2019	09/12/2019	10/12/2019	10/12/2019	10/12/2019	08/01/2020
				UK Drinking Water Standards (GAC)	UK Freshwater EQS (GAC)																
Chem_Group	**ChemName**	**output unit**	**EQL**																		
Metals	Antimony	µg/L	1	5[#1]		<1	<1	<1	<1	<1	<1	<1	<1	3.21	1.08	<1	<1	<1	<1	2.93	<1
	Arsenic	µg/L	0.5	10[#1]	50[#2]	3.43	0.643	2.41	1.14	<0.5	1.61	2.12	<0.5	6.16	3.47	1.92	<0.5	1.41	0.57	6.95	1.59
	Boron	µg/L	10	1000[#1]	2000[#2]	331	36	26.9	40.9	87.8	223	46.9	496	171	27.7	389	21.1	128	102	41.1	16.7
	Cadmium	µg/L	0.08	5[#1]	0.08[#4]	<0.08	<0.08	<0.08	<0.08	<0.08	<0.08	<0.08	<0.08	<0.08	<0.08	<0.08	<0.08	<0.08	<0.08	<0.08	<0.08
	Chromium (hexavalent)	µg/L	3		3.4[#6]	<3	<3	<3	<3	<3	3.37	<3	<3	<3	<3	<3	<3	<3	<3	<3	<3
	Chromium	µg/L	1	50[#1]	3.4[#6]	<1	<1	<1	<1	<1	1.37	<1	1.29	<1	<1	2.76	<1	1.69	<1	<1	<1
	Chromium (Trivalent)	µg/L	3		4.7[#6]	<3	<3	<3	<3	<3	<3	<3	<3	<3	<3	<3	<3	<3	<3	<3	<3
	Cobalt	µg/L	0.5		3[#7]	1.54	<0.5	<0.5	<0.5	<0.5	<0.5	<0.5	<0.5	0.538	<0.5	<0.5	<0.5	<0.5	<0.5	0.722	<0.5
	Copper	µg/L	0.3	2000[#1]	1(bio)[#8]	16	5.18	8.35	4.27	2.55	2.46	1.95	1.19	2.39	13.1	14.8	2.79	3.92	8.19	6.1	6.21
	Lead	µg/L	0.2	10[#1]	1.2(bio)[#8]	<0.2	<0.2	0.36	1.35	<0.2	0.97	<0.2	<0.2	<0.2	<0.2	0.219	<0.2	<0.2	<0.2	<0.2	0.237
	Mercury	µg/L	0.01	1[#1]	0.07(MAC)[#9]	0.0176	<0.01	<0.01	<0.01	<0.01	<0.01	<0.01	<0.01	0.761	<0.01	0.0247	<0.01	<0.01	0.0419	1.47	<0.01
	Molybdenum	µg/L	3	70[#10]		<3	<3	13.6	<3	<3	6.47	40.6	<3	10.6	12	3.24	<3	104	3.66	23	8.54
	Nickel	µg/L	0.4	20[#1]	4(bio)[#8]	16.1	8.11	3.35	1.86	0.823	1.46	1.43	0.533	2.14	6.84	11.3	1.51	3.12	3.44	2.97	3.85
	Selenium	µg/L	1	10[#1]		<1	<1	<1	<1	1	<1	<1	<1	110	2.2	<1	<1	<1	<1	230	<1
	Vanadium	µg/L	1	20[#11]		1.05	1.8	3.73	3.26	<1	1.34	4.72	<1	8.58	6.61	5.5	2.22	2.11	<1	17.2	2.59
	Zinc	µg/L	1	3000[#12]	10.9(bio)[#8]	143	2.23	<1	2.73	<1	3.65	<1	8.3	2.42	3.33	174	2.38	4.71	5	2.23	1.85
Inorganics	Ammoniacal Nitrogen as N	mg/L	0.01		0.6[#13]	0.0467	0.104	0.0738	0.0305	0.0523	0.0163	0.0225	<0.01	0.0113	0.0558	0.0526	0.0404	0.0131	0.0248	0.0131	0.026
	Calcium	mg/L	0.2			118	8.82	61.5	15.9	41.4	10.6	14.3	23	47.5	106	8.83	2.28	34	19.4	59.8	64.2
	Chloride	mg/L	2	250[#1]	250[#3]	7	8.6	<2	<2	5.5	2.6	5.9	26.9	50.3	<2	<2	<2	7	23.1	61	<2
	Cyanide (Free)	µg/L	2.5	50[#1]	1[#2]	<2.5	<2.5	<2.5	<2.5	<2.5	<2.5	<2.5	<2.5	<2.5	<2.5	<2.5	<2.5	<2.5	<2.5	<2.5	<2.5
	Cyanide Total	µg/L	5	50[#1]	1[#2]	<5	<5	<5	<5	<5	-	<5	<5	<5	<5	<5	<5	<5	<5	<5	<5
	cyanides-complex	µg/L	5	50[#1]	1[#2]	<5	<5	<5	<5	<5	-	<5	<5	<5	<5	<5	<5	<5	<5	<5	<5
	Fluoride	µg/L	500	1500[#1]	1000[#14]	696	<500	1380	764	886	1070	<500	1490	2390	1200	1320	<500	689	801	2780	1150
	Magnesium	mg/L	0.036			19.6	2.12	1.06	0.52	7.1	0.745	1.91	7	12.8	1.15	0.272	0.102	4.77	4.53	16.2	1.48
	Potassium	mg/L	0.2			8.21	0.808	1.73	0.209	0.551	1.03	4.84	17.9	39.9	7.92	0.413	<0.2	9.68	13	58.4	1.5
	Sodium	mg/L	0.076	200[#1]		15.1	7.98	3.45	2.73	7.43	7.12	13.6	38	29.2	8.53	9.38	1.99	18	25.7	36.3	3.63
	Sulphate	mg/L	2	250(SO_4)[#15]	400[#2]	41.7	<2	<2	<2	11.2	<2	18.5	61.2	189	<2	<2	<2	42.7	89.1	175	<2
Phenolics	Xylenols	µg/L	0.5			<0.5	<0.5	<0.5	<0.5	-	<0.5	<0.5	<0.5	<0.5	<0.5	<0.5	<0.5	<0.5	<0.5	<0.5	<0.5
	Cresol Total	µg/L	0.5			<0.5	0.52	<0.5	<0.5	<0.5	<0.5	<0.5	<0.5	<0.5	<0.5	<0.5	<0.5	<0.5	<0.5	<0.5	<0.5
	Phenol	µg/L	0.5	5800[#16]	7.7[#2]	<0.5	3.5	0.83	0.56	0.75	<0.5	<0.5	<0.5	<0.5	<0.5	<0.5	<0.5	<0.5	<0.5	<0.5	<0.5
	Phenols Monohydric	µg/L	0.5			<0.5	4.02	0.83	0.56	0.75	<0.5	<0.5	<0.5	<0.5	<0.5	<0.5	<0.5	<0.5	<0.5	<0.5	<0.5

Environmental Standards Comments
#1:Water Supply (Water Quality) Regulations 2016.
#2:Water Framework Directive (Standards and Classification) Directions (England and Wales) 2015.
#3:Operational Targets and EQS. EA, April 2018
#4:Water Framework Directive (Standards & Classification) Directions (England & Wales) 2015. Dissolved fraction. Lowest criteria presented (<40mg/l of CaCO3). See 'further assessment' if criteria exceeded and hardness (CaCO3) data available.
#5:Water Framework Directive (Standards & Classification) Directions (England & Wales) 2015. Dissolved fraction.
#6:Water Framework Directive (Standards and Classification) Directions (England and Wales) 2015. Dissolved Fraction. If hexavalent chromium (CrVI) data is available, a value of 4.7µg/l may be appropriate for the remaining trivalent chromium (CrIII).
#7:Operational Targets and EQS. EA, April 2018. Dissolved fraction.
#8:Water Framework Directive (Standards & Classification) Directions (England & Wales) 2015. Dissolved & bioavailable (bio) fraction plus background. M-BAT tool to assess: http://wfduk.org/resources/rivers-lakes-metal-bioavailability-assessment-tool-m-bat
#9:Water Framework Directive (Standards and Classification) Directions (England and Wales) 2015. Dissolved Fraction. MAC adopted in absence of AA value.
#10:Guidelines for Drinking-water Quality, 4th Edition. WHO, 2011. Informal value.
#11:Operational Targets and EQS. EA, April 2018. Lowest criteria presented (<200mg/l CaCO3). See 'further assessment' values if criteria exceeded and hardness (CaCO3) data available.
#12:Guidelines for Drinking-water Quality, 4th Edition. WHO, 2011. Based on taste rather than a formal guideline.
#13:Water Framework Directive (Standards and Classification) Directions (England and Wales) 2015. Indicator of 'good' status (90%ile) - Ammonia standard for lakes and rivers (total ammonia as nitrogen).
#14:Operational Targets and EQS. EA, April 2018. Dissolved fraction. Lowest criteria presented (<50 mg/l CaCO3). See 'further assessment' values if criteria exceeded and hardness (CaCO3) data available.
#15:Water Supply (Water Quality) Regulations 2016. As SO4.
#16:US EPA Regional Screening Levels, May 2019. https://www.epa.gov/risk/regional-screening-levels-rsls-generic-tables

Key

<0.6	Result MDL exceeds GAC
27.8	Result exceeds GAC

Notes
Where a range is given a determinand has been analysed for by more than one method

					Location_Code	CH19003A	CH19003A	CH19003	CH20001	CH20001	CH20001	CH20001	CH20002A	CH20002A	CH20002A	CH20002	CH20002	CH20002	CH20003	CH20003	CH20003
					Sample_Depth_Range	0.4	0.9	1.7	0.05	0.35	10.6	2.25	0.03	0.4	0.9	0.2	0.7	0	0.05	0.4	0.25
					Samaled_Date_Time	08/01/2020	08/01/2020	04/12/2019	13/01/2020	13/01/2020	14/01/2020	13/01/2020	09/01/2020	09/01/2020	09/01/2020	07/01/2020	08/01/2020	07/01/2020	13/12/2019	13/12/2019	13/12/2019
				UK Drinking Water Standards (GAC)	UK Freshwater EQS (GAC)																
Chem_Group	**ChamName**	**output unit**	**EQL**																		
Metals	Antimony	µg/L	1	5[#1]		<1	<1	<1	2.96	<1	1.13	<1	5.33	3.46	<1	<1	<1	<1	3.13	1.5	<1
	Arsenic	µg/L	0.5	10[#1]	50[#2]	0.589	<0.5	<0.5	2.11	0.984	0.938	1	2.77	1.6	0.821	<0.5	<0.5	<0.5	4.01	1.81	1.87
	Boron	µg/L	10	1000[#1]	2000[#2]	277	196	80	130	116	117	139	91.4	196	<10	168	16.5	13.7	71	60	310
	Cadmium	µg/L	0.08	5[#1]	0.08[#4]	<0.08	<0.08	<0.08	<0.08	<0.08	<0.08	<0.08	<0.08	<0.08	<0.08	<0.08	<0.08	<0.08	<0.08	<0.08	<0.08
	Chromium (hexavalent)	µg/L	3		3.4[#3]	<3	<3	<3	<3	<3	<3	7.34	<3	<3	<3	<3	<3	<3	<3	<3	<3
	Chromium	µg/L	1	50[#1]	3.4[#6]	<1	1.07	<1	1.08	1.52	<1	1.34	<1	<1	<1	<1	<1	<1	<1	<1	2.24
	Chromium (Trivalent)	µg/L	3		4.7[#5]	<3	<3	<3	<3	<3	<3	<3	<3	<3	<3	<3	<3	<3	<3	<3	<3
	Cobalt	µg/L	0.5		3[#7]	<0.5	<0.5	<0.5	<0.5	<0.5	<0.5	0.882	<0.5	<0.5	<0.5	<0.5	<0.5	<0.5	<0.5	<0.5	<0.5
	Copper	µg/L	0.3	2000[#1]	1(bio)[#8]	3.63	0.817	0.925	11.6	7.91	<0.3	3.07	4.44	6.09	3.36	<0.3	1.69	0.324	12	8.94	7.42
	Lead	µg/L	0.2	10[#1]	1.2(bio)[#8]	0.271	<0.2	<0.2	0.611	0.214	<0.2	1.01	0.215	0.41	<0.2	<0.2	<0.2	<0.2	<0.2	<0.2	0.478
	Mercury	µg/L	0.01	1[#1]	0.07(MAC)[#9]	<0.01	<0.01	<0.01	<0.01	<0.01	<0.01	<0.01	<0.01	<0.01	<0.01	<0.01	<0.01	<0.01	0.0199	0.0108	0.0321
	Molybdenum	µg/L	3	70[#10]		<3	<3	<3	3.74	8.74	7.59	5.15	<3	9.52	5.52	<3	<3	<3	12.2	9.01	4.61
	Nickel	µg/L	0.4	20[#1]	4(bio)[#8]	1.34	<0.4	0.631	2.38	2.16	0.421	5.16	1.81	1.17	0.525	<0.4	1.78	<0.4	2.47	-	2.55
	Selenium	µg/L	1	10[#1]		<1	1.32	3.35	<1	<1	21	<1	<1	<1	<1	<1	<1	<1	1.65	1.52	<1
	Vanadium	µg/L	1		20[#11]	1.28	<1	<1	4.67	1.06	1.41	2.7	5.02	2.83	<1	<1	<1	<1	10.8	3.47	2.59
	Zinc	µg/L	1	3000[#12]	10.9(bio)[#8]	30.2	10.9	1.96	18	23.1	32.6	21.8	49.7	12.8	<1	2.09	1.85	<1	8.88	12.8	28.4
Inorganics	Ammoniacal Nitrogen as N	mg/L	0.01		0.6[#13]	0.0166	0.0185	-	0.034	0.0223	0.0148	0.0205	0.0242	0.0272	0.0267	0.0249	0.0218	0.0396	0.0276	0.0207	0.0224
	Calcium	mg/L	0.2			13.3	20.1	79.4	34.8	48.6	25.9	7.43	62.5	14.7	2.57	4.83	33.8	2.4	48.5	17.5	12.3
	Chloride	mg/L	2	250[#1]	250[#2]	2.4	2.2	5.8	3.1	3.6	9.5	6.3	<2	2	<2	5.2	9.6	<2	3	4	<2
	Cyanide (Free)	µg/L	2.5	50[#1]	1[#2]	<2.5	<2.5	<2.5	<2.5	<2.5	<2.5	<2.5	<2.5	<2.5	<2.5	<2.5	<2.5	<2.5	<2.5	<2.5	<2.5
	Cyanide Total	µg/L	5	50[#1]	1[#2]	<5	<5	<5	<5	<5	<5	<5	<5	<5	<5	<5	<5	<5	<5	<5	<5
	cyanides-complex	µg/L	5	50[#1]	1[#2]	<5	<5	<5	<5	<5	<5	<5	<5	<5	<5	<5	<5	<5	<5	<5	<5
	Fluoride	µg/L	500	1500[#1]	1000[#14]	<500	1410	1150	1510	1810	788	<500	1250	1410	<500	778	<500	<500	1590	1930	<500
	Magnesium	mg/L	0.036			1.15	4.45	26.9	0.569	0.87	6.79	2.56	0.708	0.227	0.595	1.05	6.45	0.64	0.623	0.239	0.361
	Potassium	mg/L	0.2			<0.2	<0.2	5.82	3.12	1.15	7.37	4.4	0.802	0.358	0.401	3.71	1.9	2.05	1.22	0.356	0.403
	Sodium	mg/L	0.076	200[#1]		4.71	7.32	27.2	6.34	5.92	20.4	9.6	4.89	4.79	1.18	13.3	7.7	2.31	7.07	5.88	8.86
	Sulphate	mg/L	2	250(SO_4)[#15]	400[#5]	6.7	24.6	209	<2	2	67.3	22.6	<2	4.5	<2	16.3	18.1	<2	<2	<2	<2
Phenolics	Xylenols	µg/L	0.5			<0.5	<0.5	<0.5	<0.5	<0.5	<0.5	<0.5	<0.5	<0.5	<0.5	<0.5	<0.5	<0.5	<0.5	<0.5	<0.5
	Cresol Total	µg/L	0.5			<0.5	<0.5	<0.5	<0.5	<0.5	<0.5	<0.5	<0.5	<0.5	<0.5	<0.5	<0.5	<0.5	<0.5	<0.5	<0.5
	Phenol	µg/L	0.5	5800[#16]	7.7[#2]	0.67	<0.5	0.51	<0.5	<0.5	<0.5	<0.5	0.68	0.55	<0.5	<0.5	<0.5	<0.5	<0.5	1.07	<0.5
	Phenols Monohydric	µg/L	0.5			0.67	<0.5	0.51	<0.5	<0.5	<0.5	<0.5	0.68	0.55	<0.5	<0.5	<0.5	<0.5	<0.5	1.07	<0.5

Environmental Standards Comments
#1:Water Supply (Water Quality) Regulations 2016.
#2:Water Framework Directive (Standards and Classification) Directions (England and Wales) 2015.
#3:Operational Targets and EQS. EA, April 2018
#4:Water Framework Directive (Standards & Classification) Directions (England & Wales) 2015. Dissolved fraction. Lowest criteria presented (<40mg/l of CaCO3). See 'further assessment' if criteria exceeded and hardness (CaCO3) data available.
#5:Water Framework Directive (Standards & Classification) Directions (England & Wales) 2015. Dissolved fraction.
#6:Water Framework Directive (Standards and Classification) Directions (England and Wales) 2015. Dissolved Fraction. If hexavalent chromium (Cr(VI) data is available, a value of 4.7µg/l may be appropriate for the remaining trivalent chromium (Cr(III).
#7:Operational Targets and EQS. EA, April 2018. Dissolved fraction.
#8:Water Framework Directive (Standards & Classification) Directions (England & Wales) 2015. Dissolved & bioavailable (bio) fraction plus background. M-BAT tool to assess: http://wfduk.org/resources/rivers-lakes-metal-bioavailability-assessment-tool-m-bat
#9:Water Framework Directive (Standards and Classification) Directions (England and Wales) 2015. Dissolved Fraction. MAC adopted in absence of AA value.
#10:Guidelines for Drinking-water Quality, 4th Edition. WHO, 2011. Informal value.
#11:Operational Targets and EQS. EA, April 2018. Lowest criteria presented (<200mg/l CaCO3). See 'further assessment' values if criteria exceeded and hardness (CaCO3) data available.
#12:Guidelines for Drinking-water Quality, 4th Edition. WHO, 2011. Based on taste rather than a formal guideline.
#13:Water Framework Directive (Standards and Classification) Directions (England and Wales) 2015. Indicator of 'good' status (90%ile) - Ammonia standard for lakes and rivers (total ammonia as nitrogen).
#14:Operational Targets and EQS. EA, April 2018. Dissolved fraction. Lowest criteria presented (<50 mg/l CaCO3). See 'further assessment' values if criteria exceeded and hardness (CaCO3) data available.
#15:Water Supply (Water Quality) Regulations 2016. As SO4.
#16:US EPA Regional Screening Levels. May 2019. https://www.epa.gov/risk/regional-screening-levels-rsls-generic-tables

Key

<0.6	Result MDL exceeds GAC
27.8	Result exceeds GAC

Notes
Where a ranoe is given a determinand has been analvsed for bv more than one method

					Location_Code	OH20003	OH20003	OH20003	OH20004	OH20004	OH20004	OH20004	OH20005	OH20005	OH20005	TP15002	TP15002	TP15002	TP16001	TP16001	TP16001
					Sample_Depth_Range	1.05	2.0	2.3	0.05	0.35	2.25	4.7	0.05	0.4	4.9	0.00-0.05	0.05-0.05	0.9-0.9	0.05-0.05	0.05-0.05	0.65-0.65
					Sampled_Date_Time	13/12/2019	19/12/2019	19/12/2019	15/01/2020	15/01/2020	15/01/2020	16/01/2020	10/01/2020	10/01/2020	10/01/2020	23/03/2020	23/03/2020	23/03/2020	20/03/2020	20/03/2020	20/03/2020
				UK Drinking Water Standards (GAC)	UK Freshwater EQS (GAC)																
Chem_Group	**ChemName**	**output unit**	**EQL**																		
Metals	Antimony	µg/L	1	5[#1]		<10	<1	<1	2.26	1.47	<1	<1	4.77	<1	<1	<1	<1	<1	<1	<1	<1
	Arsenic	µg/L	0.5	10[#1]	50[#2]	<5	<0.5	<0.5	3.21	1.11	<0.5	<0.5	4.09	1.09	0.96	1.68	<0.5	0.558	1.02	1.34	<0.5
	Boron	µg/L	10	1000[#1]	2000[#3]	<100	116	114	31.7	44.5	15	185	51.7	216	202	635	43.3	592	49.4	70.4	74.1
	Cadmium	µg/L	0.08	5[#1]	0.08[#4]	<0.8	<0.08	<0.08	<0.08	<0.08	<0.08	<0.08	0.128	<0.08	<0.08	<0.08	<0.08	<0.08	<0.08	<0.08	<0.08
	Chromium (hexavalent)	µg/L	3		3.4[#6]	<3	<3	<3	<3	<3	12.8	<3	<3	3.2	3.8	5.1	<3	<3	<3	<3	<3
	Chromium	µg/L	1	50[#5]	3.4[#6]	<50	<1	<1	<1	<1	11.4	<1	<1	<1	1.79	1.59	<1	<1	<1	<1	<1
	Chromium (Trivalent)	µg/L	3		4.7[#6]	<3	<3	<3	<3	<3	<3	<3	<3	<3	<3	<3	<3	<3	<3	<3	<3
	Cobalt	µg/L	0.5		3[#7]	<5	<0.5	<0.5	<0.5	<0.5	<0.5	<0.5	2.39	<0.5	<0.5	<0.5	<0.5	<0.5	<0.5	0.711	<0.5
	Copper	µg/L	0.3	2000[#1]	1(bio)[#8]	4.71	1.81	1.97	8.49	6.4	0.697	<0.3	13.8	7.27	3.7	9.42	3.55	1.54	3.74	4.11	1.22
	Lead	µg/L	0.2	10[#1]	1.2(bio)[#8]	<2	0.291	0.236	<0.2	0.312	<0.2	<0.2	<0.2	0.602	0.222	1.06	<0.2	0.25	<0.2	0.429	<0.2
	Mercury	µg/L	0.01	1[#1]	0.07(MAC)[#9]	<0.01	<0.01	<0.01	<0.01	<0.01	<0.01	<0.01	<0.01	<0.01	<0.01	0.918	<0.01	<0.01	<0.01	<0.01	<0.01
	Molybdenum	µg/L	3	70[#10]		<30	<3	<3	<3	15	13	<3	<3	21.6	<3	3.42	<3	<3	<3	7.53	<3
	Nickel	µg/L	0.4	20[#1]	4(bio)[#8]	<4	1.36	1.05	2.39	1.25	0.561	1.07	5.34	2.2	1.57	4.68	2.47	1.64	1.47	2.32	<0.4
	Selenium	µg/L	1	10[#1]		<10	<1	1.11	<1	<1	<1	<1	5.68	<1	<1	<1	<1	<1	<1	<1	<1
	Vanadium	µg/L	1		20[#11]	<10	<1	<1	6.88	1.96	<1	<1	7.39	2.49	<1	5.12	1.12	<1	4.73	6.96	<1
	Zinc	µg/L	1	3000[#12]	10.9(bio)[#8]	<10	29.2	24.3	1.1	2.15	1.34	35.8	1.3	16.9	2.24	24	1.67	<1	1.7	2.74	<1
Inorganics	Ammoniacal Nitrogen as N	mg/L	0.01		0.6[#13]	0.014	0.0366	0.0349	0.0142	0.0186	<0.01	0.0123	0.041	0.0161	0.0188	0.0262	0.027	0.198	0.0183	0.0111	0.0166
	Calcium	mg/L	0.2			11.8	7.88	9.04	64.6	25.4	12.6	59.8	59.8	17.7	50.8	8.51	1.49	704	7.5	6.65	38.7
	Chloride	mg/L	2	250[#1]	250[#3]	<2	3.7	3.9	<2	<2	2	4.8	<2	8.2	9.4	4.9	<2	161	<2	<2	3.7
	Cyanide (Free)	µg/L	2.5	50[#1]	1[#2]	<2.5	<2.5	<2.5	<2.5	<2.5	<2.5	<2.5	<2.5	<2.5	<2.5	<2.5	<2.5	<2.5	<2.5	<2.5	<2.5
	Cyanide Total	µg/L	5	50[#1]	1[#2]	<5	<5	<5	<5	<5	<5	<5	<5	<5	<5	<5	<5	<5	<5	<5	<5
	cyanides-complex	µg/L	5	50[#1]	1[#2]	<5	<5	<5	<5	<5	<5	<5	<5	<5	<5	<5	<5	<5	<5	<5	<5
	Fluoride	µg/L	500	1500[#1]	1000[#14]	<500	<500	<500	886	1380	<500	879	1190	536	608	1270	<500	2180	800	693	1510
	Magnesium	mg/L	0.036			0.509	1.57	1.71	0.789	0.388	2.61	8.1	0.911	0.51	3.79	0.909	0.144	495	0.691	0.619	6.29
	Potassium	mg/L	0.2			<2	0.402	0.399	4.01	0.435	1.32	2.91	4.7	0.328	5.11	0.98	0.349	2	0.859	0.664	<0.2
	Sodium	mg/L	0.076	200[#1]		3.93	6.03	6.19	2.87	3.17	5.15	13.8	2.82	7.14	17	10.3	1.91	228	1.99	2.24	12
	Sulphate	mg/L	2	250(SO4)[#15]	400[#3]	<2	5.5	7.1	<2	<2	18.8	29.6	<2	3.2	39.7	<2	<2	3760	<2	<2	5.8
Phenolics	Xylenols	µg/L	0.5			<0.5	<1	<0.5	<0.5	<0.5	<0.5	<0.5	<0.5	<0.5	<0.5	<0.5	<0.5	<0.5	<0.5	<0.5	<0.5
	Cresol Total	µg/L	0.5			<0.5	2.74	1.62	<0.5	<0.5	<0.5	<0.5	<0.5	<0.5	<0.5	<0.5	<0.5	<0.5	<0.5	<0.5	<0.5
	Phenol	µg/L	0.5	5800[#16]	7.7[#2]	<0.5	10.3	5.42	<0.5	<0.5	<0.5	<0.5	<0.5	<0.5	<0.5	0.7	<0.5	2.16	<0.5	<0.5	<0.5
	Phenols Monohydric	µg/L	0.5			<0.5	13	7.04	<0.5	<0.5	<0.5	<0.5	<0.5	<0.5	<0.5	0.7	<0.5	2.16	<0.5	<0.5	<0.5

Environmental Standards Comments
#1:Water Supply (Water Quality) Regulations 2016.
#2:Water Framework Directive (Standards and Classification) Directions (England and Wales) 2015.
#3:Operational Targets and EQS. EA, April 2018
#4:Water Framework Directive (Standards & Classification) Directions (England & Wales) 2015. Dissolved fraction. Lowest criteria presented (<40mg/l of CaCO3). See 'further assessment' if criteria exceeded and hardness (CaCO3) data available.
#5:Water Framework Directive (Standards & Classification) Directions (England & Wales) 2015. Dissolved fraction.
#6:Water Framework Directive (Standards and Classification) Directions (England and Wales) 2015. Dissolved Fraction. If hexavalent chromium (Cr(VI) data is available, a value of 4.7ug/l may be appropriate for the remaining trivalent chromium (Cr(III).
#7:Operational Targets and EQS. EA, April 2018. Dissolved fraction.
#8:Water Framework Directive (Standards & Classification) Directions (England & Wales) 2015. Dissolved & bioavailable (bio) fraction plus background. M-BAT tool to assess: http://wfduk.org/resources/rivers-lakes-metal-bioavailability-assessment-tool-m-bat
#9:Water Framework Directive (Standards and Classification) Directions (England and Wales) 2015. Dissolved Fraction. MAC adopted in absence of AA value.
#10:Guidelines for Drinking-water Quality, 4th Edition. WHO, 2011. Informal value.
#11:Operational Targets and EQS. EA, April 2018. Lowest criteria presented (<200mg/l CaCO3). See 'further assessment' values if criteria exceeded and hardness (CaCO3) data available.
#12:Guidelines for Drinking-water Quality, 4th Edition. WHO, 2011. Based on taste rather than a formal guideline.
#13:Water Framework Directive (Standards and Classification) Directions (England and Wales) 2015. Indicator of 'good' status (90%ile) - Ammonia standard for lakes and rivers (total ammonia as nitrogen).
#14:Operational Targets and EQS. EA, April 2018. Dissolved fraction. Lowest criteria presented (<50 mg/l CaCO3). See 'further assessment' values if criteria exceeded and hardness (CaCO3) data available.
#15:Water Supply (Water Quality) Regulations 2016. As SO4.
#16:US EPA Regional Screening Levels, May 2019. https://www.epa.gov/risk/regional-screening-levels-rsls-generic-tables

Key

<0.6	Result MDL exceeds GAC
27.8	Result exceeds GAC

Notes
Where a range is given a determinand has been analysed for by more than one method

					Location_Code	TP16001	TP16002	TP16002	TP16002	TP16003	TP16003	TP16004	TP16004	TP16004	TP16004	TP16005	TP16005	TP16005	TP16006	TP16006	TP16006
					Sample_Depth_Range	1.0-1.0	0.05-0.05	0.05-0.05	0.0-0.0	0.05-0.05	0.0-0.0	0.05-0.05	0.05-0.05	0.4-0.4	1.0-1.0	0.05-0.05	0.05-0.05	2.1-2.1	0.05-0.05	0.05-0.05	0.6-0.6
					Sampled_Date_Time	20/03/2020	27/02/2020	27/02/2020	27/02/2020	24/03/2020	25/03/2020	02/03/2020	02/03/2020	02/03/2020	02/03/2020	28/03/2020	28/03/2020	26/03/2020	26/02/2020	26/02/2020	26/02/2020
				UK Drinking Water Standards (GAC)	UK Freshwater EQS (GAC)																
Chem_Group	**ChemName**	**output unit**	**EQL**																		
Metals	Antimony	µg/L	1	5[#1]		<1	<1	<1	<1	1.43	<1	<1	<1	<1	<1	1	6.94	<1	<1	<1	<1
	Arsenic	µg/L	0.5	10[#1]	50[#2]	<0.5	0.651	0.716	<0.5	1.76	<0.5	1.12	<0.5	<0.5	<0.5	1.8	1.49	<0.5	1.64	1.22	0.514
	Boron	µg/L	10	1000[#1]	2000[#3]	277	47.9	44.6	110	362	172	454	84.3	162	69.5	246	76.7	145	205	122	188
	Cadmium	µg/L	0.08	5[#1]	0.08[#4]	<0.08	<0.08	<0.08	<0.08	<0.08	<0.08	<0.08	<0.08	<0.08	<0.08	<0.08	<0.08	<0.08	<0.08	<0.08	<0.08
	Chromium (hexavalent)	µg/L	3		3.4[#5]	<3	<3	<3	<3	<3	<3	<3	<3	<3	<3	<3	<3	<3	<3	<3	<3
	Chromium	µg/L	1	50[#1]	3.4[#6]	<1	<1	<1	<1	1.48	<1	<1	<1	<1	1.08	<1	<1	<1	1.25	<1	<1
	Chromium (Trivalent)	µg/L	3		4.7[#6]	<3	<3	<3	<3	<3	<3	<3	<3	<3	<3	<3	<3	<3	<3	<3	<3
	Cobalt	µg/L	0.5		3[#7]	<0.5	<0.5	<0.5	<0.5	<0.5	<0.5	<0.5	<0.5	<0.5	<0.5	<0.5	<0.5	<0.5	<0.5	<0.5	<0.5
	Copper	µg/L	0.3	2000[#1]	1(bio)[#8]	0.977	3.2	3.52	0.704	19.4	1.5	7.48	6.2	1.07	<0.3	18.1	10.2	0.597	16.5	13.1	4.95
	Lead	µg/L	0.2	10[#1]	1.2(bio)[#8]	0.22	<0.2	<0.2	<0.2	0.698	0.384	0.926	<0.2	<0.2	<0.2	0.237	<0.2	<0.2	0.554	0.352	<0.2
	Mercury	µg/L	0.01	1[#1]	0.07(MAC)[#9]	<0.01	<0.01	<0.01	<0.01	0.03	<0.01	<0.01	0.0206	<0.01	<0.01	0.0377	0.0246	<0.01	0.0288	0.0452	0.0514
	Molybdenum	µg/L	3	70[#10]		<3	<3	<3	<3	<3	<3	6.91	10.8	<3	<3	4.53	<3	<3	<3	<3	<3
	Nickel	µg/L	0.4	20[#1]	4(bio)[#8]	0.729	2.07	2.13	<0.4	13.4	0.642	3.15	3.2	0.584	<0.4	8.98	8.22	0.59	5.72	6.53	1.72
	Selenium	µg/L	1	10[#1]		<1	<1	<1	<1	1.04	3.29	<1	<1	<1	<1	1.33	1	1.04	<1	<1	<1
	Vanadium	µg/L	1		20[#11]	<1	2.06	1.25	<1	4.64	<1	3.65	1.33	<1	<1	5.04	3.64	<1	5.38	3.32	<1
	Zinc	µg/L	1	3000[#12]	10.9(bio)[#8]	1.08	1.69	1.2	<1	74.3	4.11	25.5	6.14	1.7	1.04	73.7	2.79	2.08	15.1	4.61	2.72
Inorganics	Ammoniacal Nitrogen as N	mg/L	0.01		0.6[#13]	0.159	0.0185	0.0269	<0.01	0.0379	0.0139	0.0216	0.0208	0.0172	<0.01	0.019	0.0162	0.0394	0.0418	0.024	0.0283
	Calcium	mg/L	0.2			657	2.83	2.81	24.2	8.17	58.1	12.5	9.07	53.9	28.5	19.9	18.9	119	12.5	7.17	21.7
	Chloride	mg/L	2	250[#1]	250[#3]	66	<2	<2	27.1	3.6	30.5	3.6	<2	6.8	7.3	7.8	3.6	81.4	4.3	<2	7.9
	Cyanide (Free)	µg/L	2.5	50[#1]	1[#2]	<2.5	<2.5	<2.5	<2.5	<2.5	<2.5	<2.5	<2.5	<2.5	<2.5	<2.5	<2.5	<2.5	<2.5	<2.5	<2.5
	Cyanide Total	µg/L	5	50[#1]	1[#2]	<5	<5	<5	<5	<5	<5	<5	<5	<5	<5	<5	<5	<5	<5	<5	<5
	cyanides-complex	µg/L	5	50[#1]	1[#2]	<5	<5	<5	<5	<5	<5	<5	<5	<5	<5	<5	<5	<5	<5	<5	<5
	Fluoride	µg/L	500	1500[#1]	1000[#14]	1230	922	821	4130	1280	2440	1160	604	1490	3740	1150	933	1270	1260	880	3930
	Magnesium	mg/L	0.036			299	0.393	0.377	24.7	0.922	42	1.38	0.902	14.7	12.7	1.88	1.64	101	1.73	0.871	18.7
	Potassium	mg/L	0.2			1.67	1.21	1.26	<0.2	0.695	0.418	0.637	0.24	<0.2	2.36	2.48	3.37	16.3	1.53	2.11	0.296
	Sodium	mg/L	0.076	200[#1]		138	2.73	3.38	57.7	7.95	76.5	7.5	3.71	21.5	16.7	9.57	5.5	191	8.72	4.89	42.4
	Sulphate	mg/L	2	250(SO4)[#15]	400[#3]	2890	<2	<2	117	<2	242	<2	<2	74	66.1	18.2	14.9	889	<2	<2	66.1
Phenolics	Xylenols	µg/L	0.5			<0.5	<0.5	<0.5	<0.5	<0.5	<0.5	<0.5	<0.5	<0.5	<0.5	<0.5	<0.5	<0.5	<0.5	<0.5	<0.5
	Cresol Total	µg/L	0.5			<0.5	<0.5	<0.5	<0.5	<0.5	<0.5	<0.5	<0.5	<0.5	<0.5	<0.5	<0.5	<0.5	<0.5	<0.5	<0.5
	Phenol	µg/L	0.5	5800[#16]	7.7[#2]	<0.5	<0.5	<0.5	<0.5	<0.5	<0.5	<0.5	<0.5	<0.5	<0.5	<0.5	<0.5	<0.5	<0.5	<0.5	<0.5
	Phenols Monohydric	µg/L	0.5			<0.5	<0.5	<0.5	<0.5	<0.5	<0.5	<0.5	<0.5	<0.5	<0.5	<0.5	<0.5	<0.5	<0.5	<0.5	<0.5

Environmental Standards Comments
#1:Water Supply (Water Quality) Regulations 2016.
#2:Water Framework Directive (Standards and Classification) Directions (England and Wales) 2015.
#3:Operational Targets and EQS. EA, April 2018
#4:Water Framework Directive (Standards & Classification) Directions (England & Wales) 2015. Dissolved fraction. Lowest criteria presented (<40mg/l of CaCO3). See 'further assessment' if criteria exceeded and hardness (CaCO3) data available.
#5:Water Framework Directive (Standards & Classification) Directions (England & Wales) 2015. Dissolved fraction.
#6:Water Framework Directive (Standards and Classification) Directions (England and Wales) 2015. Dissolved Fraction. If hexavalent chromium (Cr(VI) data is available, a value of 4.7µg/l may be appropriate for the remaining trivalent chromium (Cr(III).
#7:Operational Targets and EQS. EA, April 2018. Dissolved fraction.
#8:Water Framework Directive (Standards & Classification) Directions (England & Wales) 2015. Dissolved & bioavailable (bio) fraction plus background. M-BAT tool to assess: http://wfduk.org/resources/rivers-lakes-metal-bioavailability-assessment-tool-m-bat
#9:Water Framework Directive (Standards and Classification) Directions (England and Wales) 2015. Dissolved Fraction. MAC adopted in absence of AA value.
#10:Guidelines for Drinking-water Quality, 4th Edition. WHO, 2011. Informal value.
#11:Operational Targets and EQS. EA, April 2018. Lowest criteria presented (<200mg/l CaCO3). See 'further assessment' values if criteria exceeded and hardness (CaCO3) data available.
#12:Guidelines for Drinking-water Quality, 4th Edition. WHO, 2011. Based on taste rather than a formal guideline.
#13:Water Framework Directive (Standards and Classification) Directions (England and Wales) 2015. Indicator of 'good' status (90%ile) - Ammonia standard for lakes and rivers (total ammonia as nitrogen).
#14:Operational Targets and EQS. EA, April 2018. Dissolved fraction. Lowest criteria presented (<50 mg/l CaCO3). See 'further assessment' values if criteria exceeded and hardness (CaCO3) data available.
#15:Water Supply (Water Quality) Regulations 2016. As SO4.
#16:US EPA Regional Screening Levels. May 2019. https://www.epa.gov/risk/regional-screening-levels-rsls-generic-tables

Key

<0.6	Result MDL exceeds GAC
27.8	Result exceeds GAC

Notes
Where a range is given a determinand has been analysed for bv more than one method

					Location_Code	TP16007	TP16007	TP16007	TP16007	TP16008	TP16008	TP16008	TP16008	TP16009	TP16009	TP16009	TP16012	TP16012	TP16012	TP17002	TP17002
					Sample_Depth_Range	0.05-0.05	0.05-0.05	1.3-1.3	1.7-1.7	0.05-0.05	0.05-0.05	0.4-0.4	1-1	0.05-0.05	0.05-0.05	2-2	0.05-0.05	0.05-0.05	0.4-0.4	0.05-0.05	0.05-0.05
					Sampled_Date_Time	28/02/2020	28/02/2020	28/02/2020	28/02/2020	04/03/2020	04/03/2020	04/03/2020	04/03/2020	16/03/2020	16/03/2020	18/03/2020	18/03/2020	18/03/2020	18/03/2020	18/02/2020	18/02/2020
				UK Drinking Water Standards (GAC)	UK Freshwater EQS (GAC)																
Chem_Group	**ChemName**	**output unit**	**EQL**																		
Metals	Antimony	µg/L	1	5[#1]		<1	<1	<1	<1	1.32	<1	<1	<1	<1	<1	<1	<1	<1	<1	<1	<1
	Arsenic	µg/L	0.5	10[#1]	50[#2]	1.2	0.974	<0.5	<0.5	2.31	0.755	<0.5	0.988	1.51	1.47	<0.5	1.21	0.839	<0.5	1.23	0.945
	Boron	µg/L	10	1000[#1]	2000[#3]	165	82.7	161	311	89.6	53	259	375	62.8	68.8	<10	91.9	84.4	85.9	61.9	41.3
	Cadmium	µg/L	0.08	5[#1]	0.08[#4]	0.0869	<0.08	<0.08	<0.08	<0.08	<0.08	<0.08	<0.08	<0.08	<0.08	<0.08	<0.08	<0.08	<0.08	<0.08	<0.08
	Chromium (hexavalent)	µg/L	3		3.4[#6]	<3	<3	4.51	<3	<3	<3	<3	<3	<3	<3	<3	<3	<3	<3	<3	<3
	Chromium	µg/L	1	50[#1]	3.4[#6]	1.17	<1	1.49	<1	<1	<1	<1	<1	<1	<1	<1	<1	<1	<1	<1	<1
	Chromium (Trivalent)	µg/L	3		4.7[#6]	<3	<3	<3	<3	<3	<3	<3	<3	<3	<3	<3	<3	<3	<3	<3	<3
	Cobalt	µg/L	0.5		3[#7]	0.569	<0.5	<0.5	<0.5	<0.5	<0.5	<0.5	<0.5	<0.5	<0.5	<0.5	<0.5	<0.5	<0.5	<0.5	<0.5
	Copper	µg/L	0.3	2000[#1]	1(bio)[#8]	10.2	5.47	0.529	0.584	11.1	2.45	0.948	0.563	11.1	11.1	<0.3	10.4	6.43	0.897	26.6	10.1
	Lead	µg/L	0.2	10[#1]	1.2(bio)[#8]	0.535	<0.2	<0.2	<0.2	0.366	0.309	0.979	<0.2	0.38	<0.2	<0.2	<0.2	2.41	<0.2	<0.2	<0.2
	Mercury	µg/L	0.01	1[#1]	0.07(MAC)[#9]	<0.01	<0.01	<0.01	<0.01	<0.01	<0.01	<0.01	<0.01	<0.01	<0.01	<0.01	<0.01	<0.01	0.342	0.0149	0.0207
	Molybdenum	µg/L	3	70[#10]		11	3.79	<3	<3	5.71	<3	<3	<3	<3	<3	<3	<3	<3	<3	<3	<3
	Nickel	µg/L	0.4	20[#1]	4(bio)[#8]	3.11	2.12	<0.4	0.975	6.04	2.25	<0.4	0.669	6.68	6.34	<0.4	6.56	3.99	0.486	7.5	6.7
	Selenium	µg/L	1	10[#1]		1.15	<1	1.68	3.86	1.29	<1	<1	3.47	<1	<1	<1	1.59	1.32	<1	<1	<1
	Vanadium	µg/L	1		20[#11]	3.89	2.89	<1	<1	3.65	2.96	<1	<1	1.92	2.26	<1	4.01	2.57	<1	3.75	2.25
	Zinc	µg/L	1	3000[#12]	10.9(bio)[#8]	16.9	<1	<1	<1	<1	<1	<1	<1	3.52	3.96	<1	1.2	<1	2.09	5.7	3.27
Inorganics	Ammoniacal Nitrogen as N	mg/L	0.01		0.6[#13]	0.027	<0.01	0.0255	0.0494	0.0186	0.0702	<0.01	0.191	0.0195	0.0228	<0.01	0.0228	0.0173	0.0133	0.0261	0.0289
	Calcium	mg/L	0.2			59.6	47.1	50.5	110	65.3	3.56	57.1	426	11.8	17	32.8	6.44	7.55	26.4	17.8	26
	Chloride	mg/L	2	250[#1]	250[#3]	6.9	3.9	25	110	<2	<2	83.4	200	<2	<2	2.7	<2	2.6	2	12.2	11
	Cyanide (Free)	µg/L	2.5	50[#1]	1[#2]	<2.5	<2.5	<2.5	<2.5	<2.5	<2.5	<2.5	<2.5	<2.5	<2.5	<2.5	<2.5	<2.5	<2.5	<2.5	<2.5
	Cyanide Total	µg/L	5	50[#1]	1[#2]	<5	<5	<5	<5	<5	<5	<5	<5	<5	<5	<5	<5	<5	<5	<5	<5
	cyanides-complex	µg/L	5	50[#1]	1[#2]	<5	<5	<5	<5	<5	<5	<5	<5	<5	<5	<5	<5	<5	<5	<5	<5
	Fluoride	µg/L	500	1500[#1]	1000[#14]	1990	1790	2940	2600	1470	1190	2430	1500	611	641	782	723	691	2160	666	<500
	Magnesium	mg/L	0.036			5.73	4.1	44.6	113	6.27	0.452	45.2	328	0.691	1.06	9.2	0.671	0.682	13	3.17	4.47
	Potassium	mg/L	0.2			0.62	0.341	1.38	6.36	2.44	0.301	0.334	5.61	11.1	14	1.48	1.21	0.956	0.579	8.9	10.8
	Sodium	mg/L	0.076	200[#1]		10.5	7.25	46.4	168	14.3	2.23	97.1	239	3.93	4.86	7.62	4.76	4.19	27.2	11	11.5
	Sulphate	mg/L	2	250(SO4)[#15]	400[#3]	<2	<2	283	803	<2	<2	252	2930	<2	<2	31	<2	2.1	14.4	38.7	58.8
Phenolics	Xylenols	µg/L	0.5			<0.5	<0.5	<0.5	<0.5	<0.5	<0.5	<0.5	<0.5	<0.5	<0.5	<0.5	<0.5	<0.5	<0.5	<0.5	<0.5
	Cresol Total	µg/L	0.5			<0.5	<0.5	<0.5	<0.5	<0.5	<0.5	<0.5	<0.5	<0.5	<0.5	<0.5	<0.5	<0.5	<0.5	<2	<0.5
	Phenol	µg/L	0.5	5800[#16]	7.7[#2]	<0.5	<0.5	<0.5	<0.5	<0.5	<0.5	<0.5	<0.5	<0.5	<0.5	<0.5	<0.5	<0.5	<0.5	<5	<2
	Phenols Monohydric	µg/L	0.5			<0.5	<0.5	<0.5	<0.5	<0.5	<0.5	<0.5	<0.5	<0.5	<0.5	<0.5	<0.5	<0.5	<0.5	<7	<2

Environmental Standards Comments
#1:Water Supply (Water Quality) Regulations 2016.
#2:Water Framework Directive (Standards and Classification) Directions (England and Wales) 2015.
#3:Operational Targets and EQS. EA, April 2018
#4:Water Framework Directive (Standards & Classification) Directions (England & Wales) 2015. Dissolved fraction. Lowest criteria presented (<40mg/l of CaCO3). See 'further assessment' if criteria exceeded and hardness (CaCO3) data available.
#5:Water Framework Directive (Standards & Classification) Directions (England & Wales) 2015. Dissolved fraction.
#6:Water Framework Directive (Standards and Classification) Directions (England and Wales) 2015. Dissolved Fraction. If hexavalent chromium (Cr(VI) data is available, a value of 4.7µg/l may be appropriate for the remaining trivalent chromium (CrIII).
#7:Operational Targets and EQS. EA, April 2018. Dissolved fraction.
#8:Water Framework Directive (Standards & Classification) Directions (England & Wales) 2015. Dissolved & bioavailable (bio) fraction plus background. M-BAT tool to assess: http://wfduk.org/resources/rivers-lakes-metal-bioavailability-assessment-tool-m-bat
#9:Water Framework Directive (Standards and Classification) Directions (England and Wales) 2015. Dissolved Fraction. MAC adopted in absence of AA value.
#10:Guidelines for Drinking-water Quality, 4th Edition. WHO, 2011. Informal value.
#11:Operational Targets and EQS. EA, April 2018. Lowest criteria presented (<200mg/l CaCO3). See 'further assessment' values if criteria exceeded and hardness (CaCO3) data available.
#12:Guidelines for Drinking-water Quality, 4th Edition. WHO, 2011. Based on taste rather than a formal guideline.
#13:Water Framework Directive (Standards and Classification) Directions (England and Wales) 2015. Indicator of 'good' status (90%ile) - Ammonia standard for lakes and rivers (total ammonia as nitrogen).
#14:Operational Targets and EQS. EA, April 2018. Dissolved fraction. Lowest criteria presented (<50 mg/l CaCO3). See 'further assessment' values if criteria exceeded and hardness (CaCO3) data available.
#15:Water Supply (Water Quality) Regulations 2016. As SO4.
#16:US EPA Regional Screening Levels, May 2019. https://www.epa.gov/risk/regional-screening-levels-rsls-generic-tables

Key

<0.6	Result MDL exceeds GAC
27.8	Result exceeds GAC

Notes
Where a range is given a determinand has been analysed for by more than one method

					Location_Code	TP17002	TP17002	TP17003	TP17003	TP17003	TP17005	TP17005	TP17005	TP17005	TP17010	TP17010	TP18001	TP18001	TP18001	TP18001	TP18002
					Sample_Depth_Range	0.3-0.3	0.9-0.9	0.05-0.05	0.05-0.05	0.3-0.3	0.05-0.05	0.05-0.05	0.5-0.5	1.1-1.1	0.05-0.05	1.5-1.5	0.05-0.05	0.05-0.05	0.4-0.4	1.6-1.6	0.05-0.05
					Sampled_Date_Time	18/02/2020	18/02/2020	20/02/2020	20/02/2020	20/02/2020	21/02/2020	21/02/2020	21/02/2020	21/02/2020	13/02/2020	13/02/2020	19/02/2020	19/02/2020	19/02/2020	11/02/2020	07/02/2020
				UK Drinking Water Standards (GAC)	UK Freshwater EQS (GAC)																
Chem_Group	**ChemName**	**output unit**	**EQL**																		
Metals	Antimony	µg/L	1	5[#5]		<1	<1	<1	<1	<1	<1	<1	<1	<1	<1	<1	<1	<1	<1	<1	1.81
	Arsenic	µg/L	0.5	10[#1]	50[#2]	1.01	0.963	4.21	4.37	2.31	1.41	0.949	0.629	<0.5	1.59	0.7	0.54	0.934	<0.5	<0.5	3.86
	Boron	µg/L	10	1000[#1]	2000[#2]	33.4	262	59.7	80.8	28	58.7	38.9	53.3	39.6	94.3	232	45.4	213	86.8	443	116
	Cadmium	µg/L	0.08	5[#5]	0.08[#4]	<0.08	<0.08	<0.08	<0.08	<0.08	0.297	<0.08	0.215	<0.08	<0.08	<0.08	<0.08	<0.08	<0.08	<0.08	<0.08
	Chromium (hexavalent)	µg/L	3		3.4[#6]	<3	<3	<3	<3	<3	<3	<3	<3	<3	<3	<3	<3	<3	<3	7.2	<3
	Chromium	µg/L	1	50[#1]	3.4[#6]	<1	<1	<1	<1	<1	1.21	<1	1.33	<1	<1	<1	<1	<1	<1	<1	<1
	Chromium (Trivalent)	µg/L	3		4.7[#6]	<3	<3	<3	<3	<3	<3	<3	-	<3	<3	<3	<3	<3	<3	<3	<3
	Cobalt	µg/L	0.5		3[#7]	<0.5	<0.5	<0.5	<0.5	1.53	1.36	<0.5	4.13	0.516	<0.5	<0.5	<0.5	<0.5	<0.5	<0.5	<0.5
	Copper	µg/L	0.3	2000[#1]	1(bio)[#8]	6.34	4.95	16.5	16.5	15.1	18.9	13.3	3.29	1.03	9.94	2.7	7.2	8.3	5.88	0.74	14.6
	Lead	µg/L	0.2	10[#1]	1.2(bio)[#8]	0.455	0.233	<0.2	<0.2	0.226	0.733	<0.2	0.2	<0.2	0.528	<0.2	<0.2	<0.2	<0.2	0.242	<0.2
	Mercury	µg/L	0.01	1[#5]	0.07(MAC)[#9]	<0.01	<0.01	<0.01	<0.01	<0.01	0.599	0.0207	<0.01	<0.01	<0.01	<0.01	<0.01	<0.01	<0.01	<0.01	<0.01
	Molybdenum	µg/L	3	70[#10]		<3	<3	<3	9.46	11.2	<3	<3	<3	<3	17.5	3.86	6.37	<3	<3	<3	23.1
	Nickel	µg/L	0.4	20[#1]	4(bio)[#8]	3.31	2.23	10.5	11.5	28.4	13.4	10.4	17.4	0.681	6.2	0.63	2.32	3.71	1.88	0.784	5.67
	Selenium	µg/L	1	10[#1]		<1	49.9	<1	1.02	<1	2.21	<1	<1	1.85	1.17	42.1	<1	1.09	<1	1.6	<1
	Vanadium	µg/L	1		20[#11]	<1	<1	3.78	3.34	<1	1.29	1.9	2.24	<1	3.64	<1	1.21	2.17	<1	<1	7.59
	Zinc	µg/L	1	3000[#12]	10.9(bio)[#8]	1.83	6.03	3.75	6.12	7.39	12.7	6.31	13.7	<1	4.48	1.19	1.55	2.17	7.95	61.9	2.25
Inorganics	Ammoniacal Nitrogen as N	mg/L	0.01		0.6[#13]	0.02	0.0782	0.048	0.05	0.0357	0.59	0.0169	0.042	0.115	0.0116	0.0212	0.0187	0.0621	0.0152	0.155	0.0185
	Calcium	mg/L	0.2			7.21	256	69.8	97.7	25.1	22.5	10.8	11	105	36.2	50	41.2	85.2	44	344	71.4
	Chloride	mg/L	2	250[#1]	250[#2]	2.7	77.9	4.4	5.1	5.5	2.8	<2	2.6	3.8	4.5	28.4	<2	7.9	2.7	46	3.1
	Cyanide (Free)	µg/L	2.5	50[#1]	1[#2]	<2.5	<2.5	<2.5	<2.5	<2.5	2.62	2.96	<2.5	<2.5	<2.5	<2.5	<2.5	<2.5	<2.5	<2.5	<2.5
	Cyanide Total	µg/L	5	50[#1]	1[#2]	<5	<5	<5	<5	<5	<5	<5	<5	<5	<5	<5	<5	<5	<5	<5	<5
	cyanides-complex	µg/L	5	50[#1]	1[#2]	<5	<5	<5	<5	<5	<5	<5	<5	<5	<5	<5	<5	<5	<5	<5	<5
	Fluoride	µg/L	500	1500[#1]	1000[#14]	<500	2620	660	626	<500	<500	<500	<500	1660	1470	4680	1140	560	1320	1430	1220
	Magnesium	mg/L	0.036			1.1	220	3.92	5.8	4.28	3.18	1.45	4.42	50.5	3.82	39.6	4.14	7.87	6.25	267	8.36
	Potassium	mg/L	0.2			2.41	179	20.9	29.3	0.203	6.34	3.45	0.65	5.11	3.65	1.83	0.466	5.2	<0.2	4.5	17.5
	Sodium	mg/L	0.076	200[#1]		6.82	274	10.1	8.95	5.89	6.14	4.13	5.31	20.7	8.03	126	6.53	5.28	12.3	230	11.9
	Sulphate	mg/L	2	250(SO4)[#15]	400[#2]	9	2040	33.4	32.9	28.8	11.4	6.6	32.9	387	4.9	318	<2	8	11.3	2380	19.4
Phenolics	Xylenols	µg/L	0.5			<0.5	<0.5	<0.5	<0.5	<0.5	<0.5	<0.5	<0.5	<0.5	<0.5	<0.5	<0.5	<0.5	<0.5	<0.5	<0.5
	Cresol Total	µg/L	0.5			<4	<0.5	<1	<0.5	<0.5	<0.7	<3	<0.5	<0.5	<0.5	1.53	<0.5	<0.5	<0.5	<0.5	<0.5
	Phenol	µg/L	0.5	5800[#16]	7.7[#2]	<0.5	<2	<2.5	<0.5	<1	<0.5	<0.5	<0.5	<0.6	<0.5	6.51	<0.5	<0.5	<0.5	<0.5	<0.5
	Phenols Monohydric	µg/L	0.5			<4	<2	<3.5	<0.5	<1	<0.7	<3	<0.5	<0.6	<0.5	8.04	<0.5	<0.5	<0.5	<0.5	<0.5

Environmental Standards Comments
#1:Water Supply (Water Quality) Regulations 2016.
#2:Water Framework Directive (Standards and Classification) Directions (England and Wales) 2015.
#3:Operational Targets and EQS. EA, April 2018
#4:Water Framework Directive (Standards & Classification) Directions (England & Wales) 2015. Dissolved fraction. Lowest criteria presented (<40mg/l of CaCO3). See 'further assessment' if criteria exceeded and hardness (CaCO3) data available.
#5:Water Framework Directive (Standards & Classification) Directions (England & Wales) 2015. Dissolved fraction.
#6:Water Framework Directive (Standards and Classification) Directions (England and Wales) 2015. Dissolved Fraction. If hexavalent chromium (CrVI) data is available, a value of 4.7µg/l may be appropriate for the remaining trivalent chromium (CrIII).
#7:Operational Targets and EQS. EA, April 2018. Dissolved fraction.
#8:Water Framework Directive (Standards & Classification) Directions (England & Wales) 2015. Dissolved & bioavailable (bio) fraction plus background. M-BAT tool to assess: http://wfduk.org/resources/rivers-lakes-metal-bioavailability-assessment-tool-m-bat
#9:Water Framework Directive (Standards and Classification) Directions (England and Wales) 2015. Dissolved Fraction. MAC adopted in absence of AA value.
#10:Guidelines for Drinking-water Quality, 4th Edition. WHO, 2011. Informal value.
#11:Operational Targets and EQS. EA, April 2018. Lowest criteria presented (>200mg/l CaCO3). See 'further assessment' values if criteria exceeded and hardness (CaCO3) data available.
#12:Guidelines for Drinking-water Quality, 4th Edition. WHO, 2011. Based on taste rather than a formal guideline.
#13:Water Framework Directive (Standards and Classification) Directions (England and Wales) 2015. Indicator of 'good' status (90%ile) - Ammonia standard for lakes and rivers (total ammonia as nitrogen).
#14:Operational Targets and EQS. EA, April 2018. Dissolved fraction. Lowest criteria presented (<50 mg/l CaCO3). See 'further assessment' values if criteria exceeded and hardness (CaCO3) data available.
#15:Water Supply (Water Quality) Regulations 2016. As SO4.
#16:US EPA Regional Screening Levels, May 2019. https://www.epa.gov/risk/regional-screening-levels-rsls-generic-tables

Key

<0.6	Result MDL exceeds GAC
27.8	Result exceeds GAC

Notes
Where a range is given a determinand has been analysed for by more than one method

					Location_Code	TP18002	TP19003	TP19003	TP19003	WS15002	WS15002	WS16001	WS18001	WS16001	WS18001	WS16002	WS16002	WS16002	WS16003	WS16005	WS16005
					Sample_Depth_Range	0.4-0.4	0.05-0.05	1.2-1.2	1.7-1.7	0.05-0.15	1.4-1.5	0.05-0.05	0.05-0.05	0.4-0.4	0.6-0.6	0.05-0.15	1-1.1	2.1-2.3	0.05-0.15	0.05-0.05	0.05-0.05
					Sampled_Date_Time	07/02/2020	12/02/2020	12/02/2020	12/02/2020	12/03/2020	12/03/2020	13/03/2020	25/03/2020	13/03/2020	25/03/2020	06/03/2020	06/03/2020	09/03/2020	11/03/2020	18/03/2020	18/03/2020
				UK Drinking Water Standards (GAC)	UK Freshwater EQS (GAC)																
Chem_Group	ChemName	output unit	EQL																		
Metals	Antimony	µg/L	1	5[#1]		<1	<1	<1	<1	<1	<1	<1	<1	<1	<1	<1	<1	<1	<1	<1	<1
	Arsenic	µg/L	0.5	10[#1]	50[#2]	<0.5	0.806	<0.5	<0.5	1.55	<0.5	2.7	0.746	1.24	1.4	1.52	<0.5	<0.5	1.69	2.44	2.22
	Boron	µg/L	10	1000[#1]	2000[#3]	111	43.7	59.3	161	557	249	292	304	229	128	125	260	184	197	88.6	90
	Cadmium	µg/L	0.08	5[#1]	0.08[#4]	<0.08	<0.08	<0.08	<0.08	<0.08	<0.08	<0.08	<0.08	<0.08	<0.08	<0.08	<0.08	<0.08	<0.08	<0.08	<0.08
	Chromium (hexavalent)	µg/L	3		3.4[#5]	<3	<3	<3	3.35	<3	<3	<3	<3	<3	<3	<3	<3	<3	<3	<3	<3
	Chromium	µg/L	1	50[#1]	3.4[#5]	<1	<1	<1	1.96	<1	4.84	<1	<1	1.34	<1	<1	<1	<1	<1	1.06	<1
	Chromium (Trivalent)	µg/L	3		4.7[#5]	<3	<3	<3	<3	<3	4.84	<3	<3	<3	<3	<3	<3	<3	<3	<3	<3
	Cobalt	µg/L	0.5		3[#7]	<0.5	<0.5	<0.5	<0.5	<0.5	0.531	<0.5	<0.5	<0.5	0.584	<0.5	<0.5	<0.5	<0.5	<0.5	<0.5
	Copper	µg/L	0.3	2000[#1]	1(bio)[#8]	1.08	6.42	0.355	1.92	13.2	2.57	1.3	11.7	6.38	6.85	10.7	3.89	0.818	12.5	22.5	23.4
	Lead	µg/L	0.2	10[#1]	1.2(bio)[#8]	<0.2	0.57	<0.2	<0.2	1.57	<0.2	<0.2	<0.2	5.38	0.25	<0.2	0.43	<0.2	0.314	2.45	0.248
	Mercury	µg/L	0.01	1[#1]	0.07(MAC)[#9]	<0.01	<0.01	<0.01	<0.01	0.0286	0.0159	<0.01	0.0127	0.026	<0.01	0.0198	<0.01	<0.01	<0.01	0.141	0.369
	Molybdenum	µg/L	3	70[#10]		<3	<3	6.26	4.63	<3	<3	<3	6.53	<3	<3	8.71	<3	<3	4.18	6.32	6.44
	Nickel	µg/L	0.4	20[#1]	4(bio)[#8]	0.608	3.83	<0.4	0.411	9.71	0.757	<0.4	10.9	2.01	3.45	9.54	0.917	0.531	8.19	18.6	18.8
	Selenium	µg/L	1	10[#1]		<1	<1	<1	<1	<1	<1	<1	<1	<1	1.71	<1	<1	<1	<1	1.53	1.4
	Vanadium	µg/L	1		20[#11]	<1	1.5	<1	<1	6.34	<1	5.89	1.05	1.84	<1	3.85	<1	<1	3.96	3.33	2.69
	Zinc	µg/L	1	3000[#12]	10.9(bio)[#8]	<1	1.2	<1	2.42	53.4	30.2	<1	53	77.7	2.57	3.89	2.41	1.05	40.6	3.02	5.29
Inorganics	Ammoniacal Nitrogen as N	mg/L	0.01		0.6[#13]	<0.01	0.0134	<0.01	<0.01	0.0236	0.0234	<0.01	0.0302	0.0187	<0.01	0.0294	0.0252	<0.01	0.0197	0.0198	0.0283	0.0287
	Calcium	mg/L	0.2			58.1	74.7	26.6	26.2	9.76	31.6	13.2	30.7	32.1	46.3	5.76	98.7	91.8	34.9	79.3	82.9
	Chloride	mg/L	2	250[#1]	250[#2]	37.6	2.2	<2	7.6	6.2	14.9	<2	3.5	13.9	2.3	3	190	326	2.8	2.6	3.5
	Cyanide (Free)	µg/L	2.5	50[#1]	1[#2]	<2.5	<2.5	<2.5	<2.5	<2.5	<2.5	<2.5	<2.5	<2.5	<2.5	<2.5	<2.5	<2.5	<2.5	<2.5	<2.5
	Cyanide Total	µg/L	5	50[#1]	1[#2]	<5	<5	<5	<5	<5	<5	<5	<5	<5	<5	<5	<5	<5	<5	<5	<5
	cyanides-complex	µg/L	5	50[#1]	1[#2]	<5	<5	<5	<5	<5	<5	<5	<5	<5	<5	<5	<5	<5	<5	<5	<5
	Fluoride	µg/L	500	1500[#1]	1000[#14]	2300	1240	1870	2000	1210	3810	512	<500	1700	666	967	2400	1870	1080	1430	1340
	Magnesium	mg/L	0.036			54.3	5.8	11	24.4	1.49	28.2	2.48	2.94	9.95	10.2	0.831	98.3	160	5.27	6.44	7.41
	Potassium	mg/L	0.2			50	4.43	0.34	1.92	1.12	0.647	1.34	<0.2	0.423	0.215	2.67	6.18	11	4.08	3.71	4.4
	Sodium	mg/L	0.076	200[#1]		113	5.03	8.07	56.2	11.7	68.4	2.42	7.65	32	10.3	6.47	211	311	8.84	10.9	11.9
	Sulphate	mg/L	2	250(SO4)[#15]	400[#2]	452	6.2	13.9	79.7	7.8	151	13.5	<2	46.2	17.3	<2	650	833	<2	9.9	18.3
Phenolics	Xylenols	µg/L	0.5			<0.5	<0.5	<0.5	<0.5	<0.5	<0.5	<0.5	<0.5	<0.5	<0.5	<0.5	<0.5	<0.5	<0.5	<0.5	<2.5
	Cresol Total	µg/L	0.5			<0.5	<0.5	<0.5	<0.5	<0.5	<0.5	<0.5	<0.5	<0.5	<0.5	<0.5	<0.5	<0.5	<0.5	<0.5	<2.5
	Phenol	µg/L	0.5	5800[#16]	7.7[#2]	<0.5	<0.5	<0.5	<0.5	<0.5	<0.5	<0.5	<0.5	<0.5	<0.5	<0.5	<0.5	<0.5	<0.5	<0.5	<2.5
	Phenols Monohydric	µg/L	0.5			<0.5	<0.5	<0.5	<0.5	<0.5	<0.5	<0.5	<0.5	<0.5	<0.5	<0.5	<0.5	<0.5	<0.5	<0.5	<0.5

Environmental Standards Comments
#1:Water Supply (Water Quality) Regulations 2016.
#2:Water Framework Directive (Standards and Classification) Directions (England and Wales) 2015.
#3:Operational Targets and EQS. EA, April 2018
#4:Water Framework Directive (Standards & Classification) Directions (England & Wales) 2015. Dissolved fraction. Lowest criteria presented (<40mg/l of CaCO3). See 'further assessment' if criteria exceeded and hardness (CaCO3) data available.
#5:Water Framework Directive (Standards & Classification) Directions (England & Wales) 2015. Dissolved fraction.
#6:Water Framework Directive (Standards and Classification) Directions (England and Wales) 2015. Dissolved Fraction. If hexavalent chromium (CrVI) data is available, a value of 4.7µg/l may be appropriate for the remaining trivalent chromium (CrIII).
#7:Operational Targets and EQS. EA, April 2018. Dissolved fraction.
#8:Water Framework Directive (Standards & Classification) Directions (England & Wales) 2015. Dissolved & bioavailable (bio) fraction plus background. M-BAT tool to assess: http://wfduk.org/resources/rivers-lakes-metal-bioavailability-assessment-tool-m-bat
#9:Water Framework Directive (Standards and Classification) Directions (England and Wales) 2015. Dissolved Fraction. MAC adopted in absence of AA value
#10:Guidelines for Drinking-water Quality, 4th Edition. WHO, 2011. Informal value.
#11:Operational Targets and EQS. EA, April 2018. Lowest criteria presented (<200mg/l CaCO3). See 'further assessment' values if criteria exceeded and hardness (CaCO3) data available.
#12:Guidelines for Drinking-water Quality, 4th Edition. WHO, 2011. Based on taste rather than a formal guideline.
#13:Water Framework Directive (Standards and Classification) Directions (England and Wales) 2015. Indicator of 'good' status (90%ile) - Ammonia standard for lakes and rivers (total ammonia as nitrogen).
#14:Operational Targets and EQS. EA, April 2018. Dissolved fraction. Lowest criteria presented (<50 mg/l CaCO3). See 'further assessment' values if criteria exceeded and hardness (CaCO3) data available.
#15:Water Supply (Water Quality) Regulations 2016. As SO4.
#16:US EPA Regional Screening Levels, May 2019. https://www.epa.gov/risk/regional-screening-levels-rsls-generic-tables

Key

<0.6	Result MDL exceeds GAC
27.8	Result exceeds GAC

Notes
Where a range is given a determinand has been analysed for by more than one method

					Location_Code	WS16007	WS16007	WS16007	WS16008	WS16009	WS16009	WS16009	WS16009	WS17003	WS17003	WS17003	WS17004	WS17005	WS17006	WS17006	WS18002
					Sample_Depth_Range	0.00-0.00	0.30.3	1.20-1.20	0.00-0.00	0.00-0.00	0.00-0.00	0.70-0.7	2.4-2.4	0.00-0.05	0.05-0.05	1.70-2	0.05-0.15	1.1-1.1	0.05-0.15	1.1-1.2	0.05-0.15
					Samples_Date_Time	18/03/2020	18/03/2020	18/03/2020	17/03/2020	19/03/2020	19/03/2020	19/03/2020	19/03/2020	20/03/2020	20/03/2020	20/03/2020	19/03/2020	23/03/2020	10/03/2020	10/03/2020	13/03/2020
				UK Drinking Water Standards (GAC)	UK Freshwater EQS (GAC)																
Chem_Group	ChemName	output unit	EQL																		
Metals	Antimony	µg/L	1	5[#1]		1.13	2.57	<1	<1	<1	<1	<1	<1	<1	<1	<1	<1	<1	<1	<1	<1
	Arsenic	µg/L	0.5	10[#1]	50[#2]	22.6	31.7	0.726	3.88	0.904	0.815	7.96	2.1	1.33	0.777	4.31	0.97	<0.5	1.44	<0.5	0.872
	Boron	µg/L	10	1000[#1]	2000[#2]	239	172	241	77.2	62.1	64.1	109	43.2	44.7	36.4	124	44.1	108	35.3	18.9	71.2
	Cadmium	µg/L	0.08	5[#1]	0.08[#4]	<0.08	<0.08	<0.08	<0.08	<0.08	<0.08	0.332	<0.08	<0.08	0.37	1.19	<0.08	<0.08	<0.08	<0.08	<0.08
	Chromium (hexavalent)	µg/L	3		3.4[#6]	<3	<3	<3	<3	<3	<3	<3	<3	<3	<3	<3	<3	<3	<3	<3	<3
	Chromium	µg/L	1	50[#1]	3.4[#6]	<1	<1	<1	<1	<1	<1	<1	<1	<1	1.47	<1	<1	<1	1.65	<1	<1
	Chromium (Trivalent)	µg/L	3		4.7[#6]	<3	<3	<3	<3	<3	<3	<3	<3	<3	<3	<3	<3	<3	<3	<3	<3
	Cobalt	µg/L	0.5		3[#7]	<0.5	1.12	<0.5	<0.5	<0.5	<0.5	51.7	1.9	<0.5	7.95	67.7	<0.5	<0.5	<0.5	1.11	<0.5
	Copper	µg/L	0.3	2000[#1]	1(bio)[#8]	15	29.4	3.17	12.7	9.4	11.1	1.05	1.14	10.4	4.38	10.1	5.82	3.05	7.21	<0.3	7.06
	Lead	µg/L	0.2	10[#1]	1.2(bio)[#8]	8.73	0.999	<0.2	0.408	<0.2	0.256	<0.2	<0.2	0.217	<0.2	1.15	<0.2	0.452	0.454	<0.2	<0.2
	Mercury	µg/L	0.01	1[#1]	0.07(MAC)[#9]	0.0144	0.0199	<0.01	0.0263	<0.01	<0.01	<0.01	<0.01	<0.01	<0.01	<0.01	<0.01	<0.01	<0.01	<0.01	<0.01
	Molybdenum	µg/L	3	70[#10]		8.46	34	<3	9.28	<3	<3	<3	8.4	<3	<3	<3	3.51	3.95	4.78	<3	5.45
	Nickel	µg/L	0.4	20[#1]	4(bio)[#8]	6.18	11.9	2.44	7.64	16.9	21	27.3	8.05	15.6	24.9	98.5	5.69	0.911	9.33	3.48	3.27
	Selenium	µg/L	1	10[#1]		<1	2.62	<1	1.24	<1	<1	<1	12.6	<1	<1	1.89	<1	6.54	<1	<1	<1
	Vanadium	µg/L	1		20[#11]	24.7	35.8	<1	7.66	1.79	1.55	2.16	<1	3.13	1.06	<1	2.41	<1	4.21	<1	1.92
	Zinc	µg/L	1	3000[#12]	10.9(bio)[#8]	7.41	6.71	2.08	5.08	2	4.14	108	2.62	3.3	33.2	606	3.25	3.52	4.33	4.16	2.79
Inorganics	Ammoniacal Nitrogen as N	mg/L	0.01		0.6[#13]	0.128	0.172	0.0416	0.0145	0.0114	0.0244	4.56	5.38	0.0135	0.107	4.07	0.0129	<0.01	0.011	<0.01	<0.01
	Calcium	mg/L	0.2			50.5	59.9	94.1	57.9	8.29	6.32	128	95.9	5.02	21.5	74.3	8.14	130	27.1	6.2	46
	Chloride	mg/L	2	250[#1]	250[#2]	6.9	13	296	2.1	<2	<2	5.7	15.3	<2	2.8	7.1	<2	29.5	<2	<2	3
	Cyanide (Free)	µg/L	2.5	50[#1]	1[#2]	<2.5	<2.5	<2.5	<2.5	<2.5	<2.5	<2.5	<2.5	<2.5	<2.5	<2.5	<2.5	<2.5	<2.5	<2.5	<2.5
	Cyanide Total	µg/L	5	50[#1]	1[#2]	<5	<5	<5	<5	<5	<5	<5	<5	<5	<5	<5	<5	<5	<5	<5	<5
	cyanides-complex	µg/L	5	50[#1]	1[#2]	<5	<5	<5	<5	<5	<5	<5	<5	<5	<5	<5	<5	<5	<5	<5	<5
	Fluoride	µg/L	500	1500[#1]	1000[#14]	<500	1270	2150	1320	1040	937	<500	2150	735	<500	1800	739	2330	936	<500	1280
	Magnesium	mg/L	0.036			8.29	7.99	89.5	6.56	0.742	0.823	48.9	35	0.667	9.07	53	1.33	59.1	3.12	2.3	3.05
	Potassium	mg/L	0.2			71.6	100	245	12.9	1.47	1.94	9.1	9.35	5.06	1.15	9.96	2.39	1.3	4.57	0.31	2.01
	Sodium	mg/L	0.076	200[#1]		15.4	32.3	174	6.73	2.52	2.92	13.6	42.6	1.8	5.89	21.5	2.56	52.1	2.93	2.47	4.7
	Sulphate	mg/L	2	250(SO_4)[#15]	400[#2]	<2	37.8	628	<2	<2	<2	499	425	<2	73.3	489	<2	457	4.8	20.2	<2
Phenolics	Xylenols	µg/L	0.5			<0.5	<0.5	<0.5	<0.5	<0.5	<0.5	<0.5	<0.5	<0.5	<0.5	<0.5	<0.5	<0.5	<0.5	<0.5	<0.5
	Cresol Total	µg/L	0.5			<0.5	<0.5	<0.5	<0.5	<0.5	<0.5	<0.5	<0.5	<0.5	<0.5	<0.5	<0.5	<0.5	<0.5	<0.5	<0.5
	Phenol	µg/L	0.5	5800[#16]	7.7[#2]	<0.5	<0.5	<0.5	<0.5	<0.5	<0.5	<0.5	<0.5	<0.5	1.5	<0.5	<0.5	<0.5	<0.5	<0.5	<0.5
	Phenols Monohydric	µg/L	0.5			<0.5	<0.5	<0.5	<0.5	<0.5	<0.5	<0.5	<0.5	<0.5	1.5	<0.5	<0.5	<0.5	<0.5	<0.5	<0.5

Environmental Standards Comments
#1:Water Supply (Water Quality) Regulations 2016.
#2:Water Framework Directive (Standards and Classification) Directions (England and Wales) 2015.
#3:Operational Targets and EQS. EA, April 2018
#4:Water Framework Directive (Standards & Classification) Directions (England & Wales) 2015. Dissolved fraction. Lowest criteria presented (<40mg/l of CaCO3). See 'further assessment' if criteria exceeded and hardness (CaCO3) data available.
#5:Water Framework Directive (Standards & Classification) Directions (England & Wales) 2015. Dissolved fraction.
#6:Water Framework Directive (Standards and Classification) Directions (England and Wales) 2015. Dissolved Fraction. If hexavalent chromium (CrVI) data is available, a value of 4.7ug/l may be appropriate for the remaining trivalent chromium (CrIII).
#7:Operational Targets and EQS. EA, April 2018. Dissolved fraction.
#8:Water Framework Directive (Standards & Classification) Directions (England & Wales) 2015. Dissolved & bioavailable (bio) fraction plus background. M-BAT tool to assess: http://wfduk.org/resources/rivers-lakes-metal-bioavailability-assessment-tool-m-bat
#9:Water Framework Directive (Standards and Classification) Directions (England and Wales) 2015. Dissolved Fraction. MAC adopted in absence of AA value.
#10:Guidelines for Drinking-water Quality, 4th Edition. WHO, 2011. Informal value.
#11:Operational Targets and EQS. EA, April 2018. Lowest criteria presented (<200mg/l CaCO3). See 'further assessment' values if criteria exceeded and hardness (CaCO3) data available.
#12:Guidelines for Drinking-water Quality, 4th Edition. WHO, 2011. Based on taste rather than a formal guideline.
#13:Water Framework Directive (Standards and Classification) Directions (England and Wales) 2015. Indicator of 'good' status (90%ile) - Ammonia standard for lakes and rivers (total ammonia as nitrogen).
#14:Operational Targets and EQS. EA, April 2018. Dissolved fraction. Lowest criteria presented (<50 mg/l CaCO3). See 'further assessment' values if criteria exceeded and hardness (CaCO3) data available.
#15:Water Supply (Water Quality) Regulations 2016. As SO4.
#16:US EPA Regional Screening Levels, May 2019. https://www.epa.gov/risk/regional-screening-levels-rsls-generic-tables

Key

<9.6	Result MDL exceeds GAC
27.8	Result exceeds GAC

Notes
Where a range is given a determinand has been analysed for by more than one method

						Location_Code	WS18004	WS18004	WS21010	WS21010	WS21010	WS21010
						Sample_Depth_Range	0.00-0.1	1.2-1.25	0.00-0.05	0.3-0.3	0.5-0.7	0.5-0.7
						Sampled_Date_Time	18/03/2020	18/03/2020	27/03/2020	27/03/2020	31/03/2020	31/03/2020
				UK Drinking Water Standards (GAC)	UK Freshwater EQS (GAC)							
Chem_Group	**ChemName**	**output unit**	**EQL**									
Metals	Antimony	µg/L	1	5[#1]		<1	<1	2.06	1.89	<1	<1
	Arsenic	µg/L	0.5	10[#1]	50[#2]	1.01	0.725	12.2	15.8	<0.5	<0.5
	Boron	µg/L	10	1000[#1]	2000[#3]	64.8	252	63.1	71.6	30.5	31.1
	Cadmium	µg/L	0.08	5[#1]	0.08[#4]	<0.08	<0.08	<0.08	<0.08	<0.08	<0.08
	Chromium (hexavalent)	µg/L	3		3.4[#5]	<3	<3	4.32	<3	<3	<3
	Chromium	µg/L	1	50[#1]	3.4[#5]	<1	<1	4.2	1.56	<1	<1
	Chromium (Trivalent)	µg/L	3		4.7[#6]	<3	<3	<3	<3	<3	<3
	Cobalt	µg/L	0.5		3[#7]	<0.5	<0.5	<0.5	<0.5	<0.5	<0.5
	Copper	µg/L	0.3	2000[#1]	1(bio)[#8]	6.21	0.936	10.8	7.67	1.64	2.11
	Lead	µg/L	0.2	10[#1]	1.2(bio)[#9]	<0.2	<0.2	7.23	2.45	<0.2	<0.2
	Mercury	µg/L	0.01	1[#1]	0.07(MAC)[#9]	<0.01	<0.01	<0.01	<0.01	<0.01	<0.01
	Molybdenum	µg/L	3	70[#10]		7.81	<3	<3	<3	12.5	<3	<3
	Nickel	µg/L	0.4	20[#1]	4(bio)[#8]	2.94	0.588	2.6	1.92	0.617	0.565
	Selenium	µg/L	1	10[#1]		<1	27.4	1.27	1.04	<1	<1
	Vanadium	µg/L	1		20[#11]	2.31	<1	30.6	30.9	<1	<1
	Zinc	µg/L	1	3000[#12]	10.9(bio)[#8]	<1	<1	4.05	1.99	1.93	1.32
Inorganics	Ammoniacal Nitrogen as N	mg/L	0.01		0.6[#13]	0.0165	<0.01	<0.01	0.0129	0.11	0.097
	Calcium	mg/L	0.2			66.9	202	12.4	13.8	17.3	15.4
	Chloride	mg/L	2	250[#1]	250[#3]	<2	20.5	4.6	29.3	910	1120
	Cyanide (Free)	µg/L	2.5	50[#1]	1[#2]	<2.5	<2.5	<2.5	<2.5	<2.5	<2.5
	Cyanide Total	µg/L	5	50[#1]	1[#2]	<5	<5	58.3	30.2	<5	<5
	cyanides-complex	µg/L	5	50[#1]	1[#2]	<5	<5	57.2	29	<5	<5
	Fluoride	µg/L	500	1500[#1]	1000[#14]	1240	2930	712	770	2530	2730
	Magnesium	mg/L	0.036			3.28	131	1.17	1.02	5.24	5.52
	Potassium	mg/L	0.2			3.05	1.34	1.22	2.54	1.16	0.973
	Sodium	mg/L	0.076	200[#1]		3.82	150	56.9	66.2	666	734
	Sulphate	mg/L	2	250(SO_4)[#15]	400[#3]	<2	1040	18.2	31.2	313	250
Phenolics	Xylenols	µg/L	0.5			<0.5	<0.5	<0.5	<0.5	<0.5	<0.5
	Cresol Total	µg/L	0.5			<0.5	<0.5	<0.5	<0.5	<0.5	<0.5
	Phenol	µg/L	0.5	5800[#16]	7.7[#2]	<0.5	<0.5	<0.5	<0.5	<0.5	<0.5
	Phenols Monohydric	µg/L	0.5			<0.5	<0.5	<0.5	<0.5	<0.5	<0.5

Environmental Standards Comments
#1:Water Supply (Water Quality) Regulations 2016.
#2:Water Framework Directive (Standards and Classification) Directions (England and Wales) 2015.
#3:Operational Targets and EQS. EA, April 2018
#4:Water Framework Directive (Standards & Classification) Directions (England & Wales) 2015. Dissolved fraction. Lowest criteria presented (<40mg/l of CaCO3). See 'further assessment' if criteria exceeded and hardness (CaCO3) data available.
#5:Water Framework Directive (Standards & Classification) Directions (England & Wales) 2015. Dissolved fraction.
#6:Water Framework Directive (Standards and Classification) Directions (England and Wales) 2015. Dissolved Fraction. If hexavalent chromium (CrVI) data is available, a value of 4.7ug/l may be appropriate for the remaining trivalent chromium (CrIII).
#7:Operational Targets and EQS. EA, April 2018. Dissolved fraction.
#8:Water Framework Directive (Standards & Classification) Directions (England & Wales) 2015. Dissolved & bioavailable (bio) fraction plus background. M-BAT tool to assess: http://wfduk.org/resources/rivers-lakes-metal-bioavailability-assessment-tool-m-bat
#9:Water Framework Directive (Standards and Classification) Directions (England and Wales) 2015. Dissolved Fraction. MAC adopted in absence of AA value.
#10:Guidelines for Drinking-water Quality, 4th Edition. WHO, 2011. Informal value.
#11:Operational Targets and EQS. EA, April 2018. Lowest criteria presented (<200mg/l CaCO3). See 'further assessment' values if criteria exceeded and hardness (CaCO3) data available.
#12:Guidelines for Drinking-water Quality, 4th Edition. WHO, 2011. Based on taste rather than a formal guideline.
#13:Water Framework Directive (Standards and Classification) Directions (England and Wales) 2015. Indicator of 'good' status (90%ile) - Ammonia standard for lakes and rivers (total ammonia as nitrogen).
#14:Operational Targets and EQS. EA, April 2018. Dissolved fraction. Lowest criteria presented (<50 mg/l CaCO3). See 'further assessment' values if criteria exceeded and hardness (CaCO3) data available.
#15:Water Supply (Water Quality) Regulations 2016. As SO4.
#16:US EPA Regional Screening Levels, May 2019. https://www.epa.gov/risk/regional-screening-levels-rsls-generic-tables

Key

<0.5	Result MDL exceeds GAC
27.8	Result exceeds GAC

Notes
Where a range is given a determinand has been analysed for by more than one method

Annex D-D Soil leachate samples recording three or more exceedances

Uncontrolled when printed – Copyright © - 2022
National Highways Limited – all rights reserved

Exploratory hole ID	Sample depth (m)	Sample date	Number of exceedances
BH12018	0.05-0.05	04/03/2020	4
	1.00-1.00	04/03/2020	4
BH12020	0.05-0.05	13/03/2020	3
	0.90-0.90	13/03/2020	3
BH14004	0.05-0.15	28/02/2020	4
BH14017	0.05-0.05	10/03/2020	3
	0.80-0.80	10/03/2020	3
BH15003A	0.05-0.15	05/02/2020	4
	3.70-3.90	07/02/2020	6
BH16001	0.05-0.15	14/02/2020	5
	5.75-5.90	19/02/2020	6
BH17001	0.05-0.05	31/01/2020	3
	3.70-3.90	07/02/2020	3
	4.70-4.90	07/02/2020	5
	19.50-19.88	12/02/2020	5
	19.50-19.88 (Duplicate)	12/02/2020	4
BH18001	3.90-4.00	27/02/2020	7
BH18002	22.08-22.30	12/03/2020	4
CT16004	0.05-0.05	19/02/2020	3
	0.65-0.65	19/02/2020	3
CT16005	0.05-0.15	03/03/2020	3
	0.55-0.65	03/03/2020	4
CT16005A	0.60-0.70	03/03/2020	3
CT16006	0.05-0.15	03/03/2020	3
	1.00-1.10	03/03/2020	6
CT16007	0.05-0.05	13/03/2020	4
	0.05-0.05 (Duplicate)	13/03/2020	4
CT17001	0.05-0.05	11/03/2020	3
	0.90-0.90	11/03/2020	3
CT17002	0.05-0.05	11/03/2020	3
CT17004	0.60-0.70	04/03/2020	5
CT17005	0.80-0.90	04/03/2020	3
CT17006	0.05-0.15	04/03/2020	4
CT18010	0.05-0.05	10/03/2020	3
CT18013	0.40-0.40	10/03/2020	3
OH16002	6.70-6.70	06/11/2019	6
OH16002B	0.05-0.05	22/01/2020	3
	0.30-0.30	22/01/2020	3
OH16003	0.70-0.70	11/11/2019	8
	2.30-2.30	12/11/2019	5
OH16004	0.05-0.05	18/11/2019	3
	2.30-2.30	19/11/2019	5
OH17001	0.05-0.05	26/11/2019	3

	3.10-3.10	26/11/2019	7
OH17004	0.05-0.05	12/11/2019	3
OH19002	0.05-0.05	09/12/2019	3
	0.35-0.35	09/12/2019	4
	3.00-3.00	10/12/2019	4
OH19002A	3.50-3.50	16/01/2020	4
OH20001	0.05-0.05	13/01/2020	3
	0.35-0.35	13/01/2020	3
	2.25-2.25	13/01/2020	4
OH20002A	0.05-0.05	09/01/2020	4
	0.40-0.40	09/01/2020	3
OH20003	0.40-0.40	13/12/2019	3
	2.30-2.30	19/12/2019	3
OH20005	0.05-0.05	10/01/2020	4
TP15002	0.05-0.05	23/03/2020	6
	0.90-0.90	23/03/2020	4
TP16003	0.05-0.05	24/03/2020	4
TP16004	0.05-0.05	02/03/2020	3
TP16005	0.05-0.05	26/03/2020	3
TP16006	0.05-0.05	26/02/2020	4
TP16007	0.05-0.05	28/02/2020	4
	1.30-1.30	28/02/2020	3
TP16008	0.05-0.05	04/03/2020	3
	1.00-1.00	04/03/2020	3
TP17002	0.90-0.90	18/02/2020	5
TP17005	0.05-0.05	21/02/2020	6
	0.05-0.05 (Duplicate)	21/02/2020	3
	0.80-0.80	21/02/2020	5
	1.10-1.10	21/02/2020	3
TP17010	0.05-0.05	13/02/2020	3
	1.50-1.50	13/02/2020	4
TP18001	1.60-1.60	11/02/2020	5
TP18002	0.05-0.05	07/02/2020	3
	0.40-0.40	07/02/2020	3
WS15002	0.05-0.15	12/03/2020	7
	1.40-1.50	12/03/2020	3
WS16001	0.40-0.40	13/03/2020	4
WS16002	1.00-1.10	06/03/2020	4
	2.10-2.30	09/03/2020	4
WS16003	0.05-0.15	11/03/2020	4
WS16005	0.05-0.05	18/03/2020	5
	0.05-0.05	18/03/2020	4
WS16007	0.05-0.05	16/03/2020	4
	0.30-0.30	16/03/2020	4
	1.25-1.25	16/03/2020	4

WS16008	0.05-0.05	17/03/2020	3
WS16009	0.05-0.05	19/03/2020	3
	0.70-0.07	19/03/2020	7
	2.40-2.60	19/03/2020	6
WS17003	1.05-1.05	20/03/2020	5
	1.70-2.00	20/03/2020	8
WS17005	1.10-1.10	23/03/2020	3
WS18001	0.05-0.05	25/03/2020	3
WS18004	1.20-1.25	18/03/2020	3
WS21010	0.05-0.05	27/03/2020	8
	0.30-0.30	27/03/2020	6
	0.60-0.70	31/03/2020	5
	0.60-0.70 (Duplicate)	31/03/2020	5

Annex D-E Groundwater assessment result

Uncontrolled when printed – Copyright © - 2022
National Highways Limited – all rights reserved

					Investigation Phase	LTM	LTM	GI	LTM	LTM	LTM	LTM	GI	LTM	LTM	LTM	LTM	LTM	LTM
					Location_Code	BH12018	BH12018	BH12018	BH12018	BH12018	BH12018	BH14004	BH14004	BH14004	BH14004	BH14004	BH14004	BH14004	BH14008
					Sampled_Date	30/04/2020	02/06/2020	15/04/2020	14/10/2020	27/11/2020	13/01/2021	02/06/2020	13/03/2020	05/05/2020	20/10/2020	12/01/2021	27/11/2020	27/11/2020	02/06/2020
					Sample_Depth	10.00	13.00	14.00	8.08	8.06	8.04	15.50	16.50	17.00	8.41	8.43	8.52	8.52	4.00
				UK Drinking Water Standards (GAC)	UK Freshwater EQS (GAC)														
Chem_Group	**ChemName**	**output unit**	**EQL**																
Metals	Antimony	µg/L	4	5[#1]		-	-	-	-	-	-	-	-	-	-	<4	-	-	-
	Arsenic	µg/L	2	10[#1]	50[#2]	12.5	4.94	-	3.69	-	-	16	-	4.53	54	25.7	-	-	3.57
	Arsenic (Filtered)	µg/L	0.5	10[#1]	50[#2]	3.08	1.58	2.02	2.17	-	-	14.1	3.83	3.52	35.4	19.6	-	-	2.79
	Boron	µg/L	20	1000[#1]	2000[#3]	640	387	-	423	-	-	56.3	-	73.7	162	28.2	-	-	131
	Boron (Filtered)	µg/L	10	1000[#1]	2000[#3]	-	-	530	-	-	-	-	106	-	-	-	-	-	-
	Cadmium	µg/L	0.5	5[#1]	0.08[#4]	<0.5	<0.5	-	<0.5	-	-	<0.5	-	<0.5	<0.5	<0.5	-	-	<0.5
	Cadmium (Filtered)	µg/L	0.08	5[#1]	0.08[#4]	<0.08	0.12	<0.08	<0.08	-	-	<0.08	<0.08	<0.08	<0.08	<0.08	-	-	<0.08
	Chromium (hexavalent) (Filtered)	µg/L	3		3.4[#5]	<3	<3	13.1	<3	-	-	<3	47.3	3.2	<3	<3	-	-	<3
	Chromium	µg/L	3	50[#1]	3.4[#6]	29.5	10.7	-	3.63	-	-	<3	-	<3	<3	<3	-	-	<3
	Chromium (Filtered)	µg/L	1	50[#1]	3.4[#6]	<1	<1	5.5	<1	-	-	<1	25.3	<1	2.94	<1	-	-	<1
	Chromium (Trivalent) (Filtered)	µg/L	3		4.7[#5]	<3	<3	<3	<3	-	-	<3	<3	<3	<3	<3	-	-	<3
	Cobalt (Filtered)	µg/L	0.5		3[#7]	9.87	4.02	9.46	0.84	-	-	<0.5	<0.5	<0.5	<0.5	<0.5	-	-	6.06
	Copper	µg/L	1	2000[#1]	1(bio)[#8]	13.9	4.63	-	2.83	-	-	1.67	-	2.23	1.11	<1	-	-	4.36
	Copper (Filtered)	µg/L	0.3	2000[#1]	1(bio)[#8]	0.957	1.11	2.21	0.958	-	-	0.36	16.2	1.22	<0.3	<0.3	-	-	0.716
	Iron (Filtered)	µg/L	19	200[#1]	1000[#2]	171	38.8	330	20	42.4	78.7	21.9	53.9	55.7	38.2	76.6	140	155	365
	Lead	µg/L	1	10[#1]	1.2(bio)[#8]	-	-	-	-	-	-	-	-	-	-	-	-	-	-
	Lead (Filtered)	µg/L	0.2	10[#1]	1.2(bio)[#8]	0.343	0.291	0.242	<0.2	-	-	<0.2	<0.2	<0.2	<0.2	<0.2	-	-	<0.2
	Manganese	µg/L	1	50[#1]	123(bio)[#9]	1140	294	-	50.1	-	-	126	-	114	94.5	309	-	-	582
	Manganese (Filtered)	µg/L	3	50[#1]	123(bio)[#9]	1150	280	1110	-	16	24.3	54.3	<3	51	-	273	199	204	533
	Mercury	µg/L	0.02	1[#1]	0.07(MAC)[#10]	0.0315	<0.02	-	<0.02	-	-	<0.02	-	<0.02	0.0469	<0.02	-	-	<0.02
	Mercury (Filtered)	µg/L	0.01	1[#1]	0.07(MAC)[#10]	<0.01	<0.01	<0.01	<0.01	-	-	0.0158	<0.01	<0.01	0.0623	<0.01	-	-	<0.01
	Molybdenum	µg/L	9	70[#11]		-	-	-	-	-	-	-	-	-	-	<9	-	-	-
	Nickel	µg/L	1	20[#1]	4(bio)[#8]	23.4	13.8	-	9.23	-	-	5.45	-	5.8	7	4.71	-	-	5.27
	Nickel (Filtered)	µg/L	0.4	20[#1]	4(bio)[#8]	9.41	9.35	15.2	7.57	-	-	3.89	2.56	3.57	4.94	2.01	-	-	3
	Selenium	µg/L	1	10[#1]		3.92	3.19	-	2.71	-	-	2.71	-	2.11	1.71	1.49	-	-	1
	Selenium (Filtered)	µg/L	1	10[#1]		-	-	2.04	-	-	-	-	10.3	-	-	-	-	-	-
	Strontium (Filtered)	µg/L	1			-	-	-	-	-	-	-	-	-	-	-	-	-	-
	Vanadium	µg/L	5		20[#12]	-	-	-	-	-	-	-	-	-	-	<5	-	-	-
	Zinc	µg/L	5	3000[#11]	10.9(bio)[#8]	119	49.6	-	31.1	-	-	10.1	-	5.04	11.9	6.23	-	-	7.18
	Zinc (Filtered)	µg/L	1	3000[#11]	10.9(bio)[#8]	-	-	36.5	-	-	-	-	<1	-	-	-	-	-	-
Inorganics	Total Hardness	mg/l	0.35			1080	1250	970	1400	1140	1110	337	448	348	293	513	448	453	272
	Alkalinity (Bicarbonate as CaCO3)	mg/L	2			640	333	447	295	304	308	71.9	492	80	213	292	324	321	191
	Alkalinity (Bicarbonate) as HCO3	mg/L	2			781	406	546	-	-	-	87.7	<2	24.4	-	-	-	-	233
	Alkalinity (total) as CaCO3	mg/L	2			-	-	-	-	249	253	-	-	-	-	239	265	263	-
	Ammoniacal Nitrogen as N (Filtered)	mg/L	0.01		0.6[#12]	0.0551	0.121	0.055	0.034	-	-	0.231	2.06	0.169	0.112	-	-	-	0.0531
	Ammoniacal Nitrogen as NH3 (Filtered)	mg/L	0.01			-	-	-	-	0.0243	0.0121	-	-	-	-	0.31	0.628	0.791	-
	Bromide (Filtered)	mg/L	0.06			-	-	-	0.308	-	-	-	-	-	0.329	-	-	-	-
	Calcium (Filtered)	mg/L	0.2			331	409	292	-	387	423	118	170	121	-	187	159	162	90.6
	Chloride (Filtered)	mg/L	2	250[#1]	250[#3]	69.5	100	80.7	86.6	78.2	82.4	83.8	129	82.9	117	89.9	96.3	86.4	58.7
	Cyanide (Free) (Filtered)	µg/L	2.5	50[#1]	1[#2]	<2.5	<2.5	5.94	<2.5	-	-	<2.5	<2.5	<2.5	<2.5	<2.5	-	-	<2.5
	Cyanide Total (Filtered)	µg/L	5	50[#1]	1[#2]	16.1	17.5	33.3	22.1	-	-	<5	<5	<5	<5	<5	-	-	<5
	cyanides-complex (Filtered)	µg/L	5	50[#1]	1[#2]	15.6	17.1	27.4	22.1	-	-	<5	<5	<5	<5	<5	-	-	<5
	Fluoride (Filtered)	µg/L	500	1500[#1]	1000[#13]	<500	<500	<500	<500	-	-	<500	540	<500	<500	-	-	-	<500
	Iodide	mg/L				-	-	-	-	-	-	-	-	-	-	-	-	-	-
	Magnesium (Filtered)	mg/L	0.036			56.4	45.5	44.7	56.1	33.4	31.6	5.62	0.0741	3.95	10.6	14.1	14.1	14.3	6.39
	Nitrate (as N) (Filtered)	mg/L	0.0677			-	-	3.4	-	-	-	-	0.822	-	-	-	-	-	-
	Nitrate (as NO3-) (Filtered)	mg/L	0.3	50(NO3)[#14]		60.6	39.8	15.1	279	190	240	1.8	3.64	0.343	1.12	2.94	6.83	6.83	9.77
	Phosphorus	µg/L	20			902	327	-	-	-	-	43.6	-	33.7	-	-	-	-	97.2
	Phosphorus (Filtered)	µg/L	10			<10	93.1	-	-	-	-	20.1	-	<10	-	-	-	-	36.4
	Potassium (Filtered)	mg/L	0.2			6.59	6.79	10.4	6.26	7.84	8.44	8.24	17.7	8.69	8.51	6.93	6.8	6.81	5.79
	Sodium (Filtered)	mg/L	0.076	200[#1]		227	214	236	226	179	179	134	552	149	120	59.3	52.8	52.5	31.9
	Sulphate (Filtered)	mg/L	2	250(SO4)[#15]	400[#3]	899	936	724	1130	842	970	290	750	362	132	279	214	211	48.4
	Orthophosphate as P (Filtered)	µg/L	20			-	-	<20	-	-	-	-	55.1	-	-	-	60.4	40.1	-
PAH	Naphthalene	µg/L	0.01		2[#2]	<1 - 0.0354	<1 - 0.0131	<1 - 0.0197	0.0242	-	-	<0.01	<1 - 0.0469	<1 - 0.0334	0.0435	<0.02	-	-	<1 - 0.0163
	Acenaphthene	µg/L	0.005		No UK EQS	<0.005	<0.005	<0.005	<0.005	-	-	<0.005	<0.005	<0.005	0.00715	<0.01	-	-	<0.005
	Acenaphthylene	µg/L	0.005		No UK EQS	<1 - 0.00923	<0.005	<0.005	<0.005	-	-	<0.005	<2 - 0.0203	<1 - 0.00727	<0.005	<0.01	-	-	<0.005
	Fluoranthene	µg/L	0.005		0.0063[#2]	<1 - 0.012	<0.005	<1 - 0.0136	0.00742	-	-	<0.005	<2 - 0.0283	<0.005	0.00881	<0.01	-	-	<0.005
	Anthracene	µg/L	0.005		0.1[#2]	<0.005	<0.005	<0.005	<0.005	-	-	<0.005	<2 - 0.00799	<0.005	<0.005	<0.01	-	-	<0.005
	Phenanthrene	µg/L	0.005		No UK EQS	<1 - 0.00932	<0.005	<1 - 0.00615	<0.005	-	-	<0.005	<2 - 0.012	<0.005	<0.005	<0.01	-	-	<1 - 0.00973
	Fluorene	µg/L	0.005		No UK EQS	<0.005	<0.005	<0.005	<0.005	-	-	<0.005	<0.005	<0.005	0.00558	<0.01	-	-	<0.005
	Chrysene	µg/L	0.005		No UK EQS	<0.005	<0.005	<0.005	<0.005	-	-	<0.005	<0.005	<0.005	<0.005	<0.01	-	-	<0.005
	Pyrene	µg/L	0.005		No UK EQS	<1 - 0.0113	<0.005	<1 - 0.0134	0.0067	-	-	<0.005	<2 - 0.0361	<0.005	0.0117	<0.01	-	-	<0.005
	Benzo(a)anthracene	µg/L	0.005		No UK EQS	<0.005	<0.005	<0.005	<0.005	-	-	<0.005	<0.005	<0.005	<0.005	<0.01	-	-	<0.005
	Benzo(b)fluoranthene	µg/L	0.005	0.025[#16]	See BaP[#17]	<0.005	<0.005	<0.005	<0.005	-	-	<0.005	<0.005	<0.005	<0.005	<0.01	-	-	<0.005
	Benzo(k)fluoranthene	µg/L	0.005	0.025[#16]	See BaP[#17]	<0.005	<0.005	<0.005	<0.005	-	-	<0.005	<0.005	<0.005	<0.005	<0.01	-	-	<0.005
	Benzo(a)pyrene	µg/L	0.002	0.01[#1]	0.00017[#17]	<0.002	<0.002	<0.002	<0.002	-	-	<0.002	<0.002	<0.002	<0.002	<0.004	-	-	<0.002
	Dibenz(a,h)anthracene	µg/L	0.005		No UK EQS	<0.005	<0.005	<0.005	<0.005	-	-	<0.005	<0.005	<0.005	<0.005	<0.01	-	-	<0.005
	Benzo(g,h,i)perylene	µg/L	0.005	0.025[#16]	See BaP[#17]	<0.005	<0.005	<0.005	<0.005	-	-	<0.005	<0.005	<0.005	<0.005	<0.01	-	-	<0.005
	Indeno(1,2,3-c,d)pyrene	µg/L	0.005	0.025[#16]	See BaP[#17]	<0.005	<0.005	<0.005	<0.005	-	-	<0.005	<0.005	<0.005	<0.005	<0.01	-	-	<0.005
	PAH 16 Total	µg/L	0.082			<0.082	<0.082	<0.082	<0.082	-	-	<0.082	0.152	<0.082	<0.082	<0.164	-	-	<0.082

					Investigation Phase	LTM	LTM	GI	LTM	LTM	LTM	LTM	GI	LTM	LTM	LTM	LTM	LTM	LTM
					Location_Code	BH12018	BH12018	BH12018	BH12018	BH12018	BH12018	BH14004	BH14004	BH14004	BH14004	BH14004	BH14004	BH14004	BH14008
					Sampled_Date	30/04/2020	02/06/2020	15/04/2020	14/10/2020	27/11/2020	13/01/2021	02/06/2020	13/03/2020	05/05/2020	20/10/2020	12/01/2021	27/11/2020	27/11/2020	02/06/2020
					Sample_Depth	10.00	13.00	14.00	8.08	8.06	8.04	15.50	16.50	17.00	8.41	8.43	8.52	8.52	4.00
				UK Drinking Water Standards (GAC)	UK Freshwater EQS (GAC)														
Chem_Group	**ChemName**	**output unit**	**EQL**																
TPH CWG	>C5-C6 Aliphatics	µg/L	10	See TPH	See TPH	<10	<10	<10	<10	-	-	11	34	10	<10	<10	-	-	<10
	>C6-C8 Aliphatics	µg/L	10	See TPH	See TPH	<10	<10	<10	<10	-	-	54	890	61	32	<10	-	-	<10
	>C8-C10 Aliphatics	µg/L	10	See TPH	See TPH	<10	<10	<10	<10	-	-	46	202	47	45	10	-	-	<10
	>C10-C12 Aliphatics	µg/L	10	See TPH	See TPH	<10	<10	<10	<10	-	-	19	127	21	10	<10	-	-	<10
	>C12-C16 Aliphatics	µg/L	10	See TPH	See TPH	<10	<10	<10	<10	-	-	<10	44	<10	<10	<20	-	-	<10
	>C16-C21 Aliphatics	µg/L	10	See TPH	See TPH	<10	<10	<10	<10	-	-	<10	<10	<10	<10	<20	-	-	<10
	>C21-C35 Aliphatics	µg/L	10	See TPH	See TPH	<10	<10	<10	<10	-	-	<10	<10	<10	<10	<20	-	-	<10
	>C16-C35 Aliphatics	µg/L	10			<10	<10	<10	<10	-	-	<10	<10	<10	<10	<20	-	-	<10
	Total Aliphatics >C12-C35	µg/L	10			<10	<10	<10	<10	-	-	<10	44	<10	<10	<20	-	-	<10
	>EC5-EC7 Aromatics	µg/L	10	See TPH	See TPH	-	-	-	-	-	-	-	-	-	-	<10	-	-	-
	>EC6-EC7 Aromatics	µg/L	10			<10	<10	<10	<10	-	-	<10	<10	<10	<10	-	-	-	<10
	>EC7-EC8 Aromatics	µg/L	10	See TPH	See TPH	<10	<10	<10	<10	-	-	<10	<10	<10	<10	<10	-	-	<10
	>EC8-EC10 Aromatics	µg/L	10	See TPH	See TPH	<10	<10	<10	<10	-	-	47	174	51	30	11	-	-	<10
	>EC10-EC12 Aromatics	µg/L	10	See TPH	See TPH	<10	<10	<10	<10	-	-	12	85	14	<10	<10	-	-	<10
	>EC12-EC16 Aromatics	µg/L	10	See TPH	See TPH	<10	<10	<10	<10	-	-	<10	28	<10	<10	<20	-	-	<10
	>EC16-EC21 Aromatics	µg/L	10	See TPH	See TPH	<10	<10	<10	<10	-	-	<10	<10	<10	<10	<20	-	-	<10
	>EC21-EC35 Aromatics	µg/L	10	See TPH	See TPH	<10	<10	<10	<10	-	-	<10	<10	<10	<10	<20	-	-	<10
	Total Aromatics >EC12-EC35	µg/L	10			<10	<10	<10	<10	-	-	<10	28	<10	<10	<20	-	-	<10
	TPH >C5-C35 Aliphatics/Aromatics	µg/L	10	|10[#18]	|50[#19]	<10	<10	<10	<10	-	-	189	1580	205	131	25	-	-	12
TPH	>C8-C10	µg/L	10			-	-	-	-	-	-	-	-	-	-	-	-	-	-
	GRO >C7-8	µg/L	10			-	-	-	-	-	-	-	-	-	-	-	-	-	-
	EPH/TPH >C10-12	µg/L	200			-	-	-	-	-	-	-	-	-	-	-	-	-	-
	EPH/TPH >C12-16	µg/L	200			-	-	-	-	-	-	-	-	-	-	-	-	-	-
	EPH/TPH >C16-21	µg/L	200			-	-	-	-	-	-	-	-	-	-	-	-	-	-
	EPH/TPH >C35-40	µg/L	200			-	-	-	-	-	-	-	-	-	-	-	-	-	-
	EPH >C10-40	µg/L	200			-	-	-	-	-	-	-	-	-	-	-	-	-	-
	EPH/TPH >C21-28	µg/L	200			-	-	-	-	-	-	-	-	-	-	-	-	-	-
	EPH/TPH >C28-35	µg/L	200			-	-	-	-	-	-	-	-	-	-	-	-	-	-
	Total EPH C6-40	µg/L	100			-	-	-	-	-	-	-	-	-	-	-	-	-	-
	GRO >C5-12	µg/L	50			<50	<50	<50	<50	-	-	189	1510	205	131	<50	-	-	<50
	GRO>C10-12	µg/L	10			-	-	-	-	-	-	-	-	-	-	-	-	-	-
	GRO >C5-6	µg/L	10			-	-	-	-	-	-	-	-	-	-	-	-	-	-
	GRO >C6-7	µg/L	10			-	-	-	-	-	-	-	-	-	-	-	-	-	-
BTEX and MTBE	Benzene	µg/L	1	1[#1]	10[#2]	<1	<1	<1	<7	-	-	<1	<1	<1	<7	<1	-	-	<1
	Toluene	µg/L	1	700[#20]	74[#2]	<1	<1	<1	<4	-	-	<1	<1	<4 - 1.12	<4	<1	-	-	<1
	Ethylbenzene	µg/L	1	300[#20]	20[#21]	<1	<1	<1	<5	-	-	<1 - 13	<1 - 38	<1 - 17	<5	<1	-	-	<1
	Xylene (m & p)	µg/L	1	250[#22]	15[#23]	<1	<1	<1	<8	-	-	<1	<1	<1	<8	<1	-	-	<1
	Xylene (o)	µg/L	1	250[#22]	15[#23]	<1	<1	<1	<3	-	-	<1	<1	<1	<3	<1	-	-	<1
	Xylene Total	µg/L	2	500[#20]	30[#3]	<2	<2	<2	<11	-	-	<2	<2	<2	<11	<11	-	-	<2
	MTBE	µg/L	1	15[#24]	15[#25]	<1	<1	<1	<3	-	-	<1	<1	<1	<3	<1	-	-	<1
	Total BTEX	µg/L	28			<28	<28	<28	<28	-	-	<28	38	<28	<28	<28	-	-	<28
VOC	Styrene	µg/L	1		50[#3]	<1	<1	<1	-	-	-	<1	<1	<1	-	<1	-	-	<1
	cis-1,3-dichloropropene	µg/L	1			<1	<1	<1	-	-	-	<1	<1	<1	-	<1	-	-	<1
	trans-1,3-dichloropropene	µg/L	1			<1	<1	<1	-	-	-	<1	<1	<1	-	<1	-	-	<1
	1,1,1,2-tetrachloroethane	µg/L	1		70[#26]	<1	<1	<1	-	-	-	<1	<1	<1	-	<1	-	-	<1
	1,1,1-trichloroethane	µg/L	1	2000[#27]	100[#3]	<1	<1	<1	-	-	-	<1	<1	<1	-	<1	-	-	<1
	1,1,2,2-tetrachloroethane	µg/L	1		70[#26]	<1	<1	<1	-	-	-	<1	<1	<1	-	<1	-	-	<1
	1,1,2-trichloroethane	µg/L	1		400[#3]	<1	<1	<1	-	-	-	<1	<1	<1	-	<1	-	-	<1
	1,1-dichloroethane	µg/L	1	2.8[#28]		<1	<1	<1	-	-	-	<1	<1	<1	-	<1	-	-	<1
	1,1-dichloroethene	µg/L	1	140[#29]		<1	<1	<1	-	-	-	<1	<1	<1	-	<1	-	-	<1
	1,1-dichloropropene	µg/L	1			<1	<1	<1	-	-	-	<1	<1	<1	-	<1	-	-	<1
	1,2,3-trichloropropane	µg/L	1			<1	<1	<1	-	-	-	<1	<1	<1	-	<1	-	-	<1
	1,2,4-trimethylbenzene	µg/L	1			<1	<1	<1	-	-	-	<1	<1	<1	-	<1	-	-	<1
	1,2-dibromo-3-chloropropane	µg/L	1			<1	<1	<1	-	-	-	<1	<1	<1	-	<1	-	-	<1
	1,2-dibromoethane	µg/L	1			<1	<1	<1	-	-	-	<1	<1	<1	-	<1	-	-	<1
	1,2-dichloroethane	µg/L	1	3[#1]	10[#2]	<1	<1	<1	-	-	-	<1	<1	<1	-	<1	-	-	<1
	1,2-dichloropropane	µg/L	1			<1	<1	<1	-	-	-	<1	<1	<1	-	<1	-	-	<1
	1,3,5-trimethylbenzene	µg/L	1			<1	<1	<1	-	-	-	<1	<1	<1	-	<1	-	-	<1
	1,3-dichloropropane	µg/L	1			<1	<1	<1	-	-	-	<1	<1	<1	-	<1	-	-	<1
	2,2-dichloropropane	µg/L	1			<1	<1	<1	-	-	-	<1	<1	<1	-	<1	-	-	<1
	2-chlorotoluene	µg/L	1			<1	<1	<1	-	-	-	<1	<1	<1	-	<1	-	-	<1
	4-chlorotoluene	µg/L	1			<1	<1	<1	-	-	-	<1	<1	<1	-	<1	-	-	<1
	Bromobenzene	µg/L	1			<1	<1	<1	-	-	-	<1	<1	<1	-	<1	-	-	<1
	Bromochloromethane	µg/L	1			<1	<1	<1	-	-	-	<1	<1	<1	-	<1	-	-	<1
	Bromodichloromethane	µg/L	1	25[#30]		<1	<1	<1	-	-	-	<1	<1	<1	-	<1	-	-	<1
	Bromoform	µg/L	1	25[#30]		<1	<1	<1	-	-	-	<1	<1	<1	-	<1	-	-	<1
	Bromomethane	µg/L	1			<1	<1	<1	-	-	-	<1	<1	<1	-	<1	-	-	<1
	Carbon disulfide	µg/L	1			<1	<1	<1	-	-	-	<1	<1	<1	-	<1	-	-	<1
	Carbon tetrachloride	µg/L	1	3[#1]	12[#2]	<1	<1	<1	-	-	-	<1	<1	<1	-	<1	-	-	<1

					Investigation Phase	LTM	LTM	GI	LTM	LTM	LTM	LTM	GI	LTM	LTM	LTM	LTM	LTM	LTM
					Location_Code	BH12018	BH12018	BH12018	BH12018	BH12018	BH12018	BH14004	BH14004	BH14004	BH14004	BH14004	BH14004	BH14004	BH14008
					Sampled_Date	30/04/2020	02/06/2020	15/04/2020	14/10/2020	27/11/2020	13/01/2021	02/06/2020	13/03/2020	05/05/2020	20/10/2020	12/01/2021	27/11/2020	27/11/2020	02/06/2020
					Sample_Depth	10.00	13.00	14.00	8.08	8.06	8.04	15.50	16.50	17.00	8.41	8.43	8.52	8.52	4.00
				UK Drinking Water Standards (GAC)	UK Freshwater EQS (GAC)														
Chem_Group	**ChemName**	**output unit**	**EQL**																
	Chlorodibromomethane	µg/L	1	25[#30]		<1	<1	<1	-	-	-	<1	<1	<1	-	<1	-	-	<1
	Chloroethane	µg/L	1			<1	<1	<1	-	-	-	<1	<1	<1	-	<1	-	-	<1
	Chloroform	µg/L	1	25[#30]	2.5[#2]	<1	<1	<1	-	-	-	<1	<1	<1	-	<1	-	-	<1
	Chloromethane	µg/L	1			<1	<1	<1	-	-	-	<1	<1	<1	-	<1	-	-	<1
	cis-1,2-dichloroethene	µg/L	1	25[#31]		<1	<1	<1	-	-	-	<1	<1	<1	-	<1	-	-	<1
	Dibromomethane	µg/L	1			<1	<1	<1	-	-	-	<1	<1	<1	-	<1	-	-	<1
	Dichlorodifluoromethane	µg/L	1			<1	<1	<1	-	-	-	<1	<1	<1	-	<1	-	-	<1
	Dichloromethane	µg/L	3		20[#2]	<3	<3	<3	-	-	-	<3	<3	<3	-	<3	-	-	<3
	Isopropylbenzene	µg/L	1			<1	<1	<1	-	-	-	<1	<1	<1	-	<1	-	-	<1
	n-butylbenzene	µg/L	1			<1	<1	<1	-	-	-	<1	<1	<1	-	<1	-	-	<1
	n-propylbenzene	µg/L	1			<1	<1	<1	-	-	-	<1	<1	<1	-	<1	-	-	<1
	p-isopropyltoluene	µg/L	1			<1	<1	<1	-	-	-	<1	<1	<1	-	<1	-	-	<1
	sec-butylbenzene	µg/L	1			<1	<1	<1	-	-	-	<1	<1	<1	-	<1	-	-	<1
	Trichloroethene	µg/L	1	5[#32]	10[#2]	<1	<1	<1	-	-	-	<1	<1	<1	-	<1	-	-	<1
	tert-butylbenzene	µg/L	1			<1	<1	<1	-	-	-	<1	<1	<1	-	<1	-	-	<1
	Tetrachloroethene	µg/L	1	5[#32]	10[#2]	<1	<1	<1	-	-	-	<1	<1	<1	-	<1	-	-	<1
	trans-1,2-dichloroethene	µg/L	1	25[#31]		<1	<1	<1	-	-	-	<1	<1	<1	-	<1	-	-	<1
	Trichlorofluoromethane	µg/L	1			<1	<1	<1	-	-	-	<1	<1	<1	-	<1	-	-	<1
	Vinyl chloride	µg/L	1	0.5[#1]		<1	<1	<1	-	-	-	<1	<1	<1	-	<1	-	-	<1
	tert-Amyl methyl ether	µg/L	1			<1	<1	<1	-	-	-	<1	<1	<1	-	<1	-	-	<1
VOC/SVOC	1,2,3-trichlorobenzene	µg/L	0.01		0.13[#33]	<1	<1	<1	-	-	-	<1	<1	<1	-	<1	-	-	<1
	1,2,4-trichlorobenzene	µg/L	0.01		0.13[#33]	<1	<1	<1	-	-	-	<1	<1	<1	-	<1	-	-	<1
	1,2-dichlorobenzene	µg/L	1		6.7[#34]	<1	<1	<1	-	-	-	<1	<1	<1	-	<1	-	-	<1
	1,3,5-Trichlorobenzene	µg/L	0.01		0.13[#33]	<1	<1	<1	-	-	-	<1	<1	<1	-	<1	-	-	<1
	1,3-dichlorobenzene	µg/L	1		6.7[#34]	<1	<1	<1	-	-	-	<1	<1	<1	-	<1	-	-	<1
	1,4-dichlorobenzene	µg/L	1		6.7[#34]	<1	<1	<1	-	-	-	<1	<1	<1	-	<1	-	-	<1
	Chlorobenzene	µg/L	1	100[#35]		<1	<1	<1	-	-	-	<1	<1	<1	-	<1	-	-	<1
	Hexachlorobutadiene	µg/L	0.01		0.6(MAC)[#10]	<1	<1	<1	-	-	-	<1	<1	<1	-	<1	-	-	<1
SVOC	4-bromophenyl phenyl ether	µg/L	1			<1	<1	<1	-	-	-	<1	<2	<1	-	<1	-	-	<1
	4-nitroaniline	µg/L	1			<1	<1	<1	-	-	-	<1	<2	<1	-	<1	-	-	<1
	4-nitrophenol	µg/L	1			<1	<1	<1	-	-	-	<1	<2	<1	-	<1	-	-	<1
	2,4,5-trichlorophenol	µg/L	1			<1	<1	<1	-	-	-	<1	<2	<1	-	<1	-	-	<1
	2,4,6-trichlorophenol	µg/L	1			<1	<1	<1	-	-	-	<1	<2	<1	-	<1	-	-	<1
	2,4-dichlorophenol	µg/L	1		4.2[#2]	<1	<1	<1	-	-	-	<1	<2	<1	-	<1	-	-	<1
	2,4-dimethylphenol	µg/L	1			<1	<1	<1	-	-	-	<1	<2	<1	-	<1	-	-	<1
	2,4-dinitrotoluene	µg/L	1			<1	<1	<1	-	-	-	<1	<2	<1	-	<1	-	-	<1
	2,6-dinitrotoluene	µg/L	1			<1	<1	<1	-	-	-	<1	<2	<1	-	<1	-	-	<1
	2-chloronaphthalene	µg/L	1			<1	<1	<1	-	-	-	<1	<2	<1	-	<1	-	-	<1
	2-chlorophenol	µg/L	1		50[#3]	<1	<1	<1	-	-	-	<1	<2	<1	-	<1	-	-	<1
	2-methylnaphthalene	µg/L	1			<1	<1	<1	-	-	-	<1	<2	<1	-	<1	-	-	<1
	2-methylphenol	µg/L	1			<1	<1	<1	-	-	-	<1	<2	<1	-	<1	-	-	<1
	2-nitroaniline	µg/L	1			<1	<1	<1	-	-	-	<1	<2	<1	-	<1	-	-	<1
	2-nitrophenol	µg/L	1			<1	<1	<1	-	-	-	<1	<2	<1	-	<1	-	-	<1
	3-nitroaniline	µg/L	1			<1	<1	<1	-	-	-	<1	<2	<1	-	<1	-	-	<1
	4,6-Dinitro-2-methylphenol	µg/L				-	-	-	-	-	-	-	-	-	-	-	-	-	-
	4-chloro-3-methylphenol	µg/L	1		40[#3]	<1	<1	<1	-	-	-	<1	<2	<1	-	<1	-	-	<1
	4-chloroaniline	µg/L	1			<1	<1	<1	-	-	-	<1	<2	<1	-	<1	-	-	<1
	4-chlorophenyl phenyl ether	µg/L	1			<1	<1	<1	-	-	-	<1	<2	<1	-	<1	-	-	<1
	4-methylphenol	µg/L	1			<1	<1	<1	-	-	-	<1	<2	<1	-	<1	-	-	<1
	Azobenzene	µg/L	1			<1	<1	<1	-	-	-	<1	<2	<1	-	<1	-	-	<1
	Bis(2-chloroethoxy) methane	µg/L	1			<1	<1	<1	-	-	-	<1	<2	<1	-	<1	-	-	<1
	Bis(2-chloroethyl)ether	µg/L	1			<1	<1	<1	-	-	-	<1	<2	<1	-	<1	-	-	<1
	Bis(2-ethylhexyl) phthalate	µg/L	2		1.3[#2]	<2	<2	<2	-	-	-	<2	<4	<2	-	<2	-	-	<2
	Butyl benzyl phthalate	µg/L	1		7.5[#2]	<1	<1	<1	-	-	-	<1	<2	<1	-	<1	-	-	<1
	Carbazole	µg/L	1			<1	<1	<1	-	-	-	<1	<2	<1	-	<1	-	-	<1
	Dibenzofuran	µg/L	1			<1	<1	<1	-	-	-	<1	<2	<1	-	<1	-	-	<1
	Diethylphthalate	µg/L	1		200[#3]	<1	<1	<1	-	-	-	<1	<2	<3	-	<1	-	-	<1
	Dimethyl phthalate	µg/L	1		800[#3]	<1	<1	<1	-	-	-	<1	<2	<1	-	<1	-	-	<1
	Di-n-butyl phthalate	µg/L	1		8[#3]	<1	<1	<1	-	-	-	<1	<2	<1	-	<1	-	-	<1
	Di-n-octyl phthalate	µg/L	5		20[#3]	<5	<5	<5	-	-	-	<5	<10	<5	-	<5	-	-	<5
	Hexachlorobenzene	µg/L	0.01		0.05(MAC)[#10]	<1	<1	<1	-	-	-	<1	<2	<1	-	<1	-	-	<1
	Hexachlorocyclopentadiene	µg/L	1			<1	<1	<1	-	-	-	<1	<2	<2	-	<1	-	-	<1
	Hexachloroethane	µg/L	1			<1	<1	<1	-	-	-	<1	<2	<1	-	<1	-	-	<1
	Isophorone	µg/L	1			<1	<1	<1	-	-	-	<1	<2	<1	-	<1	-	-	<1
	Nitrobenzene	µg/L	1			<1	<1	<1	-	-	-	<1	<2	<1	-	<1	-	-	<1
	N-nitrosodi-n-propylamine	µg/L	1			<1	<1	<1	-	-	-	<1	<2	<1	-	<1	-	-	<1
	Pentachlorobenzene	µg/L	0.01		0.007[#2]	-	-	-	-	-	-	-	-	-	-	-	-	-	-
	Pentachloronitrobenzene	µg/L	0.01			-	-	-	-	-	-	-	-	-	-	-	-	-	-
	Pentachlorophenol	µg/L	1		0.4[#2]	<1	<1	<1	-	-	-	<3	<2	<2	-	<1	-	-	<1

					Investigation Phase	LTM	LTM	GI	LTM	LTM	LTM	LTM	GI	LTM	LTM	LTM	LTM	LTM	LTM
					Location_Code	BH12018	BH12018	BH12018	BH12018	BH12018	BH12018	BH14004	BH14004	BH14004	BH14004	BH14004	BH14004	BH14004	BH14008
					Sampled_Date	30/04/2020	02/06/2020	15/04/2020	14/10/2020	27/11/2020	13/01/2021	02/06/2020	13/03/2020	05/05/2020	20/10/2020	12/01/2021	27/11/2020	27/11/2020	02/06/2020
					Sample_Depth	10.00	13.00	14.00	8.08	8.06	8.04	15.50	16.50	17.00	8.41	8.43	8.52	8.52	4.00
				UK Drinking Water Standards (GAC)	UK Freshwater EQS (GAC)														
Chem_Group	**ChemName**	**output unit**	**EQL**																
PCB	Heptachlorobiphenyl, 2,3,3,4,4,5,5- (PCB 189)	µg/L	0.015			-	-	-	-	-	-	-	-	-	-	-	-	-	-
	Hexachlorobiphenyl, 2,3,3,4,4,5- (PCB 156)	µg/L	0.015			-	-	-	-	-	-	-	-	-	-	-	-	-	-
	Hexachlorobiphenyl, 2,3,3,4,4,5- (PCB 157)	µg/L	0.015			-	-	-	-	-	-	-	-	-	-	-	-	-	-
	Hexachlorobiphenyl, 2,3,4,4,5,5- (PCB 167)	µg/L	0.015			-	-	-	-	-	-	-	-	-	-	-	-	-	-
	Hexachlorobiphenyl, 3,3,4,4,5,5- (PCB 169)	µg/L	0.015			-	-	-	-	-	-	-	-	-	-	-	-	-	-
	PCB 101	µg/L	0.015			-	-	-	-	-	-	-	-	-	-	-	-	-	-
	PCB 118	µg/L	0.015			-	-	-	-	-	-	-	-	-	-	-	-	-	-
	PCB 138	µg/L	0.015			-	-	-	-	-	-	-	-	-	-	-	-	-	-
	PCB 153	µg/L	0.015			-	-	-	-	-	-	-	-	-	-	-	-	-	-
	PCB 180	µg/L	0.015			-	-	-	-	-	-	-	-	-	-	-	-	-	-
	PCB 28	µg/L	0.015			-	-	-	-	-	-	-	-	-	-	-	-	-	-
	PCB 52	µg/L	0.015			-	-	-	-	-	-	-	-	-	-	-	-	-	-
	Pentachlorobiphenyl, 2,3,3,4,4- (PCB 105)	µg/L	0.015			-	-	-	-	-	-	-	-	-	-	-	-	-	-
	Pentachlorobiphenyl, 2,3,4,4,5- (PCB 114)	µg/L	0.015			-	-	-	-	-	-	-	-	-	-	-	-	-	-
	Pentachlorobiphenyl, 2,3,4,4,5- (PCB 123)	µg/L	0.015			-	-	-	-	-	-	-	-	-	-	-	-	-	-
	Pentachlorobiphenyl, 3,3,4,4,5- (PCB 126)	µg/L	0.015			-	-	-	-	-	-	-	-	-	-	-	-	-	-
	Tetrachlorobiphenyl, 3,3,4,4- (PCB 77)	µg/L	0.015			-	-	-	-	-	-	-	-	-	-	-	-	-	-
	Tetrachlorobiphenyl, 3,4,4,5- (PCB 81)	µg/L	0.015			-	-	-	-	-	-	-	-	-	-	-	-	-	-
	Total PCB 7 Congeners	µg/L	0.105			-	-	-	-	-	-	-	-	-	-	-	-	-	-
	Total PCB WHO 12	µg/L	0.18			-	-	-	-	-	-	-	-	-	-	-	-	-	-
Phenolics	Xylenols (Filtered)	µg/L	0.5			<0.5	<0.5	<0.5	<0.5	-	-	1.07	<0.5	1.75	<0.5	<0.5	-	-	<0.5
	Cresol Total (Filtered)	µg/L	0.5			0.63	<0.5	<0.5	<0.5	-	-	1.51	<0.5	0.67	0.92	1.17	-	-	<0.5
	Phenol	µg/L	1	5800[#28]	7.7[#2]	<1	<1	<1	-	-	-	<1	<2	<1	-	<1	-	-	<1
	Phenol (Filtered)	µg/L	0.5	5800[#28]	7.7[#2]	2.04	<0.5	<0.5	<0.5	-	-	<0.5	2.97	1.51	<0.5	<0.5	-	-	<0.5
	Phenols Monohydric (Filtered)	µg/L	0.5			2.67	<0.5	<0.5	<0.5	-	-	2.58	2.97	3.93	0.92	1.17	-	-	<0.5
Organotins	Tributyltin	µg/L	0.001		0.0002[#2]	-	-	-	-	-	-	-	-	-	-	-	-	-	-
Pesticides	1-(3.4-Dichlorophenyl) urea (DCPU)	µg/l				-	-	-	-	-	-	-	-	-	-	-	-	-	-
	2-(4-Chlorophenoxy)propionic acid, 4-CPP	µg/l				-	-	-	-	-	-	-	-	-	-	-	-	-	-
	2-amino-N-(isopropyl)benzamide	µg/l				-	-	-	-	-	-	-	-	-	-	-	-	-	-
	2-Chloro-2.6-diethylacetanilide	µg/l				-	-	-	-	-	-	-	-	-	-	-	-	-	-
	Acibenzolar-S-methyl	µg/l				-	-	-	-	-	-	-	-	-	-	-	-	-	-
	Aminopyralid	µg/l				-	-	-	-	-	-	-	-	-	-	-	-	-	-
	Azoxystrobin	µg/L				-	-	-	-	-	-	-	-	-	-	-	-	-	-
	BAM	µg/l				-	-	-	-	-	-	-	-	-	-	-	-	-	-
	Benalaxyl	µg/l				-	-	-	-	-	-	-	-	-	-	-	-	-	-
	Bentazone methyl	µg/l				-	-	-	-	-	-	-	-	-	-	-	-	-	-
	Bifenox	µg/L				-	-	-	-	-	-	-	-	-	-	-	-	-	-
	Bitertanol	µg/l				-	-	-	-	-	-	-	-	-	-	-	-	-	-
	Boscalid	µg/l				-	-	-	-	-	-	-	-	-	-	-	-	-	-
	Cadusafos	µg/l				-	-	-	-	-	-	-	-	-	-	-	-	-	-
	Carfentrazone-ethyl	µg/L				-	-	-	-	-	-	-	-	-	-	-	-	-	-
	Chloridazon-desphenyl	µg/l				-	-	-	-	-	-	-	-	-	-	-	-	-	-
	Chloridazon-methyl desphenyl	µg/l				-	-	-	-	-	-	-	-	-	-	-	-	-	-
	Chlorotoluron-desmethyl	µg/l				-	-	-	-	-	-	-	-	-	-	-	-	-	-
	Chlorpropham	µg/L			10[#3]	-	-	-	-	-	-	-	-	-	-	-	-	-	-
	Clodinafop	µg/l				-	-	-	-	-	-	-	-	-	-	-	-	-	-
	Clomeprop	µg/l				-	-	-	-	-	-	-	-	-	-	-	-	-	-
	Crimidine	µg/l				-	-	-	-	-	-	-	-	-	-	-	-	-	-
	Cybutryne (Irgarol)	µg/l				-	-	-	-	-	-	-	-	-	-	-	-	-	-
	Cyprazine	µg/l				-	-	-	-	-	-	-	-	-	-	-	-	-	-
	Cyprodinil	µg/L				-	-	-	-	-	-	-	-	-	-	-	-	-	-
	Dichlofenthion	µg/l				-	-	-	-	-	-	-	-	-	-	-	-	-	-
	Dichlormid	µg/l				-	-	-	-	-	-	-	-	-	-	-	-	-	-
	Diethofencarb	µg/l				-	-	-	-	-	-	-	-	-	-	-	-	-	-
	Difenacoum	µg/l				-	-	-	-	-	-	-	-	-	-	-	-	-	-
	Dimefuron	µg/l				-	-	-	-	-	-	-	-	-	-	-	-	-	-
	Dimethachlo	µg/l				-	-	-	-	-	-	-	-	-	-	-	-	-	-
	Dimethenamid	µg/l				-	-	-	-	-	-	-	-	-	-	-	-	-	-
	Dimethomorph	µg/l				-	-	-	-	-	-	-	-	-	-	-	-	-	-
	Dinoterb	µg/l				-	-	-	-	-	-	-	-	-	-	-	-	-	-
	Diuron desmethyl (DCPMU)	µg/l				-	-	-	-	-	-	-	-	-	-	-	-	-	-
	Epoxiconazole	µg/l				-	-	-	-	-	-	-	-	-	-	-	-	-	-
	Etrimphos	µg/L	0.01			-	-	-	-	-	-	-	-	-	-	-	-	-	-
	Fenoxaprop	µg/l				-	-	-	-	-	-	-	-	-	-	-	-	-	-
	Fenpropidin	µg/l				-	-	-	-	-	-	-	-	-	-	-	-	-	-
	Fenuron	µg/l				-	-	-	-	-	-	-	-	-	-	-	-	-	-
	Fipronil	µg/L				-	-	-	-	-	-	-	-	-	-	-	-	-	-
	Florasulam	µg/l				-	-	-	-	-	-	-	-	-	-	-	-	-	-
	Fluazifop	µg/l				-	-	-	-	-	-	-	-	-	-	-	-	-	-

					Investigation Phase	LTM	LTM	GI	LTM	LTM	LTM	LTM	GI	LTM	LTM	LTM	LTM	LTM	LTM
					Location_Code	BH12018	BH12018	BH12018	BH12018	BH12018	BH12018	BH14004	BH14004	BH14004	BH14004	BH14004	BH14004	BH14004	BH14008
					Sampled_Date	30/04/2020	02/06/2020	15/04/2020	14/10/2020	27/11/2020	13/01/2021	02/06/2020	13/03/2020	05/05/2020	20/10/2020	12/01/2021	27/11/2020	27/11/2020	02/06/2020
					Sample_Depth	10.00	13.00	14.00	8.08	8.06	8.04	15.50	16.50	17.00	8.41	8.43	8.52	8.52	4.00
				UK Drinking Water Standards (GAC)	UK Freshwater EQS (GAC)														
Chem_Group	**ChemName**	**output unit**	**EQL**																
	Fluazifop-P-butyl	µg/L				-	-	-	-	-	-	-	-	-	-	-	-	-	-
	Foramsulfuron	µg/l				-	-	-	-	-	-	-	-	-	-	-	-	-	-
	Furathiocarb	µg/l				-	-	-	-	-	-	-	-	-	-	-	-	-	-
	Haloxyfop	µg/l				-	-	-	-	-	-	-	-	-	-	-	-	-	-
	Haloxyfop-p-methyl	µg/l				-	-	-	-	-	-	-	-	-	-	-	-	-	-
	Heptachlor epoxide	µg/L	0.01	0.03[#1]		-	-	-	-	-	-	-	-	-	-	-	-	-	-
	Imazamox	µg/l				-	-	-	-	-	-	-	-	-	-	-	-	-	-
	Indoxacarb	µg/L				-	-	-	-	-	-	-	-	-	-	-	-	-	-
	Isoproturon-desmethyl	µg/l				-	-	-	-	-	-	-	-	-	-	-	-	-	-
	Isoproturon-monodesmethyl	µg/l				-	-	-	-	-	-	-	-	-	-	-	-	-	-
	Isopyrazam	µg/l				-	-	-	-	-	-	-	-	-	-	-	-	-	-
	Kresoxim-methyl	µg/l				-	-	-	-	-	-	-	-	-	-	-	-	-	-
	Malaoxon	µg/l				-	-	-	-	-	-	-	-	-	-	-	-	-	-
	Mandipropamid	µg/l				-	-	-	-	-	-	-	-	-	-	-	-	-	-
	Mecarbam	µg/l				-	-	-	-	-	-	-	-	-	-	-	-	-	-
	Mesotrione	µg/l				-	-	-	-	-	-	-	-	-	-	-	-	-	-
	Metconazole	µg/l				-	-	-	-	-	-	-	-	-	-	-	-	-	-
	Metribuzin-desamino	µg/l				-	-	-	-	-	-	-	-	-	-	-	-	-	-
	Naptalam	µg/l				-	-	-	-	-	-	-	-	-	-	-	-	-	-
	Nicosulfuron	µg/l				-	-	-	-	-	-	-	-	-	-	-	-	-	-
	Nuarimol	µg/l				-	-	-	-	-	-	-	-	-	-	-	-	-	-
	Oxadixyl	µg/l				-	-	-	-	-	-	-	-	-	-	-	-	-	-
	Paraoxon-ethyl	µg/l				-	-	-	-	-	-	-	-	-	-	-	-	-	-
	Parathion-ethyl	µg/l				-	-	-	-	-	-	-	-	-	-	-	-	-	-
	Penconazole	µg/l				-	-	-	-	-	-	-	-	-	-	-	-	-	-
	Pencycuron	µg/l				-	-	-	-	-	-	-	-	-	-	-	-	-	-
	Phosphamidon II (E)	µg/l	0.01			-	-	-	-	-	-	-	-	-	-	-	-	-	-
	Pretilachlor	µg/l				-	-	-	-	-	-	-	-	-	-	-	-	-	-
	Primisulfuron-methyl	µg/l				-	-	-	-	-	-	-	-	-	-	-	-	-	-
	Prodiamine	µg/l				-	-	-	-	-	-	-	-	-	-	-	-	-	-
	Propaquizafop	µg/l				-	-	-	-	-	-	-	-	-	-	-	-	-	-
	Propetamphos	µg/L	0.01		0.03[#3]	-	-	-	-	-	-	-	-	-	-	-	-	-	-
	Prosulfocarb	µg/l				-	-	-	-	-	-	-	-	-	-	-	-	-	-
	Prothioconazole	µg/l				-	-	-	-	-	-	-	-	-	-	-	-	-	-
	Pyribenzoxim	µg/l				-	-	-	-	-	-	-	-	-	-	-	-	-	-
	Quinmerac	µg/l				-	-	-	-	-	-	-	-	-	-	-	-	-	-
	Quizalofop	µg/l				-	-	-	-	-	-	-	-	-	-	-	-	-	-
	Rimsulfuron	µg/l				-	-	-	-	-	-	-	-	-	-	-	-	-	-
	Sebuthylazine	µg/l				-	-	-	-	-	-	-	-	-	-	-	-	-	-
	Simazine-2-hydroxy	µg/l				-	-	-	-	-	-	-	-	-	-	-	-	-	-
	Sodium Acifluorfen	µg/L				-	-	-	-	-	-	-	-	-	-	-	-	-	-
	Sulfosulfuron	µg/l				-	-	-	-	-	-	-	-	-	-	-	-	-	-
	Tecnazene	µg/L	0.01		1[#3]	-	-	-	-	-	-	-	-	-	-	-	-	-	-
	Teflubenzuron	µg/l				-	-	-	-	-	-	-	-	-	-	-	-	-	-
	Terbuthylazine-desethyl	µg/l				-	-	-	-	-	-	-	-	-	-	-	-	-	-
	Terbuthylazine-desethyl-2-hydroxy	µg/l				-	-	-	-	-	-	-	-	-	-	-	-	-	-
	Terbuthylazine-hydroxy	µg/l				-	-	-	-	-	-	-	-	-	-	-	-	-	-
	Thiabendazole	µg/L			5[#3]	-	-	-	-	-	-	-	-	-	-	-	-	-	-
	Thiamethoxam	µg/L				-	-	-	-	-	-	-	-	-	-	-	-	-	-
	Tribenuron-methyl	µg/L				-	-	-	-	-	-	-	-	-	-	-	-	-	-
	Trietazine	µg/L	0.01			-	-	-	-	-	-	-	-	-	-	-	-	-	-
	Trifloxysulfuron-sodium	µg/l				-	-	-	-	-	-	-	-	-	-	-	-	-	-
	Triflusulfuron-methyl	µg/l				-	-	-	-	-	-	-	-	-	-	-	-	-	-
	Triforine	µg/l				-	-	-	-	-	-	-	-	-	-	-	-	-	-
	Triticonazole	µg/l				-	-	-	-	-	-	-	-	-	-	-	-	-	-
	Desmetryn	mg/L				-	-	-	-	-	-	-	-	-	-	-	-	-	-
	Simetryn	mg/L				-	-	-	-	-	-	-	-	-	-	-	-	-	-
	Clothianidin	µg/L				-	-	-	-	-	-	-	-	-	-	-	-	-	-
	Cymoxanil	µg/L				-	-	-	-	-	-	-	-	-	-	-	-	-	-
	Fluazifop-butyl	µg/L				-	-	-	-	-	-	-	-	-	-	-	-	-	-
	Imazamethabenz-methyl	µg/L				-	-	-	-	-	-	-	-	-	-	-	-	-	-
	Mesosulfuron-methyl	µg/L				-	-	-	-	-	-	-	-	-	-	-	-	-	-
	Metamitron	µg/L				-	-	-	-	-	-	-	-	-	-	-	-	-	-
	Metobromuron	µg/L				-	-	-	-	-	-	-	-	-	-	-	-	-	-
	Monuron	µg/L				-	-	-	-	-	-	-	-	-	-	-	-	-	-
	Secbumeton	µg/L				-	-	-	-	-	-	-	-	-	-	-	-	-	-
	Spiroxamine	µg/L				-	-	-	-	-	-	-	-	-	-	-	-	-	-
	Clomazon	µg/L				-	-	-	-	-	-	-	-	-	-	-	-	-	-
	Metazachlor	µg/L	0.01			-	-	-	-	-	-	-	-	-	-	-	-	-	-

					Investigation Phase	LTM	LTM	GI	LTM	LTM	LTM	LTM	GI	LTM	LTM	LTM	LTM	LTM	LTM
					Location_Code	BH12018	BH12018	BH12018	BH12018	BH12018	BH12018	BH14004	BH14004	BH14004	BH14004	BH14004	BH14004	BH14004	BH14008
					Sampled_Date	30/04/2020	02/06/2020	15/04/2020	14/10/2020	27/11/2020	13/01/2021	02/06/2020	13/03/2020	05/05/2020	20/10/2020	12/01/2021	27/11/2020	27/11/2020	02/06/2020
					Sample_Depth	10.00	13.00	14.00	8.08	8.06	8.04	15.50	16.50	17.00	8.41	8.43	8.52	8.52	4.00
				UK Drinking Water Standards (GAC)	UK Freshwater EQS (GAC)														
Chem_Group	**ChemName**	**output unit**	**EQL**																
	Methabenzthiazuran	µg/L				-	-	-	-	-	-	-	-	-	-	-	-	-	-
	Iprovalicarb	µg/L				-	-	-	-	-	-	-	-	-	-	-	-	-	-
	Chloroxuron	µg/L				-	-	-	-	-	-	-	-	-	-	-	-	-	-
	Neburon	µg/L				-	-	-	-	-	-	-	-	-	-	-	-	-	-
	Metribuzin	µg/L				-	-	-	-	-	-	-	-	-	-	-	-	-	-
	2,3,6-Trichlorobenzoic Acid (Tba)	µg/L				-	-	-	-	-	-	-	-	-	-	-	-	-	-
	2,4,5-Trichlorophenoxy Acetic Acid	µg/L				-	-	-	-	-	-	-	-	-	-	-	-	-	-
	2,4,5-TP (Silvex)	µg/L				-	-	-	-	-	-	-	-	-	-	-	-	-	-
	Pyrimethanil	µg/L				-	-	-	-	-	-	-	-	-	-	-	-	-	-
	Hedonal	µg/L			0.3[#2]	-	-	-	-	-	-	-	-	-	-	-	-	-	-
	2,4-DDT	µg/L	0.01		0.00625[#36]	-	-	-	-	-	-	-	-	-	-	-	-	-	-
	Propachlor	µg/L	0.01			-	-	-	-	-	-	-	-	-	-	-	-	-	-
	Propamocarb	µg/L				-	-	-	-	-	-	-	-	-	-	-	-	-	-
	2,4-Dichlorprop	µg/L				-	-	-	-	-	-	-	-	-	-	-	-	-	-
	3-Hydroxy Carbofuran	µg/L				-	-	-	-	-	-	-	-	-	-	-	-	-	-
	4-(2,4-Dichlorophenoxy)butyric Acid (2,4-DB)	µg/L				-	-	-	-	-	-	-	-	-	-	-	-	-	-
	4,4-DDE	µg/L	0.01		0.00625[#36]	-	-	-	-	-	-	-	-	-	-	-	-	-	-
	4-Bromo-3,5-dimethylphenyl-N-methylcarbamate	µg/L				-	-	-	-	-	-	-	-	-	-	-	-	-	-
	a-BHC	µg/L	0.01			-	-	-	-	-	-	-	-	-	-	-	-	-	-
	Acetochlor	µg/L				-	-	-	-	-	-	-	-	-	-	-	-	-	-
	Aldicarb	µg/L				-	-	-	-	-	-	-	-	-	-	-	-	-	-
	Aldicarb sulfone	µg/L				-	-	-	-	-	-	-	-	-	-	-	-	-	-
	Aldrin	µg/L	0.01	0.03[#1]	0.0025[#37]	-	-	-	-	-	-	-	-	-	-	-	-	-	-
	Ametryn	µg/L				-	-	-	-	-	-	-	-	-	-	-	-	-	-
	Amidosulfuron	µg/L				-	-	-	-	-	-	-	-	-	-	-	-	-	-
	Acetamiprid	µg/L				-	-	-	-	-	-	-	-	-	-	-	-	-	-
	Aclonifen	µg/L				-	-	-	-	-	-	-	-	-	-	-	-	-	-
	Actril (loxynil)	µg/L			10[#3]	-	-	-	-	-	-	-	-	-	-	-	-	-	-
	Atraton	µg/L				-	-	-	-	-	-	-	-	-	-	-	-	-	-
	Atrazine	µg/L	0.01		0.6[#2]	-	-	-	-	-	-	-	-	-	-	-	-	-	-
	Azinophos methyl	µg/L	0.02		0.01[#7]	-	-	-	-	-	-	-	-	-	-	-	-	-	-
	Baygon	µg/L				-	-	-	-	-	-	-	-	-	-	-	-	-	-
	b-BHC	µg/L	0.01			-	-	-	-	-	-	-	-	-	-	-	-	-	-
	Benazolin	µg/L				-	-	-	-	-	-	-	-	-	-	-	-	-	-
	Bendiocarb	µg/L				-	-	-	-	-	-	-	-	-	-	-	-	-	-
	Bentazone	µg/L			500[#3]	-	-	-	-	-	-	-	-	-	-	-	-	-	-
	Bidrin	µg/L				-	-	-	-	-	-	-	-	-	-	-	-	-	-
	Bromacil	µg/L				-	-	-	-	-	-	-	-	-	-	-	-	-	-
	Bromazil	µg/L				-	-	-	-	-	-	-	-	-	-	-	-	-	-
	Bromophos-ethyl	µg/L				-	-	-	-	-	-	-	-	-	-	-	-	-	-
	Bromoxynil	µg/L			100[#3]	-	-	-	-	-	-	-	-	-	-	-	-	-	-
	Carbaryl	µg/L				-	-	-	-	-	-	-	-	-	-	-	-	-	-
	Carbendazim	µg/L			0.15[#3]	-	-	-	-	-	-	-	-	-	-	-	-	-	-
	Carbetamide	µg/L				-	-	-	-	-	-	-	-	-	-	-	-	-	-
	Carbofuran	µg/L				-	-	-	-	-	-	-	-	-	-	-	-	-	-
	Carbophenothion	µg/L	0.01			-	-	-	-	-	-	-	-	-	-	-	-	-	-
	Carboxin	µg/L				-	-	-	-	-	-	-	-	-	-	-	-	-	-
	Chlorbromuron	µg/L				-	-	-	-	-	-	-	-	-	-	-	-	-	-
	Chlordane (cis)	µg/L	0.01			-	-	-	-	-	-	-	-	-	-	-	-	-	-
	Azinphos Ethyl	µg/L	0.02			-	-	-	-	-	-	-	-	-	-	-	-	-	-
	Chlordane (trans)	µg/L	0.01			-	-	-	-	-	-	-	-	-	-	-	-	-	-
	Chlorfenvinphos	µg/L	0.01		0.1[#2]	-	-	-	-	-	-	-	-	-	-	-	-	-	-
	Chloridazon	µg/L				-	-	-	-	-	-	-	-	-	-	-	-	-	-
	Chlorotoluron	µg/L			2[#3]	-	-	-	-	-	-	-	-	-	-	-	-	-	-
	Chlorpyrifos	µg/L	0.01			-	-	-	-	-	-	-	-	-	-	-	-	-	-
	Chlorpyrifos-methyl	µg/L	0.01			-	-	-	-	-	-	-	-	-	-	-	-	-	-
	Chlorsulfuron	µg/L				-	-	-	-	-	-	-	-	-	-	-	-	-	-
	Clopyralid	µg/L				-	-	-	-	-	-	-	-	-	-	-	-	-	-
	Coumaphos	µg/L	0.01		0.03[#3]	-	-	-	-	-	-	-	-	-	-	-	-	-	-
	Cyanazine	µg/L	0.01			-	-	-	-	-	-	-	-	-	-	-	-	-	-
	Cyproconazole	µg/L				-	-	-	-	-	-	-	-	-	-	-	-	-	-
	Cyromazine	µg/L				-	-	-	-	-	-	-	-	-	-	-	-	-	-
	d-BHC	µg/L	0.01			-	-	-	-	-	-	-	-	-	-	-	-	-	-
	DDD	µg/L	0.01		0.00625[#36]	-	-	-	-	-	-	-	-	-	-	-	-	-	-
	DDT	µg/L	0.01		0.01[#38]	-	-	-	-	-	-	-	-	-	-	-	-	-	-
	Deisopropylatrazine	µg/L				-	-	-	-	-	-	-	-	-	-	-	-	-	-
	Chlorothalonil	µg/L	0.01		0.035[#2]	-	-	-	-	-	-	-	-	-	-	-	-	-	-
	Deethylatrazine	µg/L				-	-	-	-	-	-	-	-	-	-	-	-	-	-
	Demeton-S-methyl	µg/L	0.01			-	-	-	-	-	-	-	-	-	-	-	-	-	-

					Investigation Phase	LTM	LTM	GI	LTM	LTM	LTM	LTM	GI	LTM	LTM	LTM	LTM	LTM	LTM
					Location_Code	BH12018	BH12018	BH12018	BH12018	BH12018	BH12018	BH14004	BH14004	BH14004	BH14004	BH14004	BH14004	BH14004	BH14008
					Sampled_Date	30/04/2020	02/06/2020	15/04/2020	14/10/2020	27/11/2020	13/01/2021	02/06/2020	13/03/2020	05/05/2020	20/10/2020	12/01/2021	27/11/2020	27/11/2020	02/06/2020
					Sample_Depth	10.00	13.00	14.00	8.08	8.06	8.04	15.50	16.50	17.00	8.41	8.43	8.52	8.52	4.00
				UK Drinking Water Standards (GAC)	UK Freshwater EQS (GAC)														
Chem_Group	ChemName	output unit	EQL																
	Diazinon	µg/L	0.01		0.01[#2]	-	-	-	-	-	-	-	-	-	-	-	-	-	-
	Dicamba	µg/L				-	-	-	-	-	-	-	-	-	-	-	-	-	-
	Dichlobenil	µg/L	0.01			-	-	-	-	-	-	-	-	-	-	-	-	-	-
	Dichlorvos	µg/L	0.01		0.001[#3]	-	-	-	-	-	-	-	-	-	-	-	-	-	-
	Diclofop	µg/L				-	-	-	-	-	-	-	-	-	-	-	-	-	-
	Dieldrin	µg/L	0.01	0.03[#1]	0.0025[#37]	-	-	-	-	-	-	-	-	-	-	-	-	-	-
	Difenoconazole	µg/L				-	-	-	-	-	-	-	-	-	-	-	-	-	-
	Difenoxuron	µg/L				-	-	-	-	-	-	-	-	-	-	-	-	-	-
	Diflubenzuron	µg/L			0.001[#3]	-	-	-	-	-	-	-	-	-	-	-	-	-	-
	Diflufenican	µg/L				-	-	-	-	-	-	-	-	-	-	-	-	-	-
	Dimethoate	µg/L	0.01		0.48[#2]	-	-	-	-	-	-	-	-	-	-	-	-	-	-
	Dinoseb	µg/L				-	-	-	-	-	-	-	-	-	-	-	-	-	-
	Disulfoton	µg/L	0.01			-	-	-	-	-	-	-	-	-	-	-	-	-	-
	Diuron	µg/L			0.2[#2]	-	-	-	-	-	-	-	-	-	-	-	-	-	-
	Endosulfan I	µg/L	0.01			-	-	-	-	-	-	-	-	-	-	-	-	-	-
	Endosulfan II	µg/L	0.02			-	-	-	-	-	-	-	-	-	-	-	-	-	-
	Endosulfan sulphate	µg/L	0.04			-	-	-	-	-	-	-	-	-	-	-	-	-	-
	Endrin	µg/L	0.01		0.0025[#37]	-	-	-	-	-	-	-	-	-	-	-	-	-	-
	s-Ethyl dipropylthiocarbamate	µg/L				-	-	-	-	-	-	-	-	-	-	-	-	-	-
	Ethiofencarb	µg/L				-	-	-	-	-	-	-	-	-	-	-	-	-	-
	Ethion	µg/L	0.01			-	-	-	-	-	-	-	-	-	-	-	-	-	-
	Ethoprop	µg/L				-	-	-	-	-	-	-	-	-	-	-	-	-	-
	Ethofumesate	µg/L				-	-	-	-	-	-	-	-	-	-	-	-	-	-
	Etridiazole	µg/L	0.01			-	-	-	-	-	-	-	-	-	-	-	-	-	-
	Fenamiphos	µg/L				-	-	-	-	-	-	-	-	-	-	-	-	-	-
	Fenarimol	µg/L				-	-	-	-	-	-	-	-	-	-	-	-	-	-
	Fenitrothion	µg/L	0.01		0.01[#3]	-	-	-	-	-	-	-	-	-	-	-	-	-	-
	Fensulfothion	µg/L				-	-	-	-	-	-	-	-	-	-	-	-	-	-
	Fenhexamid	µg/L				-	-	-	-	-	-	-	-	-	-	-	-	-	-
	Fenoxycarb	µg/L				-	-	-	-	-	-	-	-	-	-	-	-	-	-
	Fenthion	µg/L	0.01			-	-	-	-	-	-	-	-	-	-	-	-	-	-
	Fenpropimorf	µg/L				-	-	-	-	-	-	-	-	-	-	-	-	-	-
	Fluroxypyr	µg/L				-	-	-	-	-	-	-	-	-	-	-	-	-	-
	Flutolanil	µg/L				-	-	-	-	-	-	-	-	-	-	-	-	-	-
	Fonofos	µg/L				-	-	-	-	-	-	-	-	-	-	-	-	-	-
	g-BHC (Lindane)	µg/L	0.01			-	-	-	-	-	-	-	-	-	-	-	-	-	-
	Haloxyfop-methyl	µg/L				-	-	-	-	-	-	-	-	-	-	-	-	-	-
	Thifensulfuron	µg/L				-	-	-	-	-	-	-	-	-	-	-	-	-	-
	Heptachlor	µg/L	0.01	0.03[#1]		-	-	-	-	-	-	-	-	-	-	-	-	-	-
	Hexaconazole	µg/L				-	-	-	-	-	-	-	-	-	-	-	-	-	-
	Hexazinone	µg/L				-	-	-	-	-	-	-	-	-	-	-	-	-	-
	Hydroxyatrazine	µg/L				-	-	-	-	-	-	-	-	-	-	-	-	-	-
	Iprodione	µg/L				-	-	-	-	-	-	-	-	-	-	-	-	-	-
	Isodrin	µg/L	0.01		0.0025[#37]	-	-	-	-	-	-	-	-	-	-	-	-	-	-
	Isoproturon	µg/L			0.3[#2]	-	-	-	-	-	-	-	-	-	-	-	-	-	-
	Linuron	µg/L			0.5[#2]	-	-	-	-	-	-	-	-	-	-	-	-	-	-
	Malathion	µg/L	0.01		0.01[#3]	-	-	-	-	-	-	-	-	-	-	-	-	-	-
	2-Methyl-4-chlorophenoxyacetic acid	µg/L				-	-	-	-	-	-	-	-	-	-	-	-	-	-
	2-Methyl-4-Chlorophenoxy Butanoic Acid	µg/L				-	-	-	-	-	-	-	-	-	-	-	-	-	-
	Mecoprop	µg/L			18[#2]	-	-	-	-	-	-	-	-	-	-	-	-	-	-
	Mefenpyr-diethyl	µg/L				-	-	-	-	-	-	-	-	-	-	-	-	-	-
	Metachlor	µg/L	0.01		0.3[#2]	-	-	-	-	-	-	-	-	-	-	-	-	-	-
	Metalaxyl	µg/L				-	-	-	-	-	-	-	-	-	-	-	-	-	-
	Methamidophos	µg/L				-	-	-	-	-	-	-	-	-	-	-	-	-	-
	Methidathion	µg/L				-	-	-	-	-	-	-	-	-	-	-	-	-	-
	Methiocarb	µg/L			0.01[#3]	-	-	-	-	-	-	-	-	-	-	-	-	-	-
	Methomyl	µg/L				-	-	-	-	-	-	-	-	-	-	-	-	-	-
	Methoxychlor	µg/L	0.01			-	-	-	-	-	-	-	-	-	-	-	-	-	-
	Methoxyfenozide	µg/L				-	-	-	-	-	-	-	-	-	-	-	-	-	-
	Methyl parathion	µg/L	0.01			-	-	-	-	-	-	-	-	-	-	-	-	-	-
	Metolachlor	µg/L				-	-	-	-	-	-	-	-	-	-	-	-	-	-
	Metoxuron	µg/L				-	-	-	-	-	-	-	-	-	-	-	-	-	-
	Metsulfuron Methyl	µg/L				-	-	-	-	-	-	-	-	-	-	-	-	-	-
	Mevinphos (Phosdrin)	µg/L	0.01		0.02(MAC)[#39]	-	-	-	-	-	-	-	-	-	-	-	-	-	-
	Molinate	µg/L				-	-	-	-	-	-	-	-	-	-	-	-	-	-
	Monlinuran	µg/L				-	-	-	-	-	-	-	-	-	-	-	-	-	-
	Monocrotophos	µg/L				-	-	-	-	-	-	-	-	-	-	-	-	-	-
	Napropamide	µg/L				-	-	-	-	-	-	-	-	-	-	-	-	-	-
	Flusilazole (NuStar)	µg/L				-	-	-	-	-	-	-	-	-	-	-	-	-	-

					Investigation Phase	LTM	LTM	GI	LTM	LTM	LTM	LTM	GI	LTM	LTM	LTM	LTM	LTM	LTM
					Location_Code	BH12018	BH12018	BH12018	BH12018	BH12018	BH12018	BH14004	BH14004	BH14004	BH14004	BH14004	BH14004	BH14004	BH14008
					Sampled_Date	30/04/2020	02/06/2020	15/04/2020	14/10/2020	27/11/2020	13/01/2021	02/06/2020	13/03/2020	05/05/2020	20/10/2020	12/01/2021	27/11/2020	27/11/2020	02/06/2020
					Sample_Depth	10.00	13.00	14.00	8.08	8.06	8.04	15.50	16.50	17.00	8.41	8.43	8.52	8.52	4.00
				UK Drinking Water Standards (GAC)	UK Freshwater EQS (GAC)														
Chem_Group	**ChemName**	**output unit**	**EQL**																
	o,p-DDD	µg/L	0.01			-	-	-	-	-	-	-	-	-	-	-	-	-	-
	o,p'-DDE	µg/L	0.01			-	-	-	-	-	-	-	-	-	-	-	-	-	-
	o,p-Methoxychlor	µg/L	0.04			-	-	-	-	-	-	-	-	-	-	-	-	-	-
	Omethoate	µg/L	0.01		0.01[#3]	-	-	-	-	-	-	-	-	-	-	-	-	-	-
	Oxamyl	µg/L				-	-	-	-	-	-	-	-	-	-	-	-	-	-
	Paclobutrazol	µg/L				-	-	-	-	-	-	-	-	-	-	-	-	-	-
	Methyl Paraoxon	µg/L				-	-	-	-	-	-	-	-	-	-	-	-	-	-
	Parathion	µg/L	0.01			-	-	-	-	-	-	-	-	-	-	-	-	-	-
	Pendimethalin	µg/L	0.01		0.3[#2]	-	-	-	-	-	-	-	-	-	-	-	-	-	-
	Imidacloprid	µg/L				-	-	-	-	-	-	-	-	-	-	-	-	-	-
	Permethrin	µg/L	0.02		0.001[#3]	-	-	-	-	-	-	-	-	-	-	-	-	-	-
	Permethrin II	µg/L	0.02			-	-	-	-	-	-	-	-	-	-	-	-	-	-
	Phorate	µg/L	0.01			-	-	-	-	-	-	-	-	-	-	-	-	-	-
	Phosmet	µg/L				-	-	-	-	-	-	-	-	-	-	-	-	-	-
	Lenacil	µg/L				-	-	-	-	-	-	-	-	-	-	-	-	-	-
	Picloram	µg/L				-	-	-	-	-	-	-	-	-	-	-	-	-	-
	Picoxystrobin	µg/L				-	-	-	-	-	-	-	-	-	-	-	-	-	-
	Pirimicarb	µg/L			1[#3]	-	-	-	-	-	-	-	-	-	-	-	-	-	-
	Pirimiphos-methyl	µg/L	0.01		0.015[#3]	-	-	-	-	-	-	-	-	-	-	-	-	-	-
	Pirimphos-ethyl	µg/L				-	-	-	-	-	-	-	-	-	-	-	-	-	-
	Prochloraz	µg/L			4[#3]	-	-	-	-	-	-	-	-	-	-	-	-	-	-
	Profenofos	µg/L				-	-	-	-	-	-	-	-	-	-	-	-	-	-
	Promecarb	µg/L				-	-	-	-	-	-	-	-	-	-	-	-	-	-
	Prometon	µg/L				-	-	-	-	-	-	-	-	-	-	-	-	-	-
	Prometryn	µg/L	0.01			-	-	-	-	-	-	-	-	-	-	-	-	-	-
	Pronamide	µg/L	0.01		100[#3]	-	-	-	-	-	-	-	-	-	-	-	-	-	-
	Propanil	µg/L				-	-	-	-	-	-	-	-	-	-	-	-	-	-
	Propazine	µg/L	0.01			-	-	-	-	-	-	-	-	-	-	-	-	-	-
	Propham	µg/L				-	-	-	-	-	-	-	-	-	-	-	-	-	-
	Propiconazole	µg/L				-	-	-	-	-	-	-	-	-	-	-	-	-	-
	Propoxycarbazone-sodium	µg/L				-	-	-	-	-	-	-	-	-	-	-	-	-	-
	Pursuit	µg/L				-	-	-	-	-	-	-	-	-	-	-	-	-	-
	Pyriproxyfen	µg/L				-	-	-	-	-	-	-	-	-	-	-	-	-	-
	Quinclorac	µg/L				-	-	-	-	-	-	-	-	-	-	-	-	-	-
	Quinoxyfen	µg/L				-	-	-	-	-	-	-	-	-	-	-	-	-	-
	Savey	µg/L				-	-	-	-	-	-	-	-	-	-	-	-	-	-
	Sethoxydim	µg/L				-	-	-	-	-	-	-	-	-	-	-	-	-	-
	Simazine	µg/L	0.01		1[#2]	-	-	-	-	-	-	-	-	-	-	-	-	-	-
	Tebuthiuron	µg/L				-	-	-	-	-	-	-	-	-	-	-	-	-	-
	Terbutryn	µg/L	0.01			-	-	-	-	-	-	-	-	-	-	-	-	-	-
	Terbutylazine	µg/L				-	-	-	-	-	-	-	-	-	-	-	-	-	-
	Phosalone	µg/L	0.01			-	-	-	-	-	-	-	-	-	-	-	-	-	-
	Phosphamidon	µg/L	0.01			-	-	-	-	-	-	-	-	-	-	-	-	-	-
	Thiobencarb	µg/L				-	-	-	-	-	-	-	-	-	-	-	-	-	-
	Thiophanate-methyl	µg/L				-	-	-	-	-	-	-	-	-	-	-	-	-	-
	Triadimefon	µg/L	0.01			-	-	-	-	-	-	-	-	-	-	-	-	-	-
	Triadimenol	µg/L				-	-	-	-	-	-	-	-	-	-	-	-	-	-
	Triallate	µg/L	0.01		0.25[#3]	-	-	-	-	-	-	-	-	-	-	-	-	-	-
	Triasulfuron	µg/L				-	-	-	-	-	-	-	-	-	-	-	-	-	-
	Tributyl phosphate	µg/L	0.05		50[#3]	-	-	-	-	-	-	-	-	-	-	-	-	-	-
	Triclopyr	µg/L				-	-	-	-	-	-	-	-	-	-	-	-	-	-
	Triclosan	µg/L				-	-	-	-	-	-	-	-	-	-	-	-	-	-
	Trifluralin	µg/L	0.01		0.03[#2]	-	-	-	-	-	-	-	-	-	-	-	-	-	-
	Tebuconazole	µg/L				-	-	-	-	-	-	-	-	-	-	-	-	-	-
	Telodrin	µg/L	0.01			-	-	-	-	-	-	-	-	-	-	-	-	-	-
	Triazophos	µg/L	0.01		0.005[#3]	-	-	-	-	-	-	-	-	-	-	-	-	-	-
	Tricyclazole	µg/L				-	-	-	-	-	-	-	-	-	-	-	-	-	-
Surrogate	Surrogate Value	%				-	-	-	-	-	-	-	-	-	-	-	-	-	-
SVOC TIC	SVOC TICS - Detect	Detect				0	0	1	-	-	-	1	1	1	-	-	-	-	0
	SVOC Tentatively Identified Compounds	µg/L	10			<10	<10	58.5	-	-	-	2360	9190	2890	-	-	-	-	<10
VOC TIC	VOC TICs - Detect	Detect				0	0	0	-	-	-	1	1	1	-	-	-	-	0
	VOC Tentatively Identified Compounds	µg/l	10			<10	<10	<10	-	-	-	17	181	47	-	-	-	-	<10
Other	Biochemical Oxygen Demand (5-day test)	µg/L	1000			-	-	-	<1000	-	-	-	-	-	>42,300	-	-	-	-
	Redox	mV				-	-	-	-	-	-	-	-	-	-	-	-	-	-
	Salinity (no units)	PSS-78				-	-	-	-	-	-	-	-	-	-	-	-	-	-
	Conductivity @ 20oC	µS/cm	5			2360	2240	2070	2700	2310	2260	894	3390	1010	871	1010	946	946	555
	Total Dissolved Solids (Filtered)	mg/L	10			-	-	-	-	-	-	-	-	-	-	-	-	-	-
	Biological Oxygen Demand	mg/L	1			25.2	<2	56.8	-	-	-	162	>164	>43.9	-	-	-	-	11.4
	Chemical Oxygen Demand	mg/L	7			145	21.7	167	15.9	-	-	287	1430	373	322	-	-	-	54

					Investigation Phase	LTM	LTM	GI	LTM	LTM	LTM	LTM	GI	LTM	LTM	LTM	LTM	LTM	LTM
					Location_Code	BH12018	BH12018	BH12018	BH12018	BH12018	BH12018	BH14004	BH14004	BH14004	BH14004	BH14004	BH14004	BH14004	BH14008
					Sampled_Date	30/04/2020	02/06/2020	15/04/2020	14/10/2020	27/11/2020	13/01/2021	02/06/2020	13/03/2020	05/05/2020	20/10/2020	12/01/2021	27/11/2020	27/11/2020	02/06/2020
					Sample_Depth	10.00	13.00	14.00	8.08	8.06	8.04	15.50	16.50	17.00	8.41	8.43	8.52	8.52	4.00
				UK Drinking Water Standards (GAC)	UK Freshwater EQS (GAC)														
Chem_Group	**ChemName**	**output unit**	**EQL**																
	Dissolved Organic Carbon (Filtered)	µg/L	3000			31,900	8310	59,000	6850	-	-	90,000	485,000	125,000	103,000	31,100	-	-	6250
	pH (Lab)	pH_Units	1	6.5-9.5[#1]	6-9(MAC)[#39]	7.32	7.21	7.58	7.09	-	-	8.96	11.8	10.2	8.47	8.38	-	-	7.08

Environmental Standards Comments
#1:Water Supply (Water Quality) Regulations 2016.
#2:Water Framework Directive (Standards and Classification) Directions (England and Wales) 2015.
#3:Operational Targets and EQS. EA, April 2018
#4:Water Framework Directive (Standards & Classification) Directions (England & Wales) 2015. Dissolved fraction. Lowest criteria presented (<40mg/l of CaCO3). See 'further assessment' if criteria exceeded and hardness (CaCO3) data available.
#5:Water Framework Directive (Standards & Classification) Directions (England & Wales) 2015. Dissolved fraction.
#6:Water Framework Directive (Standards and Classification) Directions (England and Wales) 2015. Dissolved Fraction. If hexavalent chromium (CrVI) data is available, a value of 4.7µg/l may be appropriate for the remaining trivalent chromium (CrIII).
#7:Operational Targets and EQS. EA, April 2018. Dissolved fraction.
#8:Water Framework Directive (Standards & Classification) Directions (England & Wales) 2015. Dissolved & bioavailable (bio) fraction plus background. M-BAT tool to assess: http://wfduk.org/resources/rivers-lakes-metal-bioavailability-assessment-tool-m-bat
#9:Water Framework Directive (Standards & Classification) Directions (England & Wales) 2015. Bioavailable (bio) fraction. M-BAT tool to assess: http://wfduk.org/resources/rivers-lakes-metal-bioavailability-assessment-tool-m-bat
#10:Water Framework Directive (Standards and Classification) Directions (England and Wales) 2015. Dissolved Fraction. MAC adopted in absence of AA value.
#11:Guidelines for Drinking-water Quality, 4th Edition. WHO, 2011. Based on taste rather than a formal guideline.
#12:Water Framework Directive (Standards and Classification) Directions (England and Wales) 2015. Indicator of 'good' status (90%ile) - Ammonia standard for lakes and rivers (total ammonia as nitrogen).
#13:Operational Targets and EQS. EA, April 2018. Dissolved fraction. Lowest criteria presented (<50 mg/l CaCO3). See 'further assessment' values if criteria exceeded and hardness (CaCO3) data available.
#14:Water Supply (Water Quality) Regulations 2016. As NO3.
#15:Water Supply (Water Quality) Regulations 2016. As SO4.
#16:Water Supply (Water Quality) Regulations 2016. Value of 0.1µg/l for PAH split between four individual PAH. Requires summation of benzo(b)fluoranthene, benzo(k)fluoranthene, benzo(ghiperylene and indeno(123cd)pyrene to use 0.1µg/l value.
#17:Water Framework Directive (Standards and Classification) Directions (England and Wales) 2015. Benzo(a)pyrene can be considered as a marker for other PAH for comparison with the corresponding AA-EQS in water.
#18:No UK DWS for total petroleum hydrocarbons (TPH), or speciated TPH fractions. A value of 10 µg/l is adopted for sum TPH based on the rescinded Private Water Supply Regulations, 1991.
#19:No UK EQS for total petroleum hydrocarbons (TPH), or speciated TPH fractions. A value of 50 µg/l is adopted for sum TPH protection of surface water based on 50µg/l-1000µg/l (Surface Waters (Abstraction for Drinking Water) Regulations 1989).
#20:Guidelines for Drinking-water Quality, 4th Edition. WHO, 2011
#21:Proposed Environmental Quality Standard, in absence of legislative standard (Ayscough et al., 2002). https://assets.publishing.service.gov.uk/government/uploads/system/uploads/attachment_data/file/291223/sp2-115-tr4-e-e.pdf
#22:Guidelines for Drinking-water Quality, 4th Edition. WHO, 2011. Value of 500µg/l for sum xylenes split between isomers. Requires summation of m,p & o isomers to use 500µg/l value.
#23:Operational Targets and EQS. EA, April 2018. Value of 30µg/l for sum xylenes split between isomers. Requires summation of m,p & o isomers to use 30µg/l value.
#24:The taste and odour threshold of 15µg/l is commonly adopted as a guide.
#25:The taste and odour threshold of 15µg/l is commonly adopted as a guide. In situations where there is no risk to a drinking water supply or aquifer, a PNEC value of 2,600µg/l may be used.
#26:Water Framework Directive (Standards and Classification) Directions (England and Wales) 2015. Value of 140µg/l for tetrachloroethane split between 2 isomers. Requires summation of 2 isomers to use 140µg/l value.
#27:Guidelines for Drinking-water Quality, 4th Edition. WHO, 2011. In Scotland a value of 200µg/l is used (WAT-PS-10-01).
#28:US EPA Regional Screening Levels, May 2019. https://www.epa.gov/risk/regional-screening-levels-rsls-generic-tables
#29:Guidelines for Drinking-water Quality, 4th Edition. WHO, 2011. In Scotland a value of 7µg/l is used (WAT-PS-10-01).
#30:Water Supply (Water Quality) Regulations 2016. Value of 100µg/l for sum trihalomethanes split between individual compounds. Requires summation of chloroform, bromoform, chlorodibromomethane and bromodichloromethane to use 100µg/l value.
#31:Guidelines for Drinking-water Quality, 4th Edition. WHO, 2011. Value of 50µg/l for sum cis & trans-DCE split between isomers. Requires summation of cis & trans-DCE isomers to use 50µg/l value.
#32:Water Supply (Water Quality) Regulations 2016. Value of 10µg/l for sum of TCE & PCE split between individual compounds. Requires summation of TCE & PCE to use 10µg/l value.
#33:Water Framework Directive (Standards and Classification) Directions (England and Wales) 2015. Value of 0.4µg/l for sum isomers split between 3 isomers. Requires summation of isomers to use 0.4µg/l value.
#34:Water Framework Directive (Standards and Classification) Directions (England and Wales) 2015. Value of 20µg/l for sum isomers split between 3 isomers. Requires summation of isomers to use 20µg/l value.
#35:Position statement (WAT-PS-10-01), SEPA August 2014.
#36:Water Framework Directive (Standards and Classification) Directions (England and Wales) 2015. Value of 0.025µg/l for sum DDT isomers split between 4 isomers. Requires summation of 4 isomers to use 0.025µg/l value.
#37:Water Framework Directive (Standards and Classification) Directions (England and Wales) 2015. Value of 0.01µg/l for sum isomers split between 4 isomers. Requires summation of isomers to use 0.01µg/l value.
#38:Water Framework Directive (Standards and Classification) Directions (England and Wales) 2015. Relates to p,p-DDT (CAS 50-29-3)
#39:Operational Targets and EQS. EA, April 2018. Maximum Allowable Concentration (MAC) adopted in absence of Annual Average (AA) value.

Key

<2.5	Result MDL exceeds GAC
16.1	Result exceeds GAC
-	Determinand not tested for

Notes
Where a range is given the determinand has been analysed for by more than one method

					Investigation Phase	LTM	LTM	GI	LTM	LTM	LTM	GI	LTM	LTM	LTM	LTM	LTM	GI	GI
					Location_Code	BH14008	BH14008	BH14008	BH14008	BH14012	BH14012	BH14012	BH14012	BH14012	BH14017	BH15003A	BH15003A	BH15003A	BH15003A
					Sampled_Date	05/05/2020	20/10/2020	09/04/2020	12/01/2021	29/10/2020	02/06/2020	10/03/2020	07/05/2020	07/05/2020	14/10/2020	28/05/2020	05/05/2020	20/02/2020	20/02/2020
					Sample_Depth	5.00	5.00	5.00	4.24	10.59	12.00	12.00	13.40	13.40	5.76	18.00	19.00	20.00	20.00
				UK Drinking Water Standards (GAC)	UK Freshwater EQS (GAC)														
Chem_Group	**ChemName**	**output unit**	**EQL**																
Metals	Antimony	µg/L	4	5[#1]		-	-	-	<4	-	-	-	-	-	-	-	-	-	-
	Arsenic	µg/L	2	10[#1]	50[#2]	6.18	13.7	-	2.27	3.27	<2	-	<2	<2	8.75	<2	<2	-	-
	Arsenic (Filtered)	µg/L	0.5	10[#1]	50[#2]	1.9	13.2	2.8	2.29	2.82	1.04	41.4	0.834	0.887	-	<0.5	<0.5	0.514	0.502
	Boron	µg/L	20	1000[#1]	2000[#3]	144	284	-	135	37.5	<20	-	<20	<20	61.7	30	39.8	-	-
	Boron (Filtered)	µg/L	10	1000[#1]	2000[#3]	-	-	106	-	35.5	-	34.4	-	-	-	-	-	25.6	25.5
	Cadmium	µg/L	0.5	5[#1]	0.08[#4]	<0.5	<0.5	-	<0.5	<0.5	<0.5	-	<0.5	<0.5	<0.5	<0.5	<0.5	-	-
	Cadmium (Filtered)	µg/L	0.08	5[#1]	0.08[#4]	<0.08	<0.08	<0.08	<0.08	<0.08	<0.08	0.14	<0.08	<0.08	-	<0.08	<0.08	<0.08	<0.08
	Chromium (hexavalent) (Filtered)	µg/L	3		3.4[#5]	<3	<3	8.89	<3	3.95	11.6	986	14.3	12.1	-	<3	<3	<3	<3
	Chromium	µg/L	3	50[#1]	3.4[#6]	13.7	<3	-	<3	4.19	6.45	-	5.51	5.7	27.8	<3	<3	-	-
	Chromium (Filtered)	µg/L	1	50[#1]	3.4[#6]	<1	<1	11.5	24.5	3.59	5.69	30.4	4.93	4.73	-	<1	<1	<1	<1
	Chromium (Trivalent) (Filtered)	µg/L	3		4.7[#5]	<3	<3	<3	24.5	<3	<3	<30	<3	<3	-	<3	<3	<3	<3
	Cobalt (Filtered)	µg/L	0.5		3[#7]	4.44	3.37	1.96	5.62	<0.5	<0.5	1.51	<0.5	<0.5	-	<0.5	<0.5	0.555	0.532
	Copper	µg/L	1	2000[#1]	1(bio)[#8]	30.4	<1	-	1.44	4.62	5.47	-	7.3	8.14	40	<1	<1	-	-
	Copper (Filtered)	µg/L	0.3	2000[#1]	1(bio)[#8]	1.37	<0.3	2.3	0.425	3.99	4.97	15.6	6.66	6.25	-	<0.3	<0.3	<0.3	0.348
	Iron (Filtered)	µg/L	19	200[#1]	1000[#2]	115	12,100	<19	1340	<19	35.2	462	<19	<19	-	2370	2240	2640	2550
	Lead	µg/L	1	10[#1]	1.2(bio)[#8]	-	-	-	-	-	-	-	-	-	-	-	-	-	-
	Lead (Filtered)	µg/L	0.2	10[#1]	1.2(bio)[#8]	0.378	0.231	<0.2	<0.2	<0.2	0.449	0.501	0.41	0.504	-	<0.2	<0.2	<0.2	0.411
	Manganese	µg/L	1	50[#1]	123(bio)[#9]	883	3600	-	634	3.23	4.97	-	2.39	6.76	383	192	215	-	-
	Manganese (Filtered)	µg/L	3	50[#1]	123(bio)[#9]	442	-	203	-	<3	3.6	5.97	<3	<3	-	194	184	242	235
	Mercury	µg/L	0.02	1[#1]	0.07(MAC)[#10]	<0.02	<0.02	-	<0.02	<0.02	<0.02	-	<0.02	<0.02	0.0348	<0.02	<0.02	-	-
	Mercury (Filtered)	µg/L	0.01	1[#1]	0.07(MAC)[#10]	<0.01	<0.01	<0.01	<0.01	0.0107	<0.01	<0.01	<0.01	<0.01	-	<0.01	<0.01	0.0111	0.0123
	Molybdenum	µg/L	9	70[#11]		-	-	-	<9	-	-	-	-	-	-	-	-	-	-
	Nickel	µg/L	1	20[#1]	4(bio)[#8]	22.6	2.05	-	5.13	2.04	1.74	-	1.94	2.34	119	<1	<1	-	-
	Nickel (Filtered)	µg/L	0.4	20[#1]	4(bio)[#8]	3.62	1.58	2.36	4.46	2.01	1.69	3.26	1.66	1.65	-	<0.4	<0.4	0.432	0.473
	Selenium	µg/L	1	10[#1]		1.95	<1	-	<1	1.27	1.93	-	1.6	1.29	1.12	<1	<1	-	-
	Selenium (Filtered)	µg/L	1	10[#1]		-	-	<1	-	-	-	10.1	-	-	-	-	-	1.16	1.21
	Strontium (Filtered)	µg/L	1			-	-	-	-	728	-	-	-	-	-	-	-	-	-
	Vanadium	µg/L	5		20[#12]	-	-	-	<5	-	-	-	-	-	-	-	-	-	-
	Zinc	µg/L	5	3000[#11]	10.9(bio)[#8]	42.7	<5	-	<5	7.32	10.7	-	14.5	13.1	163	<5	21.6	-	-
	Zinc (Filtered)	µg/L	1	3000[#11]	10.9(bio)[#8]	-	-	<1	-	-	-	14.1	-	-	-	-	-	17.6	17.8
Inorganics	Total Hardness	mg/l	0.35			380	346	296	385	521	1180	26.8	1470	1470	417	313	311	370	368
	Alkalinity (Bicarbonate as CaCO3)	mg/L	2			250	341	190	-	343	1160	1510	1400	1420	-	170	180	178	175
	Alkalinity (Bicarbonate) as HCO3	mg/L	2			305	-	232	-	-	<2	<2	<2	<2	-	207	220	218	214
	Alkalinity (total) as CaCO3	mg/L	2			-	-	-	228	-	-	-	-	-	-	-	-	-	-
	Ammoniacal Nitrogen as N (Filtered)	mg/L	0.01		0.6[#12]	0.0454	0.239	0.055	-	0.25	0.531	1.85	0.455	0.503	-	0.0696	0.1	0.126	0.127
	Ammoniacal Nitrogen as NH3 (Filtered)	mg/L	0.01			-	-	-	-	-	-	-	-	-	-	-	-	-	-
	Bromide (Filtered)	mg/L	0.06			-	0.2	-	-	0.181	-	-	-	-	-	-	-	-	-
	Calcium (Filtered)	mg/L	0.2			104	-	105	-	181	447	7.79	532	515	-	112	96.2	128	127
	Chloride (Filtered)	mg/L	2	250[#1]	250[#3]	70.7	76.2	80.2	-	97	11.4	76.3	7.7	7.7	-	36.4	33.8	43.8	43.7
	Cyanide (Free) (Filtered)	µg/L	2.5	50[#1]	1[#2]	<2.5	<2.5	<2.5	<2.5	<2.5	<2.5	<2.5	<2.5	<2.5	-	<2.5	<2.5	<2.5	<2.5
	Cyanide Total (Filtered)	µg/L	5	50[#1]	1[#2]	<5	<5	<5	<5	<5	<5	<5	<5	<5	-	<5	<5	<5	<5
	cyanides-complex (Filtered)	µg/L	5	50[#1]	1[#2]	<5	<5	<5	<5	<5	<5	<5	<5	<5	-	<5	<5	<5	<5
	Fluoride (Filtered)	µg/L	500	1500[#1]	1000[#13]	<500	<500	<500	-	518	597	1220	613	767	-	<500	<500	<500	<500
	Iodide	mg/L				-	-	-	-	<0.1	-	-	-	-	-	-	-	-	-
	Magnesium (Filtered)	mg/L	0.036			7.07	8.75	6.77	-	<0.036	0.046	0.29	0.283	0.163	-	17.7	12.9	17.4	17.2
	Nitrate (as N) (Filtered)	mg/L	0.0677			-	-	2.6	-	-	-	<0.0677	-	-	-	-	-	<0.0677	<0.0677
	Nitrate (as NO3-) (Filtered)	mg/L	0.3	50(NO3)[#14]		4.89	3.27	11.5	-	<0.3	<0.3	<0.3	<0.3	<0.3	-	<0.3	<0.3	<0.3	<0.3
	Phosphorus	µg/L	20			470	-	-	-	-	<20	-	<20	26.3	-	96.9	105	-	-
	Phosphorus (Filtered)	µg/L	10			33.7	-	-	-	-	<10	-	<10	<10	-	69.8	65.6	-	-
	Potassium (Filtered)	mg/L	0.2			6.72	9.87	6.41	-	8.57	24	48.8	40.7	40.6	-	3.17	2.78	3.9	3.91
	Sodium (Filtered)	mg/L	0.076	200[#1]		30	51.4	32.8	-	55.3	43	1030	63.6	62.2	-	24.3	17.9	25.9	25.3
	Sulphate (Filtered)	mg/L	2	250(SO4)[#15]	400[#3]	49.4	24.5	51.9	-	76.4	24.6	951	58.6	61.6	-	119	117	190	196
	Orthophosphate as P (Filtered)	µg/L	20			-	-	<20	-	-	-	1260	-	-	-	-	-	<20	<20
PAH	Naphthalene	µg/L	0.01		2[#2]	<1 - 0.064	0.211	<1 - 0.0219	<1 - 260	0.032	<1 - 0.0454	0.0575	<1 - 0.0371	<1 - 0.0354	-	<0.01	0.011	<0.01	<0.01
	Acenaphthene	µg/L	0.005		No UK EQS	<1 - 0.0086	0.00981	<0.005	<1 - 255	<0.005	<0.005	0.0334	<0.005	<0.005	-	<0.005	<0.005	0.0061	<0.005
	Acenaphthylene	µg/L	0.005		No UK EQS	<1 - 0.0151	<0.005	<0.005	<1 - 243	<0.005	<0.005	0.0254	<0.005	<0.005	-	<0.005	<0.005	<0.005	<0.005
	Fluoranthene	µg/L	0.005		0.0063[#2]	<1 - 0.0706	<0.005	<0.005	<1 - 273	<0.005	<0.005	0.106	<0.005	<0.005	-	<0.005	0.00691	0.0099	0.00763
	Anthracene	µg/L	0.005		0.1[#2]	<1 - 0.0113	0.0416	<0.005	<1 - 256	<0.005	<0.005	0.114	<0.005	<0.005	-	<0.005	<0.005	<0.005	0.00673
	Phenanthrene	µg/L	0.005		No UK EQS	<1 - 0.15	0.0335	<1 - 0.0117	<1 - 250	<0.005	<0.005	0.15	<0.005	<0.005	-	0.00916	0.0183	<0.005	0.00613
	Fluorene	µg/L	0.005		No UK EQS	<1 - 0.0501	0.0225	<1 - 0.0101	<1 - 262	<0.005	<0.005	0.138	<0.005	<0.005	-	<0.005	0.00644	0.019	0.0127
	Chrysene	µg/L	0.005		No UK EQS	<0.005	<0.005	<0.005	<1 - 246	<0.005	<0.005	0.0216	<0.005	<0.005	-	<0.005	<0.005	<0.005	<0.005
	Pyrene	µg/L	0.005		No UK EQS	<1 - 0.0952	<0.005	<0.005	<1 - 267	<0.005	<0.005	0.138	<0.005	<0.005	-	<0.005	<0.005	0.00789	0.00676
	Benzo(a)anthracene	µg/L	0.005		No UK EQS	<0.005	<0.005	<0.005	<1 - 262	<0.005	<0.005	0.0186	<0.005	<0.005	-	<0.005	<0.005	<0.005	<0.005
	Benzo(b)fluoranthene	µg/L	0.005	0.025[#16]	See BaP[#17]	<0.005	<0.005	<0.005	<1 - 272	<0.005	<0.005	<0.005	<0.005	<0.005	-	<0.005	<0.005	<0.005	<0.005
	Benzo(k)fluoranthene	µg/L	0.005	0.025[#16]	See BaP[#17]	<0.005	<0.005	<0.005	<1 - 258	<0.005	<0.005	<0.005	<0.005	<0.005	-	<0.005	<0.005	<0.005	<0.005
	Benzo(a)pyrene	µg/L	0.002	0.01[#1]	0.00017[#17]	<0.002	<0.002	<0.002	<1 - 260	<0.002	<0.002	<0.002	<0.002	<0.002	-	<0.002	<0.002	<0.002	<0.002
	Dibenz(a,h)anthracene	µg/L	0.005		No UK EQS	<0.005	<0.005	<0.005	<1 - 259	<0.005	<0.005	<0.005	<0.005	<0.005	-	<0.005	<0.005	<0.005	<0.005
	Benzo(g,h,i)perylene	µg/L	0.005	0.025[#16]	See BaP[#17]	<0.005	<0.005	<0.005	<1 - 249	<0.005	<0.005	<0.005	<0.005	<0.005	-	<0.005	<0.005	<0.005	<0.005
	Indeno(1,2,3-c,d)pyrene	µg/L	0.005	0.025[#16]	See BaP[#17]	<0.005	<0.005	<0.005	<1 - 245	<0.005	<0.005	<0.005	<0.005	<0.005	-	<0.005	<0.005	<0.005	<0.005
	PAH 16 Total	µg/L	0.082			0.465	0.319	<0.082	4120	<0.082	<0.082	0.802	<0.082	<0.082	-	<0.082	<0.082	<0.082	<0.082

					Investigation Phase	LTM	LTM	GI	LTM	LTM	LTM	GI	LTM	LTM	LTM	LTM	LTM	GI	GI
					Location_Code	BH14008	BH14008	BH14008	BH14008	BH14012	BH14012	BH14012	BH14012	BH14012	BH14017	BH15003A	BH15003A	BH15003A	BH15003A
					Sampled_Date	05/05/2020	20/10/2020	09/04/2020	12/01/2021	29/10/2020	02/06/2020	10/03/2020	07/05/2020	07/05/2020	14/10/2020	28/05/2020	05/05/2020	20/02/2020	20/02/2020
					Sample_Depth	5.00	5.00	5.00	4.24	10.59	12.00	12.00	13.40	13.40	5.76	18.00	19.00	20.00	20.00
				UK Drinking Water Standards (GAC)	UK Freshwater EQS (GAC)														
Chem_Group	**ChemName**	**output unit**	**EQL**																
TPH CWG	>C5-C6 Aliphatics	µg/L	10	See TPH	See TPH	<10	<10	<10	<10	<10	<10	43	<10	<10	<10	<10	<10	<10	<10
	>C6-C8 Aliphatics	µg/L	10	See TPH	See TPH	<10	<10	<10	<10	<10	152	1550	287	283	<10	<10	<10	<10	<10
	>C8-C10 Aliphatics	µg/L	10	See TPH	See TPH	<10	<10	<10	<10	13	54	749	95	91	<10	<10	<10	<10	<10
	>C10-C12 Aliphatics	µg/L	10	See TPH	See TPH	<10	<10	<10	<10	<10	46	210	54	54	<10	<10	<10	<10	<10
	>C12-C16 Aliphatics	µg/L	10	See TPH	See TPH	46	<10	<10	<20	<20	<10	16	<10	<10	-	<10	<10	<10	<10
	>C16-C21 Aliphatics	µg/L	10	See TPH	See TPH	17	<10	<10	<20	<20	<10	<10	<10	<10	-	<10	<10	<10	<10
	>C21-C35 Aliphatics	µg/L	10	See TPH	See TPH	56	<10	<10	<20	<20	<10	<10	<10	<10	-	<10	<10	<10	<10
	>C16-C35 Aliphatics	µg/L	10			73	<10	<10	<20	<20	<10	<10	<10	<10	-	<10	<10	<10	<10
	Total Aliphatics >C12-C35	µg/L	10			119	<10	<10	<20	<20	<10	16	<10	<10	-	<10	<10	<10	<10
	>EC5-EC7 Aromatics	µg/L	10	See TPH	See TPH	-	-	-	<10	-	-	-	-	-	-	-	-	-	-
	>EC6-EC7 Aromatics	µg/L	10			<10	<10	<10	-	<10	<10	<10	<10	<10	<10	<10	<10	<10	<10
	>EC7-EC8 Aromatics	µg/L	10	See TPH	See TPH	<10	<10	<10	<10	<10	<10	<10	<10	<10	<10	<10	<10	<10	<10
	>EC8-EC10 Aromatics	µg/L	10	See TPH	See TPH	<10	<10	<10	<10	15	50	743	65	63	<10	<10	<10	<10	<10
	>EC10-EC12 Aromatics	µg/L	10	See TPH	See TPH	<10	<10	<10	<10	<10	31	140	36	36	<10	<10	<10	<10	<10
	>EC12-EC16 Aromatics	µg/L	10	See TPH	See TPH	<10	<10	<10	<20	<20	29	141	42	39	-	<10	<10	<10	<10
	>EC16-EC21 Aromatics	µg/L	10	See TPH	See TPH	40	<10	<10	<20	<20	<10	10	<10	<10	-	<10	<10	<10	<10
	>EC21-EC35 Aromatics	µg/L	10	See TPH	See TPH	226	<10	<10	<20	<20	<10	<10	<10	<10	-	<10	<10	<10	<10
	Total Aromatics >EC12-EC35	µg/L	10			266	<10	<10	<20	<20	29	151	42	39	-	<10	<10	<10	<10
	TPH >C5-C35 Aliphatics/Aromatics	µg/L	10	|10[#18]	|50[#19]	404	<10	<10	<10	51	368	3610	589	574	-	<10	<10	<10	<10
TPH	>C8-C10	µg/L	10			-	-	-	-	-	-	-	-	-	-	-	-	-	-
	GRO >C7-8	µg/L	10			-	-	-	-	-	-	-	-	-	-	-	-	-	-
	EPH/TPH >C10-12	µg/L	200			-	-	-	-	-	-	-	-	-	-	-	-	-	-
	EPH/TPH >C12-16	µg/L	200			-	-	-	-	-	-	-	-	-	-	-	-	-	-
	EPH/TPH >C16-21	µg/L	200			-	-	-	-	-	-	-	-	-	-	-	-	-	-
	EPH/TPH >C35-40	µg/L	200			-	-	-	-	-	-	-	-	-	-	-	-	-	-
	EPH >C10-40	µg/L	200			-	-	-	-	-	-	-	-	-	-	-	-	-	-
	EPH/TPH >C21-28	µg/L	200			-	-	-	-	-	-	-	-	-	-	-	-	-	-
	EPH/TPH >C28-35	µg/L	200			-	-	-	-	-	-	-	-	-	-	-	-	-	-
	Total EPH C6-40	µg/L	100			-	-	-	-	-	-	-	-	-	-	-	-	-	-
	GRO >C5-12	µg/L	50			<50	<50	<50	<50	52	340	3440	547	535	<50	<50	<50	<50	<50
	GRO>C10-12	µg/L	10			-	-	-	-	-	-	-	-	-	-	-	-	-	-
	GRO >C5-6	µg/L	10			-	-	-	-	-	-	-	-	-	-	-	-	-	-
	GRO >C6-7	µg/L	10			-	-	-	-	-	-	-	-	-	-	-	-	-	-
BTEX and MTBE	Benzene	µg/L	1	1[#1]	10[#2]	<1	<7	<1	<1	<7	<1	<7	<1	<1	<7	<7	<7	<7	<7
	Toluene	µg/L	1	700[#20]	74[#2]	<4 - 1.38	<4	<1	<1	<4	<1	<4	<4 - 2.67	<4 - 1.56	<4	<4	<4	<4	<4
	Ethylbenzene	µg/L	1	300[#20]	20[#21]	<1	<5	<1	<1	<5	<1 - 10	238	<1	<1	<5	<5	<5	<5	<5
	Xylene (m & p)	µg/L	1	250[#22]	15[#23]	<1	<8	<1	<1	<8	<8 - 1.97	<8	<8 - 1.79	<8 - 2.15	<8	<8	<8	<8	<8
	Xylene (o)	µg/L	1	250[#22]	15[#23]	<1	<3	<1	<1	<3	<1	4	<3 - 1.02	<3 - 1.1	<3	<3	<3	<3	<3
	Xylene Total	µg/L	2	500[#20]	30[#3]	<2	<11	<2	<11	<11	<2	<11	<11 - 2.81	<11 - 3.25	<11	<11	<11	<11	<11
	MTBE	µg/L	1	15[#24]	15[#25]	<1	<3	<1	<1	<3	<1	<3	<1	<1	<3	<3	<3	<3	<3
	Total BTEX	µg/L	28			<28	<28	<28	<28	<28	<28	238	<28	<28	<28	<28	<28	<28	<28
VOC	Styrene	µg/L	1		50[#3]	<1	-	<1	<1	-	<1	-	<1	<1	-	-	-	-	-
	cis-1,3-dichloropropene	µg/L	1			<1	-	<1	<1	-	<1	-	<1	<1	-	-	-	-	-
	trans-1,3-dichloropropene	µg/L	1			<1	-	<1	<1	-	<1	-	<1	<1	-	-	-	-	-
	1,1,1,2-tetrachloroethane	µg/L	1		70[#26]	<1	-	<1	<1	-	<1	-	<1	<1	-	-	-	-	-
	1,1,1-trichloroethane	µg/L	1	2000[#27]	100[#3]	<1	-	<1	<1	-	<1	-	<1	<1	-	-	-	-	-
	1,1,2,2-tetrachloroethane	µg/L	1		70[#26]	<1	-	<1	<1	-	<1	-	<1	<1	-	-	-	-	-
	1,1,2-trichloroethane	µg/L	1		400[#3]	<1	-	<1	<1	-	<1	-	<1	<1	-	-	-	-	-
	1,1-dichloroethane	µg/L	1	2.8[#28]		<1	-	<1	<1	-	<1	-	<1	<1	-	-	-	-	-
	1,1-dichloroethene	µg/L	1	140[#29]		<1	-	<1	<1	-	<1	-	<1	<1	-	-	-	-	-
	1,1-dichloropropene	µg/L	1			<1	-	<1	<1	-	<1	-	<1	<1	-	-	-	-	-
	1,2,3-trichloropropane	µg/L	1			<1	-	<1	<1	-	<1	-	<1	<1	-	-	-	-	-
	1,2,4-trimethylbenzene	µg/L	1			<1	-	<1	<1	-	<1	-	<1	<1	-	-	-	-	-
	1,2-dibromo-3-chloropropane	µg/L	1			<1	-	<1	<1	-	<1	-	<1	<1	-	-	-	-	-
	1,2-dibromoethane	µg/L	1			<1	-	<1	<1	-	<1	-	<1	<1	-	-	-	-	-
	1,2-dichloroethane	µg/L	1	3[#1]	10[#2]	<1	-	<1	<1	-	<1	-	<1	<1	-	-	-	-	-
	1,2-dichloropropane	µg/L	1			<1	-	<1	<1	-	<1	-	<1	<1	-	-	-	-	-
	1,3,5-trimethylbenzene	µg/L	1			<1	-	<1	<1	-	<1	-	<1	<1	-	-	-	-	-
	1,3-dichloropropane	µg/L	1			<1	-	<1	<1	-	<1	-	<1	<1	-	-	-	-	-
	2,2-dichloropropane	µg/L	1			<1	-	<1	<1	-	<1	-	<1	<1	-	-	-	-	-
	2-chlorotoluene	µg/L	1			<1	-	<1	<1	-	<1	-	<1	<1	-	-	-	-	-
	4-chlorotoluene	µg/L	1			<1	-	<1	<1	-	<1	-	<1	<1	-	-	-	-	-
	Bromobenzene	µg/L	1			<1	-	<1	<1	-	<1	-	<1	<1	-	-	-	-	-
	Bromochloromethane	µg/L	1			<1	-	<1	<1	-	<1	-	<1	<1	-	-	-	-	-
	Bromodichloromethane	µg/L	1	25[#30]		<1	-	<1	<1	-	<1	-	<1	<1	-	-	-	-	-
	Bromoform	µg/L	1	25[#30]		<1	-	<1	<1	-	<1	-	<1	<1	-	-	-	-	-
	Bromomethane	µg/L	1			<1	-	<1	<1	-	<1	-	<1	<1	-	-	-	-	-
	Carbon disulfide	µg/L	1			<1	-	<1	<1	-	<1	-	<1	<1	-	-	-	-	-
	Carbon tetrachloride	µg/L	1	3[#1]	12[#2]	<1	-	<1	<1	-	<1	-	<1	<1	-	-	-	-	-

					Investigation Phase	LTM	LTM	GI	LTM	LTM	LTM	GI	LTM	LTM	LTM	LTM	LTM	GI	GI
					Location_Code	BH14008	BH14008	BH14008	BH14008	BH14012	BH14012	BH14012	BH14012	BH14012	BH14017	BH15003A	BH15003A	BH15003A	BH15003A
					Sampled_Date	05/05/2020	20/10/2020	09/04/2020	12/01/2021	29/10/2020	02/06/2020	10/03/2020	07/05/2020	07/05/2020	14/10/2020	28/05/2020	05/05/2020	20/02/2020	20/02/2020
					Sample_Depth	5.00	5.00	5.00	4.24	10.59	12.00	12.00	13.40	13.40	5.76	18.00	19.00	20.00	20.00
				UK Drinking Water Standards (GAC)	UK Freshwater EQS (GAC)														
Chem_Group	**ChemName**	**output unit**	**EQL**																
	Chlorodibromomethane	µg/L	1	25[#30]		<1	-	<1	<1	-	<1	-	<1	<1	-	-	-	-	-
	Chloroethane	µg/L	1			<1	-	<1	<1	-	<1	-	<1	<1	-	-	-	-	-
	Chloroform	µg/L	1	25[#30]	2.5[#2]	<1	-	<1	<1	-	<1	-	<1	<1	-	-	-	-	-
	Chloromethane	µg/L	1			<1	-	<1	<1	-	<1	-	<1	<1	-	-	-	-	-
	cis-1,2-dichloroethene	µg/L	1	25[#31]		<1	-	<1	<1	-	<1	-	<1	<1	-	-	-	-	-
	Dibromomethane	µg/L	1			<1	-	<1	<1	-	<1	-	<1	<1	-	-	-	-	-
	Dichlorodifluoromethane	µg/L	1			<1	-	<1	<1	-	<1	-	<1	<1	-	-	-	-	-
	Dichloromethane	µg/L	3		20[#2]	<3	-	<3	<3	-	<3	-	<3	<3	-	-	-	-	-
	Isopropylbenzene	µg/L	1			<1	-	<1	<1	-	<1	-	<1	<1	-	-	-	-	-
	n-butylbenzene	µg/L	1			<1	-	<1	<1	-	<1	-	<1	<1	-	-	-	-	-
	n-propylbenzene	µg/L	1			<1	-	<1	<1	-	<1	-	<1	<1	-	-	-	-	-
	p-isopropyltoluene	µg/L	1			<1	-	<1	<1	-	<1	-	<1	<1	-	-	-	-	-
	sec-butylbenzene	µg/L	1			<1	-	<1	<1	-	<1	-	<1	<1	-	-	-	-	-
	Trichloroethene	µg/L	1	5[#32]	10[#2]	<1	-	<1	<1	-	<1	-	<1	<1	-	-	-	-	-
	tert-butylbenzene	µg/L	1			<1	-	<1	<1	-	<1	-	<1	<1	-	-	-	-	-
	Tetrachloroethene	µg/L	1	5[#32]	10[#2]	<1	-	<1	<1	-	<1	-	<1	<1	-	-	-	-	-
	trans-1,2-dichloroethene	µg/L	1	25[#31]		<1	-	<1	<1	-	<1	-	<1	<1	-	-	-	-	-
	Trichlorofluoromethane	µg/L	1			<1	-	<1	<1	-	<1	-	<1	<1	-	-	-	-	-
	Vinyl chloride	µg/L	1	0.5[#1]		<1	-	<1	<1	-	<1	-	<1	<1	-	-	-	-	-
	tert-Amyl methyl ether	µg/L	1			<1	-	<1	<1	-	<1	-	<1	<1	-	-	-	-	-
VOC/SVOC	1,2,3-trichlorobenzene	µg/L	0.01		0.13[#33]	<1	-	<1	<1	-	<1	-	<1	<1	-	-	-	-	-
	1,2,4-trichlorobenzene	µg/L	0.01		0.13[#33]	<1	-	<1	<1	-	<1	-	<1	<1	-	-	-	-	-
	1,2-dichlorobenzene	µg/L	1		6.7[#34]	<1	-	<1	<1	-	<1	-	<1	<1	-	-	-	-	-
	1,3,5-Trichlorobenzene	µg/L	0.01		0.13[#33]	<1	-	<1	<1	-	<1	-	<1	<1	-	-	-	-	-
	1,3-dichlorobenzene	µg/L	1		6.7[#34]	<1	-	<1	<1	-	<1	-	<1	<1	-	-	-	-	-
	1,4-dichlorobenzene	µg/L	1		6.7[#34]	<1	-	<1	<1	-	<1	-	<1	<1	-	-	-	-	-
	Chlorobenzene	µg/L	1	100[#35]		<1	-	<1	<1	-	<1	-	<1	<1	-	-	-	-	-
	Hexachlorobutadiene	µg/L	0.01		0.6(MAC)[#10]	<1	-	<1	<1	-	<1	-	<1	<1	-	-	-	-	-
SVOC	4-bromophenyl phenyl ether	µg/L	1			<1	-	<1	<1	-	<1	-	<1	<1	-	-	-	-	-
	4-nitroaniline	µg/L	1			<1	-	<1	<1	-	<1	-	<1	<1	-	-	-	-	-
	4-nitrophenol	µg/L	1			<1	-	<1	<1	-	<1	-	<1	<1	-	-	-	-	-
	2,4,5-trichlorophenol	µg/L	1			<1	-	<1	<1	-	<1	-	<1	<1	-	-	-	-	-
	2,4,6-trichlorophenol	µg/L	1			<1	-	<1	<1	-	<1	-	<1	<1	-	-	-	-	-
	2,4-dichlorophenol	µg/L	1		4.2[#2]	<1	-	<1	<1	-	<1	-	<1	<1	-	-	-	-	-
	2,4-dimethylphenol	µg/L	1			<1	-	<1	<1	-	<1	-	<1	<1	-	-	-	-	-
	2,4-dinitrotoluene	µg/L	1			<1	-	<1	<1	-	<1	-	<1	<1	-	-	-	-	-
	2,6-dinitrotoluene	µg/L	1			<1	-	<1	<1	-	<1	-	<1	<1	-	-	-	-	-
	2-chloronaphthalene	µg/L	1			<1	-	<1	<1	-	<1	-	<1	<1	-	-	-	-	-
	2-chlorophenol	µg/L	1		50[#3]	<1	-	<1	<1	-	<1	-	<1	<1	-	-	-	-	-
	2-methylnaphthalene	µg/L	1			<1	-	<1	<1	-	<1	-	<1	<1	-	-	-	-	-
	2-methylphenol	µg/L	1			<1	-	<1	<1	-	<1	-	<1	<1	-	-	-	-	-
	2-nitroaniline	µg/L	1			<1	-	<1	<1	-	<1	-	<1	<1	-	-	-	-	-
	2-nitrophenol	µg/L	1			<1	-	<1	<1	-	<1	-	<1	<1	-	-	-	-	-
	3-nitroaniline	µg/L	1			<1	-	<1	<1	-	<1	-	<1	<1	-	-	-	-	-
	4,6-Dinitro-2-methylphenol	µg/L				-	-	-	-	-	-	-	-	-	-	-	-	-	-
	4-chloro-3-methylphenol	µg/L	1		40[#3]	<1	-	<1	<1	-	<1	-	<1	<1	-	-	-	-	-
	4-chloroaniline	µg/L	1			<1	-	<1	<1	-	<1	-	<1	<1	-	-	-	-	-
	4-chlorophenyl phenyl ether	µg/L	1			<1	-	<1	<1	-	<1	-	<1	<1	-	-	-	-	-
	4-methylphenol	µg/L	1			<1	-	<1	<1	-	<1	-	<1	<1	-	-	-	-	-
	Azobenzene	µg/L	1			<1	-	<1	<1	-	<1	-	<1	<1	-	-	-	-	-
	Bis(2-chloroethoxy) methane	µg/L	1			<1	-	<1	<1	-	<1	-	<1	<1	-	-	-	-	-
	Bis(2-chloroethyl)ether	µg/L	1			<1	-	<1	<1	-	<1	-	<1	<1	-	-	-	-	-
	Bis(2-ethylhexyl) phthalate	µg/L	2		1.3[#2]	<2	-	<2	<2	-	<2	-	<2	<2	-	-	-	-	-
	Butyl benzyl phthalate	µg/L	1		7.5[#2]	<1	-	<1	<1	-	<1	-	<1	<1	-	-	-	-	-
	Carbazole	µg/L	1			<1	-	<1	<1	-	<1	-	<1	<1	-	-	-	-	-
	Dibenzofuran	µg/L	1			<1	-	<1	<1	-	<1	-	<1	<1	-	-	-	-	-
	Diethylphthalate	µg/L	1		200[#3]	<3	-	<1	<1	-	<1	-	<1	<1	-	-	-	-	-
	Dimethyl phthalate	µg/L	1		800[#3]	<1	-	<1	<1	-	<1	-	<1	<1	-	-	-	-	-
	Di-n-butyl phthalate	µg/L	1		8[#3]	<1	-	<1	<1	-	<1	-	<1	<1	-	-	-	-	-
	Di-n-octyl phthalate	µg/L	5		20[#3]	<5	-	<5	<5	-	<5	-	<5	<5	-	-	-	-	-
	Hexachlorobenzene	µg/L	0.01		0.05(MAC)[#10]	<1	-	<1	<1	-	<1	-	<1	<1	-	-	-	-	-
	Hexachlorocyclopentadiene	µg/L	1			<2	-	<1	<1	-	<1	-	<1	<1	-	-	-	-	-
	Hexachloroethane	µg/L	1			<1	-	<1	<1	-	<1	-	<1	<1	-	-	-	-	-
	Isophorone	µg/L	1			<1	-	<1	<1	-	<1	-	<1	<1	-	-	-	-	-
	Nitrobenzene	µg/L	1			<1	-	<1	<1	-	<1	-	<1	<1	-	-	-	-	-
	N-nitrosodi-n-propylamine	µg/L	1			<1	-	<1	<1	-	<1	-	<1	<1	-	-	-	-	-
	Pentachlorobenzene	µg/L	0.01		0.007[#2]	-	-	-	-	-	-	-	-	-	-	-	-	-	-
	Pentachloronitrobenzene	µg/L	0.01			-	-	-	-	-	-	-	-	-	-	-	-	-	-
	Pentachlorophenol	µg/L	1		0.4[#2]	<2	-	<1	<1	-	<1	-	<1	<1	-	-	-	-	-

					Investigation Phase	LTM	LTM	GI	LTM	LTM	LTM	GI	LTM	LTM	LTM	LTM	LTM	GI	GI
					Location_Code	BH14008	BH14008	BH14008	BH14008	BH14012	BH14012	BH14012	BH14012	BH14012	BH14017	BH15003A	BH15003A	BH15003A	BH15003A
					Sampled_Date	05/05/2020	20/10/2020	09/04/2020	12/01/2021	29/10/2020	02/06/2020	10/03/2020	07/05/2020	07/05/2020	14/10/2020	28/05/2020	05/05/2020	20/02/2020	20/02/2020
					Sample_Depth	5.00	5.00	5.00	4.24	10.59	12.00	12.00	13.40	13.40	5.76	18.00	19.00	20.00	20.00
				UK Drinking Water Standards (GAC)	UK Freshwater EQS (GAC)														
Chem_Group	**ChemName**	**output unit**	**EQL**																
PCB	Heptachlorobiphenyl, 2,3,3,4,4,5,5- (PCB 189)	µg/L	0.015			-	-	-	-	-	-	-	-	-	-	-	-	-	-
	Hexachlorobiphenyl, 2,3,3,4,4,5- (PCB 156)	µg/L	0.015			-	-	-	-	-	-	-	-	-	-	-	-	-	-
	Hexachlorobiphenyl, 2,3,3,4,4,5- (PCB 157)	µg/L	0.015			-	-	-	-	-	-	-	-	-	-	-	-	-	-
	Hexachlorobiphenyl, 2,3,4,4,5,5- (PCB 167)	µg/L	0.015			-	-	-	-	-	-	-	-	-	-	-	-	-	-
	Hexachlorobiphenyl, 3,3,4,4,5,5- (PCB 169)	µg/L	0.015			-	-	-	-	-	-	-	-	-	-	-	-	-	-
	PCB 101	µg/L	0.015			-	-	-	-	-	-	-	-	-	-	-	-	-	-
	PCB 118	µg/L	0.015			-	-	-	-	-	-	-	-	-	-	-	-	-	-
	PCB 138	µg/L	0.015			-	-	-	-	-	-	-	-	-	-	-	-	-	-
	PCB 153	µg/L	0.015			-	-	-	-	-	-	-	-	-	-	-	-	-	-
	PCB 180	µg/L	0.015			-	-	-	-	-	-	-	-	-	-	-	-	-	-
	PCB 28	µg/L	0.015			-	-	-	-	-	-	-	-	-	-	-	-	-	-
	PCB 52	µg/L	0.015			-	-	-	-	-	-	-	-	-	-	-	-	-	-
	Pentachlorobiphenyl, 2,3,3,4,4- (PCB 105)	µg/L	0.015			-	-	-	-	-	-	-	-	-	-	-	-	-	-
	Pentachlorobiphenyl, 2,3,4,4,5- (PCB 114)	µg/L	0.015			-	-	-	-	-	-	-	-	-	-	-	-	-	-
	Pentachlorobiphenyl, 2,3,4,4,5- (PCB 123)	µg/L	0.015			-	-	-	-	-	-	-	-	-	-	-	-	-	-
	Pentachlorobiphenyl, 3,3,4,4,5- (PCB 126)	µg/L	0.015			-	-	-	-	-	-	-	-	-	-	-	-	-	-
	Tetrachlorobiphenyl, 3,3,4,4- (PCB 77)	µg/L	0.015			-	-	-	-	-	-	-	-	-	-	-	-	-	-
	Tetrachlorobiphenyl, 3,4,4,5- (PCB 81)	µg/L	0.015			-	-	-	-	-	-	-	-	-	-	-	-	-	-
	Total PCB 7 Congeners	µg/L	0.105			-	-	-	-	-	-	-	-	-	-	-	-	-	-
	Total PCB WHO 12	µg/L	0.18			-	-	-	-	-	-	-	-	-	-	-	-	-	-
Phenolics	Xylenols (Filtered)	µg/L	0.5			<0.5	<2.5	<0.5	<0.5	<0.5	0.69	<2.5	<0.5	<0.5	-	<0.5	<0.5	<0.5	<0.5
	Cresol Total (Filtered)	µg/L	0.5			<0.5	19.4	<0.5	<0.5	<0.5	0.59	14.1	0.5	<0.5	-	<0.5	<0.5	1.14	1.12
	Phenol	µg/L	1	5800[#28]	7.7[#2]	<1	-	<1	<1	-	<1	-	<1	<1	-	-	-	-	-
	Phenol (Filtered)	µg/L	0.5	5800[#28]	7.7[#2]	<0.5	7.15	<0.5	<0.5	0.66	<0.5	16.7	0.56	<0.5	-	<0.5	<0.5	<0.5	<0.5
	Phenols Monohydric (Filtered)	µg/L	0.5			<0.5	26.6	<0.5	<0.5	0.66	1.28	30.8	1.06	<0.5	-	<0.5	<0.5	1.14	1.12
Organotins	Tributyltin	µg/L	0.001		0.0002[#2]	-	-	-	-	-	-	-	-	-	-	-	-	-	-
Pesticides	1-(3.4-Dichlorophenyl) urea (DCPU)	µg/l				-	-	-	-	-	-	-	-	-	-	-	-	-	-
	2-(4-Chlorophenoxy)propionic acid, 4-CPP	µg/l				-	-	-	-	-	-	-	-	-	-	-	-	-	-
	2-amino-N-(isopropyl)benzamide	µg/l				-	-	-	-	-	-	-	-	-	-	-	-	-	-
	2-Chloro-2.6-diethylacetanilide	µg/l				-	-	-	-	-	-	-	-	-	-	-	-	-	-
	Acibenzolar-S-methyl	µg/l				-	-	-	-	-	-	-	-	-	-	-	-	-	-
	Aminopyralid	µg/l				-	-	-	-	-	-	-	-	-	-	-	-	-	-
	Azoxystrobin	µg/L				-	-	-	-	-	-	-	-	-	-	-	-	-	-
	BAM	µg/l				-	-	-	-	-	-	-	-	-	-	-	-	-	-
	Benalaxyl	µg/l				-	-	-	-	-	-	-	-	-	-	-	-	-	-
	Bentazone methyl	µg/l				-	-	-	-	-	-	-	-	-	-	-	-	-	-
	Bifenox	µg/L				-	-	-	-	-	-	-	-	-	-	-	-	-	-
	Bitertanol	µg/l				-	-	-	-	-	-	-	-	-	-	-	-	-	-
	Boscalid	µg/l				-	-	-	-	-	-	-	-	-	-	-	-	-	-
	Cadusafos	µg/l				-	-	-	-	-	-	-	-	-	-	-	-	-	-
	Carfentrazone-ethyl	µg/L				-	-	-	-	-	-	-	-	-	-	-	-	-	-
	Chloridazon-desphenyl	µg/l				-	-	-	-	-	-	-	-	-	-	-	-	-	-
	Chloridazon-methyl desphenyl	µg/l				-	-	-	-	-	-	-	-	-	-	-	-	-	-
	Chlorotoluron-desmethyl	µg/l				-	-	-	-	-	-	-	-	-	-	-	-	-	-
	Chlorpropham	µg/L			10[#3]	-	-	-	-	-	-	-	-	-	-	-	-	-	-
	Clodinafop	µg/l				-	-	-	-	-	-	-	-	-	-	-	-	-	-
	Clomeprop	µg/l				-	-	-	-	-	-	-	-	-	-	-	-	-	-
	Crimidine	µg/l				-	-	-	-	-	-	-	-	-	-	-	-	-	-
	Cybutryne (Irgarol)	µg/l				-	-	-	-	-	-	-	-	-	-	-	-	-	-
	Cyprazine	µg/l				-	-	-	-	-	-	-	-	-	-	-	-	-	-
	Cyprodinil	µg/L				-	-	-	-	-	-	-	-	-	-	-	-	-	-
	Dichlofenthion	µg/l				-	-	-	-	-	-	-	-	-	-	-	-	-	-
	Dichlormid	µg/l				-	-	-	-	-	-	-	-	-	-	-	-	-	-
	Diethofencarb	µg/l				-	-	-	-	-	-	-	-	-	-	-	-	-	-
	Difenacoum	µg/l				-	-	-	-	-	-	-	-	-	-	-	-	-	-
	Dimefuron	µg/l				-	-	-	-	-	-	-	-	-	-	-	-	-	-
	Dimethachlo	µg/l				-	-	-	-	-	-	-	-	-	-	-	-	-	-
	Dimethenamid	µg/l				-	-	-	-	-	-	-	-	-	-	-	-	-	-
	Dimethomorph	µg/l				-	-	-	-	-	-	-	-	-	-	-	-	-	-
	Dinoterb	µg/l				-	-	-	-	-	-	-	-	-	-	-	-	-	-
	Diuron desmethyl (DCPMU)	µg/l				-	-	-	-	-	-	-	-	-	-	-	-	-	-
	Epoxiconazole	µg/l				-	-	-	-	-	-	-	-	-	-	-	-	-	-
	Etrimphos	µg/L	0.01			-	-	-	-	-	-	-	-	-	-	-	-	-	-
	Fenoxaprop	µg/l				-	-	-	-	-	-	-	-	-	-	-	-	-	-
	Fenpropidin	µg/l				-	-	-	-	-	-	-	-	-	-	-	-	-	-
	Fenuron	µg/l				-	-	-	-	-	-	-	-	-	-	-	-	-	-
	Fipronil	µg/L				-	-	-	-	-	-	-	-	-	-	-	-	-	-
	Florasulam	µg/l				-	-	-	-	-	-	-	-	-	-	-	-	-	-
	Fluazifop	µg/l				-	-	-	-	-	-	-	-	-	-	-	-	-	-

					Investigation Phase	LTM	LTM	GI	LTM	LTM	LTM	GI	LTM	LTM	LTM	LTM	LTM	GI	GI
					Location_Code	BH14008	BH14008	BH14008	BH14008	BH14012	BH14012	BH14012	BH14012	BH14012	BH14017	BH15003A	BH15003A	BH15003A	BH15003A
					Sampled_Date	05/05/2020	20/10/2020	09/04/2020	12/01/2021	29/10/2020	02/06/2020	10/03/2020	07/05/2020	07/05/2020	14/10/2020	28/05/2020	05/05/2020	20/02/2020	20/02/2020
					Sample_Depth	5.00	5.00	5.00	4.24	10.59	12.00	12.00	13.40	13.40	5.76	18.00	19.00	20.00	20.00
				UK Drinking Water Standards (GAC)	UK Freshwater EQS (GAC)														
Chem_Group	**ChemName**	**output unit**	**EQL**																
	Fluazifop-P-butyl	µg/L				-	-	-	-	-	-	-	-	-	-	-	-	-	-
	Foramsulfuron	µg/l				-	-	-	-	-	-	-	-	-	-	-	-	-	-
	Furathiocarb	µg/l				-	-	-	-	-	-	-	-	-	-	-	-	-	-
	Haloxyfop	µg/l				-	-	-	-	-	-	-	-	-	-	-	-	-	-
	Haloxyfop-p-methyl	µg/l				-	-	-	-	-	-	-	-	-	-	-	-	-	-
	Heptachlor epoxide	µg/L	0.01	0.03[#1]		-	-	-	-	-	-	-	-	-	-	-	-	-	-
	Imazamox	µg/l				-	-	-	-	-	-	-	-	-	-	-	-	-	-
	Indoxacarb	µg/L				-	-	-	-	-	-	-	-	-	-	-	-	-	-
	Isoproturon-desmethyl	µg/l				-	-	-	-	-	-	-	-	-	-	-	-	-	-
	Isoproturon-monodesmethyl	µg/l				-	-	-	-	-	-	-	-	-	-	-	-	-	-
	Isopyrazam	µg/l				-	-	-	-	-	-	-	-	-	-	-	-	-	-
	Kresoxim-methyl	µg/l				-	-	-	-	-	-	-	-	-	-	-	-	-	-
	Malaoxon	µg/l				-	-	-	-	-	-	-	-	-	-	-	-	-	-
	Mandipropamid	µg/l				-	-	-	-	-	-	-	-	-	-	-	-	-	-
	Mecarbam	µg/l				-	-	-	-	-	-	-	-	-	-	-	-	-	-
	Mesotrione	µg/l				-	-	-	-	-	-	-	-	-	-	-	-	-	-
	Metconazole	µg/l				-	-	-	-	-	-	-	-	-	-	-	-	-	-
	Metribuzin-desamino	µg/l				-	-	-	-	-	-	-	-	-	-	-	-	-	-
	Naptalam	µg/l				-	-	-	-	-	-	-	-	-	-	-	-	-	-
	Nicosulfuron	µg/l				-	-	-	-	-	-	-	-	-	-	-	-	-	-
	Nuarimol	µg/l				-	-	-	-	-	-	-	-	-	-	-	-	-	-
	Oxadixyl	µg/l				-	-	-	-	-	-	-	-	-	-	-	-	-	-
	Paraoxon-ethyl	µg/l				-	-	-	-	-	-	-	-	-	-	-	-	-	-
	Parathion-ethyl	µg/l				-	-	-	-	-	-	-	-	-	-	-	-	-	-
	Penconazole	µg/l				-	-	-	-	-	-	-	-	-	-	-	-	-	-
	Pencycuron	µg/l				-	-	-	-	-	-	-	-	-	-	-	-	-	-
	Phosphamidon II (E)	µg/l	0.01			-	-	-	-	-	-	-	-	-	-	-	-	-	-
	Pretilachlor	µg/l				-	-	-	-	-	-	-	-	-	-	-	-	-	-
	Primisulfuron-methyl	µg/l				-	-	-	-	-	-	-	-	-	-	-	-	-	-
	Prodiamine	µg/l				-	-	-	-	-	-	-	-	-	-	-	-	-	-
	Propaquizafop	µg/l				-	-	-	-	-	-	-	-	-	-	-	-	-	-
	Propetamphos	µg/L	0.01		0.03[#3]	-	-	-	-	-	-	-	-	-	-	-	-	-	-
	Prosulfocarb	µg/l				-	-	-	-	-	-	-	-	-	-	-	-	-	-
	Prothioconazole	µg/l				-	-	-	-	-	-	-	-	-	-	-	-	-	-
	Pyribenzoxim	µg/l				-	-	-	-	-	-	-	-	-	-	-	-	-	-
	Quinmerac	µg/l				-	-	-	-	-	-	-	-	-	-	-	-	-	-
	Quizalofop	µg/l				-	-	-	-	-	-	-	-	-	-	-	-	-	-
	Rimsulfuron	µg/l				-	-	-	-	-	-	-	-	-	-	-	-	-	-
	Sebuthylazine	µg/l				-	-	-	-	-	-	-	-	-	-	-	-	-	-
	Simazine-2-hydroxy	µg/l				-	-	-	-	-	-	-	-	-	-	-	-	-	-
	Sodium Acifluorfen	µg/L				-	-	-	-	-	-	-	-	-	-	-	-	-	-
	Sulfosulfuron	µg/l				-	-	-	-	-	-	-	-	-	-	-	-	-	-
	Tecnazene	µg/L	0.01		1[#3]	-	-	-	-	-	-	-	-	-	-	-	-	-	-
	Teflubenzuron	µg/l				-	-	-	-	-	-	-	-	-	-	-	-	-	-
	Terbuthylazine-desethyl	µg/l				-	-	-	-	-	-	-	-	-	-	-	-	-	-
	Terbuthylazine-desethyl-2-hydroxy	µg/l				-	-	-	-	-	-	-	-	-	-	-	-	-	-
	Terbuthylazine-hydroxy	µg/l				-	-	-	-	-	-	-	-	-	-	-	-	-	-
	Thiabendazole	µg/L			5[#3]	-	-	-	-	-	-	-	-	-	-	-	-	-	-
	Thiamethoxam	µg/L				-	-	-	-	-	-	-	-	-	-	-	-	-	-
	Tribenuron-methyl	µg/L				-	-	-	-	-	-	-	-	-	-	-	-	-	-
	Trietazine	µg/L	0.01			-	-	-	-	-	-	-	-	-	-	-	-	-	-
	Trifloxysulfuron-sodium	µg/l				-	-	-	-	-	-	-	-	-	-	-	-	-	-
	Triflusulfuron-methyl	µg/l				-	-	-	-	-	-	-	-	-	-	-	-	-	-
	Triforine	µg/l				-	-	-	-	-	-	-	-	-	-	-	-	-	-
	Triticonazole	µg/l				-	-	-	-	-	-	-	-	-	-	-	-	-	-
	Desmetryn	mg/L				-	-	-	-	-	-	-	-	-	-	-	-	-	-
	Simetryn	mg/L				-	-	-	-	-	-	-	-	-	-	-	-	-	-
	Clothianidin	µg/L				-	-	-	-	-	-	-	-	-	-	-	-	-	-
	Cymoxanil	µg/L				-	-	-	-	-	-	-	-	-	-	-	-	-	-
	Fluazifop-butyl	µg/L				-	-	-	-	-	-	-	-	-	-	-	-	-	-
	Imazamethabenz-methyl	µg/L				-	-	-	-	-	-	-	-	-	-	-	-	-	-
	Mesosulfuron-methyl	µg/L				-	-	-	-	-	-	-	-	-	-	-	-	-	-
	Metamitron	µg/L				-	-	-	-	-	-	-	-	-	-	-	-	-	-
	Metobromuron	µg/L				-	-	-	-	-	-	-	-	-	-	-	-	-	-
	Monuron	µg/L				-	-	-	-	-	-	-	-	-	-	-	-	-	-
	Secbumeton	µg/L				-	-	-	-	-	-	-	-	-	-	-	-	-	-
	Spiroxamine	µg/L				-	-	-	-	-	-	-	-	-	-	-	-	-	-
	Clomazon	µg/L				-	-	-	-	-	-	-	-	-	-	-	-	-	-
	Metazachlor	µg/L	0.01			-	-	-	-	-	-	-	-	-	-	-	-	-	-

					Investigation Phase	LTM	LTM	GI	LTM	LTM	LTM	GI	LTM	LTM	LTM	LTM	LTM	GI	GI
					Location_Code	BH14008	BH14008	BH14008	BH14008	BH14012	BH14012	BH14012	BH14012	BH14012	BH14017	BH15003A	BH15003A	BH15003A	BH15003A
					Sampled_Date	05/05/2020	20/10/2020	09/04/2020	12/01/2021	29/10/2020	02/06/2020	10/03/2020	07/05/2020	07/05/2020	14/10/2020	28/05/2020	05/05/2020	20/02/2020	20/02/2020
					Sample_Depth	5.00	5.00	5.00	4.24	10.59	12.00	12.00	13.40	13.40	5.76	18.00	19.00	20.00	20.00
				UK Drinking Water Standards (GAC)	UK Freshwater EQS (GAC)														
Chem_Group	**ChemName**	**output unit**	**EQL**																
	Methabenzthiazuran	µg/L				-	-	-	-	-	-	-	-	-	-	-	-	-	-
	Iprovalicarb	µg/L				-	-	-	-	-	-	-	-	-	-	-	-	-	-
	Chloroxuron	µg/L				-	-	-	-	-	-	-	-	-	-	-	-	-	-
	Neburon	µg/L				-	-	-	-	-	-	-	-	-	-	-	-	-	-
	Metribuzin	µg/L				-	-	-	-	-	-	-	-	-	-	-	-	-	-
	2,3,6-Trichlorobenzoic Acid (Tba)	µg/L				-	-	-	-	-	-	-	-	-	-	-	-	-	-
	2,4,5-Trichlorophenoxy Acetic Acid	µg/L				-	-	-	-	-	-	-	-	-	-	-	-	-	-
	2,4,5-TP (Silvex)	µg/L				-	-	-	-	-	-	-	-	-	-	-	-	-	-
	Pyrimethanil	µg/L				-	-	-	-	-	-	-	-	-	-	-	-	-	-
	Hedonal	µg/L			0.3[#2]	-	-	-	-	-	-	-	-	-	-	-	-	-	-
	2,4-DDT	µg/L	0.01		0.00625[#36]	-	-	-	-	-	-	-	-	-	-	-	-	-	-
	Propachlor	µg/L	0.01			-	-	-	-	-	-	-	-	-	-	-	-	-	-
	Propamocarb	µg/L				-	-	-	-	-	-	-	-	-	-	-	-	-	-
	2,4-Dichlorprop	µg/L				-	-	-	-	-	-	-	-	-	-	-	-	-	-
	3-Hydroxy Carbofuran	µg/L				-	-	-	-	-	-	-	-	-	-	-	-	-	-
	4-(2,4-Dichlorophenoxy)butyric Acid (2,4-DB)	µg/L				-	-	-	-	-	-	-	-	-	-	-	-	-	-
	4,4-DDE	µg/L	0.01		0.00625[#36]	-	-	-	-	-	-	-	-	-	-	-	-	-	-
	4-Bromo-3,5-dimethylphenyl-N-methylcarbamate	µg/L				-	-	-	-	-	-	-	-	-	-	-	-	-	-
	a-BHC	µg/L	0.01			-	-	-	-	-	-	-	-	-	-	-	-	-	-
	Acetochlor	µg/L				-	-	-	-	-	-	-	-	-	-	-	-	-	-
	Aldicarb	µg/L				-	-	-	-	-	-	-	-	-	-	-	-	-	-
	Aldicarb sulfone	µg/L				-	-	-	-	-	-	-	-	-	-	-	-	-	-
	Aldrin	µg/L	0.01	0.03[#1]	0.0025[#37]	-	-	-	-	-	-	-	-	-	-	-	-	-	-
	Ametryn	µg/L				-	-	-	-	-	-	-	-	-	-	-	-	-	-
	Amidosulfuron	µg/L				-	-	-	-	-	-	-	-	-	-	-	-	-	-
	Acetamiprid	µg/L				-	-	-	-	-	-	-	-	-	-	-	-	-	-
	Aclonifen	µg/L				-	-	-	-	-	-	-	-	-	-	-	-	-	-
	Actril (loxynil)	µg/L			10[#3]	-	-	-	-	-	-	-	-	-	-	-	-	-	-
	Atraton	µg/L				-	-	-	-	-	-	-	-	-	-	-	-	-	-
	Atrazine	µg/L	0.01		0.6[#2]	-	-	-	-	-	-	-	-	-	-	-	-	-	-
	Azinophos methyl	µg/L	0.02		0.01[#7]	-	-	-	-	-	-	-	-	-	-	-	-	-	-
	Baygon	µg/L				-	-	-	-	-	-	-	-	-	-	-	-	-	-
	b-BHC	µg/L	0.01			-	-	-	-	-	-	-	-	-	-	-	-	-	-
	Benazolin	µg/L				-	-	-	-	-	-	-	-	-	-	-	-	-	-
	Bendiocarb	µg/L				-	-	-	-	-	-	-	-	-	-	-	-	-	-
	Bentazone	µg/L			500[#3]	-	-	-	-	-	-	-	-	-	-	-	-	-	-
	Bidrin	µg/L				-	-	-	-	-	-	-	-	-	-	-	-	-	-
	Bromacil	µg/L				-	-	-	-	-	-	-	-	-	-	-	-	-	-
	Bromazil	µg/L				-	-	-	-	-	-	-	-	-	-	-	-	-	-
	Bromophos-ethyl	µg/L				-	-	-	-	-	-	-	-	-	-	-	-	-	-
	Bromoxynil	µg/L			100[#3]	-	-	-	-	-	-	-	-	-	-	-	-	-	-
	Carbaryl	µg/L				-	-	-	-	-	-	-	-	-	-	-	-	-	-
	Carbendazim	µg/L			0.15[#3]	-	-	-	-	-	-	-	-	-	-	-	-	-	-
	Carbetamide	µg/L				-	-	-	-	-	-	-	-	-	-	-	-	-	-
	Carbofuran	µg/L				-	-	-	-	-	-	-	-	-	-	-	-	-	-
	Carbophenothion	µg/L	0.01			-	-	-	-	-	-	-	-	-	-	-	-	-	-
	Carboxin	µg/L				-	-	-	-	-	-	-	-	-	-	-	-	-	-
	Chlorbromuron	µg/L				-	-	-	-	-	-	-	-	-	-	-	-	-	-
	Chlordane (cis)	µg/L	0.01			-	-	-	-	-	-	-	-	-	-	-	-	-	-
	Azinphos Ethyl	µg/L	0.02			-	-	-	-	-	-	-	-	-	-	-	-	-	-
	Chlordane (trans)	µg/L	0.01			-	-	-	-	-	-	-	-	-	-	-	-	-	-
	Chlorfenvinphos	µg/L	0.01		0.1[#2]	-	-	-	-	-	-	-	-	-	-	-	-	-	-
	Chloridazon	µg/L				-	-	-	-	-	-	-	-	-	-	-	-	-	-
	Chlorotoluron	µg/L			2[#3]	-	-	-	-	-	-	-	-	-	-	-	-	-	-
	Chlorpyrifos	µg/L	0.01			-	-	-	-	-	-	-	-	-	-	-	-	-	-
	Chlorpyrifos-methyl	µg/L	0.01			-	-	-	-	-	-	-	-	-	-	-	-	-	-
	Chlorsulfuron	µg/L				-	-	-	-	-	-	-	-	-	-	-	-	-	-
	Clopyralid	µg/L				-	-	-	-	-	-	-	-	-	-	-	-	-	-
	Coumaphos	µg/L	0.01		0.03[#3]	-	-	-	-	-	-	-	-	-	-	-	-	-	-
	Cyanazine	µg/L	0.01			-	-	-	-	-	-	-	-	-	-	-	-	-	-
	Cyproconazole	µg/L				-	-	-	-	-	-	-	-	-	-	-	-	-	-
	Cyromazine	µg/L				-	-	-	-	-	-	-	-	-	-	-	-	-	-
	d-BHC	µg/L	0.01			-	-	-	-	-	-	-	-	-	-	-	-	-	-
	DDD	µg/L	0.01		0.00625[#36]	-	-	-	-	-	-	-	-	-	-	-	-	-	-
	DDT	µg/L	0.01		0.01[#38]	-	-	-	-	-	-	-	-	-	-	-	-	-	-
	Deisopropylatrazine	µg/L				-	-	-	-	-	-	-	-	-	-	-	-	-	-
	Chlorothalonil	µg/L	0.01		0.035[#2]	-	-	-	-	-	-	-	-	-	-	-	-	-	-
	Deethylatrazine	µg/L				-	-	-	-	-	-	-	-	-	-	-	-	-	-
	Demeton-S-methyl	µg/L	0.01			-	-	-	-	-	-	-	-	-	-	-	-	-	-

					Investigation Phase	LTM	LTM	GI	LTM	LTM	LTM	GI	LTM	LTM	LTM	LTM	LTM	GI	GI
					Location_Code	BH14008	BH14008	BH14008	BH14008	BH14012	BH14012	BH14012	BH14012	BH14012	BH14017	BH15003A	BH15003A	BH15003A	BH15003A
					Sampled_Date	05/05/2020	20/10/2020	09/04/2020	12/01/2021	29/10/2020	02/06/2020	10/03/2020	07/05/2020	07/05/2020	14/10/2020	28/05/2020	05/05/2020	20/02/2020	20/02/2020
					Sample_Depth	5.00	5.00	5.00	4.24	10.59	12.00	12.00	13.40	13.40	5.76	18.00	19.00	20.00	20.00
				UK Drinking Water Standards (GAC)	UK Freshwater EQS (GAC)														
Chem_Group	ChemName	output unit	EQL																
	Diazinon	µg/L	0.01		0.01[#2]	-	-	-	-	-	-	-	-	-	-	-	-	-	-
	Dicamba	µg/L				-	-	-	-	-	-	-	-	-	-	-	-	-	-
	Dichlobenil	µg/L	0.01			-	-	-	-	-	-	-	-	-	-	-	-	-	-
	Dichlorvos	µg/L	0.01		0.001[#3]	-	-	-	-	-	-	-	-	-	-	-	-	-	-
	Diclofop	µg/L				-	-	-	-	-	-	-	-	-	-	-	-	-	-
	Dieldrin	µg/L	0.01	0.03[#1]	0.0025[#37]	-	-	-	-	-	-	-	-	-	-	-	-	-	-
	Difenoconazole	µg/L				-	-	-	-	-	-	-	-	-	-	-	-	-	-
	Difenoxuron	µg/L				-	-	-	-	-	-	-	-	-	-	-	-	-	-
	Diflubenzuron	µg/L			0.001[#3]	-	-	-	-	-	-	-	-	-	-	-	-	-	-
	Diflufenican	µg/L				-	-	-	-	-	-	-	-	-	-	-	-	-	-
	Dimethoate	µg/L	0.01		0.48[#2]	-	-	-	-	-	-	-	-	-	-	-	-	-	-
	Dinoseb	µg/L				-	-	-	-	-	-	-	-	-	-	-	-	-	-
	Disulfoton	µg/L	0.01			-	-	-	-	-	-	-	-	-	-	-	-	-	-
	Diuron	µg/L			0.2[#2]	-	-	-	-	-	-	-	-	-	-	-	-	-	-
	Endosulfan I	µg/L	0.01			-	-	-	-	-	-	-	-	-	-	-	-	-	-
	Endosulfan II	µg/L	0.02			-	-	-	-	-	-	-	-	-	-	-	-	-	-
	Endosulfan sulphate	µg/L	0.04			-	-	-	-	-	-	-	-	-	-	-	-	-	-
	Endrin	µg/L	0.01		0.0025[#37]	-	-	-	-	-	-	-	-	-	-	-	-	-	-
	s-Ethyl dipropylthiocarbamate	µg/L				-	-	-	-	-	-	-	-	-	-	-	-	-	-
	Ethiofencarb	µg/L				-	-	-	-	-	-	-	-	-	-	-	-	-	-
	Ethion	µg/L	0.01			-	-	-	-	-	-	-	-	-	-	-	-	-	-
	Ethoprop	µg/L				-	-	-	-	-	-	-	-	-	-	-	-	-	-
	Ethofumesate	µg/L				-	-	-	-	-	-	-	-	-	-	-	-	-	-
	Etridiazole	µg/L	0.01			-	-	-	-	-	-	-	-	-	-	-	-	-	-
	Fenamiphos	µg/L				-	-	-	-	-	-	-	-	-	-	-	-	-	-
	Fenarimol	µg/L				-	-	-	-	-	-	-	-	-	-	-	-	-	-
	Fenitrothion	µg/L	0.01		0.01[#3]	-	-	-	-	-	-	-	-	-	-	-	-	-	-
	Fensulfothion	µg/L				-	-	-	-	-	-	-	-	-	-	-	-	-	-
	Fenhexamid	µg/L				-	-	-	-	-	-	-	-	-	-	-	-	-	-
	Fenoxycarb	µg/L				-	-	-	-	-	-	-	-	-	-	-	-	-	-
	Fenthion	µg/L	0.01			-	-	-	-	-	-	-	-	-	-	-	-	-	-
	Fenpropimorf	µg/L				-	-	-	-	-	-	-	-	-	-	-	-	-	-
	Fluroxypyr	µg/L				-	-	-	-	-	-	-	-	-	-	-	-	-	-
	Flutolanil	µg/L				-	-	-	-	-	-	-	-	-	-	-	-	-	-
	Fonofos	µg/L				-	-	-	-	-	-	-	-	-	-	-	-	-	-
	g-BHC (Lindane)	µg/L	0.01			-	-	-	-	-	-	-	-	-	-	-	-	-	-
	Haloxyfop-methyl	µg/L				-	-	-	-	-	-	-	-	-	-	-	-	-	-
	Thifensulfuron	µg/L				-	-	-	-	-	-	-	-	-	-	-	-	-	-
	Heptachlor	µg/L	0.01	0.03[#1]		-	-	-	-	-	-	-	-	-	-	-	-	-	-
	Hexaconazole	µg/L				-	-	-	-	-	-	-	-	-	-	-	-	-	-
	Hexazinone	µg/L				-	-	-	-	-	-	-	-	-	-	-	-	-	-
	Hydroxyatrazine	µg/L				-	-	-	-	-	-	-	-	-	-	-	-	-	-
	Iprodione	µg/L				-	-	-	-	-	-	-	-	-	-	-	-	-	-
	Isodrin	µg/L	0.01		0.0025[#37]	-	-	-	-	-	-	-	-	-	-	-	-	-	-
	Isoproturon	µg/L			0.3[#2]	-	-	-	-	-	-	-	-	-	-	-	-	-	-
	Linuron	µg/L			0.5[#2]	-	-	-	-	-	-	-	-	-	-	-	-	-	-
	Malathion	µg/L	0.01		0.01[#3]	-	-	-	-	-	-	-	-	-	-	-	-	-	-
	2-Methyl-4-chlorophenoxyacetic acid	µg/L				-	-	-	-	-	-	-	-	-	-	-	-	-	-
	2-Methyl-4-Chlorophenoxy Butanoic Acid	µg/L				-	-	-	-	-	-	-	-	-	-	-	-	-	-
	Mecoprop	µg/L			18[#2]	-	-	-	-	-	-	-	-	-	-	-	-	-	-
	Mefenpyr-diethyl	µg/L				-	-	-	-	-	-	-	-	-	-	-	-	-	-
	Metachlor	µg/L	0.01		0.3[#2]	-	-	-	-	-	-	-	-	-	-	-	-	-	-
	Metalaxyl	µg/L				-	-	-	-	-	-	-	-	-	-	-	-	-	-
	Methamidophos	µg/L				-	-	-	-	-	-	-	-	-	-	-	-	-	-
	Methidathion	µg/L				-	-	-	-	-	-	-	-	-	-	-	-	-	-
	Methiocarb	µg/L			0.01[#3]	-	-	-	-	-	-	-	-	-	-	-	-	-	-
	Methomyl	µg/L				-	-	-	-	-	-	-	-	-	-	-	-	-	-
	Methoxychlor	µg/L	0.01			-	-	-	-	-	-	-	-	-	-	-	-	-	-
	Methoxyfenozide	µg/L				-	-	-	-	-	-	-	-	-	-	-	-	-	-
	Methyl parathion	µg/L	0.01			-	-	-	-	-	-	-	-	-	-	-	-	-	-
	Metolachlor	µg/L				-	-	-	-	-	-	-	-	-	-	-	-	-	-
	Metoxuron	µg/L				-	-	-	-	-	-	-	-	-	-	-	-	-	-
	Metsulfuron Methyl	µg/L				-	-	-	-	-	-	-	-	-	-	-	-	-	-
	Mevinphos (Phosdrin)	µg/L	0.01		0.02(MAC)[#39]	-	-	-	-	-	-	-	-	-	-	-	-	-	-
	Molinate	µg/L				-	-	-	-	-	-	-	-	-	-	-	-	-	-
	Monlinuran	µg/L				-	-	-	-	-	-	-	-	-	-	-	-	-	-
	Monocrotophos	µg/L				-	-	-	-	-	-	-	-	-	-	-	-	-	-
	Napropamide	µg/L				-	-	-	-	-	-	-	-	-	-	-	-	-	-
	Flusilazole (NuStar)	µg/L				-	-	-	-	-	-	-	-	-	-	-	-	-	-

					Investigation Phase	LTM	LTM	GI	LTM	LTM	LTM	GI	LTM	LTM	LTM	LTM	LTM	GI	GI
					Location_Code	BH14008	BH14008	BH14008	BH14008	BH14012	BH14012	BH14012	BH14012	BH14012	BH14017	BH15003A	BH15003A	BH15003A	BH15003A
					Sampled_Date	05/05/2020	20/10/2020	09/04/2020	12/01/2021	29/10/2020	02/06/2020	10/03/2020	07/05/2020	07/05/2020	14/10/2020	28/05/2020	05/05/2020	20/02/2020	20/02/2020
					Sample_Depth	5.00	5.00	5.00	4.24	10.59	12.00	12.00	13.40	13.40	5.76	18.00	19.00	20.00	20.00
				UK Drinking Water Standards (GAC)	UK Freshwater EQS (GAC)														
Chem_Group	**ChemName**	**output unit**	**EQL**																
	o,p-DDD	µg/L	0.01			-	-	-	-	-	-	-	-	-	-	-	-	-	-
	o,p'-DDE	µg/L	0.01			-	-	-	-	-	-	-	-	-	-	-	-	-	-
	o,p-Methoxychlor	µg/L	0.04			-	-	-	-	-	-	-	-	-	-	-	-	-	-
	Omethoate	µg/L	0.01		0.01[#3]	-	-	-	-	-	-	-	-	-	-	-	-	-	-
	Oxamyl	µg/L				-	-	-	-	-	-	-	-	-	-	-	-	-	-
	Paclobutrazol	µg/L				-	-	-	-	-	-	-	-	-	-	-	-	-	-
	Methyl Paraoxon	µg/L				-	-	-	-	-	-	-	-	-	-	-	-	-	-
	Parathion	µg/L	0.01			-	-	-	-	-	-	-	-	-	-	-	-	-	-
	Pendimethalin	µg/L	0.01		0.3[#2]	-	-	-	-	-	-	-	-	-	-	-	-	-	-
	Imidacloprid	µg/L				-	-	-	-	-	-	-	-	-	-	-	-	-	-
	Permethrin	µg/L	0.02		0.001[#3]	-	-	-	-	-	-	-	-	-	-	-	-	-	-
	Permethrin II	µg/L	0.02			-	-	-	-	-	-	-	-	-	-	-	-	-	-
	Phorate	µg/L	0.01			-	-	-	-	-	-	-	-	-	-	-	-	-	-
	Phosmet	µg/L				-	-	-	-	-	-	-	-	-	-	-	-	-	-
	Lenacil	µg/L				-	-	-	-	-	-	-	-	-	-	-	-	-	-
	Picloram	µg/L				-	-	-	-	-	-	-	-	-	-	-	-	-	-
	Picoxystrobin	µg/L				-	-	-	-	-	-	-	-	-	-	-	-	-	-
	Pirimicarb	µg/L			1[#3]	-	-	-	-	-	-	-	-	-	-	-	-	-	-
	Pirimiphos-methyl	µg/L	0.01		0.015[#3]	-	-	-	-	-	-	-	-	-	-	-	-	-	-
	Pirimphos-ethyl	µg/L				-	-	-	-	-	-	-	-	-	-	-	-	-	-
	Prochloraz	µg/L			4[#3]	-	-	-	-	-	-	-	-	-	-	-	-	-	-
	Profenofos	µg/L				-	-	-	-	-	-	-	-	-	-	-	-	-	-
	Promecarb	µg/L				-	-	-	-	-	-	-	-	-	-	-	-	-	-
	Prometon	µg/L				-	-	-	-	-	-	-	-	-	-	-	-	-	-
	Prometryn	µg/L	0.01			-	-	-	-	-	-	-	-	-	-	-	-	-	-
	Pronamide	µg/L	0.01		100[#3]	-	-	-	-	-	-	-	-	-	-	-	-	-	-
	Propanil	µg/L				-	-	-	-	-	-	-	-	-	-	-	-	-	-
	Propazine	µg/L	0.01			-	-	-	-	-	-	-	-	-	-	-	-	-	-
	Propham	µg/L				-	-	-	-	-	-	-	-	-	-	-	-	-	-
	Propiconazole	µg/L				-	-	-	-	-	-	-	-	-	-	-	-	-	-
	Propoxycarbazone-sodium	µg/L				-	-	-	-	-	-	-	-	-	-	-	-	-	-
	Pursuit	µg/L				-	-	-	-	-	-	-	-	-	-	-	-	-	-
	Pyriproxyfen	µg/L				-	-	-	-	-	-	-	-	-	-	-	-	-	-
	Quinclorac	µg/L				-	-	-	-	-	-	-	-	-	-	-	-	-	-
	Quinoxyfen	µg/L				-	-	-	-	-	-	-	-	-	-	-	-	-	-
	Savey	µg/L				-	-	-	-	-	-	-	-	-	-	-	-	-	-
	Sethoxydim	µg/L				-	-	-	-	-	-	-	-	-	-	-	-	-	-
	Simazine	µg/L	0.01		1[#2]	-	-	-	-	-	-	-	-	-	-	-	-	-	-
	Tebuthiuron	µg/L				-	-	-	-	-	-	-	-	-	-	-	-	-	-
	Terbutryn	µg/L	0.01			-	-	-	-	-	-	-	-	-	-	-	-	-	-
	Terbutylazine	µg/L				-	-	-	-	-	-	-	-	-	-	-	-	-	-
	Phosalone	µg/L	0.01			-	-	-	-	-	-	-	-	-	-	-	-	-	-
	Phosphamidon	µg/L	0.01			-	-	-	-	-	-	-	-	-	-	-	-	-	-
	Thiobencarb	µg/L				-	-	-	-	-	-	-	-	-	-	-	-	-	-
	Thiophanate-methyl	µg/L				-	-	-	-	-	-	-	-	-	-	-	-	-	-
	Triadimefon	µg/L	0.01			-	-	-	-	-	-	-	-	-	-	-	-	-	-
	Triadimenol	µg/L				-	-	-	-	-	-	-	-	-	-	-	-	-	-
	Triallate	µg/L	0.01		0.25[#3]	-	-	-	-	-	-	-	-	-	-	-	-	-	-
	Triasulfuron	µg/L				-	-	-	-	-	-	-	-	-	-	-	-	-	-
	Tributyl phosphate	µg/L	0.05		50[#3]	-	-	-	-	-	-	-	-	-	-	-	-	-	-
	Triclopyr	µg/L				-	-	-	-	-	-	-	-	-	-	-	-	-	-
	Triclosan	µg/L				-	-	-	-	-	-	-	-	-	-	-	-	-	-
	Trifluralin	µg/L	0.01		0.03[#2]	-	-	-	-	-	-	-	-	-	-	-	-	-	-
	Tebuconazole	µg/L				-	-	-	-	-	-	-	-	-	-	-	-	-	-
	Telodrin	µg/L	0.01			-	-	-	-	-	-	-	-	-	-	-	-	-	-
	Triazophos	µg/L	0.01		0.005[#3]	-	-	-	-	-	-	-	-	-	-	-	-	-	-
	Tricyclazole	µg/L				-	-	-	-	-	-	-	-	-	-	-	-	-	-
Surrogate	Surrogate Value	%				-	-	-	-	-	-	-	-	-	-	-	-	-	-
SVOC TIC	SVOC TICS - Detect	Detect				0	-	0	-	-	1	-	1	1	-	-	-	-	-
	SVOC Tentatively Identified Compounds	µg/L	10			<10	-	<10	-	-	681	-	5380	8220	-	-	-	-	-
VOC TIC	VOC TICs - Detect	Detect				0	-	0	-	-	1	-	1	1	-	-	-	-	-
	VOC Tentatively Identified Compounds	µg/l	10			<10	-	<10	-	-	45	-	148	145	-	-	-	-	-
Other	Biochemical Oxygen Demand (5-day test)	µg/L	1000			-	>42,600	-	-	30,300	-	-	-	-	-	-	-	-	-
	Redox	mV				-	-	-	-	-	-	-	-	-	-	-	-	-	-
	Salinity (no units)	PSS-78				-	-	-	-	-	-	-	-	-	-	-	-	-	-
	Conductivity @ 20oC	µS/cm	5			648	830	644	897	1750	4080	4960	4920	5250	-	581	563	722	716
	Total Dissolved Solids (Filtered)	mg/L	10			-	-	-	-	688	-	-	-	-	-	-	-	-	-
	Biological Oxygen Demand	mg/L	1			11.2	-	8.19	-	-	59.8	>45	>44	>44.4	-	<1	<1	25.7	25.7
	Chemical Oxygen Demand	mg/L	7			74.7	127	26.8	-	93.3	120	4270	438	526	-	<7	19.2	54.1	54.2

					Investigation Phase	LTM	LTM	GI	LTM	LTM	LTM	GI	LTM	LTM	LTM	LTM	LTM	GI	GI
					Location_Code	BH14008	BH14008	BH14008	BH14008	BH14012	BH14012	BH14012	BH14012	BH14012	BH14017	BH15003A	BH15003A	BH15003A	BH15003A
					Sampled_Date	05/05/2020	20/10/2020	09/04/2020	12/01/2021	29/10/2020	02/06/2020	10/03/2020	07/05/2020	07/05/2020	14/10/2020	28/05/2020	05/05/2020	20/02/2020	20/02/2020
					Sample_Depth	5.00	5.00	5.00	4.24	10.59	12.00	12.00	13.40	13.40	5.76	18.00	19.00	20.00	20.00
				UK Drinking Water Standards (GAC)	UK Freshwater EQS (GAC)														
Chem_Group	**ChemName**	**output unit**	**EQL**																
	Dissolved Organic Carbon (Filtered)	µg/L	3000			7610	38,900	8200	7710	24,200	37,700	1,180,000	81,200	78,300	-	<3000	<3000	19,900	20,500
	pH (Lab)	pH_Units	1	6.5-9.5[#1]	6-9(MAC)[#39]	7.15	7.37	7.47	6.93	11.7	12.4	11.9	12.4	12.4	-	8.28	7.39	7.71	7.61

Environmental Standards Comments
#1:Water Supply (Water Quality) Regulations 2016.
#2:Water Framework Directive (Standards and Classification) Directions (England and Wales) 2015.
#3:Operational Targets and EQS. EA, April 2018
#4:Water Framework Directive (Standards & Classification) Directions (England & Wales) 2015. Dissolved fraction. Lowest criteria presented (<40mg/l of CaCO3). See 'further assessment' if criteria exceeded and hardness (CaCO3) data available.
#5:Water Framework Directive (Standards & Classification) Directions (England & Wales) 2015. Dissolved fraction.
#6:Water Framework Directive (Standards and Classification) Directions (England and Wales) 2015. Dissolved Fraction. If hexavalent chromium (CrVI) data is available, a value of 4.7µg/l may be appropriate for the remaining trivalent chromium (CrIII).
#7:Operational Targets and EQS. EA, April 2018. Dissolved fraction.
#8:Water Framework Directive (Standards & Classification) Directions (England & Wales) 2015. Dissolved & bioavailable (bio) fraction plus background. M-BAT tool to assess: http://wfduk.org/resources/rivers-lakes-metal-bioavailability-assessment-tool-m-bat
#9:Water Framework Directive (Standards & Classification) Directions (England & Wales) 2015. Bioavailable (bio) fraction. M-BAT tool to assess: http://wfduk.org/resources/rivers-lakes-metal-bioavailability-assessment-tool-m-bat
#10:Water Framework Directive (Standards and Classification) Directions (England and Wales) 2015. Dissolved Fraction. MAC adopted in absence of AA value.
#11:Guidelines for Drinking-water Quality, 4th Edition. WHO, 2011. Based on taste rather than a formal guideline.
#12:Water Framework Directive (Standards and Classification) Directions (England and Wales) 2015. Indicator of 'good' status (90%ile) - Ammonia standard for lakes and rivers (total ammonia as nitrogen).
#13:Operational Targets and EQS. EA, April 2018. Dissolved fraction. Lowest criteria presented (<50 mg/l CaCO3). See 'further assessment' values if criteria exceeded and hardness (CaCO3) data available.
#14:Water Supply (Water Quality) Regulations 2016. As NO3.
#15:Water Supply (Water Quality) Regulations 2016. As SO4.
#16:Water Supply (Water Quality) Regulations 2016. Value of 0.1µg/l for PAH split between four individual PAH. Requires summation of benzo(b)fluoranthene, benzo(k)fluoranthene, benzo(ghiperylene and indeno(123cd)pyrene to use 0.1µg/l value.
#17:Water Framework Directive (Standards and Classification) Directions (England and Wales) 2015. Benzo(a)pyrene can be considered as a marker for other PAH for comparison with the corresponding AA-EQS in water.
#18:No UK DWS for total petroleum hydrocarbons (TPH), or speciated TPH fractions. A value of 10 µg/l is adopted for sum TPH based on the rescinded Private Water Supply Regulations, 1991.
#19:No UK EQS for total petroleum hydrocarbons (TPH), or speciated TPH fractions. A value of 50 µg/l is adopted for sum TPH protection of surface water based on 50µg/l-1000µg/l (Surface Waters (Abstraction for Drinking Water) Regulations 1989).
#20:Guidelines for Drinking-water Quality, 4th Edition. WHO, 2011
#21:Proposed Environmental Quality Standard, in absence of legislative standard (Ayscough et al., 2002). https://assets.publishing.service.gov.uk/government/uploads/system/uploads/attachment_data/file/291223/sp2-115-tr4-e-e.pdf
#22:Guidelines for Drinking-water Quality, 4th Edition. WHO, 2011. Value of 500µg/l for sum xylenes split between isomers. Requires summation of m,p & o isomers to use 500µg/l value.
#23:Operational Targets and EQS. EA, April 2018. Value of 30µg/l for sum xylenes split between isomers. Requires summation of m,p & o isomers to use 30µg/l value.
#24:The taste and odour threshold of 15µg/l is commonly adopted as a guide.
#25:The taste and odour threshold of 15µg/l is commonly adopted as a guide. In situations where there is no risk to a drinking water supply or aquifer, a PNEC value of 2,600µg/l may be used.
#26:Water Framework Directive (Standards and Classification) Directions (England and Wales) 2015. Value of 140µg/l for tetrachloroethane split between 2 isomers. Requires summation of 2 isomers to use 140µg/l value.
#27:Guidelines for Drinking-water Quality, 4th Edition. WHO, 2011. In Scotland a value of 200µg/l is used (WAT-PS-10-01).
#28:US EPA Regional Screening Levels, May 2019. https://www.epa.gov/risk/regional-screening-levels-rsls-generic-tables
#29:Guidelines for Drinking-water Quality, 4th Edition. WHO, 2011. In Scotland a value of 7µg/l is used (WAT-PS-10-01).
#30:Water Supply (Water Quality) Regulations 2016. Value of 100µg/l for sum trihalomethanes split between individual compounds. Requires summation of chloroform, bromoform, chlorodibromomethane and bromodichloromethane to use 100µg/l value.
#31:Guidelines for Drinking-water Quality, 4th Edition. WHO, 2011. Value of 50µg/l for sum cis & trans-DCE split between isomers. Requires summation of cis & trans-DCE isomers to use 50µg/l value.
#32:Water Supply (Water Quality) Regulations 2016. Value of 10µg/l for sum of TCE & PCE split between individual compounds. Requires summation of TCE & PCE to use 10µg/l value.
#33:Water Framework Directive (Standards and Classification) Directions (England and Wales) 2015. Value of 0.4µg/l for sum isomers split between 3 isomers. Requires summation of isomers to use 0.4µg/l value.
#34:Water Framework Directive (Standards and Classification) Directions (England and Wales) 2015. Value of 20µg/l for sum isomers split between 3 isomers. Requires summation of isomers to use 20µg/l value.
#35:Position statement (WAT-PS-10-01), SEPA August 2014.
#36:Water Framework Directive (Standards and Classification) Directions (England and Wales) 2015. Value of 0.025µg/l for sum DDT isomers split between 4 isomers. Requires summation of 4 isomers to use 0.025µg/l value.
#37:Water Framework Directive (Standards and Classification) Directions (England and Wales) 2015. Value of 0.01µg/l for sum isomers split between 4 isomers. Requires summation of isomers to use 0.01µg/l value.
#38:Water Framework Directive (Standards and Classification) Directions (England and Wales) 2015. Relates to p,p-DDT (CAS 50-29-3)
#39:Operational Targets and EQS. EA, April 2018. Maximum Allowable Concentration (MAC) adopted in absence of Annual Average (AA) value.

Key

<2.5	Result MDL exceeds GAC
16.1	Result exceeds GAC
-	Determinand not tested for

Notes
Where a range is given the determinand has been analysed for by more than one method

					Investigation Phase	GI	LTM	GI	LTM	GI	GI	LTM	GI	LTM	LTM	GI	GI	LTM	GI
					Location_Code	OH16001	OH16001	OH16001	OH16001	OH16001	OH16002	OH16003	OH16003	OH16003	OH16003	OH16003	OH16003	OH16004	OH16004
					Sampled_Date	16/12/2019	07/10/2020	27/02/2020	18/06/2020	07/04/2020	16/12/2019	06/10/2020	22/01/2020	06/10/2020	18/06/2020	07/04/2020	02/03/2020	06/10/2020	17/12/2019
					Sample_Depth	1.00	1.25	2.00	2.70	3.00	0.70	1.40	1.00	1.40	11.00	11.00	11.95	0.75	1.06
			UK Drinking Water Standards (GAC)	UK Freshwater EQS (GAC)															
Chem_Group	**ChemName**	**output unit**	**EQL**																
Metals	Antimony	µg/L	4	5[#1]		-	-	-	-	-	-	-	-	-	-	-	-	-	-
	Arsenic	µg/L	2	10[#1]	50[#2]	36.5	112	-	32.6	-	<2	2.65	6.24	2.78	19.4	-	-	<2	2.2
	Arsenic (Filtered)	µg/L	0.5	10[#1]	50[#2]	33.1	77	17.1	29.5	27.7	<0.5	2.41	1.92	2.27	2.62	2.41	1.81	1.11	2.04
	Boron	µg/L	20	1000[#1]	2000[#3]	134	199	-	127	-	143	390	279	390	213	-	-	458	171
	Boron (Filtered)	µg/L	10	1000[#1]	2000[#3]	-	-	80.8	-	94.4	-	-	-	-	-	312	334	-	-
	Cadmium	µg/L	0.5	5[#1]	0.08[#4]	<0.5	0.723	-	<0.5	-	<0.5	<0.5	<0.5	<0.5	<3	-	-	<0.5	<0.5
	Cadmium (Filtered)	µg/L	0.08	5[#1]	0.08[#4]	0.236	<0.08	<0.08	<0.08	<0.08	<0.08	<0.08	<0.08	<0.08	<0.08	<0.08	<0.08	<0.08	<0.08
	Chromium (hexavalent) (Filtered)	µg/L	3		3.4[#5]	<15	<3	<3	<3	<3	<3	<3	<3	<3	<3	3.28	<3	<3	<3
	Chromium	µg/L	3	50[#1]	3.4[#6]	26.2	66	-	<3	-	10.4	<3	20.5	4.04	92.1	-	-	3.77	4.21
	Chromium (Filtered)	µg/L	1	50[#1]	3.4[#6]	<1	<1	1.05	1.02	1.85	<1	<1	<1	<1	<1	6.02	<1	<1	<1
	Chromium (Trivalent) (Filtered)	µg/L	3		4.7[#5]	<3	<3	<3	<3	<3	<3	<3	<3	<3	<3	<3	<3	<3	<3
	Cobalt (Filtered)	µg/L	0.5		3[#7]	1.92	4.79	-	1.57	1.43	<0.5	0.858	0.747	0.708	1.17	1.27	<0.5	0.853	<0.5
	Copper	µg/L	1	2000[#1]	1(bio)[#8]	39.4	91.1	-	1.68	-	5.29	1.15	24.9	<1	147	-	-	5.18	8.18
	Copper (Filtered)	µg/L	0.3	2000[#1]	1(bio)[#8]	6.88	0.327	5.05	<0.3	2.4	<0.3	<0.3	0.688	<0.3	0.413	0.421	2.39	0.478	2.04
	Iron (Filtered)	µg/L	19	200[#1]	1000[#2]	323	3590	209	1150	125	160	98.8	90.6	147	178	47.7	23.8	202	<19
	Lead	µg/L	1	10[#1]	1.2(bio)[#8]	11.9	-	-	-	-	2.55	-	11.2	-	-	-	-	-	2.54
	Lead (Filtered)	µg/L	0.2	10[#1]	1.2(bio)[#8]	0.978	<0.2	0.635	<0.2	1.99	<0.2	<0.2	0.344	<0.2	<0.2	<0.2	0.401	0.476	<0.2
	Manganese	µg/L	1	50[#1]	123(bio)[#9]	549	4330	-	3260	-	120	115	269	120	841	-	-	179	83.5
	Manganese (Filtered)	µg/L	3	50[#1]	123(bio)[#9]	161	4390	231	3640	1000	31	98	93.7	93.9	123	144	4.84	142	<3
	Mercury	µg/L	0.02	1[#1]	0.07(MAC)[#10]	0.0265	0.0647	-	<0.02	-	<0.02	<0.02	0.0296	<0.02	0.208	-	-	<0.02	<0.02
	Mercury (Filtered)	µg/L	0.01	1[#1]	0.07(MAC)[#10]	0.0156	<0.01	<0.01	<0.01	<0.01	<0.01	<0.01	<0.01	<0.01	<0.01	<0.01	<0.01	<0.01	<0.01
	Molybdenum	µg/L	9	70[#11]		-	-	-	-	-	-	-	-	-	-	-	-	-	-
	Nickel	µg/L	1	20[#1]	4(bio)[#8]	38.4	78.5	-	3.75	-	4.47	10.7	27.5	11.5	138	-	-	6.53	11.1
	Nickel (Filtered)	µg/L	0.4	20[#1]	4(bio)[#8]	13.1	11.2	8.51	3.48	5.41	<0.4	10.8	3.67	10	3.97	4.06	4.68	3.25	0.829
	Selenium	µg/L	1	10[#1]		11.2	4.94	-	<1	-	<1	<1	1.21	<1	<6	-	-	<1	8.36
	Selenium (Filtered)	µg/L	1	10[#1]		11.3	-	2.92	-	<1	<1	-	<1	-	-	<1	<1	-	<1
	Strontium (Filtered)	µg/L	1			-	-	895	-	-	-	-	-	-	-	-	2070	-	-
	Vanadium	µg/L	5		20[#12]	-	-	-	-	-	-	-	-	-	-	-	-	-	-
	Zinc	µg/L	5	3000[#11]	10.9(bio)[#8]	114	265	-	7.63	-	31.6	7.3	68.8	6.14	417	-	-	36.2	36.4
	Zinc (Filtered)	µg/L	1	3000[#11]	10.9(bio)[#8]	11.8	-	28.6	-	8.96	4.42	-	6.24	-	-	2.49	10.4	-	137
Inorganics	Total Hardness	mg/l	0.35			293	800	260	563	328	168	240	299	244	368	297	290	263	378
	Alkalinity (Bicarbonate as CaCO3)	mg/L	2			405	432	350	690	530	200	398	439	396	425	455	385	250	240
	Alkalinity (Bicarbonate) as HCO3	mg/L	2			494	-	427	842	646	244	-	535	-	519	555	470	-	293
	Alkalinity (total) as CaCO3	mg/L	2			-	-	-	-	-	-	-	-	-	-	-	-	-	-
	Ammoniacal Nitrogen as N (Filtered)	mg/L	0.01		0.6[#12]	0.781	4.93	0.663	3.45	2.29	0.843	0.901	0.872	0.898	0.858	0.606	0.0203	1.1	0.615
	Ammoniacal Nitrogen as NH3 (Filtered)	mg/L	0.01			-	-	-	-	-	-	-	-	-	-	-	-	-	-
	Bromide (Filtered)	mg/L	0.06			-	-	<0.3	-	-	-	-	-	-	-	-	0.595	-	-
	Calcium (Filtered)	mg/L	0.2			67.5	203	62.6	131	73.9	23.6	45.1	54.8	43.4	48.6	55.6	63.8	53.8	2.73
	Chloride (Filtered)	mg/L	2	250[#1]	250[#3]	85.8	46	31.8	53.9	38	25.8	155	171	155	157	159	169	112	149
	Cyanide (Free) (Filtered)	µg/L	2.5	50[#1]	1[#2]	<2.5	<2.5	<2.5	<2.5	<2.5	<2.5	<2.5	<2.5	<2.5	<2.5	<2.5	<2.5	<2.5	<2.5
	Cyanide Total (Filtered)	µg/L	5	50[#1]	1[#2]	<5	9.51	<5	16.3	<5	<5	<5	<5	<5	<5	<5	<5	<5	<5
	cyanides-complex (Filtered)	µg/L	5	50[#1]	1[#2]	<5	9.51	<5	16.3	<5	<5	<5	<5	<5	<5	<5	<5	<5	<5
	Fluoride (Filtered)	µg/L	500	1500[#1]	1000[#13]	1030	545	543	<500	<500	<500	645	554	671	649	555	<500	<500	<500
	Iodide	mg/L				-	-	<0.1	-	-	-	-	-	-	-	-	<0.1	-	-
	Magnesium (Filtered)	mg/L	0.036			17.2	79.5	19.5	65.5	34.3	18.3	26.9	35.9	25.4	30.2	35.5	35	26.9	0.189
	Nitrate (as N) (Filtered)	mg/L	0.0677			-	-	-	-	-	-	-	-	-	-	-	-	-	-
	Nitrate (as NO3-) (Filtered)	mg/L	0.3	50(NO3)[#14]		<0.3	17.9	1.81	<0.3	<0.3	<0.3	0.337	0.848	<0.3	<0.3	1.57	6.98	<0.3	7.75
	Phosphorus	µg/L	20			-	1740	-	847	-	-	95.6	-	101	1600	-	-	77.4	-
	Phosphorus (Filtered)	µg/L	10			-	365	-	869	-	-	66.8	-	66	96.3	-	-	<10	-
	Potassium (Filtered)	mg/L	0.2			11.1	15.1	17	11.3	11	10.5	14.1	15.4	13.5	14.8	16.1	15.1	14.1	15.3
	Sodium (Filtered)	mg/L	0.076	200[#1]		418	181	171	203	218	47.3	263	354	263	337	389	300	168	149
	Sulphate (Filtered)	mg/L	2	250(SO4)[#15]	400[#3]	615	757	218	285	145	46.9	368	539	367	412	489	428	243	482
	Orthophosphate as P (Filtered)	µg/L	20			-	-	352	-	310	-	-	-	-	-	58.7	134	-	-
PAH	Naphthalene	µg/L	0.01		2[#2]	<0.01	<0.01	0.0121	0.0209	0.0157	<0.01	0.0876	<0.01	0.0839	0.0298	<0.01	<0.01	0.113	<0.01
	Acenaphthene	µg/L	0.005		No UK EQS	<0.005	<0.005	<0.005	<0.005	<0.005	<0.005	<0.01	<0.005	<0.01	0.0196	<0.005	<0.005	<0.01	<0.005
	Acenaphthylene	µg/L	0.005		No UK EQS	<0.005	<0.005	0.114	<0.005	<0.005	<0.005	<0.01	<0.005	<0.01	<0.005	<0.005	<0.005	<0.01	<0.005
	Fluoranthene	µg/L	0.005		0.0063[#2]	<0.005	<0.005	0.482	<0.005	0.00719	<0.005	<0.01	0.0123	<0.01	<0.005	<0.005	0.00595	<0.01	<0.005
	Anthracene	µg/L	0.005		0.1[#2]	<0.005	<0.005	0.0636	<0.005	<0.005	<0.005	<0.01	<0.005	<0.01	<0.005	<0.005	<0.005	<0.01	<0.005
	Phenanthrene	µg/L	0.005		No UK EQS	<0.005	<0.005	0.0393	<0.005	<0.005	<0.005	<0.01	0.00621	<0.01	<0.005	<0.005	<0.005	<0.01	<0.005
	Fluorene	µg/L	0.005		No UK EQS	<0.005	<0.005	0.0244	<0.005	<0.005	<0.005	<0.01	<0.005	<0.01	<0.005	<0.005	<0.005	<0.01	<0.005
	Chrysene	µg/L	0.005		No UK EQS	<0.005	<0.005	0.315	<0.005	<0.005	<0.005	<0.01	<0.005	<0.01	0.0123	<0.005	<0.005	<0.01	<0.005
	Pyrene	µg/L	0.005		No UK EQS	<0.005	<0.005	0.679	<0.005	0.00804	<0.005	<0.01	0.0124	<0.01	<0.005	<0.005	0.00695	<0.01	<0.005
	Benzo(a)anthracene	µg/L	0.005		No UK EQS	<0.005	<0.005	0.311	<0.005	<0.005	<0.005	<0.01	0.00795	<0.01	<0.005	<0.005	<0.005	<0.01	<0.005
	Benzo(b)fluoranthene	µg/L	0.005	0.025[#16]	See BaP[#17]	<0.005	<0.005	0.287	<0.005	<0.005	<0.005	<0.01	0.0142	<0.01	0.00615	<0.005	<0.005	<0.01	<0.005
	Benzo(k)fluoranthene	µg/L	0.005	0.025[#16]	See BaP[#17]	<0.005	<0.005	0.125	<0.005	<0.005	<0.005	<0.01	0.0063	<0.01	<0.005	<0.005	<0.005	<0.01	<0.005
	Benzo(a)pyrene	µg/L	0.002	0.01[#1]	0.00017[#17]	<0.002	<0.002	0.278	<0.002	<0.002	<0.002	<0.004	0.00967	<0.004	<0.002	<0.002	<0.002	<0.004	<0.002
	Dibenz(a,h)anthracene	µg/L	0.005		No UK EQS	<0.005	<0.005	0.0287	<0.005	<0.005	<0.005	<0.01	<0.005	<0.01	0.00632	<0.005	<0.005	<0.01	<0.005
	Benzo(g,h,i)perylene	µg/L	0.005	0.025[#16]	See BaP[#17]	<0.005	<0.005	0.0984	<0.005	<0.005	<0.005	<0.01	0.0121	<0.01	0.0147	<0.005	<0.005	<0.01	<0.005
	Indeno(1,2,3-c,d)pyrene	µg/L	0.005	0.025[#16]	See BaP[#17]	<0.005	<0.005	0.0797	<0.005	<0.005	<0.005	<0.01	0.00577	<0.01	0.00766	<0.005	<0.005	<0.01	<0.005
	PAH 16 Total	µg/L	0.082			<0.082	<0.082	2.94	<0.082	<0.082	<0.082	<0.164	0.0868	<0.164	0.0965	<0.082	<0.082	<0.164	<0.082

						Investigation Phase	GI	LTM	GI	LTM	GI	GI	LTM	GI	LTM	LTM	GI	GI	LTM	GI
						Location_Code	OH16001	OH16001	OH16001	OH16001	OH16001	OH16002	OH16003	OH16003	OH16003	OH16003	OH16003	OH16003	OH16003	OH16004	OH16004
						Sampled_Date	16/12/2019	07/10/2020	27/02/2020	18/06/2020	07/04/2020	16/12/2019	06/10/2020	22/01/2020	06/10/2020	18/06/2020	07/04/2020	02/03/2020	06/10/2020	17/12/2019
						Sample_Depth	1.00	1.25	2.00	2.70	3.00	0.70	1.40	1.00	1.40	11.00	11.00	11.95	0.75	1.06
				UK Drinking Water Standards (GAC)	UK Freshwater EQS (GAC)															
Chem_Group	**ChemName**	**output unit**	**EQL**																	
TPH CWG	>C5-C6 Aliphatics	µg/L	10	See TPH	See TPH	59	<10	<10	<10	<10	<10	<10	<10	<10	<10	<10	<10	<10	<10	<10
	>C6-C8 Aliphatics	µg/L	10	See TPH	See TPH	385	<10	<10	10	15	<10	<10	<10	<10	<10	<10	<10	<10	<10	<10
	>C8-C10 Aliphatics	µg/L	10	See TPH	See TPH	169	<10	<10	<10	31	<10	<10	<10	<10	<10	<10	<10	<10	<10	<10
	>C10-C12 Aliphatics	µg/L	10	See TPH	See TPH	46	<10	<10	10	14	<10	<10	<10	<10	<10	<10	<10	<10	<10	<10
	>C12-C16 Aliphatics	µg/L	10	See TPH	See TPH	<10	<10	<10	<10	<10	<10	<20	<10	<20	<10	<10	<10	<10	<20	<10
	>C16-C21 Aliphatics	µg/L	10	See TPH	See TPH	<10	<10	<10	<10	<10	<10	<20	<10	<20	<10	<10	<10	<10	<20	<10
	>C21-C35 Aliphatics	µg/L	10	See TPH	See TPH	<10	<10	<10	<10	<10	<10	<20	<10	<20	<10	<10	<10	<10	<20	<10
	>C16-C35 Aliphatics	µg/L	10			<10	<10	<10	<10	<10	<10	<20	<10	<20	<10	<10	<10	<10	<20	<10
	Total Aliphatics >C12-C35	µg/L	10			<10	<10	<10	<10	<10	<10	<20	<10	<20	<10	<10	<10	<10	<20	<10
	>EC5-EC7 Aromatics	µg/L	10	See TPH	See TPH	-	-	-	-	-	-	-	-	-	-	-	-	-	-	-
	>EC6-EC7 Aromatics	µg/L	10			<10	<10	<10	<10	<10	<10	<10	<10	<10	<10	<10	<10	<10	<10	<10
	>EC7-EC8 Aromatics	µg/L	10	See TPH	See TPH	<10	<10	<10	<10	<10	<10	<10	<10	<10	<10	<10	<10	<10	<10	<10
	>EC8-EC10 Aromatics	µg/L	10	See TPH	See TPH	196	<10	<10	<10	29	<10	<10	<10	<10	<10	<10	<10	<10	<10	<10
	>EC10-EC12 Aromatics	µg/L	10	See TPH	See TPH	30	<10	<10	<10	<10	<10	<10	<10	<10	<10	<10	<10	<10	<10	<10
	>EC12-EC16 Aromatics	µg/L	10	See TPH	See TPH	17	<10	<10	<10	<10	<10	<20	<10	<20	<10	<10	<10	<20	<10	<10
	>EC16-EC21 Aromatics	µg/L	10	See TPH	See TPH	<10	<10	<10	<10	<10	<10	<20	<10	<20	<10	<10	<10	<20	<10	<10
	>EC21-EC35 Aromatics	µg/L	10	See TPH	See TPH	<10	<10	<10	<10	<10	<10	<20	29	<20	<10	<10	<10	<20	<10	<10
	Total Aromatics >EC12-EC35	µg/L	10			17	<10	<10	<10	<10	<10	<20	29	<20	<10	<10	<10	<20	<10	<10
	TPH >C5-C35 Aliphatics/Aromatics	µg/L	10	|10[#18]	|50[#19]	904	15	<10	45	108	<10	<10	29	<10	<10	<10	<10	<10	<10	<10
TPH	>C8-C10	µg/L	10			-	-	-	-	-	-	-	-	-	-	-	-	-	-	-
	GRO >C7-8	µg/L	10			-	-	-	-	-	-	-	-	-	-	-	-	-	-	-
	EPH/TPH >C10-12	µg/L	200			-	-	-	-	-	-	-	-	-	-	-	-	-	-	-
	EPH/TPH >C12-16	µg/L	200			-	-	-	-	-	-	-	-	-	-	-	-	-	-	-
	EPH/TPH >C16-21	µg/L	200			-	-	-	-	-	-	-	-	-	-	-	-	-	-	-
	EPH/TPH >C35-40	µg/L	200			-	-	-	-	-	-	-	-	-	-	-	-	-	-	-
	EPH >C10-40	µg/L	200			-	-	-	-	-	-	-	-	-	-	-	-	-	-	-
	EPH/TPH >C21-28	µg/L	200			-	-	-	-	-	-	-	-	-	-	-	-	-	-	-
	EPH/TPH >C28-35	µg/L	200			-	-	-	-	-	-	-	-	-	-	-	-	-	-	-
	Total EPH C6-40	µg/L	100			-	-	-	-	-	-	-	-	-	-	-	-	-	-	-
	GRO >C5-12	µg/L	50			887	<50	<50	<50	109	<50	<50	<50	<50	<50	<50	<50	<50	<50	<50
	GRO>C10-12	µg/L	10			-	-	-	-	-	-	-	-	-	-	-	-	-	-	-
	GRO >C5-6	µg/L	10			-	-	-	-	-	-	-	-	-	-	-	-	-	-	-
	GRO >C6-7	µg/L	10			-	-	-	-	-	-	-	-	-	-	-	-	-	-	-
BTEX and MTBE	Benzene	µg/L	1	1[#1]	10[#2]	<7	<7	<7	<7	<7	<7	<7	<7	<7	<7	<7	<7	<7	<7	<7
	Toluene	µg/L	1	700[#20]	74[#2]	<4	<4	<4	<4	<4	<4	<4	<4	<4	<4	<4	<4	<4	<4	<4
	Ethylbenzene	µg/L	1	300[#20]	20[#21]	66	<5	<5	<5	<5	<5	<5	<5	<5	<5	<5	<5	<5	<5	<5
	Xylene (m & p)	µg/L	1	250[#22]	15[#23]	<8	<8	<8	<8	<8	<8	<8	<8	<8	<8	<8	<8	<8	<8	<8
	Xylene (o)	µg/L	1	250[#22]	15[#23]	16	<3	5	<3	9	<3	<3	<3	<3	<3	<3	<3	<3	<3	<3
	Xylene Total	µg/L	2	500[#20]	30[#3]	16	<11	<11	<11	<11	<11	<11	<11	<11	<11	<11	<11	<11	<11	<11
	MTBE	µg/L	1	15[#24]	15[#25]	<3	<3	<3	<3	<3	<3	<3	<3	<3	<3	<3	<3	<3	<3	<3
	Total BTEX	µg/L	28			82	<28	<28	<28	<28	<28	<28	<28	<28	<28	<28	<28	<28	<28	<28
VOC	Styrene	µg/L	1		50[#3]	-	-	-	-	-	-	-	-	-	-	-	-	-	-	-
	cis-1,3-dichloropropene	µg/L	1			-	-	-	-	-	-	-	-	-	-	-	-	-	-	-
	trans-1,3-dichloropropene	µg/L	1			-	-	-	-	-	-	-	-	-	-	-	-	-	-	-
	1,1,1,2-tetrachloroethane	µg/L	1		70[#26]	-	-	-	-	-	-	-	-	-	-	-	-	-	-	-
	1,1,1-trichloroethane	µg/L	1	2000[#27]	100[#3]	-	-	-	-	-	-	-	-	-	-	-	-	-	-	-
	1,1,2,2-tetrachloroethane	µg/L	1		70[#26]	-	-	-	-	-	-	-	-	-	-	-	-	-	-	-
	1,1,2-trichloroethane	µg/L	1		400[#3]	-	-	-	-	-	-	-	-	-	-	-	-	-	-	-
	1,1-dichloroethane	µg/L	1	2.8[#28]		-	-	-	-	-	-	-	-	-	-	-	-	-	-	-
	1,1-dichloroethene	µg/L	1	140[#29]		-	-	-	-	-	-	-	-	-	-	-	-	-	-	-
	1,1-dichloropropene	µg/L	1			-	-	-	-	-	-	-	-	-	-	-	-	-	-	-
	1,2,3-trichloropropane	µg/L	1			-	-	-	-	-	-	-	-	-	-	-	-	-	-	-
	1,2,4-trimethylbenzene	µg/L	1			-	-	-	-	-	-	-	-	-	-	-	-	-	-	-
	1,2-dibromo-3-chloropropane	µg/L	1			-	-	-	-	-	-	-	-	-	-	-	-	-	-	-
	1,2-dibromoethane	µg/L	1			-	-	-	-	-	-	-	-	-	-	-	-	-	-	-
	1,2-dichloroethane	µg/L	1	3[#1]	10[#2]	-	-	-	-	-	-	-	-	-	-	-	-	-	-	-
	1,2-dichloropropane	µg/L	1			-	-	-	-	-	-	-	-	-	-	-	-	-	-	-
	1,3,5-trimethylbenzene	µg/L	1			-	-	-	-	-	-	-	-	-	-	-	-	-	-	-
	1,3-dichloropropane	µg/L	1			-	-	-	-	-	-	-	-	-	-	-	-	-	-	-
	2,2-dichloropropane	µg/L	1			-	-	-	-	-	-	-	-	-	-	-	-	-	-	-
	2-chlorotoluene	µg/L	1			-	-	-	-	-	-	-	-	-	-	-	-	-	-	-
	4-chlorotoluene	µg/L	1			-	-	-	-	-	-	-	-	-	-	-	-	-	-	-
	Bromobenzene	µg/L	1			-	-	-	-	-	-	-	-	-	-	-	-	-	-	-
	Bromochloromethane	µg/L	1			-	-	-	-	-	-	-	-	-	-	-	-	-	-	-
	Bromodichloromethane	µg/L	1	25[#30]		-	-	-	-	-	-	-	-	-	-	-	-	-	-	-
	Bromoform	µg/L	1	25[#30]		-	-	-	-	-	-	-	-	-	-	-	-	-	-	-
	Bromomethane	µg/L	1			-	-	-	-	-	-	-	-	-	-	-	-	-	-	-
	Carbon disulfide	µg/L	1			-	-	-	-	-	-	-	-	-	-	-	-	-	-	-
	Carbon tetrachloride	µg/L	1	3[#1]	12[#2]	-	-	-	-	-	-	-	-	-	-	-	-	-	-	-

					Investigation Phase	GI	LTM	GI	LTM	GI	GI	LTM	GI	LTM	LTM	GI	GI	LTM	GI
					Location_Code	OH16001	OH16001	OH16001	OH16001	OH16001	OH16002	OH16003	OH16003	OH16003	OH16003	OH16003	OH16003	OH16004	OH16004
					Sampled_Date	16/12/2019	07/10/2020	27/02/2020	18/06/2020	07/04/2020	16/12/2019	06/10/2020	22/01/2020	06/10/2020	18/06/2020	07/04/2020	02/03/2020	06/10/2020	17/12/2019
					Sample_Depth	1.00	1.25	2.00	2.70	3.00	0.70	1.40	1.00	1.40	11.00	11.00	11.95	0.75	1.06
				UK Drinking Water Standards (GAC)	UK Freshwater EQS (GAC)														
Chem_Group	**ChemName**	**output unit**	**EQL**																
	Chlorodibromomethane	µg/L	1	25[#30]		-	-	-	-	-	-	-	-	-	-	-	-	-	-
	Chloroethane	µg/L	1			-	-	-	-	-	-	-	-	-	-	-	-	-	-
	Chloroform	µg/L	1	25[#30]	2.5[#2]	-	-	-	-	-	-	-	-	-	-	-	-	-	-
	Chloromethane	µg/L	1			-	-	-	-	-	-	-	-	-	-	-	-	-	-
	cis-1,2-dichloroethene	µg/L	1	25[#31]		-	-	-	-	-	-	-	-	-	-	-	-	-	-
	Dibromomethane	µg/L	1			-	-	-	-	-	-	-	-	-	-	-	-	-	-
	Dichlorodifluoromethane	µg/L	1			-	-	-	-	-	-	-	-	-	-	-	-	-	-
	Dichloromethane	µg/L	3		20[#2]	-	-	-	-	-	-	-	-	-	-	-	-	-	-
	Isopropylbenzene	µg/L	1			-	-	-	-	-	-	-	-	-	-	-	-	-	-
	n-butylbenzene	µg/L	1			-	-	-	-	-	-	-	-	-	-	-	-	-	-
	n-propylbenzene	µg/L	1			-	-	-	-	-	-	-	-	-	-	-	-	-	-
	p-isopropyltoluene	µg/L	1			-	-	-	-	-	-	-	-	-	-	-	-	-	-
	sec-butylbenzene	µg/L	1			-	-	-	-	-	-	-	-	-	-	-	-	-	-
	Trichloroethene	µg/L	1	5[#32]	10[#2]	-	-	-	-	-	-	-	-	-	-	-	-	-	-
	tert-butylbenzene	µg/L	1			-	-	-	-	-	-	-	-	-	-	-	-	-	-
	Tetrachloroethene	µg/L	1	5[#32]	10[#2]	-	-	-	-	-	-	-	-	-	-	-	-	-	-
	trans-1,2-dichloroethene	µg/L	1	25[#31]		-	-	-	-	-	-	-	-	-	-	-	-	-	-
	Trichlorofluoromethane	µg/L	1			-	-	-	-	-	-	-	-	-	-	-	-	-	-
	Vinyl chloride	µg/L	1	0.5[#1]		-	-	-	-	-	-	-	-	-	-	-	-	-	-
	tert-Amyl methyl ether	µg/L	1			-	-	-	-	-	-	-	-	-	-	-	-	-	-
VOC/SVOC	1,2,3-trichlorobenzene	µg/L	0.01		0.13[#33]	-	-	-	-	-	-	-	-	-	-	-	-	-	-
	1,2,4-trichlorobenzene	µg/L	0.01		0.13[#33]	-	-	-	-	-	-	-	-	-	-	-	-	-	-
	1,2-dichlorobenzene	µg/L	1		6.7[#34]	-	-	-	-	-	-	-	-	-	-	-	-	-	-
	1,3,5-Trichlorobenzene	µg/L	0.01		0.13[#33]	-	-	-	-	-	-	-	-	-	-	-	-	-	-
	1,3-dichlorobenzene	µg/L	1		6.7[#34]	-	-	-	-	-	-	-	-	-	-	-	-	-	-
	1,4-dichlorobenzene	µg/L	1		6.7[#34]	-	-	-	-	-	-	-	-	-	-	-	-	-	-
	Chlorobenzene	µg/L	1	100[#35]		-	-	-	-	-	-	-	-	-	-	-	-	-	-
	Hexachlorobutadiene	µg/L	0.01		0.6(MAC)[#10]	-	-	-	-	-	-	-	-	-	-	-	-	-	-
SVOC	4-bromophenyl phenyl ether	µg/L	1			-	-	-	-	-	-	-	-	-	-	-	-	-	-
	4-nitroaniline	µg/L	1			-	-	-	-	-	-	-	-	-	-	-	-	-	-
	4-nitrophenol	µg/L	1			-	-	-	-	-	-	-	-	-	-	-	-	-	-
	2,4,5-trichlorophenol	µg/L	1			-	-	-	-	-	-	-	-	-	-	-	-	-	-
	2,4,6-trichlorophenol	µg/L	1			-	-	-	-	-	-	-	-	-	-	-	-	-	-
	2,4-dichlorophenol	µg/L	1		4.2[#2]	-	-	-	-	-	-	-	-	-	-	-	-	-	-
	2,4-dimethylphenol	µg/L	1			-	-	-	-	-	-	-	-	-	-	-	-	-	-
	2,4-dinitrotoluene	µg/L	1			-	-	-	-	-	-	-	-	-	-	-	-	-	-
	2,6-dinitrotoluene	µg/L	1			-	-	-	-	-	-	-	-	-	-	-	-	-	-
	2-chloronaphthalene	µg/L	1			-	-	-	-	-	-	-	-	-	-	-	-	-	-
	2-chlorophenol	µg/L	1		50[#3]	-	-	-	-	-	-	-	-	-	-	-	-	-	-
	2-methylnaphthalene	µg/L	1			-	-	-	-	-	-	-	-	-	-	-	-	-	-
	2-methylphenol	µg/L	1			-	-	-	-	-	-	-	-	-	-	-	-	-	-
	2-nitroaniline	µg/L	1			-	-	-	-	-	-	-	-	-	-	-	-	-	-
	2-nitrophenol	µg/L	1			-	-	-	-	-	-	-	-	-	-	-	-	-	-
	3-nitroaniline	µg/L	1			-	-	-	-	-	-	-	-	-	-	-	-	-	-
	4,6-Dinitro-2-methylphenol	µg/L				-	-	-	-	-	-	-	-	-	-	-	-	-	-
	4-chloro-3-methylphenol	µg/L	1		40[#3]	-	-	-	-	-	-	-	-	-	-	-	-	-	-
	4-chloroaniline	µg/L	1			-	-	-	-	-	-	-	-	-	-	-	-	-	-
	4-chlorophenyl phenyl ether	µg/L	1			-	-	-	-	-	-	-	-	-	-	-	-	-	-
	4-methylphenol	µg/L	1			-	-	-	-	-	-	-	-	-	-	-	-	-	-
	Azobenzene	µg/L	1			-	-	-	-	-	-	-	-	-	-	-	-	-	-
	Bis(2-chloroethoxy) methane	µg/L	1			-	-	-	-	-	-	-	-	-	-	-	-	-	-
	Bis(2-chloroethyl)ether	µg/L	1			-	-	-	-	-	-	-	-	-	-	-	-	-	-
	Bis(2-ethylhexyl) phthalate	µg/L	2		1.3[#2]	-	-	-	-	-	-	-	-	-	-	-	-	-	-
	Butyl benzyl phthalate	µg/L	1		7.5[#2]	-	-	-	-	-	-	-	-	-	-	-	-	-	-
	Carbazole	µg/L	1			-	-	-	-	-	-	-	-	-	-	-	-	-	-
	Dibenzofuran	µg/L	1			-	-	-	-	-	-	-	-	-	-	-	-	-	-
	Diethylphthalate	µg/L	1		200[#3]	-	-	-	-	-	-	-	-	-	-	-	-	-	-
	Dimethyl phthalate	µg/L	1		800[#3]	-	-	-	-	-	-	-	-	-	-	-	-	-	-
	Di-n-butyl phthalate	µg/L	1		8[#3]	-	-	-	-	-	-	-	-	-	-	-	-	-	-
	Di-n-octyl phthalate	µg/L	5		20[#3]	-	-	-	-	-	-	-	-	-	-	-	-	-	-
	Hexachlorobenzene	µg/L	0.01		0.05(MAC)[#10]	-	-	-	-	-	-	-	-	-	-	-	-	-	-
	Hexachlorocyclopentadiene	µg/L	1			-	-	-	-	-	-	-	-	-	-	-	-	-	-
	Hexachloroethane	µg/L	1			-	-	-	-	-	-	-	-	-	-	-	-	-	-
	Isophorone	µg/L	1			-	-	-	-	-	-	-	-	-	-	-	-	-	-
	Nitrobenzene	µg/L	1			-	-	-	-	-	-	-	-	-	-	-	-	-	-
	N-nitrosodi-n-propylamine	µg/L	1			-	-	-	-	-	-	-	-	-	-	-	-	-	-
	Pentachlorobenzene	µg/L	0.01		0.007[#2]	-	-	-	-	-	-	-	-	-	-	-	-	-	-
	Pentachloronitrobenzene	µg/L	0.01			-	-	-	-	-	-	-	-	-	-	-	-	-	-
	Pentachlorophenol	µg/L	1		0.4[#2]	-	-	-	-	-	-	-	-	-	-	-	-	-	-

						Investigation Phase	GI	LTM	GI	LTM	GI	GI	LTM	GI	LTM	LTM	GI	GI	LTM	GI
						Location_Code	OH16001	OH16001	OH16001	OH16001	OH16001	OH16002	OH16003	OH16003	OH16003	OH16003	OH16003	OH16003	OH16003	OH16004	OH16004
						Sampled_Date	16/12/2019	07/10/2020	27/02/2020	18/06/2020	07/04/2020	16/12/2019	06/10/2020	22/01/2020	06/10/2020	18/06/2020	07/04/2020	02/03/2020	06/10/2020	17/12/2019
						Sample_Depth	1.00	1.25	2.00	2.70	3.00	0.70	1.40	1.00	1.40	11.00	11.00	11.95	0.75	1.06
Chem_Group	**ChemName**	**output unit**	**EQL**	UK Drinking Water Standards (GAC)	UK Freshwater EQS (GAC)															
PCB	Heptachlorobiphenyl, 2,3,3,4,4,5,5- (PCB 189)	µg/L	0.015			<0.015	-	-	-	-	<0.015	-	-	-	-	-	-	-	<0.015
	Hexachlorobiphenyl, 2,3,3,4,4,5- (PCB 156)	µg/L	0.015			<0.015	-	-	-	-	<0.015	-	-	-	-	-	-	-	<0.015
	Hexachlorobiphenyl, 2,3,3,4,4,5- (PCB 157)	µg/L	0.015			<0.015	-	-	-	-	<0.015	-	-	-	-	-	-	-	<0.015
	Hexachlorobiphenyl, 2,3,4,4,5,5- (PCB 167)	µg/L	0.015			<0.015	-	-	-	-	<0.015	-	-	-	-	-	-	-	<0.015
	Hexachlorobiphenyl, 3,3,4,4,5,5- (PCB 169)	µg/L	0.015			<0.015	-	-	-	-	<0.015	-	-	-	-	-	-	-	<0.015
	PCB 101	µg/L	0.015			<0.015	-	-	-	-	<0.015	-	-	-	-	-	-	-	<0.015
	PCB 118	µg/L	0.015			<0.015	-	-	-	-	<0.015	-	-	-	-	-	-	-	<0.015
	PCB 138	µg/L	0.015			<0.015	-	-	-	-	<0.015	-	-	-	-	-	-	-	<0.015
	PCB 153	µg/L	0.015			<0.015	-	-	-	-	<0.015	-	-	-	-	-	-	-	<0.015
	PCB 180	µg/L	0.015			<0.015	-	-	-	-	<0.015	-	-	-	-	-	-	-	<0.015
	PCB 28	µg/L	0.015			<0.015	-	-	-	-	<0.015	-	-	-	-	-	-	-	<0.015
	PCB 52	µg/L	0.015			<0.015	-	-	-	-	<0.015	-	-	-	-	-	-	-	<0.015
	Pentachlorobiphenyl, 2,3,3,4,4- (PCB 105)	µg/L	0.015			<0.015	-	-	-	-	<0.015	-	-	-	-	-	-	-	<0.015
	Pentachlorobiphenyl, 2,3,4,4,5- (PCB 114)	µg/L	0.015			<0.015	-	-	-	-	<0.015	-	-	-	-	-	-	-	<0.015
	Pentachlorobiphenyl, 2,3,4,4,5- (PCB 123)	µg/L	0.015			<0.015	-	-	-	-	<0.015	-	-	-	-	-	-	-	<0.015
	Pentachlorobiphenyl, 3,3,4,4,5- (PCB 126)	µg/L	0.015			<0.015	-	-	-	-	<0.015	-	-	-	-	-	-	-	<0.015
	Tetrachlorobiphenyl, 3,3,4,4- (PCB 77)	µg/L	0.015			<0.015	-	-	-	-	<0.015	-	-	-	-	-	-	-	<0.015
	Tetrachlorobiphenyl, 3,4,4,5- (PCB 81)	µg/L	0.015			<0.015	-	-	-	-	<0.015	-	-	-	-	-	-	-	<0.015
	Total PCB 7 Congeners	µg/L	0.105			<0.105	-	-	-	-	<0.105	-	-	-	-	-	-	-	<0.105
	Total PCB WHO 12	µg/L	0.18			<0.18	-	-	-	-	<0.18	-	-	-	-	-	-	-	<0.18
Phenolics	Xylenols (Filtered)	µg/L	0.5			<2.5	<0.5	<0.5	<0.5	1.16	<1	<0.5	<0.5	<2.5	<0.5	<0.5	<0.5	<0.5	<0.5	<0.5
	Cresol Total (Filtered)	µg/L	0.5			<2.5	3.8	11.9	11.1	12.5	<0.5	<0.5	<2.5	<0.5	<0.5	<0.5	<0.5	<0.5	<0.5	
	Phenol	µg/L	1	5800[#28]	7.7[#2]	-	-	-	-	-	-	-	-	-	-	-	-	-	-	-
	Phenol (Filtered)	µg/L	0.5	5800[#28]	7.7[#2]	23.3	<0.5	6.66	4.83	15.7	<0.5	<0.5	17	<0.5	<0.5	1.09	<0.5	<0.5	<0.5	
	Phenols Monohydric (Filtered)	µg/L	0.5			23.3	3.8	18.6	17.1	28.2	<0.5	<0.5	17	<0.5	<0.5	1.09	<0.5	<0.5	<0.5	
Organotins	Tributyltin	µg/L	0.001		0.0002[#2]	<0.006	-	-	-	-	<0.001	-	-	-	-	-	-	-	<0.001	
Pesticides	1-(3.4-Dichlorophenyl) urea (DCPU)	µg/l				-	-	-	-	-	-	-	-	-	-	-	-	-	-	-
	2-(4-Chlorophenoxy)propionic acid, 4-CPP	µg/l				-	-	-	-	-	-	-	-	-	-	-	-	-	-	-
	2-amino-N-(isopropyl)benzamide	µg/l				-	-	-	-	-	-	-	-	-	-	-	-	-	-	-
	2-Chloro-2.6-diethylacetanilide	µg/l				-	-	-	-	-	-	-	-	-	-	-	-	-	-	-
	Acibenzolar-S-methyl	µg/l				-	-	-	-	-	-	-	-	-	-	-	-	-	-	-
	Aminopyralid	µg/l				-	-	-	-	-	-	-	-	-	-	-	-	-	-	-
	Azoxystrobin	µg/L				-	-	-	-	-	-	-	-	-	-	-	-	-	-	-
	BAM	µg/l				-	-	-	-	-	-	-	-	-	-	-	-	-	-	-
	Benalaxyl	µg/l				-	-	-	-	-	-	-	-	-	-	-	-	-	-	-
	Bentazone methyl	µg/l				-	-	-	-	-	-	-	-	-	-	-	-	-	-	-
	Bifenox	µg/L				-	-	-	-	-	-	-	-	-	-	-	-	-	-	-
	Bitertanol	µg/l				-	-	-	-	-	-	-	-	-	-	-	-	-	-	-
	Boscalid	µg/l				-	-	-	-	-	-	-	-	-	-	-	-	-	-	-
	Cadusafos	µg/l				-	-	-	-	-	-	-	-	-	-	-	-	-	-	-
	Carfentrazone-ethyl	µg/L				-	-	-	-	-	-	-	-	-	-	-	-	-	-	-
	Chloridazon-desphenyl	µg/l				-	-	-	-	-	-	-	-	-	-	-	-	-	-	-
	Chloridazon-methyl desphenyl	µg/l				-	-	-	-	-	-	-	-	-	-	-	-	-	-	-
	Chlorotoluron-desmethyl	µg/l				-	-	-	-	-	-	-	-	-	-	-	-	-	-	-
	Chlorpropham	µg/L			10[#3]	-	-	-	-	-	-	-	-	-	-	-	-	-	-	-
	Clodinafop	µg/l				-	-	-	-	-	-	-	-	-	-	-	-	-	-	-
	Clomeprop	µg/l				-	-	-	-	-	-	-	-	-	-	-	-	-	-	-
	Crimidine	µg/l				-	-	-	-	-	-	-	-	-	-	-	-	-	-	-
	Cybutryne (Irgarol)	µg/l				-	-	-	-	-	-	-	-	-	-	-	-	-	-	-
	Cyprazine	µg/l				-	-	-	-	-	-	-	-	-	-	-	-	-	-	-
	Cyprodinil	µg/L				-	-	-	-	-	-	-	-	-	-	-	-	-	-	-
	Dichlofenthion	µg/l				-	-	-	-	-	-	-	-	-	-	-	-	-	-	-
	Dichlormid	µg/l				-	-	-	-	-	-	-	-	-	-	-	-	-	-	-
	Diethofencarb	µg/l				-	-	-	-	-	-	-	-	-	-	-	-	-	-	-
	Difenacoum	µg/l				-	-	-	-	-	-	-	-	-	-	-	-	-	-	-
	Dimefuron	µg/l				-	-	-	-	-	-	-	-	-	-	-	-	-	-	-
	Dimethachlo	µg/l				-	-	-	-	-	-	-	-	-	-	-	-	-	-	-
	Dimethenamid	µg/l				-	-	-	-	-	-	-	-	-	-	-	-	-	-	-
	Dimethomorph	µg/l				-	-	-	-	-	-	-	-	-	-	-	-	-	-	-
	Dinoterb	µg/l				-	-	-	-	-	-	-	-	-	-	-	-	-	-	-
	Diuron desmethyl (DCPMU)	µg/l				-	-	-	-	-	-	-	-	-	-	-	-	-	-	-
	Epoxiconazole	µg/l				-	-	-	-	-	-	-	-	-	-	-	-	-	-	-
	Etrimphos	µg/L	0.01			-	-	-	-	-	-	-	-	-	-	-	-	-	-	-
	Fenoxaprop	µg/l				-	-	-	-	-	-	-	-	-	-	-	-	-	-	-
	Fenpropidin	µg/l				-	-	-	-	-	-	-	-	-	-	-	-	-	-	-
	Fenuron	µg/l				-	-	-	-	-	-	-	-	-	-	-	-	-	-	-
	Fipronil	µg/L				-	-	-	-	-	-	-	-	-	-	-	-	-	-	-
	Florasulam	µg/l				-	-	-	-	-	-	-	-	-	-	-	-	-	-	-
	Fluazifop	µg/l				-	-	-	-	-	-	-	-	-	-	-	-	-	-	-

					Investigation Phase	GI	LTM	GI	LTM	GI	GI	LTM	GI	LTM	LTM	GI	GI	LTM	GI
					Location_Code	OH16001	OH16001	OH16001	OH16001	OH16001	OH16002	OH16003	OH16003	OH16003	OH16003	OH16003	OH16003	OH16004	OH16004
					Sampled_Date	16/12/2019	07/10/2020	27/02/2020	18/06/2020	07/04/2020	16/12/2019	06/10/2020	22/01/2020	06/10/2020	18/06/2020	07/04/2020	02/03/2020	06/10/2020	17/12/2019
					Sample_Depth	1.00	1.25	2.00	2.70	3.00	0.70	1.40	1.00	1.40	11.00	11.00	11.95	0.75	1.06
				UK Drinking Water Standards (GAC)	UK Freshwater EQS (GAC)														
Chem_Group	**ChemName**	**output unit**	**EQL**																
	Fluazifop-P-butyl	µg/L				-	-	-	-	-	-	-	-	-	-	-	-	-	-
	Foramsulfuron	µg/l				-	-	-	-	-	-	-	-	-	-	-	-	-	-
	Furathiocarb	µg/l				-	-	-	-	-	-	-	-	-	-	-	-	-	-
	Haloxyfop	µg/l				-	-	-	-	-	-	-	-	-	-	-	-	-	-
	Haloxyfop-p-methyl	µg/l				-	-	-	-	-	-	-	-	-	-	-	-	-	-
	Heptachlor epoxide	µg/L	0.01	0.03[#1]		-	-	-	-	-	-	-	-	-	-	-	-	-	-
	Imazamox	µg/l				-	-	-	-	-	-	-	-	-	-	-	-	-	-
	Indoxacarb	µg/L				-	-	-	-	-	-	-	-	-	-	-	-	-	-
	Isoproturon-desmethyl	µg/l				-	-	-	-	-	-	-	-	-	-	-	-	-	-
	Isoproturon-monodesmethyl	µg/l				-	-	-	-	-	-	-	-	-	-	-	-	-	-
	Isopyrazam	µg/l				-	-	-	-	-	-	-	-	-	-	-	-	-	-
	Kresoxim-methyl	µg/l				-	-	-	-	-	-	-	-	-	-	-	-	-	-
	Malaoxon	µg/l				-	-	-	-	-	-	-	-	-	-	-	-	-	-
	Mandipropamid	µg/l				-	-	-	-	-	-	-	-	-	-	-	-	-	-
	Mecarbam	µg/l				-	-	-	-	-	-	-	-	-	-	-	-	-	-
	Mesotrione	µg/l				-	-	-	-	-	-	-	-	-	-	-	-	-	-
	Metconazole	µg/l				-	-	-	-	-	-	-	-	-	-	-	-	-	-
	Metribuzin-desamino	µg/l				-	-	-	-	-	-	-	-	-	-	-	-	-	-
	Naptalam	µg/l				-	-	-	-	-	-	-	-	-	-	-	-	-	-
	Nicosulfuron	µg/l				-	-	-	-	-	-	-	-	-	-	-	-	-	-
	Nuarimol	µg/l				-	-	-	-	-	-	-	-	-	-	-	-	-	-
	Oxadixyl	µg/l				-	-	-	-	-	-	-	-	-	-	-	-	-	-
	Paraoxon-ethyl	µg/l				-	-	-	-	-	-	-	-	-	-	-	-	-	-
	Parathion-ethyl	µg/l				-	-	-	-	-	-	-	-	-	-	-	-	-	-
	Penconazole	µg/l				-	-	-	-	-	-	-	-	-	-	-	-	-	-
	Pencycuron	µg/l				-	-	-	-	-	-	-	-	-	-	-	-	-	-
	Phosphamidon II (E)	µg/l	0.01			-	-	-	-	-	-	-	-	-	-	-	-	-	-
	Pretilachlor	µg/l				-	-	-	-	-	-	-	-	-	-	-	-	-	-
	Primisulfuron-methyl	µg/l				-	-	-	-	-	-	-	-	-	-	-	-	-	-
	Prodiamine	µg/l				-	-	-	-	-	-	-	-	-	-	-	-	-	-
	Propaquizafop	µg/l				-	-	-	-	-	-	-	-	-	-	-	-	-	-
	Propetamphos	µg/L	0.01		0.03[#3]	-	-	-	-	-	-	-	-	-	-	-	-	-	-
	Prosulfocarb	µg/l				-	-	-	-	-	-	-	-	-	-	-	-	-	-
	Prothioconazole	µg/l				-	-	-	-	-	-	-	-	-	-	-	-	-	-
	Pyribenzoxim	µg/l				-	-	-	-	-	-	-	-	-	-	-	-	-	-
	Quinmerac	µg/l				-	-	-	-	-	-	-	-	-	-	-	-	-	-
	Quizalofop	µg/l				-	-	-	-	-	-	-	-	-	-	-	-	-	-
	Rimsulfuron	µg/l				-	-	-	-	-	-	-	-	-	-	-	-	-	-
	Sebuthylazine	µg/l				-	-	-	-	-	-	-	-	-	-	-	-	-	-
	Simazine-2-hydroxy	µg/l				-	-	-	-	-	-	-	-	-	-	-	-	-	-
	Sodium Acifluorfen	µg/L				-	-	-	-	-	-	-	-	-	-	-	-	-	-
	Sulfosulfuron	µg/l				-	-	-	-	-	-	-	-	-	-	-	-	-	-
	Tecnazene	µg/L	0.01		1[#3]	-	-	-	-	-	-	-	-	-	-	-	-	-	-
	Teflubenzuron	µg/l				-	-	-	-	-	-	-	-	-	-	-	-	-	-
	Terbuthylazine-desethyl	µg/l				-	-	-	-	-	-	-	-	-	-	-	-	-	-
	Terbuthylazine-desethyl-2-hydroxy	µg/l				-	-	-	-	-	-	-	-	-	-	-	-	-	-
	Terbuthylazine-hydroxy	µg/l				-	-	-	-	-	-	-	-	-	-	-	-	-	-
	Thiabendazole	µg/L			5[#3]	-	-	-	-	-	-	-	-	-	-	-	-	-	-
	Thiamethoxam	µg/L				-	-	-	-	-	-	-	-	-	-	-	-	-	-
	Tribenuron-methyl	µg/L				-	-	-	-	-	-	-	-	-	-	-	-	-	-
	Trietazine	µg/L	0.01			-	-	-	-	-	-	-	-	-	-	-	-	-	-
	Trifloxysulfuron-sodium	µg/l				-	-	-	-	-	-	-	-	-	-	-	-	-	-
	Triflusulfuron-methyl	µg/l				-	-	-	-	-	-	-	-	-	-	-	-	-	-
	Triforine	µg/l				-	-	-	-	-	-	-	-	-	-	-	-	-	-
	Triticonazole	µg/l				-	-	-	-	-	-	-	-	-	-	-	-	-	-
	Desmetryn	mg/L				-	-	-	-	-	-	-	-	-	-	-	-	-	-
	Simetryn	mg/L				-	-	-	-	-	-	-	-	-	-	-	-	-	-
	Clothianidin	µg/L				-	-	-	-	-	-	-	-	-	-	-	-	-	-
	Cymoxanil	µg/L				-	-	-	-	-	-	-	-	-	-	-	-	-	-
	Fluazifop-butyl	µg/L				-	-	-	-	-	-	-	-	-	-	-	-	-	-
	Imazamethabenz-methyl	µg/L				-	-	-	-	-	-	-	-	-	-	-	-	-	-
	Mesosulfuron-methyl	µg/L				-	-	-	-	-	-	-	-	-	-	-	-	-	-
	Metamitron	µg/L				-	-	-	-	-	-	-	-	-	-	-	-	-	-
	Metobromuron	µg/L				-	-	-	-	-	-	-	-	-	-	-	-	-	-
	Monuron	µg/L				-	-	-	-	-	-	-	-	-	-	-	-	-	-
	Secbumeton	µg/L				-	-	-	-	-	-	-	-	-	-	-	-	-	-
	Spiroxamine	µg/L				-	-	-	-	-	-	-	-	-	-	-	-	-	-
	Clomazon	µg/L				-	-	-	-	-	-	-	-	-	-	-	-	-	-
	Metazachlor	µg/L	0.01			-	-	-	-	-	-	-	-	-	-	-	-	-	-

					Investigation Phase	GI	LTM	GI	LTM	GI	GI	LTM	GI	LTM	LTM	GI	GI	LTM	GI
					Location_Code	OH16001	OH16001	OH16001	OH16001	OH16001	OH16002	OH16003	OH16003	OH16003	OH16003	OH16003	OH16003	OH16004	OH16004
					Sampled_Date	16/12/2019	07/10/2020	27/02/2020	18/06/2020	07/04/2020	16/12/2019	06/10/2020	22/01/2020	06/10/2020	18/06/2020	07/04/2020	02/03/2020	06/10/2020	17/12/2019
					Sample_Depth	1.00	1.25	2.00	2.70	3.00	0.70	1.40	1.00	1.40	11.00	11.00	11.95	0.75	1.06
				UK Drinking Water Standards (GAC)	UK Freshwater EQS (GAC)														
Chem_Group	ChemName	output unit	EQL																
	Methabenzthiazuran	µg/L				-	-	-	-	-	-	-	-	-	-	-	-	-	-
	Iprovalicarb	µg/L				-	-	-	-	-	-	-	-	-	-	-	-	-	-
	Chloroxuron	µg/L				-	-	-	-	-	-	-	-	-	-	-	-	-	-
	Neburon	µg/L				-	-	-	-	-	-	-	-	-	-	-	-	-	-
	Metribuzin	µg/L				-	-	-	-	-	-	-	-	-	-	-	-	-	-
	2,3,6-Trichlorobenzoic Acid (Tba)	µg/L				-	-	-	-	-	-	-	-	-	-	-	-	-	-
	2,4,5-Trichlorophenoxy Acetic Acid	µg/L				-	-	-	-	-	-	-	-	-	-	-	-	-	-
	2,4,5-TP (Silvex)	µg/L				-	-	-	-	-	-	-	-	-	-	-	-	-	-
	Pyrimethanil	µg/L				-	-	-	-	-	-	-	-	-	-	-	-	-	-
	Hedonal	µg/L			0.3[#2]	-	-	-	-	-	-	-	-	-	-	-	-	-	-
	2,4-DDT	µg/L	0.01		0.00625[#36]	-	-	-	-	-	-	-	-	-	-	-	-	-	-
	Propachlor	µg/L	0.01			-	-	-	-	-	-	-	-	-	-	-	-	-	-
	Propamocarb	µg/L				-	-	-	-	-	-	-	-	-	-	-	-	-	-
	2,4-Dichlorprop	µg/L				-	-	-	-	-	-	-	-	-	-	-	-	-	-
	3-Hydroxy Carbofuran	µg/L				-	-	-	-	-	-	-	-	-	-	-	-	-	-
	4-(2,4-Dichlorophenoxy)butyric Acid (2,4-DB)	µg/L				-	-	-	-	-	-	-	-	-	-	-	-	-	-
	4,4-DDE	µg/L	0.01		0.00625[#36]	-	-	-	-	-	-	-	-	-	-	-	-	-	-
	4-Bromo-3,5-dimethylphenyl-N-methylcarbamate	µg/L				-	-	-	-	-	-	-	-	-	-	-	-	-	-
	a-BHC	µg/L	0.01			-	-	-	-	-	-	-	-	-	-	-	-	-	-
	Acetochlor	µg/L				-	-	-	-	-	-	-	-	-	-	-	-	-	-
	Aldicarb	µg/L				-	-	-	-	-	-	-	-	-	-	-	-	-	-
	Aldicarb sulfone	µg/L				-	-	-	-	-	-	-	-	-	-	-	-	-	-
	Aldrin	µg/L	0.01	0.03[#1]	0.0025[#37]	-	-	-	-	-	-	-	-	-	-	-	-	-	-
	Ametryn	µg/L				-	-	-	-	-	-	-	-	-	-	-	-	-	-
	Amidosulfuron	µg/L				-	-	-	-	-	-	-	-	-	-	-	-	-	-
	Acetamiprid	µg/L				-	-	-	-	-	-	-	-	-	-	-	-	-	-
	Aclonifen	µg/L				-	-	-	-	-	-	-	-	-	-	-	-	-	-
	Actril (loxynil)	µg/L			10[#3]	-	-	-	-	-	-	-	-	-	-	-	-	-	-
	Atraton	µg/L				-	-	-	-	-	-	-	-	-	-	-	-	-	-
	Atrazine	µg/L	0.01		0.6[#2]	-	-	-	-	-	-	-	-	-	-	-	-	-	-
	Azinophos methyl	µg/L	0.02		0.01[#7]	-	-	-	-	-	-	-	-	-	-	-	-	-	-
	Baygon	µg/L				-	-	-	-	-	-	-	-	-	-	-	-	-	-
	b-BHC	µg/L	0.01			-	-	-	-	-	-	-	-	-	-	-	-	-	-
	Benazolin	µg/L				-	-	-	-	-	-	-	-	-	-	-	-	-	-
	Bendiocarb	µg/L				-	-	-	-	-	-	-	-	-	-	-	-	-	-
	Bentazone	µg/L			500[#3]	-	-	-	-	-	-	-	-	-	-	-	-	-	-
	Bidrin	µg/L				-	-	-	-	-	-	-	-	-	-	-	-	-	-
	Bromacil	µg/L				-	-	-	-	-	-	-	-	-	-	-	-	-	-
	Bromazil	µg/L				-	-	-	-	-	-	-	-	-	-	-	-	-	-
	Bromophos-ethyl	µg/L				-	-	-	-	-	-	-	-	-	-	-	-	-	-
	Bromoxynil	µg/L			100[#3]	-	-	-	-	-	-	-	-	-	-	-	-	-	-
	Carbaryl	µg/L				-	-	-	-	-	-	-	-	-	-	-	-	-	-
	Carbendazim	µg/L			0.15[#3]	-	-	-	-	-	-	-	-	-	-	-	-	-	-
	Carbetamide	µg/L				-	-	-	-	-	-	-	-	-	-	-	-	-	-
	Carbofuran	µg/L				-	-	-	-	-	-	-	-	-	-	-	-	-	-
	Carbophenothion	µg/L	0.01			-	-	-	-	-	-	-	-	-	-	-	-	-	-
	Carboxin	µg/L				-	-	-	-	-	-	-	-	-	-	-	-	-	-
	Chlorbromuron	µg/L				-	-	-	-	-	-	-	-	-	-	-	-	-	-
	Chlordane (cis)	µg/L	0.01			-	-	-	-	-	-	-	-	-	-	-	-	-	-
	Azinphos Ethyl	µg/L	0.02			-	-	-	-	-	-	-	-	-	-	-	-	-	-
	Chlordane (trans)	µg/L	0.01			-	-	-	-	-	-	-	-	-	-	-	-	-	-
	Chlorfenvinphos	µg/L	0.01		0.1[#2]	-	-	-	-	-	-	-	-	-	-	-	-	-	-
	Chloridazon	µg/L				-	-	-	-	-	-	-	-	-	-	-	-	-	-
	Chlorotoluron	µg/L			2[#3]	-	-	-	-	-	-	-	-	-	-	-	-	-	-
	Chlorpyrifos	µg/L	0.01			-	-	-	-	-	-	-	-	-	-	-	-	-	-
	Chlorpyrifos-methyl	µg/L	0.01			-	-	-	-	-	-	-	-	-	-	-	-	-	-
	Chlorsulfuron	µg/L				-	-	-	-	-	-	-	-	-	-	-	-	-	-
	Clopyralid	µg/L				-	-	-	-	-	-	-	-	-	-	-	-	-	-
	Coumaphos	µg/L	0.01		0.03[#3]	-	-	-	-	-	-	-	-	-	-	-	-	-	-
	Cyanazine	µg/L	0.01			-	-	-	-	-	-	-	-	-	-	-	-	-	-
	Cyproconazole	µg/L				-	-	-	-	-	-	-	-	-	-	-	-	-	-
	Cyromazine	µg/L				-	-	-	-	-	-	-	-	-	-	-	-	-	-
	d-BHC	µg/L	0.01			-	-	-	-	-	-	-	-	-	-	-	-	-	-
	DDD	µg/L	0.01		0.00625[#36]	-	-	-	-	-	-	-	-	-	-	-	-	-	-
	DDT	µg/L	0.01		0.01[#38]	-	-	-	-	-	-	-	-	-	-	-	-	-	-
	Deisopropylatrazine	µg/L				-	-	-	-	-	-	-	-	-	-	-	-	-	-
	Chlorothalonil	µg/L	0.01		0.035[#2]	-	-	-	-	-	-	-	-	-	-	-	-	-	-
	Deethylatrazine	µg/L				-	-	-	-	-	-	-	-	-	-	-	-	-	-
	Demeton-S-methyl	µg/L	0.01			-	-	-	-	-	-	-	-	-	-	-	-	-	-

					Investigation Phase	GI	LTM	GI	LTM	GI	GI	LTM	GI	LTM	LTM	GI	GI	LTM	GI
					Location_Code	OH16001	OH16001	OH16001	OH16001	OH16001	OH16002	OH16003	OH16003	OH16003	OH16003	OH16003	OH16003	OH16004	OH16004
					Sampled_Date	16/12/2019	07/10/2020	27/02/2020	18/06/2020	07/04/2020	16/12/2019	06/10/2020	22/01/2020	06/10/2020	18/06/2020	07/04/2020	02/03/2020	06/10/2020	17/12/2019
					Sample_Depth	1.00	1.25	2.00	2.70	3.00	0.70	1.40	1.00	1.40	11.00	11.00	11.95	0.75	1.06
				UK Drinking Water Standards (GAC)	UK Freshwater EQS (GAC)														
Chem_Group	**ChemName**	**output unit**	**EQL**																
	Diazinon	µg/L	0.01		0.01[#2]	-	-	-	-	-	-	-	-	-	-	-	-	-	-
	Dicamba	µg/L				-	-	-	-	-	-	-	-	-	-	-	-	-	-
	Dichlobenil	µg/L	0.01			-	-	-	-	-	-	-	-	-	-	-	-	-	-
	Dichlorvos	µg/L	0.01		0.001[#3]	-	-	-	-	-	-	-	-	-	-	-	-	-	-
	Diclofop	µg/L				-	-	-	-	-	-	-	-	-	-	-	-	-	-
	Dieldrin	µg/L	0.01	0.03[#1]	0.0025[#37]	-	-	-	-	-	-	-	-	-	-	-	-	-	-
	Difenoconazole	µg/L				-	-	-	-	-	-	-	-	-	-	-	-	-	-
	Difenoxuron	µg/L				-	-	-	-	-	-	-	-	-	-	-	-	-	-
	Diflubenzuron	µg/L			0.001[#3]	-	-	-	-	-	-	-	-	-	-	-	-	-	-
	Diflufenican	µg/L				-	-	-	-	-	-	-	-	-	-	-	-	-	-
	Dimethoate	µg/L	0.01		0.48[#2]	-	-	-	-	-	-	-	-	-	-	-	-	-	-
	Dinoseb	µg/L				-	-	-	-	-	-	-	-	-	-	-	-	-	-
	Disulfoton	µg/L	0.01			-	-	-	-	-	-	-	-	-	-	-	-	-	-
	Diuron	µg/L			0.2[#2]	-	-	-	-	-	-	-	-	-	-	-	-	-	-
	Endosulfan I	µg/L	0.01			-	-	-	-	-	-	-	-	-	-	-	-	-	-
	Endosulfan II	µg/L	0.02			-	-	-	-	-	-	-	-	-	-	-	-	-	-
	Endosulfan sulphate	µg/L	0.04			-	-	-	-	-	-	-	-	-	-	-	-	-	-
	Endrin	µg/L	0.01		0.0025[#37]	-	-	-	-	-	-	-	-	-	-	-	-	-	-
	s-Ethyl dipropylthiocarbamate	µg/L				-	-	-	-	-	-	-	-	-	-	-	-	-	-
	Ethiofencarb	µg/L				-	-	-	-	-	-	-	-	-	-	-	-	-	-
	Ethion	µg/L	0.01			-	-	-	-	-	-	-	-	-	-	-	-	-	-
	Ethoprop	µg/L				-	-	-	-	-	-	-	-	-	-	-	-	-	-
	Ethofumesate	µg/L				-	-	-	-	-	-	-	-	-	-	-	-	-	-
	Etridiazole	µg/L	0.01			-	-	-	-	-	-	-	-	-	-	-	-	-	-
	Fenamiphos	µg/L				-	-	-	-	-	-	-	-	-	-	-	-	-	-
	Fenarimol	µg/L				-	-	-	-	-	-	-	-	-	-	-	-	-	-
	Fenitrothion	µg/L	0.01		0.01[#3]	-	-	-	-	-	-	-	-	-	-	-	-	-	-
	Fensulfothion	µg/L				-	-	-	-	-	-	-	-	-	-	-	-	-	-
	Fenhexamid	µg/L				-	-	-	-	-	-	-	-	-	-	-	-	-	-
	Fenoxycarb	µg/L				-	-	-	-	-	-	-	-	-	-	-	-	-	-
	Fenthion	µg/L	0.01			-	-	-	-	-	-	-	-	-	-	-	-	-	-
	Fenpropimorf	µg/L				-	-	-	-	-	-	-	-	-	-	-	-	-	-
	Fluroxypyr	µg/L				-	-	-	-	-	-	-	-	-	-	-	-	-	-
	Flutolanil	µg/L				-	-	-	-	-	-	-	-	-	-	-	-	-	-
	Fonofos	µg/L				-	-	-	-	-	-	-	-	-	-	-	-	-	-
	g-BHC (Lindane)	µg/L	0.01			-	-	-	-	-	-	-	-	-	-	-	-	-	-
	Haloxyfop-methyl	µg/L				-	-	-	-	-	-	-	-	-	-	-	-	-	-
	Thifensulfuron	µg/L				-	-	-	-	-	-	-	-	-	-	-	-	-	-
	Heptachlor	µg/L	0.01	0.03[#1]		-	-	-	-	-	-	-	-	-	-	-	-	-	-
	Hexaconazole	µg/L				-	-	-	-	-	-	-	-	-	-	-	-	-	-
	Hexazinone	µg/L				-	-	-	-	-	-	-	-	-	-	-	-	-	-
	Hydroxyatrazine	µg/L				-	-	-	-	-	-	-	-	-	-	-	-	-	-
	Iprodione	µg/L				-	-	-	-	-	-	-	-	-	-	-	-	-	-
	Isodrin	µg/L	0.01		0.0025[#37]	-	-	-	-	-	-	-	-	-	-	-	-	-	-
	Isoproturon	µg/L			0.3[#2]	-	-	-	-	-	-	-	-	-	-	-	-	-	-
	Linuron	µg/L			0.5[#2]	-	-	-	-	-	-	-	-	-	-	-	-	-	-
	Malathion	µg/L	0.01		0.01[#3]	-	-	-	-	-	-	-	-	-	-	-	-	-	-
	2-Methyl-4-chlorophenoxyacetic acid	µg/L				-	-	-	-	-	-	-	-	-	-	-	-	-	-
	2-Methyl-4-Chlorophenoxy Butanoic Acid	µg/L				-	-	-	-	-	-	-	-	-	-	-	-	-	-
	Mecoprop	µg/L			18[#2]	-	-	-	-	-	-	-	-	-	-	-	-	-	-
	Mefenpyr-diethyl	µg/L				-	-	-	-	-	-	-	-	-	-	-	-	-	-
	Metachlor	µg/L	0.01		0.3[#2]	-	-	-	-	-	-	-	-	-	-	-	-	-	-
	Metalaxyl	µg/L				-	-	-	-	-	-	-	-	-	-	-	-	-	-
	Methamidophos	µg/L				-	-	-	-	-	-	-	-	-	-	-	-	-	-
	Methidathion	µg/L				-	-	-	-	-	-	-	-	-	-	-	-	-	-
	Methiocarb	µg/L			0.01[#3]	-	-	-	-	-	-	-	-	-	-	-	-	-	-
	Methomyl	µg/L				-	-	-	-	-	-	-	-	-	-	-	-	-	-
	Methoxychlor	µg/L	0.01			-	-	-	-	-	-	-	-	-	-	-	-	-	-
	Methoxyfenozide	µg/L				-	-	-	-	-	-	-	-	-	-	-	-	-	-
	Methyl parathion	µg/L	0.01			-	-	-	-	-	-	-	-	-	-	-	-	-	-
	Metolachlor	µg/L				-	-	-	-	-	-	-	-	-	-	-	-	-	-
	Metoxuron	µg/L				-	-	-	-	-	-	-	-	-	-	-	-	-	-
	Metsulfuron Methyl	µg/L				-	-	-	-	-	-	-	-	-	-	-	-	-	-
	Mevinphos (Phosdrin)	µg/L	0.01		0.02(MAC)[#39]	-	-	-	-	-	-	-	-	-	-	-	-	-	-
	Molinate	µg/L				-	-	-	-	-	-	-	-	-	-	-	-	-	-
	Monlinuran	µg/L				-	-	-	-	-	-	-	-	-	-	-	-	-	-
	Monocrotophos	µg/L				-	-	-	-	-	-	-	-	-	-	-	-	-	-
	Napropamide	µg/L				-	-	-	-	-	-	-	-	-	-	-	-	-	-
	Flusilazole (NuStar)	µg/L				-	-	-	-	-	-	-	-	-	-	-	-	-	-

						Investigation Phase	GI	LTM	GI	LTM	GI	GI	LTM	GI	LTM	LTM	GI	GI	LTM	GI
						Location_Code	OH16001	OH16001	OH16001	OH16001	OH16001	OH16002	OH16003	OH16003	OH16003	OH16003	OH16003	OH16003	OH16003	OH16004	OH16004
						Sampled_Date	16/12/2019	07/10/2020	27/02/2020	18/06/2020	07/04/2020	16/12/2019	06/10/2020	22/01/2020	06/10/2020	18/06/2020	07/04/2020	02/03/2020	06/10/2020	17/12/2019
						Sample_Depth	1.00	1.25	2.00	2.70	3.00	0.70	1.40	1.00	1.40	11.00	11.00	11.95	0.75	1.06
				UK Drinking Water Standards (GAC)	UK Freshwater EQS (GAC)															
Chem_Group	**ChemName**	**output unit**	**EQL**																	
	o,p-DDD	µg/L	0.01			-	-	-	-	-	-	-	-	-	-	-	-	-	-	-
	o,p'-DDE	µg/L	0.01			-	-	-	-	-	-	-	-	-	-	-	-	-	-	-
	o,p-Methoxychlor	µg/L	0.04			-	-	-	-	-	-	-	-	-	-	-	-	-	-	-
	Omethoate	µg/L	0.01		0.01[#3]	-	-	-	-	-	-	-	-	-	-	-	-	-	-	-
	Oxamyl	µg/L				-	-	-	-	-	-	-	-	-	-	-	-	-	-	-
	Paclobutrazol	µg/L				-	-	-	-	-	-	-	-	-	-	-	-	-	-	-
	Methyl Paraoxon	µg/L				-	-	-	-	-	-	-	-	-	-	-	-	-	-	-
	Parathion	µg/L	0.01			-	-	-	-	-	-	-	-	-	-	-	-	-	-	-
	Pendimethalin	µg/L	0.01		0.3[#2]	-	-	-	-	-	-	-	-	-	-	-	-	-	-	-
	Imidacloprid	µg/L				-	-	-	-	-	-	-	-	-	-	-	-	-	-	-
	Permethrin	µg/L	0.02		0.001[#3]	-	-	-	-	-	-	-	-	-	-	-	-	-	-	-
	Permethrin II	µg/L	0.02			-	-	-	-	-	-	-	-	-	-	-	-	-	-	-
	Phorate	µg/L	0.01			-	-	-	-	-	-	-	-	-	-	-	-	-	-	-
	Phosmet	µg/L				-	-	-	-	-	-	-	-	-	-	-	-	-	-	-
	Lenacil	µg/L				-	-	-	-	-	-	-	-	-	-	-	-	-	-	-
	Picloram	µg/L				-	-	-	-	-	-	-	-	-	-	-	-	-	-	-
	Picoxystrobin	µg/L				-	-	-	-	-	-	-	-	-	-	-	-	-	-	-
	Pirimicarb	µg/L			1[#3]	-	-	-	-	-	-	-	-	-	-	-	-	-	-	-
	Pirimiphos-methyl	µg/L	0.01		0.015[#3]	-	-	-	-	-	-	-	-	-	-	-	-	-	-	-
	Pirimphos-ethyl	µg/L				-	-	-	-	-	-	-	-	-	-	-	-	-	-	-
	Prochloraz	µg/L			4[#3]	-	-	-	-	-	-	-	-	-	-	-	-	-	-	-
	Profenofos	µg/L				-	-	-	-	-	-	-	-	-	-	-	-	-	-	-
	Promecarb	µg/L				-	-	-	-	-	-	-	-	-	-	-	-	-	-	-
	Prometon	µg/L				-	-	-	-	-	-	-	-	-	-	-	-	-	-	-
	Prometryn	µg/L	0.01			-	-	-	-	-	-	-	-	-	-	-	-	-	-	-
	Pronamide	µg/L	0.01		100[#3]	-	-	-	-	-	-	-	-	-	-	-	-	-	-	-
	Propanil	µg/L				-	-	-	-	-	-	-	-	-	-	-	-	-	-	-
	Propazine	µg/L	0.01			-	-	-	-	-	-	-	-	-	-	-	-	-	-	-
	Propham	µg/L				-	-	-	-	-	-	-	-	-	-	-	-	-	-	-
	Propiconazole	µg/L				-	-	-	-	-	-	-	-	-	-	-	-	-	-	-
	Propoxycarbazone-sodium	µg/L				-	-	-	-	-	-	-	-	-	-	-	-	-	-	-
	Pursuit	µg/L				-	-	-	-	-	-	-	-	-	-	-	-	-	-	-
	Pyriproxyfen	µg/L				-	-	-	-	-	-	-	-	-	-	-	-	-	-	-
	Quinclorac	µg/L				-	-	-	-	-	-	-	-	-	-	-	-	-	-	-
	Quinoxyfen	µg/L				-	-	-	-	-	-	-	-	-	-	-	-	-	-	-
	Savey	µg/L				-	-	-	-	-	-	-	-	-	-	-	-	-	-	-
	Sethoxydim	µg/L				-	-	-	-	-	-	-	-	-	-	-	-	-	-	-
	Simazine	µg/L	0.01		1[#2]	-	-	-	-	-	-	-	-	-	-	-	-	-	-	-
	Tebuthiuron	µg/L				-	-	-	-	-	-	-	-	-	-	-	-	-	-	-
	Terbutryn	µg/L	0.01			-	-	-	-	-	-	-	-	-	-	-	-	-	-	-
	Terbutylazine	µg/L				-	-	-	-	-	-	-	-	-	-	-	-	-	-	-
	Phosalone	µg/L	0.01			-	-	-	-	-	-	-	-	-	-	-	-	-	-	-
	Phosphamidon	µg/L	0.01			-	-	-	-	-	-	-	-	-	-	-	-	-	-	-
	Thiobencarb	µg/L				-	-	-	-	-	-	-	-	-	-	-	-	-	-	-
	Thiophanate-methyl	µg/L				-	-	-	-	-	-	-	-	-	-	-	-	-	-	-
	Triadimefon	µg/L	0.01			-	-	-	-	-	-	-	-	-	-	-	-	-	-	-
	Triadimenol	µg/L				-	-	-	-	-	-	-	-	-	-	-	-	-	-	-
	Triallate	µg/L	0.01		0.25[#3]	-	-	-	-	-	-	-	-	-	-	-	-	-	-	-
	Triasulfuron	µg/L				-	-	-	-	-	-	-	-	-	-	-	-	-	-	-
	Tributyl phosphate	µg/L	0.05		50[#3]	-	-	-	-	-	-	-	-	-	-	-	-	-	-	-
	Triclopyr	µg/L				-	-	-	-	-	-	-	-	-	-	-	-	-	-	-
	Triclosan	µg/L				-	-	-	-	-	-	-	-	-	-	-	-	-	-	-
	Trifluralin	µg/L	0.01		0.03[#2]	-	-	-	-	-	-	-	-	-	-	-	-	-	-	-
	Tebuconazole	µg/L				-	-	-	-	-	-	-	-	-	-	-	-	-	-	-
	Telodrin	µg/L	0.01			-	-	-	-	-	-	-	-	-	-	-	-	-	-	-
	Triazophos	µg/L	0.01		0.005[#3]	-	-	-	-	-	-	-	-	-	-	-	-	-	-	-
	Tricyclazole	µg/L				-	-	-	-	-	-	-	-	-	-	-	-	-	-	-
Surrogate	Surrogate Value	%				78.1	-	-	-	-	112	-	-	-	-	-	-	-	83.8
SVOC TIC	SVOC TICS - Detect	Detect				-	-	-	-	-	-	-	-	-	-	-	-	-	-	-
	SVOC Tentatively Identified Compounds	µg/L	10			-	-	-	-	-	-	-	-	-	-	-	-	-	-	-
VOC TIC	VOC TICs - Detect	Detect				-	-	-	-	-	-	-	-	-	-	-	-	-	-	-
	VOC Tentatively Identified Compounds	µg/l	10			-	-	-	-	-	-	-	-	-	-	-	-	-	-	-
Other	Biochemical Oxygen Demand (5-day test)	µg/L	1000			-	14,100	-	-	-	-	<1000	-	<1000	-	-	-	<1000	-	
	Redox	mV				-	-	-	-	-	-	-	-	-	-	-	-	-	-	-
	Salinity (no units)	PSS-78				-	-	<2	-	-	-	-	-	-	-	-	-	<2	-	-
	Conductivity @ 20oC	µS/cm	5			1970	1990	983	1620	1200	457	1700	2080	1690	1820	2030	1720	1150	1470	
	Total Dissolved Solids (Filtered)	mg/L	10			-	-	809	-	-	-	-	-	-	-	-	1300	-	-	
	Biological Oxygen Demand	mg/L	1			>458	-	27.8	39.4	33.4	<1	-	<1.5	-	<1	<1	1.15	-	<1	
	Chemical Oxygen Demand	mg/L	7			1820	126	155	157	160	28.4	28.7	59.5	35.2	70.4	36.6	32	13.2	46.4	

					Investigation Phase	GI	LTM	GI	LTM	GI	GI	LTM	GI	LTM	LTM	GI	GI	LTM	GI
					Location_Code	OH16001	OH16001	OH16001	OH16001	OH16001	OH16002	OH16003	OH16003	OH16003	OH16003	OH16003	OH16003	OH16004	OH16004
					Sampled_Date	16/12/2019	07/10/2020	27/02/2020	18/06/2020	07/04/2020	16/12/2019	06/10/2020	22/01/2020	06/10/2020	18/06/2020	07/04/2020	02/03/2020	06/10/2020	17/12/2019
					Sample_Depth	1.00	1.25	2.00	2.70	3.00	0.70	1.40	1.00	1.40	11.00	11.00	11.95	0.75	1.06
				UK Drinking Water Standards (GAC)	UK Freshwater EQS (GAC)														
Chem_Group	**ChemName**	**output unit**	**EQL**																
	Dissolved Organic Carbon (Filtered)	µg/L	3000			513,000	35,800	47,400	58,400	52,300	<3000	13,100	9710	13,200	16,600	17,400	12,200	4270	4580
	pH (Lab)	pH_Units	1	6.5-9.5[#1]	6-9(MAC)[#39]	7.84	7.41	8.1	7.64	8.01	8	8.16	8.14	8.05	8.05	7.96	8.38	7.84	8.08

Environmental Standards Comments
#1:Water Supply (Water Quality) Regulations 2016.
#2:Water Framework Directive (Standards and Classification) Directions (England and Wales) 2015.
#3:Operational Targets and EQS. EA, April 2018
#4:Water Framework Directive (Standards & Classification) Directions (England & Wales) 2015. Dissolved fraction. Lowest criteria presented (<40mg/l of CaCO3). See 'further assessment' if criteria exceeded and hardness (CaCO3) data available.
#5:Water Framework Directive (Standards & Classification) Directions (England & Wales) 2015. Dissolved fraction.
#6:Water Framework Directive (Standards and Classification) Directions (England and Wales) 2015. Dissolved Fraction. If hexavalent chromium (CrVI) data is available, a value of 4.7µg/l may be appropriate for the remaining trivalent chromium (CrIII).
#7:Operational Targets and EQS. EA, April 2018. Dissolved fraction.
#8:Water Framework Directive (Standards & Classification) Directions (England & Wales) 2015. Dissolved & bioavailable (bio) fraction plus background. M-BAT tool to assess: http://wfduk.org/resources/rivers-lakes-metal-bioavailability-assessment-tool-m-bat
#9:Water Framework Directive (Standards & Classification) Directions (England & Wales) 2015. Bioavailable (bio) fraction. M-BAT tool to assess: http://wfduk.org/resources/rivers-lakes-metal-bioavailability-assessment-tool-m-bat
#10:Water Framework Directive (Standards and Classification) Directions (England and Wales) 2015. Dissolved Fraction. MAC adopted in absence of AA value.
#11:Guidelines for Drinking-water Quality, 4th Edition. WHO, 2011. Based on taste rather than a formal guideline.
#12:Water Framework Directive (Standards and Classification) Directions (England and Wales) 2015. Indicator of 'good' status (90%ile) - Ammonia standard for lakes and rivers (total ammonia as nitrogen).
#13:Operational Targets and EQS. EA, April 2018. Dissolved fraction. Lowest criteria presented (<50 mg/l CaCO3). See 'further assessment' values if criteria exceeded and hardness (CaCO3) data available.
#14:Water Supply (Water Quality) Regulations 2016. As NO3.
#15:Water Supply (Water Quality) Regulations 2016. As SO4.
#16:Water Supply (Water Quality) Regulations 2016. Value of 0.1µg/l for PAH split between four individual PAH. Requires summation of benzo(b)fluoranthene, benzo(k)fluoranthene, benzo(ghiperylene and indeno(123cd)pyrene to use 0.1µg/l value.
#17:Water Framework Directive (Standards and Classification) Directions (England and Wales) 2015. Benzo(a)pyrene can be considered as a marker for other PAH for comparison with the corresponding AA-EQS in water.
#18:No UK DWS for total petroleum hydrocarbons (TPH), or speciated TPH fractions. A value of 10 µg/l is adopted for sum TPH based on the rescinded Private Water Supply Regulations, 1991.
#19:No UK EQS for total petroleum hydrocarbons (TPH), or speciated TPH fractions. A value of 50 µg/l is adopted for sum TPH protection of surface water based on 50µg/l-1000µg/l (Surface Waters (Abstraction for Drinking Water) Regulations 1989).
#20:Guidelines for Drinking-water Quality, 4th Edition. WHO, 2011
#21:Proposed Environmental Quality Standard, in absence of legislative standard (Ayscough et al., 2002). https://assets.publishing.service.gov.uk/government/uploads/system/uploads/attachment_data/file/291223/sp2-115-tr4-e-e.pdf
#22:Guidelines for Drinking-water Quality, 4th Edition. WHO, 2011. Value of 500µg/l for sum xylenes split between isomers. Requires summation of m,p & o isomers to use 500µg/l value.
#23:Operational Targets and EQS. EA, April 2018. Value of 30µg/l for sum xylenes split between isomers. Requires summation of m,p & o isomers to use 30µg/l value.
#24:The taste and odour threshold of 15µg/l is commonly adopted as a guide.
#25:The taste and odour threshold of 15µg/l is commonly adopted as a guide. In situations where there is no risk to a drinking water supply or aquifer, a PNEC value of 2,600µg/l may be used.
#26:Water Framework Directive (Standards and Classification) Directions (England and Wales) 2015. Value of 140µg/l for tetrachloroethane split between 2 isomers. Requires summation of 2 isomers to use 140µg/l value.
#27:Guidelines for Drinking-water Quality, 4th Edition. WHO, 2011. In Scotland a value of 200µg/l is used (WAT-PS-10-01).
#28:US EPA Regional Screening Levels, May 2019. https://www.epa.gov/risk/regional-screening-levels-rsls-generic-tables
#29:Guidelines for Drinking-water Quality, 4th Edition. WHO, 2011. In Scotland a value of 7µg/l is used (WAT-PS-10-01).
#30:Water Supply (Water Quality) Regulations 2016. Value of 100µg/l for sum trihalomethanes split between individual compounds. Requires summation of chloroform, bromoform, chlorodibromomethane and bromodichloromethane to use 100µg/l value.
#31:Guidelines for Drinking-water Quality, 4th Edition. WHO, 2011. Value of 50µg/l for sum cis & trans-DCE split between isomers. Requires summation of cis & trans-DCE isomers to use 50µg/l value.
#32:Water Supply (Water Quality) Regulations 2016. Value of 10µg/l for sum of TCE & PCE split between individual compounds. Requires summation of TCE & PCE to use 10µg/l value.
#33:Water Framework Directive (Standards and Classification) Directions (England and Wales) 2015. Value of 0.4µg/l for sum isomers split between 3 isomers. Requires summation of isomers to use 0.4µg/l value.
#34:Water Framework Directive (Standards and Classification) Directions (England and Wales) 2015. Value of 20µg/l for sum isomers split between 3 isomers. Requires summation of isomers to use 20µg/l value.
#35:Position statement (WAT-PS-10-01), SEPA August 2014.
#36:Water Framework Directive (Standards and Classification) Directions (England and Wales) 2015. Value of 0.025µg/l for sum DDT isomers split between 4 isomers. Requires summation of 4 isomers to use 0.025µg/l value.
#37:Water Framework Directive (Standards and Classification) Directions (England and Wales) 2015. Value of 0.01µg/l for sum isomers split between 4 isomers. Requires summation of isomers to use 0.01µg/l value.
#38:Water Framework Directive (Standards and Classification) Directions (England and Wales) 2015. Relates to p,p-DDT (CAS 50-29-3)
#39:Operational Targets and EQS. EA, April 2018. Maximum Allowable Concentration (MAC) adopted in absence of Annual Average (AA) value.

Key

<2.5	Result MDL exceeds GAC
16.1	Result exceeds GAC
-	Determinand not tested for

Notes
Where a range is given the determinand has been analysed for by more than one method

					Investigation Phase	GI	GI	LTM	LTM	GI	LTM	GI	GI	LTM	LTM	GI	GI	GI	LTM
					Location_Code	OH16004	OH16004	OH16004	OH16004	OH16004	OH17001	OH17001	OH17004	OH17004	OH17004	OH17004	OH17004	OH17004	OH17004
					Sampled_Date	28/02/2020	07/04/2020	18/06/2020	18/06/2020	06/03/2020	09/06/2020	17/12/2019	22/01/2020	07/10/2020	22/07/2020	03/03/2020	07/04/2020	07/04/2020	19/06/2020
					Sample_Depth	12.00	14.00	15.00	15.00	4.50	16.50	17.40	0.91	1.41	1.58	5.00	5.00	5.00	5.50
				UK Drinking Water Standards (GAC)	UK Freshwater EQS (GAC)														
Chem_Group	**ChemName**	**output unit**	**EQL**																
Metals	Antimony	µg/L	4	5[#1]		-	-	-	-	-	-	-	-	-	-	-	-	-	-
	Arsenic	µg/L	2	10[#1]	50[#2]	-	-	2.3	<2	-	2.2	13.7	9.43	17.5	17.5	-	-	-	19.6
	Arsenic (Filtered)	µg/L	0.5	10[#1]	50[#2]	1.1	0.956	1.26	1.27	-	<0.5	2	-	12.5	15.1	15.1	20.7	19.2	18.2
	Boron	µg/L	20	1000[#1]	2000[#3]	-	-	323	331	-	188	178	120	462	343	-	-	-	300
	Boron (Filtered)	µg/L	10	1000[#1]	2000[#3]	291	346	-	-	-	-	-	-	-	-	268	273	263	-
	Cadmium	µg/L	0.5	5[#1]	0.08[#4]	-	-	<0.5	<0.5	-	<0.5	<0.5	<0.5	<0.5	<0.5	-	-	-	<0.5
	Cadmium (Filtered)	µg/L	0.08	5[#1]	0.08[#4]	<0.08	<0.08	<0.08	<0.08	-	<0.08	<0.08	-	<0.08	<0.08	<0.08	<0.08	<0.08	<0.08
	Chromium (hexavalent) (Filtered)	µg/L	3		3.4[#5]	<3	7.67	<3	<3	-	<3	<3	<3	<3	<3	<3	<3	<3	<3
	Chromium	µg/L	3	50[#1]	3.4[#6]	-	-	6.46	<3	-	12.4	30.6	21.6	8.21	<3	-	-	-	<3
	Chromium (Filtered)	µg/L	1	50[#1]	3.4[#6]	<1	<1	<1	<1	-	1.75	<1	-	<1	<1	<1	<1	1.4	<1
	Chromium (Trivalent) (Filtered)	µg/L	3		4.7[#5]	<3	<3	<3	<3	-	<3	<3	-	<3	<3	<3	<3	<3	<3
	Cobalt (Filtered)	µg/L	0.5		3[#7]	<0.5	1.55	1.22	1.16	-	<0.5	<0.5	-	1.97	5.66	0.742	4.93	6.19	4.19
	Copper	µg/L	1	2000[#1]	1(bio)[#8]	-	-	7.18	1.87	-	9.1	54.5	16.3	5.87	<1	-	-	-	1.23
	Copper (Filtered)	µg/L	0.3	2000[#1]	1(bio)[#8]	1.32	<0.3	<0.3	<0.3	-	<0.3	2.5	-	<0.3	<0.3	<0.3	0.347	1.38	<0.3
	Iron (Filtered)	µg/L	19	200[#1]	1000[#2]	44.2	39.1	22.3	40.8	-	<19	<19	-	5220	4530	1820	3610	4430	4210
	Lead	µg/L	1	10[#1]	1.2(bio)[#8]	-	-	-	-	-	-	19.1	12.3	-	-	-	-	-	-
	Lead (Filtered)	µg/L	0.2	10[#1]	1.2(bio)[#8]	0.243	<0.2	<0.2	<0.2	-	<0.2	<0.2	-	<0.2	<0.2	<0.2	<0.2	2.04	<0.2
	Manganese	µg/L	1	50[#1]	123(bio)[#9]	-	-	178	162	-	58.6	267	1270	5100	5650	-	-	-	5120
	Manganese (Filtered)	µg/L	3	50[#1]	123(bio)[#9]	76.1	181	166	165	-	18	<3	-	5290	5350	3950	3930	3870	5260
	Mercury	µg/L	0.02	1[#1]	0.07(MAC)[#10]	-	-	<0.02	<0.02	-	<0.02	0.0224	0.0336	<0.02	<0.02	-	-	-	<0.02
	Mercury (Filtered)	µg/L	0.01	1[#1]	0.07(MAC)[#10]	<0.01	<0.01	<0.01	<0.01	-	<0.01	<0.01	-	<0.01	<0.01	<0.01	<0.01	<0.01	<0.01
	Molybdenum	µg/L	9	70[#11]		-	-	-	-	-	-	-	-	-	-	-	-	-	-
	Nickel	µg/L	1	20[#1]	4(bio)[#8]	-	-	9.9	6.25	-	6.29	42.3	22.8	11.7	6.62	-	-	-	5.31
	Nickel (Filtered)	µg/L	0.4	20[#1]	4(bio)[#8]	5.47	16.2	3.19	3.24	-	<0.4	0.995	-	1.74	7.38	1.42	6.61	8.97	3.96
	Selenium	µg/L	1	10[#1]		-	-	<1	<1	-	<1	2.18	<1	1.05	<1	-	-	-	<1
	Selenium (Filtered)	µg/L	1	10[#1]		<1	<1	-	-	-	-	<1	-	-	-	<1	<1	<1	-
	Strontium (Filtered)	µg/L	1			3360	-	-	-	-	-	-	-	-	-	-	-	-	-
	Vanadium	µg/L	5		20[#12]	-	-	-	-	-	-	-	-	-	-	-	-	-	-
	Zinc	µg/L	5	3000[#11]	10.9(bio)[#8]	-	-	31.3	11.4	-	42.6	172	99.2	61.3	9.69	-	-	-	18.1
	Zinc (Filtered)	µg/L	1	3000[#11]	10.9(bio)[#8]	27.5	3.64	-	-	-	-	126	-	-	-	<1	1.85	10.1	-
Inorganics	Total Hardness	mg/l	0.35			425	377	294	291	-	140	269	552	1650	1780	1290	1490	1340	1490
	Alkalinity (Bicarbonate as CaCO3)	mg/L	2			260	255	255	260	-	210	210	281	589	565	595	545	585	615
	Alkalinity (Bicarbonate) as HCO3	mg/L	2			317	311	311	317	-	256	220	343	-	689	726	665	714	750
	Alkalinity (total) as CaCO3	mg/L	2			-	-	-	-	-	-	-	-	-	-	-	-	-	-
	Ammoniacal Nitrogen as N (Filtered)	mg/L	0.01		0.6[#12]	0.14	1.01	1.19	1.2	-	0.934	0.907	0.243	1.17	0.948	0.266	0.494	0.522	0.964
	Ammoniacal Nitrogen as NH3 (Filtered)	mg/L	0.01			-	-	-	-	-	-	-	-	-	-	-	-	-	-
	Bromide (Filtered)	mg/L	0.06			0.347	-	-	-	-	-	-	-	-	-	-	-	-	-
	Calcium (Filtered)	mg/L	0.2			90.3	73.1	66.3	66.9	-	25.7	2.77	-	322	336	297	284	272	343
	Chloride (Filtered)	mg/L	2	250[#1]	250[#3]	134	130	125	126	-	32.1	32.4	67.8	50.2	44.6	50.5	47.8	47.7	48.1
	Cyanide (Free) (Filtered)	µg/L	2.5	50[#1]	1[#2]	<2.5	<2.5	<2.5	<2.5	-	<2.5	<2.5	<2.5	<2.5	<2.5	<2.5	<2.5	<2.5	<2.5
	Cyanide Total (Filtered)	µg/L	5	50[#1]	1[#2]	<5	<5	<5	<5	-	<5	<5	<5	<5	<5	<5	<5	<5	<5
	cyanides-complex (Filtered)	µg/L	5	50[#1]	1[#2]	<5	<5	<5	<5	-	<5	<5	<5	<5	<5	<5	<5	<5	<5
	Fluoride (Filtered)	µg/L	500	1500[#1]	1000[#13]	<500	<500	<500	<500	-	<500	<500	<500	<500	578	527	542	<500	582
	Iodide	mg/L				<0.1	-	-	-	-	-	-	-	-	-	-	-	-	-
	Magnesium (Filtered)	mg/L	0.036			45	40.7	34.1	34.9	-	14.6	0.185	-	185	206	145	156	153	183
	Nitrate (as N) (Filtered)	mg/L	0.0677			-	-	-	-	-	-	-	-	-	-	-	-	-	-
	Nitrate (as NO3-) (Filtered)	mg/L	0.3	50(NO3)[#14]		9.86	0.812	<0.3	<0.3	-	<0.3	<0.3	9.38	<0.3	<0.3	<0.3	0.693	0.303	<0.3
	Phosphorus	µg/L	20			-	-	126	47.2	-	137	-	-	292	203	-	-	-	192
	Phosphorus (Filtered)	µg/L	10			-	-	<10	<10	-	<10	-	-	155	182	-	-	-	170
	Potassium (Filtered)	mg/L	0.2			15.8	16	16.1	16.4	-	10.1	15	-	12.2	11.1	10.3	11.2	11.3	11.2
	Sodium (Filtered)	mg/L	0.076	200[#1]		196	202	191	197	-	84.7	149	-	228	259	266	247	238	241
	Sulphate (Filtered)	mg/L	2	250(SO4)[#15]	400[#3]	383	390	322	317	-	60.2	67.1	753	1600	1500	1220	1140	1190	1430
	Orthophosphate as P (Filtered)	µg/L	20			120	<20	-	-	-	-	-	-	-	-	<20	<20	<20	-
PAH	Naphthalene	µg/L	0.01		2[#2]	<0.01	<0.01	<0.01	0.0945	-	0.0262	0.0288	0.261	0.477	0.299	0.0892	<0.01	<0.01	0.421
	Acenaphthene	µg/L	0.005		No UK EQS	<0.005	<0.005	<0.005	<0.005	-	0.00669	0.0288	0.229	0.077	0.0624	0.101	<0.005	<0.005	0.165
	Acenaphthylene	µg/L	0.005		No UK EQS	<0.005	<0.005	<0.005	<0.005	-	<0.005	<0.005	0.00852	<0.01	<0.01	0.01	<0.005	<0.005	<0.005
	Fluoranthene	µg/L	0.005		0.0063[#2]	0.00992	<0.005	<0.005	<0.005	-	<0.005	0.0112	0.242	<0.01	<0.01	0.026	0.00812	0.00926	<0.005
	Anthracene	µg/L	0.005		0.1[#2]	<0.005	<0.005	<0.005	<0.005	-	<0.005	<0.005	0.037	<0.01	<0.01	0.00656	<0.005	<0.005	<0.005
	Phenanthrene	µg/L	0.005		No UK EQS	<0.005	<0.005	<0.005	<0.005	-	0.00974	0.0323	0.557	<0.01	<0.01	0.0907	<0.005	<0.005	0.00868
	Fluorene	µg/L	0.005		No UK EQS	<0.005	<0.005	<0.005	<0.005	-	<0.005	0.0124	0.23	0.0243	0.013	0.0743	<0.005	<0.005	0.0732
	Chrysene	µg/L	0.005		No UK EQS	<0.005	<0.005	<0.005	<0.005	-	<0.005	0.0145	0.0374	<0.01	<0.01	<0.005	<0.005	<0.005	<0.005
	Pyrene	µg/L	0.005		No UK EQS	0.0111	<0.005	0.00596	<0.005	-	<0.005	0.00856	0.155	<0.01	<0.01	0.02	0.0138	0.0118	<0.005
	Benzo(a)anthracene	µg/L	0.005		No UK EQS	<0.005	<0.005	<0.005	<0.005	-	<0.005	<0.005	0.0309	<0.01	<0.01	<0.005	<0.005	<0.005	<0.005
	Benzo(b)fluoranthene	µg/L	0.005	0.025[#16]	See BaP[#17]	0.0114	<0.005	<0.005	<0.005	-	<0.005	0.0135	0.0469	<0.01	<0.01	<0.005	<0.005	<0.005	<0.005
	Benzo(k)fluoranthene	µg/L	0.005	0.025[#16]	See BaP[#17]	0.00644	<0.005	<0.005	<0.005	-	<0.005	<0.005	0.0191	<0.01	<0.01	<0.005	<0.005	<0.005	<0.005
	Benzo(a)pyrene	µg/L	0.002	0.01[#1]	0.00017[#17]	0.0079	<0.002	<0.002	<0.002	-	<0.002	<0.002	0.0254	<0.004	<0.004	<0.002	<0.002	<0.002	<0.002
	Dibenz(a,h)anthracene	µg/L	0.005		No UK EQS	<0.005	<0.005	<0.005	<0.005	-	<0.005	<0.005	<0.005	<0.01	<0.01	<0.005	<0.005	<0.005	<0.005
	Benzo(g,h,i)perylene	µg/L	0.005	0.025[#16]	See BaP[#17]	<0.005	<0.005	<0.005	<0.005	-	<0.005	<0.005	0.0302	<0.01	<0.01	<0.005	<0.005	<0.005	<0.005
	Indeno(1,2,3-c,d)pyrene	µg/L	0.005	0.025[#16]	See BaP[#17]	<0.005	<0.005	<0.005	<0.005	-	<0.005	0.0207	0.0177	<0.01	<0.01	<0.005	<0.005	<0.005	<0.005
	PAH 16 Total	µg/L	0.082			<0.082	<0.082	<0.082	0.0945	-	<0.082	0.171	1.93	0.578	0.374	0.418	<0.082	<0.082	0.668

					Investigation Phase	GI	GI	LTM	LTM	GI	LTM	GI	GI	LTM	LTM	GI	GI	GI	LTM
					Location_Code	OH16004	OH16004	OH16004	OH16004	OH16004	OH17001	OH17001	OH17004	OH17004	OH17004	OH17004	OH17004	OH17004	OH17004
					Sampled_Date	28/02/2020	07/04/2020	18/06/2020	18/06/2020	06/03/2020	09/06/2020	17/12/2019	22/01/2020	07/10/2020	22/07/2020	03/03/2020	07/04/2020	07/04/2020	19/06/2020
					Sample_Depth	12.00	14.00	15.00	15.00	4.50	16.50	17.40	0.91	1.41	1.58	5.00	5.00	5.00	5.50
				UK Drinking Water Standards (GAC)	UK Freshwater EQS (GAC)														
Chem_Group	**ChemName**	**output unit**	**EQL**																
TPH CWG	>C5-C6 Aliphatics	µg/L	10	See TPH	See TPH	<10	<10	<10	<10	-	<10	<10	<10	<10	<10	<10	<10	<10	<10
	>C6-C8 Aliphatics	µg/L	10	See TPH	See TPH	<10	<10	<10	<10	-	<10	<10	<10	<10	<10	<10	<10	<10	<10
	>C8-C10 Aliphatics	µg/L	10	See TPH	See TPH	<10	<10	<10	<10	-	<10	<10	<10	<10	<10	<10	<10	<10	<10
	>C10-C12 Aliphatics	µg/L	10	See TPH	See TPH	<10	<10	<10	<10	-	<10	<10	<10	<10	<10	<10	<10	<10	<10
	>C12-C16 Aliphatics	µg/L	10	See TPH	See TPH	<10	<10	<10	<10	-	<10	<10	<10	<20	<20	<10	<10	<10	<10
	>C16-C21 Aliphatics	µg/L	10	See TPH	See TPH	<10	<10	<10	<10	-	<10	<10	12	<20	<20	<10	<10	<10	<10
	>C21-C35 Aliphatics	µg/L	10	See TPH	See TPH	<10	<10	<10	<10	-	<10	<10	<10	<20	<20	<10	<10	<10	<10
	>C16-C35 Aliphatics	µg/L	10			<10	<10	<10	<10	-	<10	<10	12	<20	<20	<10	<10	<10	<10
	Total Aliphatics >C12-C35	µg/L	10			<10	<10	<10	<10	-	<10	<10	12	<20	<20	<10	<10	<10	<10
	>EC5-EC7 Aromatics	µg/L	10	See TPH	See TPH	-	-	-	-	-	-	-	-	-	-	-	-	-	-
	>EC6-EC7 Aromatics	µg/L	10			<10	<10	<10	<10	-	<10	<10	<10	<10	<10	<10	<10	<10	<10
	>EC7-EC8 Aromatics	µg/L	10	See TPH	See TPH	<10	<10	<10	<10	-	<10	<10	<10	<10	<10	<10	<10	<10	<10
	>EC8-EC10 Aromatics	µg/L	10	See TPH	See TPH	<10	<10	<10	<10	-	<10	<10	<10	<10	<10	<10	<10	<10	<10
	>EC10-EC12 Aromatics	µg/L	10	See TPH	See TPH	<10	<10	<10	<10	-	<10	<10	<10	<10	<10	<10	<10	<10	<10
	>EC12-EC16 Aromatics	µg/L	10	See TPH	See TPH	<10	<10	<10	<10	-	<10	<10	<10	<20	<20	<10	<10	<10	<10
	>EC16-EC21 Aromatics	µg/L	10	See TPH	See TPH	<10	<10	<10	<10	-	<10	<10	<10	<20	<20	<10	<10	<10	<10
	>EC21-EC35 Aromatics	µg/L	10	See TPH	See TPH	<10	<10	<10	<10	-	15	<10	77	<20	<20	<10	<10	<10	<10
	Total Aromatics >EC12-EC35	µg/L	10			<10	<10	<10	<10	-	15	<10	77	<20	<20	<10	<10	<10	<10
	TPH >C5-C35 Aliphatics/Aromatics	µg/L	10	|10[#18]	|50[#19]	<10	<10	<10	<10	-	16	<10	91	16	<10	<10	<10	10	<10
TPH	>C8-C10	µg/L	10			-	-	-	-	-	-	-	-	-	-	-	-	-	-
	GRO >C7-8	µg/L	10			-	-	-	-	-	-	-	-	-	-	-	-	-	-
	EPH/TPH >C10-12	µg/L	200			-	-	-	-	-	-	-	-	-	-	-	-	-	-
	EPH/TPH >C12-16	µg/L	200			-	-	-	-	-	-	-	-	-	-	-	-	-	-
	EPH/TPH >C16-21	µg/L	200			-	-	-	-	-	-	-	-	-	-	-	-	-	-
	EPH/TPH >C35-40	µg/L	200			-	-	-	-	-	-	-	-	-	-	-	-	-	-
	EPH >C10-40	µg/L	200			-	-	-	-	-	-	-	-	-	-	-	-	-	-
	EPH/TPH >C21-28	µg/L	200			-	-	-	-	-	-	-	-	-	-	-	-	-	-
	EPH/TPH >C28-35	µg/L	200			-	-	-	-	-	-	-	-	-	-	-	-	-	-
	Total EPH C6-40	µg/L	100			-	-	-	-	-	-	-	-	-	-	-	-	-	-
	GRO >C5-12	µg/L	50			<50	<50	<50	<50	-	<50	<50	<50	<50	<50	<50	<50	<50	<50
	GRO>C10-12	µg/L	10			-	-	-	-	-	-	-	-	-	-	-	-	-	-
	GRO >C5-6	µg/L	10			-	-	-	-	-	-	-	-	-	-	-	-	-	-
	GRO >C6-7	µg/L	10			-	-	-	-	-	-	-	-	-	-	-	-	-	-
BTEX and MTBE	Benzene	µg/L	1	1[#1]	10[#2]	<7	<7	<7	<7	-	<7	<7	<7	<7	<7	<7	<7	<7	<7
	Toluene	µg/L	1	700[#20]	74[#2]	<4	<4	<4	<4	-	<4	<4	<4	<4	<4	<4	<4	<4	<4
	Ethylbenzene	µg/L	1	300[#20]	20[#21]	<5	<5	<5	<5	-	<5	<5	<5	<5	<5	<5	<5	<5	<5
	Xylene (m & p)	µg/L	1	250[#22]	15[#23]	<8	<8	<8	<8	-	<8	<8	<8	<8	<8	<8	<8	<8	<8
	Xylene (o)	µg/L	1	250[#22]	15[#23]	<3	<3	<3	<3	-	<3	<3	<3	<3	<3	<3	<3	<3	<3
	Xylene Total	µg/L	2	500[#20]	30[#3]	<11	<11	<11	<11	-	<11	<11	<11	<11	<11	<11	<11	<11	<11
	MTBE	µg/L	1	15[#24]	15[#25]	<3	<3	<3	<3	-	<3	<3	<3	<3	<3	<3	<3	<3	<3
	Total BTEX	µg/L	28			<28	<28	<28	<28	-	<28	<28	<28	<28	<28	<28	<28	<28	<28
VOC	Styrene	µg/L	1		50[#3]	-	-	-	-	-	-	-	-	-	-	-	-	-	-
	cis-1,3-dichloropropene	µg/L	1			-	-	-	-	-	-	-	-	-	-	-	-	-	-
	trans-1,3-dichloropropene	µg/L	1			-	-	-	-	-	-	-	-	-	-	-	-	-	-
	1,1,1,2-tetrachloroethane	µg/L	1		70[#26]	-	-	-	-	-	-	-	-	-	-	-	-	-	-
	1,1,1-trichloroethane	µg/L	1	2000[#27]	100[#3]	-	-	-	-	-	-	-	-	-	-	-	-	-	-
	1,1,2,2-tetrachloroethane	µg/L	1		70[#26]	-	-	-	-	-	-	-	-	-	-	-	-	-	-
	1,1,2-trichloroethane	µg/L	1		400[#3]	-	-	-	-	-	-	-	-	-	-	-	-	-	-
	1,1-dichloroethane	µg/L	1	2.8[#28]		-	-	-	-	-	-	-	-	-	-	-	-	-	-
	1,1-dichloroethene	µg/L	1	140[#29]		-	-	-	-	-	-	-	-	-	-	-	-	-	-
	1,1-dichloropropene	µg/L	1			-	-	-	-	-	-	-	-	-	-	-	-	-	-
	1,2,3-trichloropropane	µg/L	1			-	-	-	-	-	-	-	-	-	-	-	-	-	-
	1,2,4-trimethylbenzene	µg/L	1			-	-	-	-	-	-	-	-	-	-	-	-	-	-
	1,2-dibromo-3-chloropropane	µg/L	1			-	-	-	-	-	-	-	-	-	-	-	-	-	-
	1,2-dibromoethane	µg/L	1			-	-	-	-	-	-	-	-	-	-	-	-	-	-
	1,2-dichloroethane	µg/L	1	3[#1]	10[#2]	-	-	-	-	-	-	-	-	-	-	-	-	-	-
	1,2-dichloropropane	µg/L	1			-	-	-	-	-	-	-	-	-	-	-	-	-	-
	1,3,5-trimethylbenzene	µg/L	1			-	-	-	-	-	-	-	-	-	-	-	-	-	-
	1,3-dichloropropane	µg/L	1			-	-	-	-	-	-	-	-	-	-	-	-	-	-
	2,2-dichloropropane	µg/L	1			-	-	-	-	-	-	-	-	-	-	-	-	-	-
	2-chlorotoluene	µg/L	1			-	-	-	-	-	-	-	-	-	-	-	-	-	-
	4-chlorotoluene	µg/L	1			-	-	-	-	-	-	-	-	-	-	-	-	-	-
	Bromobenzene	µg/L	1			-	-	-	-	-	-	-	-	-	-	-	-	-	-
	Bromochloromethane	µg/L	1			-	-	-	-	-	-	-	-	-	-	-	-	-	-
	Bromodichloromethane	µg/L	1	25[#30]		-	-	-	-	-	-	-	-	-	-	-	-	-	-
	Bromoform	µg/L	1	25[#30]		-	-	-	-	-	-	-	-	-	-	-	-	-	-
	Bromomethane	µg/L	1			-	-	-	-	-	-	-	-	-	-	-	-	-	-
	Carbon disulfide	µg/L	1			-	-	-	-	-	-	-	-	-	-	-	-	-	-
	Carbon tetrachloride	µg/L	1	3[#1]	12[#2]	-	-	-	-	-	-	-	-	-	-	-	-	-	-

					Investigation Phase	GI	GI	LTM	LTM	GI	LTM	GI	GI	LTM	LTM	GI	GI	GI	LTM
					Location_Code	OH16004	OH16004	OH16004	OH16004	OH16004	OH17001	OH17001	OH17004	OH17004	OH17004	OH17004	OH17004	OH17004	OH17004
					Sampled_Date	28/02/2020	07/04/2020	18/06/2020	18/06/2020	06/03/2020	09/06/2020	17/12/2019	22/01/2020	07/10/2020	22/07/2020	03/03/2020	07/04/2020	07/04/2020	19/06/2020
					Sample_Depth	12.00	14.00	15.00	15.00	4.50	16.50	17.40	0.91	1.41	1.58	5.00	5.00	5.00	5.50
				UK Drinking Water Standards (GAC)	UK Freshwater EQS (GAC)														
Chem_Group	**ChemName**	**output unit**	**EQL**																
	Chlorodibromomethane	µg/L	1	25[#30]		-	-	-	-	-	-	-	-	-	-	-	-	-	-
	Chloroethane	µg/L	1			-	-	-	-	-	-	-	-	-	-	-	-	-	-
	Chloroform	µg/L	1	25[#30]	2.5[#2]	-	-	-	-	-	-	-	-	-	-	-	-	-	-
	Chloromethane	µg/L	1			-	-	-	-	-	-	-	-	-	-	-	-	-	-
	cis-1,2-dichloroethene	µg/L	1	25[#31]		-	-	-	-	-	-	-	-	-	-	-	-	-	-
	Dibromomethane	µg/L	1			-	-	-	-	-	-	-	-	-	-	-	-	-	-
	Dichlorodifluoromethane	µg/L	1			-	-	-	-	-	-	-	-	-	-	-	-	-	-
	Dichloromethane	µg/L	3		20[#2]	-	-	-	-	-	-	-	-	-	-	-	-	-	-
	Isopropylbenzene	µg/L	1			-	-	-	-	-	-	-	-	-	-	-	-	-	-
	n-butylbenzene	µg/L	1			-	-	-	-	-	-	-	-	-	-	-	-	-	-
	n-propylbenzene	µg/L	1			-	-	-	-	-	-	-	-	-	-	-	-	-	-
	p-isopropyltoluene	µg/L	1			-	-	-	-	-	-	-	-	-	-	-	-	-	-
	sec-butylbenzene	µg/L	1			-	-	-	-	-	-	-	-	-	-	-	-	-	-
	Trichloroethene	µg/L	1	5[#32]	10[#2]	-	-	-	-	-	-	-	-	-	-	-	-	-	-
	tert-butylbenzene	µg/L	1			-	-	-	-	-	-	-	-	-	-	-	-	-	-
	Tetrachloroethene	µg/L	1	5[#32]	10[#2]	-	-	-	-	-	-	-	-	-	-	-	-	-	-
	trans-1,2-dichloroethene	µg/L	1	25[#31]		-	-	-	-	-	-	-	-	-	-	-	-	-	-
	Trichlorofluoromethane	µg/L	1			-	-	-	-	-	-	-	-	-	-	-	-	-	-
	Vinyl chloride	µg/L	1	0.5[#1]		-	-	-	-	-	-	-	-	-	-	-	-	-	-
	tert-Amyl methyl ether	µg/L	1			-	-	-	-	-	-	-	-	-	-	-	-	-	-
VOC/SVOC	1,2,3-trichlorobenzene	µg/L	0.01		0.13[#33]	-	-	-	-	-	-	-	-	-	-	-	-	-	-
	1,2,4-trichlorobenzene	µg/L	0.01		0.13[#33]	-	-	-	-	-	-	-	-	-	-	-	-	-	-
	1,2-dichlorobenzene	µg/L	1		6.7[#34]	-	-	-	-	-	-	-	-	-	-	-	-	-	-
	1,3,5-Trichlorobenzene	µg/L	0.01		0.13[#33]	-	-	-	-	-	-	-	-	-	-	-	-	-	-
	1,3-dichlorobenzene	µg/L	1		6.7[#34]	-	-	-	-	-	-	-	-	-	-	-	-	-	-
	1,4-dichlorobenzene	µg/L	1		6.7[#34]	-	-	-	-	-	-	-	-	-	-	-	-	-	-
	Chlorobenzene	µg/L	1	100[#35]		-	-	-	-	-	-	-	-	-	-	-	-	-	-
	Hexachlorobutadiene	µg/L	0.01		0.6(MAC)[#10]	-	-	-	-	-	-	-	-	-	-	-	-	-	-
SVOC	4-bromophenyl phenyl ether	µg/L	1			-	-	-	-	-	-	-	-	-	-	-	-	-	-
	4-nitroaniline	µg/L	1			-	-	-	-	-	-	-	-	-	-	-	-	-	-
	4-nitrophenol	µg/L	1			-	-	-	-	-	-	-	-	-	-	-	-	-	-
	2,4,5-trichlorophenol	µg/L	1			-	-	-	-	-	-	-	-	-	-	-	-	-	-
	2,4,6-trichlorophenol	µg/L	1			-	-	-	-	-	-	-	-	-	-	-	-	-	-
	2,4-dichlorophenol	µg/L	1		4.2[#2]	-	-	-	-	-	-	-	-	-	-	-	-	-	-
	2,4-dimethylphenol	µg/L	1			-	-	-	-	-	-	-	-	-	-	-	-	-	-
	2,4-dinitrotoluene	µg/L	1			-	-	-	-	-	-	-	-	-	-	-	-	-	-
	2,6-dinitrotoluene	µg/L	1			-	-	-	-	-	-	-	-	-	-	-	-	-	-
	2-chloronaphthalene	µg/L	1			-	-	-	-	-	-	-	-	-	-	-	-	-	-
	2-chlorophenol	µg/L	1		50[#3]	-	-	-	-	-	-	-	-	-	-	-	-	-	-
	2-methylnaphthalene	µg/L	1			-	-	-	-	-	-	-	-	-	-	-	-	-	-
	2-methylphenol	µg/L	1			-	-	-	-	-	-	-	-	-	-	-	-	-	-
	2-nitroaniline	µg/L	1			-	-	-	-	-	-	-	-	-	-	-	-	-	-
	2-nitrophenol	µg/L	1			-	-	-	-	-	-	-	-	-	-	-	-	-	-
	3-nitroaniline	µg/L	1			-	-	-	-	-	-	-	-	-	-	-	-	-	-
	4,6-Dinitro-2-methylphenol	µg/L				-	-	-	-	-	-	-	-	-	-	-	-	-	-
	4-chloro-3-methylphenol	µg/L	1		40[#3]	-	-	-	-	-	-	-	-	-	-	-	-	-	-
	4-chloroaniline	µg/L	1			-	-	-	-	-	-	-	-	-	-	-	-	-	-
	4-chlorophenyl phenyl ether	µg/L	1			-	-	-	-	-	-	-	-	-	-	-	-	-	-
	4-methylphenol	µg/L	1			-	-	-	-	-	-	-	-	-	-	-	-	-	-
	Azobenzene	µg/L	1			-	-	-	-	-	-	-	-	-	-	-	-	-	-
	Bis(2-chloroethoxy) methane	µg/L	1			-	-	-	-	-	-	-	-	-	-	-	-	-	-
	Bis(2-chloroethyl)ether	µg/L	1			-	-	-	-	-	-	-	-	-	-	-	-	-	-
	Bis(2-ethylhexyl) phthalate	µg/L	2		1.3[#2]	-	-	-	-	-	-	-	-	-	-	-	-	-	-
	Butyl benzyl phthalate	µg/L	1		7.5[#2]	-	-	-	-	-	-	-	-	-	-	-	-	-	-
	Carbazole	µg/L	1			-	-	-	-	-	-	-	-	-	-	-	-	-	-
	Dibenzofuran	µg/L	1			-	-	-	-	-	-	-	-	-	-	-	-	-	-
	Diethylphthalate	µg/L	1		200[#3]	-	-	-	-	-	-	-	-	-	-	-	-	-	-
	Dimethyl phthalate	µg/L	1		800[#3]	-	-	-	-	-	-	-	-	-	-	-	-	-	-
	Di-n-butyl phthalate	µg/L	1		8[#3]	-	-	-	-	-	-	-	-	-	-	-	-	-	-
	Di-n-octyl phthalate	µg/L	5		20[#3]	-	-	-	-	-	-	-	-	-	-	-	-	-	-
	Hexachlorobenzene	µg/L	0.01		0.05(MAC)[#10]	-	-	-	-	-	-	-	-	-	-	-	-	-	-
	Hexachlorocyclopentadiene	µg/L	1			-	-	-	-	-	-	-	-	-	-	-	-	-	-
	Hexachloroethane	µg/L	1			-	-	-	-	-	-	-	-	-	-	-	-	-	-
	Isophorone	µg/L	1			-	-	-	-	-	-	-	-	-	-	-	-	-	-
	Nitrobenzene	µg/L	1			-	-	-	-	-	-	-	-	-	-	-	-	-	-
	N-nitrosodi-n-propylamine	µg/L	1			-	-	-	-	-	-	-	-	-	-	-	-	-	-
	Pentachlorobenzene	µg/L	0.01		0.007[#2]	-	-	-	-	-	-	-	-	-	-	-	-	-	-
	Pentachloronitrobenzene	µg/L	0.01			-	-	-	-	-	-	-	-	-	-	-	-	-	-
	Pentachlorophenol	µg/L	1		0.4[#2]	-	-	-	-	-	-	-	-	-	-	-	-	-	-

						Investigation Phase	GI	GI	LTM	LTM	GI	LTM	GI	GI	LTM	LTM	GI	GI	GI	LTM
						Location_Code	OH16004	OH16004	OH16004	OH16004	OH16004	OH17001	OH17001	OH17004	OH17004	OH17004	OH17004	OH17004	OH17004	OH17004
						Sampled_Date	28/02/2020	07/04/2020	18/06/2020	18/06/2020	06/03/2020	09/06/2020	17/12/2019	22/01/2020	07/10/2020	22/07/2020	03/03/2020	07/04/2020	07/04/2020	19/06/2020
						Sample_Depth	12.00	14.00	15.00	15.00	4.50	16.50	17.40	0.91	1.41	1.58	5.00	5.00	5.00	5.50
				UK Drinking Water Standards (GAC)	UK Freshwater EQS (GAC)															
Chem_Group	**ChemName**	**output unit**	**EQL**																	
PCB	Heptachlorobiphenyl, 2,3,3,4,4,5,5- (PCB 189)	µg/L	0.015			-	-	-	-	-	-	-	-	-	-	-	-	-	-	-
	Hexachlorobiphenyl, 2,3,3,4,4,5- (PCB 156)	µg/L	0.015			-	-	-	-	-	-	-	-	-	-	-	-	-	-	-
	Hexachlorobiphenyl, 2,3,3,4,4,5- (PCB 157)	µg/L	0.015			-	-	-	-	-	-	-	-	-	-	-	-	-	-	-
	Hexachlorobiphenyl, 2,3,4,4,5,5- (PCB 167)	µg/L	0.015			-	-	-	-	-	-	-	-	-	-	-	-	-	-	-
	Hexachlorobiphenyl, 3,3,4,4,5,5- (PCB 169)	µg/L	0.015			-	-	-	-	-	-	-	-	-	-	-	-	-	-	-
	PCB 101	µg/L	0.015			-	-	-	-	-	-	-	-	-	-	-	-	-	-	-
	PCB 118	µg/L	0.015			-	-	-	-	-	-	-	-	-	-	-	-	-	-	-
	PCB 138	µg/L	0.015			-	-	-	-	-	-	-	-	-	-	-	-	-	-	-
	PCB 153	µg/L	0.015			-	-	-	-	-	-	-	-	-	-	-	-	-	-	-
	PCB 180	µg/L	0.015			-	-	-	-	-	-	-	-	-	-	-	-	-	-	-
	PCB 28	µg/L	0.015			-	-	-	-	-	-	-	-	-	-	-	-	-	-	-
	PCB 52	µg/L	0.015			-	-	-	-	-	-	-	-	-	-	-	-	-	-	-
	Pentachlorobiphenyl, 2,3,3,4,4- (PCB 105)	µg/L	0.015			-	-	-	-	-	-	-	-	-	-	-	-	-	-	-
	Pentachlorobiphenyl, 2,3,4,4,5- (PCB 114)	µg/L	0.015			-	-	-	-	-	-	-	-	-	-	-	-	-	-	-
	Pentachlorobiphenyl, 2,3,4,4,5- (PCB 123)	µg/L	0.015			-	-	-	-	-	-	-	-	-	-	-	-	-	-	-
	Pentachlorobiphenyl, 3,3,4,4,5- (PCB 126)	µg/L	0.015			-	-	-	-	-	-	-	-	-	-	-	-	-	-	-
	Tetrachlorobiphenyl, 3,3,4,4- (PCB 77)	µg/L	0.015			-	-	-	-	-	-	-	-	-	-	-	-	-	-	-
	Tetrachlorobiphenyl, 3,4,4,5- (PCB 81)	µg/L	0.015			-	-	-	-	-	-	-	-	-	-	-	-	-	-	-
	Total PCB 7 Congeners	µg/L	0.105			-	-	-	-	-	-	-	-	-	-	-	-	-	-	-
	Total PCB WHO 12	µg/L	0.18			-	-	-	-	-	-	-	-	-	-	-	-	-	-	-
Phenolics	Xylenols (Filtered)	µg/L	0.5			<0.5	<0.5	0.82	0.75	-	<0.5	<0.5	<0.5	<0.5	<0.5	<1	<0.5	<0.5	0.94	
	Cresol Total (Filtered)	µg/L	0.5			<0.5	<0.5	<0.5	<0.5	-	<0.5	<0.5	<0.5	<0.5	<0.5	<1	<0.5	<0.5	<0.5	
	Phenol	µg/L	1	5800[#28]	7.7[#2]	-	-	-	-	-	-	-	-	-	-	-	-	-	-	
	Phenol (Filtered)	µg/L	0.5	5800[#28]	7.7[#2]	<0.5	0.58	<0.5	<0.5	-	<0.5	<0.5	6.79	<0.5	<0.5	<3	<0.5	0.59	<0.5	
	Phenols Monohydric (Filtered)	µg/L	0.5			<0.5	0.58	0.82	0.75	-	<0.5	<0.5	6.79	<0.5	<0.5	<5	<0.5	0.59	0.94	
Organotins	Tributyltin	µg/L	0.001		0.0002[#2]	-	-	-	-	-	-	-	-	-	-	-	-	-	-	
Pesticides	1-(3.4-Dichlorophenyl) urea (DCPU)	µg/l				-	-	-	-	-	-	-	-	-	-	-	-	-	-	
	2-(4-Chlorophenoxy)propionic acid, 4-CPP	µg/l				-	-	-	-	-	-	-	-	-	-	-	-	-	-	
	2-amino-N-(isopropyl)benzamide	µg/l				-	-	-	-	-	-	-	-	-	-	-	-	-	-	
	2-Chloro-2.6-diethylacetanilide	µg/l				-	-	-	-	-	-	-	-	-	-	-	-	-	-	
	Acibenzolar-S-methyl	µg/l				-	-	-	-	-	-	-	-	-	-	-	-	-	-	
	Aminopyralid	µg/l				-	-	-	-	-	-	-	-	-	-	-	-	-	-	
	Azoxystrobin	µg/L				-	-	-	-	-	-	-	-	-	-	-	-	-	-	
	BAM	µg/l				-	-	-	-	-	-	-	-	-	-	-	-	-	-	
	Benalaxyl	µg/l				-	-	-	-	-	-	-	-	-	-	-	-	-	-	
	Bentazone methyl	µg/l				-	-	-	-	-	-	-	-	-	-	-	-	-	-	
	Bifenox	µg/L				-	-	-	-	-	-	-	-	-	-	-	-	-	-	
	Bitertanol	µg/l				-	-	-	-	-	-	-	-	-	-	-	-	-	-	
	Boscalid	µg/l				-	-	-	-	-	-	-	-	-	-	-	-	-	-	
	Cadusafos	µg/l				-	-	-	-	-	-	-	-	-	-	-	-	-	-	
	Carfentrazone-ethyl	µg/L				-	-	-	-	-	-	-	-	-	-	-	-	-	-	
	Chloridazon-desphenyl	µg/l				-	-	-	-	-	-	-	-	-	-	-	-	-	-	
	Chloridazon-methyl desphenyl	µg/l				-	-	-	-	-	-	-	-	-	-	-	-	-	-	
	Chlorotoluron-desmethyl	µg/l				-	-	-	-	-	-	-	-	-	-	-	-	-	-	
	Chlorpropham	µg/L			10[#3]	-	-	-	-	-	-	-	-	-	-	-	-	-	-	
	Clodinafop	µg/l				-	-	-	-	-	-	-	-	-	-	-	-	-	-	
	Clomeprop	µg/l				-	-	-	-	-	-	-	-	-	-	-	-	-	-	
	Crimidine	µg/l				-	-	-	-	-	-	-	-	-	-	-	-	-	-	
	Cybutryne (Irgarol)	µg/l				-	-	-	-	-	-	-	-	-	-	-	-	-	-	
	Cyprazine	µg/l				-	-	-	-	-	-	-	-	-	-	-	-	-	-	
	Cyprodinil	µg/L				-	-	-	-	-	-	-	-	-	-	-	-	-	-	
	Dichlofenthion	µg/l				-	-	-	-	-	-	-	-	-	-	-	-	-	-	
	Dichlormid	µg/l				-	-	-	-	-	-	-	-	-	-	-	-	-	-	
	Diethofencarb	µg/l				-	-	-	-	-	-	-	-	-	-	-	-	-	-	
	Difenacoum	µg/l				-	-	-	-	-	-	-	-	-	-	-	-	-	-	
	Dimefuron	µg/l				-	-	-	-	-	-	-	-	-	-	-	-	-	-	
	Dimethachlo	µg/l				-	-	-	-	-	-	-	-	-	-	-	-	-	-	
	Dimethenamid	µg/l				-	-	-	-	-	-	-	-	-	-	-	-	-	-	
	Dimethomorph	µg/l				-	-	-	-	-	-	-	-	-	-	-	-	-	-	
	Dinoterb	µg/l				-	-	-	-	-	-	-	-	-	-	-	-	-	-	
	Diuron desmethyl (DCPMU)	µg/l				-	-	-	-	-	-	-	-	-	-	-	-	-	-	
	Epoxiconazole	µg/l				-	-	-	-	-	-	-	-	-	-	-	-	-	-	
	Etrimphos	µg/L	0.01			-	-	-	-	-	-	-	-	-	-	-	-	-	-	
	Fenoxaprop	µg/l				-	-	-	-	-	-	-	-	-	-	-	-	-	-	
	Fenpropidin	µg/l				-	-	-	-	-	-	-	-	-	-	-	-	-	-	
	Fenuron	µg/l				-	-	-	-	-	-	-	-	-	-	-	-	-	-	
	Fipronil	µg/L				-	-	-	-	-	-	-	-	-	-	-	-	-	-	
	Florasulam	µg/l				-	-	-	-	-	-	-	-	-	-	-	-	-	-	
	Fluazifop	µg/l				-	-	-	-	-	-	-	-	-	-	-	-	-	-	

					Investigation Phase	GI	GI	LTM	LTM	GI	LTM	GI	GI	LTM	LTM	GI	GI	GI	LTM
					Location_Code	OH16004	OH16004	OH16004	OH16004	OH16004	OH17001	OH17001	OH17004	OH17004	OH17004	OH17004	OH17004	OH17004	OH17004
					Sampled_Date	28/02/2020	07/04/2020	18/06/2020	18/06/2020	06/03/2020	09/06/2020	17/12/2019	22/01/2020	07/10/2020	22/07/2020	03/03/2020	07/04/2020	07/04/2020	19/06/2020
					Sample_Depth	12.00	14.00	15.00	15.00	4.50	16.50	17.40	0.91	1.41	1.58	5.00	5.00	5.00	5.50
				UK Drinking Water Standards (GAC)	UK Freshwater EQS (GAC)														
Chem_Group	ChemName	output unit	EQL																
	Fluazifop-P-butyl	µg/L				-	-	-	-	-	-	-	-	-	-	-	-	-	-
	Foramsulfuron	µg/l				-	-	-	-	-	-	-	-	-	-	-	-	-	-
	Furathiocarb	µg/l				-	-	-	-	-	-	-	-	-	-	-	-	-	-
	Haloxyfop	µg/l				-	-	-	-	-	-	-	-	-	-	-	-	-	-
	Haloxyfop-p-methyl	µg/l				-	-	-	-	-	-	-	-	-	-	-	-	-	-
	Heptachlor epoxide	µg/L	0.01	0.03[#1]		-	-	-	-	-	-	-	-	-	-	-	-	-	-
	Imazamox	µg/l				-	-	-	-	-	-	-	-	-	-	-	-	-	-
	Indoxacarb	µg/L				-	-	-	-	-	-	-	-	-	-	-	-	-	-
	Isoproturon-desmethyl	µg/l				-	-	-	-	-	-	-	-	-	-	-	-	-	-
	Isoproturon-monodesmethyl	µg/l				-	-	-	-	-	-	-	-	-	-	-	-	-	-
	Isopyrazam	µg/l				-	-	-	-	-	-	-	-	-	-	-	-	-	-
	Kresoxim-methyl	µg/l				-	-	-	-	-	-	-	-	-	-	-	-	-	-
	Malaoxon	µg/l				-	-	-	-	-	-	-	-	-	-	-	-	-	-
	Mandipropamid	µg/l				-	-	-	-	-	-	-	-	-	-	-	-	-	-
	Mecarbam	µg/l				-	-	-	-	-	-	-	-	-	-	-	-	-	-
	Mesotrione	µg/l				-	-	-	-	-	-	-	-	-	-	-	-	-	-
	Metconazole	µg/l				-	-	-	-	-	-	-	-	-	-	-	-	-	-
	Metribuzin-desamino	µg/l				-	-	-	-	-	-	-	-	-	-	-	-	-	-
	Naptalam	µg/l				-	-	-	-	-	-	-	-	-	-	-	-	-	-
	Nicosulfuron	µg/l				-	-	-	-	-	-	-	-	-	-	-	-	-	-
	Nuarimol	µg/l				-	-	-	-	-	-	-	-	-	-	-	-	-	-
	Oxadixyl	µg/l				-	-	-	-	-	-	-	-	-	-	-	-	-	-
	Paraoxon-ethyl	µg/l				-	-	-	-	-	-	-	-	-	-	-	-	-	-
	Parathion-ethyl	µg/l				-	-	-	-	-	-	-	-	-	-	-	-	-	-
	Penconazole	µg/l				-	-	-	-	-	-	-	-	-	-	-	-	-	-
	Pencycuron	µg/l				-	-	-	-	-	-	-	-	-	-	-	-	-	-
	Phosphamidon II (E)	µg/l	0.01			-	-	-	-	-	-	-	-	-	-	-	-	-	-
	Pretilachlor	µg/l				-	-	-	-	-	-	-	-	-	-	-	-	-	-
	Primisulfuron-methyl	µg/l				-	-	-	-	-	-	-	-	-	-	-	-	-	-
	Prodiamine	µg/l				-	-	-	-	-	-	-	-	-	-	-	-	-	-
	Propaquizafop	µg/l				-	-	-	-	-	-	-	-	-	-	-	-	-	-
	Propetamphos	µg/L	0.01		0.03[#3]	-	-	-	-	-	-	-	-	-	-	-	-	-	-
	Prosulfocarb	µg/l				-	-	-	-	-	-	-	-	-	-	-	-	-	-
	Prothioconazole	µg/l				-	-	-	-	-	-	-	-	-	-	-	-	-	-
	Pyribenzoxim	µg/l				-	-	-	-	-	-	-	-	-	-	-	-	-	-
	Quinmerac	µg/l				-	-	-	-	-	-	-	-	-	-	-	-	-	-
	Quizalofop	µg/l				-	-	-	-	-	-	-	-	-	-	-	-	-	-
	Rimsulfuron	µg/l				-	-	-	-	-	-	-	-	-	-	-	-	-	-
	Sebuthylazine	µg/l				-	-	-	-	-	-	-	-	-	-	-	-	-	-
	Simazine-2-hydroxy	µg/l				-	-	-	-	-	-	-	-	-	-	-	-	-	-
	Sodium Acifluorfen	µg/L				-	-	-	-	-	-	-	-	-	-	-	-	-	-
	Sulfosulfuron	µg/l				-	-	-	-	-	-	-	-	-	-	-	-	-	-
	Tecnazene	µg/L	0.01		1[#3]	-	-	-	-	-	-	-	-	-	-	-	-	-	-
	Teflubenzuron	µg/l				-	-	-	-	-	-	-	-	-	-	-	-	-	-
	Terbuthylazine-desethyl	µg/l				-	-	-	-	-	-	-	-	-	-	-	-	-	-
	Terbuthylazine-desethyl-2-hydroxy	µg/l				-	-	-	-	-	-	-	-	-	-	-	-	-	-
	Terbuthylazine-hydroxy	µg/l				-	-	-	-	-	-	-	-	-	-	-	-	-	-
	Thiabendazole	µg/L			5[#3]	-	-	-	-	-	-	-	-	-	-	-	-	-	-
	Thiamethoxam	µg/L				-	-	-	-	-	-	-	-	-	-	-	-	-	-
	Tribenuron-methyl	µg/L				-	-	-	-	-	-	-	-	-	-	-	-	-	-
	Trietazine	µg/L	0.01			-	-	-	-	-	-	-	-	-	-	-	-	-	-
	Trifloxysulfuron-sodium	µg/l				-	-	-	-	-	-	-	-	-	-	-	-	-	-
	Triflusulfuron-methyl	µg/l				-	-	-	-	-	-	-	-	-	-	-	-	-	-
	Triforine	µg/l				-	-	-	-	-	-	-	-	-	-	-	-	-	-
	Triticonazole	µg/l				-	-	-	-	-	-	-	-	-	-	-	-	-	-
	Desmetryn	mg/L				-	-	-	-	-	-	-	-	-	-	-	-	-	-
	Simetryn	mg/L				-	-	-	-	-	-	-	-	-	-	-	-	-	-
	Clothianidin	µg/L				-	-	-	-	-	-	-	-	-	-	-	-	-	-
	Cymoxanil	µg/L				-	-	-	-	-	-	-	-	-	-	-	-	-	-
	Fluazifop-butyl	µg/L				-	-	-	-	-	-	-	-	-	-	-	-	-	-
	Imazamethabenz-methyl	µg/L				-	-	-	-	-	-	-	-	-	-	-	-	-	-
	Mesosulfuron-methyl	µg/L				-	-	-	-	-	-	-	-	-	-	-	-	-	-
	Metamitron	µg/L				-	-	-	-	-	-	-	-	-	-	-	-	-	-
	Metobromuron	µg/L				-	-	-	-	-	-	-	-	-	-	-	-	-	-
	Monuron	µg/L				-	-	-	-	-	-	-	-	-	-	-	-	-	-
	Secbumeton	µg/L				-	-	-	-	-	-	-	-	-	-	-	-	-	-
	Spiroxamine	µg/L				-	-	-	-	-	-	-	-	-	-	-	-	-	-
	Clomazon	µg/L				-	-	-	-	-	-	-	-	-	-	-	-	-	-
	Metazachlor	µg/L	0.01			-	-	-	-	-	-	-	-	-	-	-	-	-	-

					Investigation Phase	GI	GI	LTM	LTM	GI	LTM	GI	GI	LTM	LTM	GI	GI	GI	LTM
					Location_Code	OH16004	OH16004	OH16004	OH16004	OH16004	OH17001	OH17001	OH17004	OH17004	OH17004	OH17004	OH17004	OH17004	OH17004
					Sampled_Date	28/02/2020	07/04/2020	18/06/2020	18/06/2020	06/03/2020	09/06/2020	17/12/2019	22/01/2020	07/10/2020	22/07/2020	03/03/2020	07/04/2020	07/04/2020	19/06/2020
					Sample_Depth	12.00	14.00	15.00	15.00	4.50	16.50	17.40	0.91	1.41	1.58	5.00	5.00	5.00	5.50
				UK Drinking Water Standards (GAC)	UK Freshwater EQS (GAC)														
Chem_Group	**ChemName**	**output unit**	**EQL**																
	Methabenzthiazuran	µg/L				-	-	-	-	-	-	-	-	-	-	-	-	-	-
	Iprovalicarb	µg/L				-	-	-	-	-	-	-	-	-	-	-	-	-	-
	Chloroxuron	µg/L				-	-	-	-	-	-	-	-	-	-	-	-	-	-
	Neburon	µg/L				-	-	-	-	-	-	-	-	-	-	-	-	-	-
	Metribuzin	µg/L				-	-	-	-	-	-	-	-	-	-	-	-	-	-
	2,3,6-Trichlorobenzoic Acid (Tba)	µg/L				-	-	-	-	-	-	-	-	-	-	-	-	-	-
	2,4,5-Trichlorophenoxy Acetic Acid	µg/L				-	-	-	-	-	-	-	-	-	-	-	-	-	-
	2,4,5-TP (Silvex)	µg/L				-	-	-	-	-	-	-	-	-	-	-	-	-	-
	Pyrimethanil	µg/L				-	-	-	-	-	-	-	-	-	-	-	-	-	-
	Hedonal	µg/L			0.3[#2]	-	-	-	-	-	-	-	-	-	-	-	-	-	-
	2,4-DDT	µg/L	0.01		0.00625[#36]	-	-	-	-	-	-	-	-	-	-	-	-	-	-
	Propachlor	µg/L	0.01			-	-	-	-	-	-	-	-	-	-	-	-	-	-
	Propamocarb	µg/L				-	-	-	-	-	-	-	-	-	-	-	-	-	-
	2,4-Dichlorprop	µg/L				-	-	-	-	-	-	-	-	-	-	-	-	-	-
	3-Hydroxy Carbofuran	µg/L				-	-	-	-	-	-	-	-	-	-	-	-	-	-
	4-(2,4-Dichlorophenoxy)butyric Acid (2,4-DB)	µg/L				-	-	-	-	-	-	-	-	-	-	-	-	-	-
	4,4-DDE	µg/L	0.01		0.00625[#36]	-	-	-	-	-	-	-	-	-	-	-	-	-	-
	4-Bromo-3,5-dimethylphenyl-N-methylcarbamate	µg/L				-	-	-	-	-	-	-	-	-	-	-	-	-	-
	a-BHC	µg/L	0.01			-	-	-	-	-	-	-	-	-	-	-	-	-	-
	Acetochlor	µg/L				-	-	-	-	-	-	-	-	-	-	-	-	-	-
	Aldicarb	µg/L				-	-	-	-	-	-	-	-	-	-	-	-	-	-
	Aldicarb sulfone	µg/L				-	-	-	-	-	-	-	-	-	-	-	-	-	-
	Aldrin	µg/L	0.01	0.03[#1]	0.0025[#37]	-	-	-	-	-	-	-	-	-	-	-	-	-	-
	Ametryn	µg/L				-	-	-	-	-	-	-	-	-	-	-	-	-	-
	Amidosulfuron	µg/L				-	-	-	-	-	-	-	-	-	-	-	-	-	-
	Acetamiprid	µg/L				-	-	-	-	-	-	-	-	-	-	-	-	-	-
	Aclonifen	µg/L				-	-	-	-	-	-	-	-	-	-	-	-	-	-
	Actril (loxynil)	µg/L			10[#3]	-	-	-	-	-	-	-	-	-	-	-	-	-	-
	Atraton	µg/L				-	-	-	-	-	-	-	-	-	-	-	-	-	-
	Atrazine	µg/L	0.01		0.6[#2]	-	-	-	-	-	-	-	-	-	-	-	-	-	-
	Azinophos methyl	µg/L	0.02		0.01[#7]	-	-	-	-	-	-	-	-	-	-	-	-	-	-
	Baygon	µg/L				-	-	-	-	-	-	-	-	-	-	-	-	-	-
	b-BHC	µg/L	0.01			-	-	-	-	-	-	-	-	-	-	-	-	-	-
	Benazolin	µg/L				-	-	-	-	-	-	-	-	-	-	-	-	-	-
	Bendiocarb	µg/L				-	-	-	-	-	-	-	-	-	-	-	-	-	-
	Bentazone	µg/L			500[#3]	-	-	-	-	-	-	-	-	-	-	-	-	-	-
	Bidrin	µg/L				-	-	-	-	-	-	-	-	-	-	-	-	-	-
	Bromacil	µg/L				-	-	-	-	-	-	-	-	-	-	-	-	-	-
	Bromazil	µg/L				-	-	-	-	-	-	-	-	-	-	-	-	-	-
	Bromophos-ethyl	µg/L				-	-	-	-	-	-	-	-	-	-	-	-	-	-
	Bromoxynil	µg/L			100[#3]	-	-	-	-	-	-	-	-	-	-	-	-	-	-
	Carbaryl	µg/L				-	-	-	-	-	-	-	-	-	-	-	-	-	-
	Carbendazim	µg/L			0.15[#3]	-	-	-	-	-	-	-	-	-	-	-	-	-	-
	Carbetamide	µg/L				-	-	-	-	-	-	-	-	-	-	-	-	-	-
	Carbofuran	µg/L				-	-	-	-	-	-	-	-	-	-	-	-	-	-
	Carbophenothion	µg/L	0.01			-	-	-	-	-	-	-	-	-	-	-	-	-	-
	Carboxin	µg/L				-	-	-	-	-	-	-	-	-	-	-	-	-	-
	Chlorbromuron	µg/L				-	-	-	-	-	-	-	-	-	-	-	-	-	-
	Chlordane (cis)	µg/L	0.01			-	-	-	-	-	-	-	-	-	-	-	-	-	-
	Azinphos Ethyl	µg/L	0.02			-	-	-	-	-	-	-	-	-	-	-	-	-	-
	Chlordane (trans)	µg/L	0.01			-	-	-	-	-	-	-	-	-	-	-	-	-	-
	Chlorfenvinphos	µg/L	0.01		0.1[#2]	-	-	-	-	-	-	-	-	-	-	-	-	-	-
	Chloridazon	µg/L				-	-	-	-	-	-	-	-	-	-	-	-	-	-
	Chlorotoluron	µg/L			2[#3]	-	-	-	-	-	-	-	-	-	-	-	-	-	-
	Chlorpyrifos	µg/L	0.01			-	-	-	-	-	-	-	-	-	-	-	-	-	-
	Chlorpyrifos-methyl	µg/L	0.01			-	-	-	-	-	-	-	-	-	-	-	-	-	-
	Chlorsulfuron	µg/L				-	-	-	-	-	-	-	-	-	-	-	-	-	-
	Clopyralid	µg/L				-	-	-	-	-	-	-	-	-	-	-	-	-	-
	Coumaphos	µg/L	0.01		0.03[#3]	-	-	-	-	-	-	-	-	-	-	-	-	-	-
	Cyanazine	µg/L	0.01			-	-	-	-	-	-	-	-	-	-	-	-	-	-
	Cyproconazole	µg/L				-	-	-	-	-	-	-	-	-	-	-	-	-	-
	Cyromazine	µg/L				-	-	-	-	-	-	-	-	-	-	-	-	-	-
	d-BHC	µg/L	0.01			-	-	-	-	-	-	-	-	-	-	-	-	-	-
	DDD	µg/L	0.01		0.00625[#36]	-	-	-	-	-	-	-	-	-	-	-	-	-	-
	DDT	µg/L	0.01		0.01[#38]	-	-	-	-	-	-	-	-	-	-	-	-	-	-
	Deisopropylatrazine	µg/L				-	-	-	-	-	-	-	-	-	-	-	-	-	-
	Chlorothalonil	µg/L	0.01		0.035[#2]	-	-	-	-	-	-	-	-	-	-	-	-	-	-
	Deethylatrazine	µg/L				-	-	-	-	-	-	-	-	-	-	-	-	-	-
	Demeton-S-methyl	µg/L	0.01			-	-	-	-	-	-	-	-	-	-	-	-	-	-

					Investigation Phase	GI	GI	LTM	LTM	GI	LTM	GI	GI	LTM	LTM	GI	GI	GI	LTM
					Location_Code	OH16004	OH16004	OH16004	OH16004	OH16004	OH17001	OH17001	OH17004	OH17004	OH17004	OH17004	OH17004	OH17004	OH17004
					Sampled_Date	28/02/2020	07/04/2020	18/06/2020	18/06/2020	06/03/2020	09/06/2020	17/12/2019	22/01/2020	07/10/2020	22/07/2020	03/03/2020	07/04/2020	07/04/2020	19/06/2020
					Sample_Depth	12.00	14.00	15.00	15.00	4.50	16.50	17.40	0.91	1.41	1.58	5.00	5.00	5.00	5.50
Chem_Group	ChemName	output unit	EQL	UK Drinking Water Standards (GAC)	UK Freshwater EQS (GAC)														
	Diazinon	µg/L	0.01		0.01[#2]	-	-	-	-	-	-	-	-	-	-	-	-	-	-
	Dicamba	µg/L				-	-	-	-	-	-	-	-	-	-	-	-	-	-
	Dichlobenil	µg/L	0.01			-	-	-	-	-	-	-	-	-	-	-	-	-	-
	Dichlorvos	µg/L	0.01		0.001[#3]	-	-	-	-	-	-	-	-	-	-	-	-	-	-
	Diclofop	µg/L				-	-	-	-	-	-	-	-	-	-	-	-	-	-
	Dieldrin	µg/L	0.01	0.03[#1]	0.0025[#37]	-	-	-	-	-	-	-	-	-	-	-	-	-	-
	Difenoconazole	µg/L				-	-	-	-	-	-	-	-	-	-	-	-	-	-
	Difenoxuron	µg/L				-	-	-	-	-	-	-	-	-	-	-	-	-	-
	Diflubenzuron	µg/L			0.001[#3]	-	-	-	-	-	-	-	-	-	-	-	-	-	-
	Diflufenican	µg/L				-	-	-	-	-	-	-	-	-	-	-	-	-	-
	Dimethoate	µg/L	0.01		0.48[#2]	-	-	-	-	-	-	-	-	-	-	-	-	-	-
	Dinoseb	µg/L				-	-	-	-	-	-	-	-	-	-	-	-	-	-
	Disulfoton	µg/L	0.01			-	-	-	-	-	-	-	-	-	-	-	-	-	-
	Diuron	µg/L			0.2[#2]	-	-	-	-	-	-	-	-	-	-	-	-	-	-
	Endosulfan I	µg/L	0.01			-	-	-	-	-	-	-	-	-	-	-	-	-	-
	Endosulfan II	µg/L	0.02			-	-	-	-	-	-	-	-	-	-	-	-	-	-
	Endosulfan sulphate	µg/L	0.04			-	-	-	-	-	-	-	-	-	-	-	-	-	-
	Endrin	µg/L	0.01		0.0025[#37]	-	-	-	-	-	-	-	-	-	-	-	-	-	-
	s-Ethyl dipropylthiocarbamate	µg/L				-	-	-	-	-	-	-	-	-	-	-	-	-	-
	Ethiofencarb	µg/L				-	-	-	-	-	-	-	-	-	-	-	-	-	-
	Ethion	µg/L	0.01			-	-	-	-	-	-	-	-	-	-	-	-	-	-
	Ethoprop	µg/L				-	-	-	-	-	-	-	-	-	-	-	-	-	-
	Ethofumesate	µg/L				-	-	-	-	-	-	-	-	-	-	-	-	-	-
	Etridiazole	µg/L	0.01			-	-	-	-	-	-	-	-	-	-	-	-	-	-
	Fenamiphos	µg/L				-	-	-	-	-	-	-	-	-	-	-	-	-	-
	Fenarimol	µg/L				-	-	-	-	-	-	-	-	-	-	-	-	-	-
	Fenitrothion	µg/L	0.01		0.01[#3]	-	-	-	-	-	-	-	-	-	-	-	-	-	-
	Fensulfothion	µg/L				-	-	-	-	-	-	-	-	-	-	-	-	-	-
	Fenhexamid	µg/L				-	-	-	-	-	-	-	-	-	-	-	-	-	-
	Fenoxycarb	µg/L				-	-	-	-	-	-	-	-	-	-	-	-	-	-
	Fenthion	µg/L	0.01			-	-	-	-	-	-	-	-	-	-	-	-	-	-
	Fenpropimorf	µg/L				-	-	-	-	-	-	-	-	-	-	-	-	-	-
	Fluroxypyr	µg/L				-	-	-	-	-	-	-	-	-	-	-	-	-	-
	Flutolanil	µg/L				-	-	-	-	-	-	-	-	-	-	-	-	-	-
	Fonofos	µg/L				-	-	-	-	-	-	-	-	-	-	-	-	-	-
	g-BHC (Lindane)	µg/L	0.01			-	-	-	-	-	-	-	-	-	-	-	-	-	-
	Haloxyfop-methyl	µg/L				-	-	-	-	-	-	-	-	-	-	-	-	-	-
	Thifensulfuron	µg/L				-	-	-	-	-	-	-	-	-	-	-	-	-	-
	Heptachlor	µg/L	0.01	0.03[#1]		-	-	-	-	-	-	-	-	-	-	-	-	-	-
	Hexaconazole	µg/L				-	-	-	-	-	-	-	-	-	-	-	-	-	-
	Hexazinone	µg/L				-	-	-	-	-	-	-	-	-	-	-	-	-	-
	Hydroxyatrazine	µg/L				-	-	-	-	-	-	-	-	-	-	-	-	-	-
	Iprodione	µg/L				-	-	-	-	-	-	-	-	-	-	-	-	-	-
	Isodrin	µg/L	0.01		0.0025[#37]	-	-	-	-	-	-	-	-	-	-	-	-	-	-
	Isoproturon	µg/L			0.3[#2]	-	-	-	-	-	-	-	-	-	-	-	-	-	-
	Linuron	µg/L			0.5[#2]	-	-	-	-	-	-	-	-	-	-	-	-	-	-
	Malathion	µg/L	0.01		0.01[#3]	-	-	-	-	-	-	-	-	-	-	-	-	-	-
	2-Methyl-4-chlorophenoxyacetic acid	µg/L				-	-	-	-	-	-	-	-	-	-	-	-	-	-
	2-Methyl-4-Chlorophenoxy Butanoic Acid	µg/L				-	-	-	-	-	-	-	-	-	-	-	-	-	-
	Mecoprop	µg/L			18[#2]	-	-	-	-	-	-	-	-	-	-	-	-	-	-
	Mefenpyr-diethyl	µg/L				-	-	-	-	-	-	-	-	-	-	-	-	-	-
	Metachlor	µg/L	0.01		0.3[#2]	-	-	-	-	-	-	-	-	-	-	-	-	-	-
	Metalaxyl	µg/L				-	-	-	-	-	-	-	-	-	-	-	-	-	-
	Methamidophos	µg/L				-	-	-	-	-	-	-	-	-	-	-	-	-	-
	Methidathion	µg/L				-	-	-	-	-	-	-	-	-	-	-	-	-	-
	Methiocarb	µg/L			0.01[#3]	-	-	-	-	-	-	-	-	-	-	-	-	-	-
	Methomyl	µg/L				-	-	-	-	-	-	-	-	-	-	-	-	-	-
	Methoxychlor	µg/L	0.01			-	-	-	-	-	-	-	-	-	-	-	-	-	-
	Methoxyfenozide	µg/L				-	-	-	-	-	-	-	-	-	-	-	-	-	-
	Methyl parathion	µg/L	0.01			-	-	-	-	-	-	-	-	-	-	-	-	-	-
	Metolachlor	µg/L				-	-	-	-	-	-	-	-	-	-	-	-	-	-
	Metoxuron	µg/L				-	-	-	-	-	-	-	-	-	-	-	-	-	-
	Metsulfuron Methyl	µg/L				-	-	-	-	-	-	-	-	-	-	-	-	-	-
	Mevinphos (Phosdrin)	µg/L	0.01		0.02(MAC)[#39]	-	-	-	-	-	-	-	-	-	-	-	-	-	-
	Molinate	µg/L				-	-	-	-	-	-	-	-	-	-	-	-	-	-
	Monlinuran	µg/L				-	-	-	-	-	-	-	-	-	-	-	-	-	-
	Monocrotophos	µg/L				-	-	-	-	-	-	-	-	-	-	-	-	-	-
	Napropamide	µg/L				-	-	-	-	-	-	-	-	-	-	-	-	-	-
	Flusilazole (NuStar)	µg/L				-	-	-	-	-	-	-	-	-	-	-	-	-	-

						Investigation Phase	GI	GI	LTM	LTM	GI	LTM	GI	GI	LTM	LTM	GI	GI	GI	LTM
						Location_Code	OH16004	OH16004	OH16004	OH16004	OH16004	OH17001	OH17001	OH17004	OH17004	OH17004	OH17004	OH17004	OH17004	OH17004
						Sampled_Date	28/02/2020	07/04/2020	18/06/2020	18/06/2020	06/03/2020	09/06/2020	17/12/2019	22/01/2020	07/10/2020	22/07/2020	03/03/2020	07/04/2020	07/04/2020	19/06/2020
						Sample_Depth	12.00	14.00	15.00	15.00	4.50	16.50	17.40	0.91	1.41	1.58	5.00	5.00	5.00	5.50
				UK Drinking Water Standards (GAC)	UK Freshwater EQS (GAC)															
Chem_Group	**ChemName**	**output unit**	**EQL**																	
	o,p-DDD	µg/L	0.01			-	-	-	-	-	-	-	-	-	-	-	-	-	-	-
	o,p'-DDE	µg/L	0.01			-	-	-	-	-	-	-	-	-	-	-	-	-	-	-
	o,p-Methoxychlor	µg/L	0.04			-	-	-	-	-	-	-	-	-	-	-	-	-	-	-
	Omethoate	µg/L	0.01		0.01[#3]	-	-	-	-	-	-	-	-	-	-	-	-	-	-	-
	Oxamyl	µg/L				-	-	-	-	-	-	-	-	-	-	-	-	-	-	-
	Paclobutrazol	µg/L				-	-	-	-	-	-	-	-	-	-	-	-	-	-	-
	Methyl Paraoxon	µg/L				-	-	-	-	-	-	-	-	-	-	-	-	-	-	-
	Parathion	µg/L	0.01			-	-	-	-	-	-	-	-	-	-	-	-	-	-	-
	Pendimethalin	µg/L	0.01		0.3[#2]	-	-	-	-	-	-	-	-	-	-	-	-	-	-	-
	Imidacloprid	µg/L				-	-	-	-	-	-	-	-	-	-	-	-	-	-	-
	Permethrin	µg/L	0.02		0.001[#3]	-	-	-	-	-	-	-	-	-	-	-	-	-	-	-
	Permethrin II	µg/L	0.02			-	-	-	-	-	-	-	-	-	-	-	-	-	-	-
	Phorate	µg/L	0.01			-	-	-	-	-	-	-	-	-	-	-	-	-	-	-
	Phosmet	µg/L				-	-	-	-	-	-	-	-	-	-	-	-	-	-	-
	Lenacil	µg/L				-	-	-	-	-	-	-	-	-	-	-	-	-	-	-
	Picloram	µg/L				-	-	-	-	-	-	-	-	-	-	-	-	-	-	-
	Picoxystrobin	µg/L				-	-	-	-	-	-	-	-	-	-	-	-	-	-	-
	Pirimicarb	µg/L			1[#3]	-	-	-	-	-	-	-	-	-	-	-	-	-	-	-
	Pirimiphos-methyl	µg/L	0.01		0.015[#3]	-	-	-	-	-	-	-	-	-	-	-	-	-	-	-
	Pirimphos-ethyl	µg/L				-	-	-	-	-	-	-	-	-	-	-	-	-	-	-
	Prochloraz	µg/L			4[#3]	-	-	-	-	-	-	-	-	-	-	-	-	-	-	-
	Profenofos	µg/L				-	-	-	-	-	-	-	-	-	-	-	-	-	-	-
	Promecarb	µg/L				-	-	-	-	-	-	-	-	-	-	-	-	-	-	-
	Prometon	µg/L				-	-	-	-	-	-	-	-	-	-	-	-	-	-	-
	Prometryn	µg/L	0.01			-	-	-	-	-	-	-	-	-	-	-	-	-	-	-
	Pronamide	µg/L	0.01		100[#3]	-	-	-	-	-	-	-	-	-	-	-	-	-	-	-
	Propanil	µg/L				-	-	-	-	-	-	-	-	-	-	-	-	-	-	-
	Propazine	µg/L	0.01			-	-	-	-	-	-	-	-	-	-	-	-	-	-	-
	Propham	µg/L				-	-	-	-	-	-	-	-	-	-	-	-	-	-	-
	Propiconazole	µg/L				-	-	-	-	-	-	-	-	-	-	-	-	-	-	-
	Propoxycarbazone-sodium	µg/L				-	-	-	-	-	-	-	-	-	-	-	-	-	-	-
	Pursuit	µg/L				-	-	-	-	-	-	-	-	-	-	-	-	-	-	-
	Pyriproxyfen	µg/L				-	-	-	-	-	-	-	-	-	-	-	-	-	-	-
	Quinclorac	µg/L				-	-	-	-	-	-	-	-	-	-	-	-	-	-	-
	Quinoxyfen	µg/L				-	-	-	-	-	-	-	-	-	-	-	-	-	-	-
	Savey	µg/L				-	-	-	-	-	-	-	-	-	-	-	-	-	-	-
	Sethoxydim	µg/L				-	-	-	-	-	-	-	-	-	-	-	-	-	-	-
	Simazine	µg/L	0.01		1[#2]	-	-	-	-	-	-	-	-	-	-	-	-	-	-	-
	Tebuthiuron	µg/L				-	-	-	-	-	-	-	-	-	-	-	-	-	-	-
	Terbutryn	µg/L	0.01			-	-	-	-	-	-	-	-	-	-	-	-	-	-	-
	Terbutylazine	µg/L				-	-	-	-	-	-	-	-	-	-	-	-	-	-	-
	Phosalone	µg/L	0.01			-	-	-	-	-	-	-	-	-	-	-	-	-	-	-
	Phosphamidon	µg/L	0.01			-	-	-	-	-	-	-	-	-	-	-	-	-	-	-
	Thiobencarb	µg/L				-	-	-	-	-	-	-	-	-	-	-	-	-	-	-
	Thiophanate-methyl	µg/L				-	-	-	-	-	-	-	-	-	-	-	-	-	-	-
	Triadimefon	µg/L	0.01			-	-	-	-	-	-	-	-	-	-	-	-	-	-	-
	Triadimenol	µg/L				-	-	-	-	-	-	-	-	-	-	-	-	-	-	-
	Triallate	µg/L	0.01		0.25[#3]	-	-	-	-	-	-	-	-	-	-	-	-	-	-	-
	Triasulfuron	µg/L				-	-	-	-	-	-	-	-	-	-	-	-	-	-	-
	Tributyl phosphate	µg/L	0.05		50[#3]	-	-	-	-	-	-	-	-	-	-	-	-	-	-	-
	Triclopyr	µg/L				-	-	-	-	-	-	-	-	-	-	-	-	-	-	-
	Triclosan	µg/L				-	-	-	-	-	-	-	-	-	-	-	-	-	-	-
	Trifluralin	µg/L	0.01		0.03[#2]	-	-	-	-	-	-	-	-	-	-	-	-	-	-	-
	Tebuconazole	µg/L				-	-	-	-	-	-	-	-	-	-	-	-	-	-	-
	Telodrin	µg/L	0.01			-	-	-	-	-	-	-	-	-	-	-	-	-	-	-
	Triazophos	µg/L	0.01		0.005[#3]	-	-	-	-	-	-	-	-	-	-	-	-	-	-	-
	Tricyclazole	µg/L				-	-	-	-	-	-	-	-	-	-	-	-	-	-	-
Surrogate	Surrogate Value	%				-	-	-	-	-	-	-	-	-	-	-	-	-	-	-
SVOC TIC	SVOC TICS - Detect	Detect				-	-	-	-	-	-	-	-	-	-	-	-	-	-	-
	SVOC Tentatively Identified Compounds	µg/L	10			-	-	-	-	-	-	-	-	-	-	-	-	-	-	-
VOC TIC	VOC TICs - Detect	Detect				-	-	-	-	-	-	-	-	-	-	-	-	-	-	-
	VOC Tentatively Identified Compounds	µg/l	10			-	-	-	-	-	-	-	-	-	-	-	-	-	-	-
Other	Biochemical Oxygen Demand (5-day test)	µg/L	1000			-	-	-	-	-	-	-	-	4630	-	-	-	-	-	-
	Redox	mV				-	-	-	-	-	-	-	-	-	-	-	-	-	-	-
	Salinity (no units)	PSS-78				<2	-	-	-	-	-	-	-	-	-	-	-	-	-	-
	Conductivity @ 20oC	µS/cm	5			1460	1430	1280	1290	-	547	503	1850	3050	2780	2540	2530	2620	2700	
	Total Dissolved Solids (Filtered)	mg/L	10			948	-	-	-	-	-	-	-	-	-	-	-	-	-	-
	Biological Oxygen Demand	mg/L	1			<1	<1	7.33	6.77	5.78	8.55	8.61	41.2	-	4.23	9.52	7.85	7.2	4.56	
	Chemical Oxygen Demand	mg/L	7			23.9	<7	27.1	15.6	37.5	27.1	79.1	118	44.6	43.6	62.7	45.9	47.6	51.3	

					Investigation Phase	GI	GI	LTM	LTM	GI	LTM	GI	GI	LTM	LTM	GI	GI	GI	LTM
					Location_Code	OH16004	OH16004	OH16004	OH16004	OH16004	OH17001	OH17001	OH17004	OH17004	OH17004	OH17004	OH17004	OH17004	OH17004
					Sampled_Date	28/02/2020	07/04/2020	18/06/2020	18/06/2020	06/03/2020	09/06/2020	17/12/2019	22/01/2020	07/10/2020	22/07/2020	03/03/2020	07/04/2020	07/04/2020	19/06/2020
					Sample_Depth	12.00	14.00	15.00	15.00	4.50	16.50	17.40	0.91	1.41	1.58	5.00	5.00	5.00	5.50
				UK Drinking Water Standards (GAC)	UK Freshwater EQS (GAC)														
Chem_Group	**ChemName**	**output unit**	**EQL**																
	Dissolved Organic Carbon (Filtered)	µg/L	3000			5030	5350	5670	7670	-	7260	7170	16,900	40,600	15,100	18,200	14,000	12,600	16,600
	pH (Lab)	pH_Units	1	6.5-9.5[#1]	6-9(MAC)[#39]	8.21	7.98	7.91	7.89	-	8.3	8.54	8.09	7.04	7.44	7.96	7.41	7.45	7.47

Environmental Standards Comments
#1:Water Supply (Water Quality) Regulations 2016.
#2:Water Framework Directive (Standards and Classification) Directions (England and Wales) 2015.
#3:Operational Targets and EQS. EA, April 2018
#4:Water Framework Directive (Standards & Classification) Directions (England & Wales) 2015. Dissolved fraction. Lowest criteria presented (<40mg/l of CaCO3). See 'further assessment' if criteria exceeded and hardness (CaCO3) data available.
#5:Water Framework Directive (Standards & Classification) Directions (England & Wales) 2015. Dissolved fraction.
#6:Water Framework Directive (Standards and Classification) Directions (England and Wales) 2015. Dissolved Fraction. If hexavalent chromium (CrVI) data is available, a value of 4.7µg/l may be appropriate for the remaining trivalent chromium (CrIII).
#7:Operational Targets and EQS. EA, April 2018. Dissolved fraction.
#8:Water Framework Directive (Standards & Classification) Directions (England & Wales) 2015. Dissolved & bioavailable (bio) fraction plus background. M-BAT tool to assess: http://wfduk.org/resources/rivers-lakes-metal-bioavailability-assessment-tool-m-bat
#9:Water Framework Directive (Standards & Classification) Directions (England & Wales) 2015. Bioavailable (bio) fraction. M-BAT tool to assess: http://wfduk.org/resources/rivers-lakes-metal-bioavailability-assessment-tool-m-bat
#10:Water Framework Directive (Standards and Classification) Directions (England and Wales) 2015. Dissolved Fraction. MAC adopted in absence of AA value.
#11:Guidelines for Drinking-water Quality, 4th Edition. WHO, 2011. Based on taste rather than a formal guideline.
#12:Water Framework Directive (Standards and Classification) Directions (England and Wales) 2015. Indicator of 'good' status (90%ile) - Ammonia standard for lakes and rivers (total ammonia as nitrogen).
#13:Operational Targets and EQS. EA, April 2018. Dissolved fraction. Lowest criteria presented (<50 mg/l CaCO3). See 'further assessment' values if criteria exceeded and hardness (CaCO3) data available.
#14:Water Supply (Water Quality) Regulations 2016. As NO3.
#15:Water Supply (Water Quality) Regulations 2016. As SO4.
#16:Water Supply (Water Quality) Regulations 2016. Value of 0.1µg/l for PAH split between four individual PAH. Requires summation of benzo(b)fluoranthene, benzo(k)fluoranthene, benzo(ghiperylene and indeno(123cd)pyrene to use 0.1µg/l value.
#17:Water Framework Directive (Standards and Classification) Directions (England and Wales) 2015. Benzo(a)pyrene can be considered as a marker for other PAH for comparison with the corresponding AA-EQS in water.
#18:No UK DWS for total petroleum hydrocarbons (TPH), or speciated TPH fractions. A value of 10 µg/l is adopted for sum TPH based on the rescinded Private Water Supply Regulations, 1991.
#19:No UK EQS for total petroleum hydrocarbons (TPH), or speciated TPH fractions. A value of 50 µg/l is adopted for sum TPH protection of surface water based on 50µg/l-1000µg/l (Surface Waters (Abstraction for Drinking Water) Regulations 1989).
#20:Guidelines for Drinking-water Quality, 4th Edition. WHO, 2011
#21:Proposed Environmental Quality Standard, in absence of legislative standard (Ayscough et al., 2002). https://assets.publishing.service.gov.uk/government/uploads/system/uploads/attachment_data/file/291223/sp2-115-tr4-e-e.pdf
#22:Guidelines for Drinking-water Quality, 4th Edition. WHO, 2011. Value of 500µg/l for sum xylenes split between isomers. Requires summation of m,p & o isomers to use 500µg/l value.
#23:Operational Targets and EQS. EA, April 2018. Value of 30µg/l for sum xylenes split between isomers. Requires summation of m,p & o isomers to use 30µg/l value.
#24:The taste and odour threshold of 15µg/l is commonly adopted as a guide.
#25:The taste and odour threshold of 15µg/l is commonly adopted as a guide. In situations where there is no risk to a drinking water supply or aquifer, a PNEC value of 2,600µg/l may be used.
#26:Water Framework Directive (Standards and Classification) Directions (England and Wales) 2015. Value of 140µg/l for tetrachloroethane split between 2 isomers. Requires summation of 2 isomers to use 140µg/l value.
#27:Guidelines for Drinking-water Quality, 4th Edition. WHO, 2011. In Scotland a value of 200µg/l is used (WAT-PS-10-01).
#28:US EPA Regional Screening Levels, May 2019. https://www.epa.gov/risk/regional-screening-levels-rsls-generic-tables
#29:Guidelines for Drinking-water Quality, 4th Edition. WHO, 2011. In Scotland a value of 7µg/l is used (WAT-PS-10-01).
#30:Water Supply (Water Quality) Regulations 2016. Value of 100µg/l for sum trihalomethanes split between individual compounds. Requires summation of chloroform, bromoform, chlorodibromomethane and bromodichloromethane to use 100µg/l value.
#31:Guidelines for Drinking-water Quality, 4th Edition. WHO, 2011. Value of 50µg/l for sum cis & trans-DCE split between isomers. Requires summation of cis & trans-DCE isomers to use 50µg/l value.
#32:Water Supply (Water Quality) Regulations 2016. Value of 10µg/l for sum of TCE & PCE split between individual compounds. Requires summation of TCE & PCE to use 10µg/l value.
#33:Water Framework Directive (Standards and Classification) Directions (England and Wales) 2015. Value of 0.4µg/l for sum isomers split between 3 isomers. Requires summation of isomers to use 0.4µg/l value.
#34:Water Framework Directive (Standards and Classification) Directions (England and Wales) 2015. Value of 20µg/l for sum isomers split between 3 isomers. Requires summation of isomers to use 20µg/l value.
#35:Position statement (WAT-PS-10-01), SEPA August 2014.
#36:Water Framework Directive (Standards and Classification) Directions (England and Wales) 2015. Value of 0.025µg/l for sum DDT isomers split between 4 isomers. Requires summation of 4 isomers to use 0.025µg/l value.
#37:Water Framework Directive (Standards and Classification) Directions (England and Wales) 2015. Value of 0.01µg/l for sum isomers split between 4 isomers. Requires summation of isomers to use 0.01µg/l value.
#38:Water Framework Directive (Standards and Classification) Directions (England and Wales) 2015. Relates to p,p-DDT (CAS 50-29-3)
#39:Operational Targets and EQS. EA, April 2018. Maximum Allowable Concentration (MAC) adopted in absence of Annual Average (AA) value.

Key

<2.5	Result MDL exceeds GAC
16.1	Result exceeds GAC
-	Determinand not tested for

Notes
Where a range is given the determinand has been analysed for by more than one method

					Investigation Phase	LTM	GI	LTM	LTM	LTM	GI	LTM	GI	LTM	LTM	LTM	GI	GI	LTM
					Location_Code	OH17004	OH19001	OH19001	OH19001	OH19001	OH19001	OH19001	OH19001	OH19001	OH19002	OH19002	OH19002	OH19002	OH19002
					Sampled_Date	12/08/2020	13/01/2020	19/11/2020	09/10/2020	21/07/2020	10/03/2020	16/06/2020	16/04/2020	13/08/2020	09/10/2020	19/11/2020	20/01/2020	20/01/2020	21/07/2020
					Sample_Depth	6.00	1.15	1.31	1.27	1.74	2.00	2.50	2.80	3.30	0.26	1.26	0.96	Not recorded	1.65
				UK Drinking Water Standards (GAC)	UK Freshwater EQS (GAC)														
Chem_Group	**ChemName**	**output unit**	**EQL**																
Metals	Antimony	µg/L	4	5[#1]		-	-	-	-	-	-	-	-	-	-	-	-	-	-
	Arsenic	µg/L	2	10[#1]	50[#2]	18.5	6.45	-	6.43	7.72	-	7.29	-	14	4	-	7.23	<2	5.19
	Arsenic (Filtered)	µg/L	0.5	10[#1]	50[#2]	17.7	5.84	-	5.88	7.57	5.59	7.61	7.35	12.8	3.93	-	3.58	<0.5	5.38
	Boron	µg/L	20	1000[#1]	2000[#3]	364	43.6	-	100	59.6	-	66.3	-	67.1	519	-	301	<20	400
	Boron (Filtered)	µg/L	10	1000[#1]	2000[#3]	-	-	-	-	-	10.1	-	43.9	-	-	-	-	-	-
	Cadmium	µg/L	0.5	5[#1]	0.08[#4]	<0.5	<0.5	-	<0.5	<0.5	-	<0.5	-	<0.5	<0.5	-	<0.5	<0.5	<0.5
	Cadmium (Filtered)	µg/L	0.08	5[#1]	0.08[#4]	<0.08	<0.08	-	<0.08	<0.08	<0.08	<0.08	<0.08	<0.08	0.154	-	0.111	<0.08	0.0813
	Chromium (hexavalent) (Filtered)	µg/L	3		3.4[#5]	<3	33.2	-	<3	<3	4.23	<3	9.38	<3	<3	-	<3	<3	<3
	Chromium	µg/L	3	50[#1]	3.4[#6]	<3	5.24	-	<3	<3	-	<3	-	<3	<3	-	8.19	<3	<3
	Chromium (Filtered)	µg/L	1	50[#1]	3.4[#6]	<1	4.84	-	<1	<1	<1	<1	<1	<1	3.36	-	<1	<1	1.05
	Chromium (Trivalent) (Filtered)	µg/L	3		4.7[#5]	<3	<3	-	<3	<3	<3	<3	<3	<3	3.36	-	<3	<3	<3
	Cobalt (Filtered)	µg/L	0.5		3[#7]	2.91	<0.5	-	0.784	<0.5	<0.5	<0.5	<0.5	<0.5	6.51	-	6.48	<0.5	5.18
	Copper	µg/L	1	2000[#1]	1(bio)[#8]	<1	5.08	-	2.52	2.25	-	3.57	-	1.14	9.26	-	11.8	<1	9.46
	Copper (Filtered)	µg/L	0.3	2000[#1]	1(bio)[#8]	<0.3	3.29	-	1.4	0.888	0.458	0.806	0.877	<0.3	10.8	-	6.57	<0.3	5.92
	Iron (Filtered)	µg/L	19	200[#1]	1000[#2]	5250	25.8	152	49.9	<19	<19	<19	35.8	60.9	46.4	65.1	<19	<19	179
	Lead	µg/L	1	10[#1]	1.2(bio)[#8]	-	1.85	-	-	-	-	-	-	-	-	-	1.93	<1	-
	Lead (Filtered)	µg/L	0.2	10[#1]	1.2(bio)[#8]	<0.2	<0.2	-	<0.2	0.235	<0.2	0.234	0.474	<0.2	0.676	-	<0.2	<0.2	<0.2
	Manganese	µg/L	1	50[#1]	123(bio)[#9]	5520	18.9	-	459	54.8	-	16.6	-	167	1470	-	1340	1.38	946
	Manganese (Filtered)	µg/L	3	50[#1]	123(bio)[#9]	5750	<3	554	402	59.8	<3	12.5	<3	190	1310	1400	1510	<3	1040
	Mercury	µg/L	0.02	1[#1]	0.07(MAC)[#10]	<0.02	<0.02	-	<0.02	<0.02	-	0.0212	-	<0.02	<0.02	-	<0.02	<0.02	<0.02
	Mercury (Filtered)	µg/L	0.01	1[#1]	0.07(MAC)[#10]	<0.01	<0.01	-	<0.01	<0.01	0.0363	0.0108	0.0146	<0.01	<0.01	-	<0.01	<0.01	<0.01
	Molybdenum	µg/L	9	70[#11]		-	-	-	-	-	-	-	-	-	-	-	-	-	-
	Nickel	µg/L	1	20[#1]	4(bio)[#8]	2.65	3.57	-	3.13	3.61	-	4.8	-	1.98	16.4	-	18.2	<1	13
	Nickel (Filtered)	µg/L	0.4	20[#1]	4(bio)[#8]	2.41	1.64	-	3.05	3.28	1.48	4.46	2.91	1.96	18.1	-	16.7	<0.4	12.5
	Selenium	µg/L	1	10[#1]		<1	3.11	-	2.2	<1	-	<1	-	<1	1.32	-	3.27	<1	<1
	Selenium (Filtered)	µg/L	1	10[#1]		-	3.08	-	-	-	2.22	-	1.55	-	-	-	2.45	<1	-
	Strontium (Filtered)	µg/L	1			-	-	-	-	-	-	-	-	-	-	-	-	-	-
	Vanadium	µg/L	5		20[#12]	-	-	-	-	-	-	-	-	-	-	-	-	-	-
	Zinc	µg/L	5	3000[#11]	10.9(bio)[#8]	9.46	36.3	-	<5	7.3	-	<5	-	<5	<5	-	13.2	<5	5.57
	Zinc (Filtered)	µg/L	1	3000[#11]	10.9(bio)[#8]	-	<1	-	-	-	<1	-	1.12	-	-	-	3.56	2.93	-
Inorganics	Total Hardness	mg/l	0.35			1540	304	343	380	127	220	96.5	158	145	1080	1100	1040	1.6	1030
	Alkalinity (Bicarbonate as CaCO3)	mg/L	2			629	255	299	193	123	124	82.3	85.8	167	697	946	855	5	600
	Alkalinity (Bicarbonate) as HCO3	mg/L	2			768	<2	-	-	149	<2	100	<2	204	-	-	1040	6.1	732
	Alkalinity (total) as CaCO3	mg/L	2			-	-	245	-	-	-	-	-	-	-	775	-	-	-
	Ammoniacal Nitrogen as N (Filtered)	mg/L	0.01		0.6[#12]	0.982	0.146	0.372	0.31	0.251	0.76	0.299	0.394	0.405	0.0338	0.03	0.0644	0.014	0.0496
	Ammoniacal Nitrogen as NH3 (Filtered)	mg/L	0.01			-	-	-	-	-	-	-	-	-	-	-	-	-	-
	Bromide (Filtered)	mg/L	0.06			-	-	-	-	-	-	-	-	-	-	-	-	-	-
	Calcium (Filtered)	mg/L	0.2			377	115	118	131	43.8	80.6	40.9	67.2	49.1	303	325	364	0.769	280
	Chloride (Filtered)	mg/L	2	250[#1]	250[#3]	49	38.9	12.1	14.7	22.2	24.3	24.9	23.9	22.2	139	132	143	<2	118
	Cyanide (Free) (Filtered)	µg/L	2.5	50[#1]	1[#2]	<2.5	<2.5	-	<2.5	<2.5	<2.5	<2.5	<2.5	<2.5	<2.5	-	<2.5	<2.5	<2.5
	Cyanide Total (Filtered)	µg/L	5	50[#1]	1[#2]	<5	<5	-	8.67	<5	<5	<5	<5	<5	<5	-	<5	<5	<5
	cyanides-complex (Filtered)	µg/L	5	50[#1]	1[#2]	<5	<5	-	8.64	<5	<5	<5	<5	<5	<5	-	<5	<5	<5
	Fluoride (Filtered)	µg/L	500	1500[#1]	1000[#13]	507	895	-	<500	565	800	691	958	556	<500	-	<500	<500	<500
	Iodide	mg/L				-	-	-	-	-	-	-	-	-	-	-	-	-	-
	Magnesium (Filtered)	mg/L	0.036			185	0.0991	16.2	16.8	3.75	0.228	0.876	0.0529	9.42	69.4	66	68.9	0.0477	56.3
	Nitrate (as N) (Filtered)	mg/L	0.0677			-	-	-	-	-	-	-	-	-	-	-	-	-	-
	Nitrate (as NO3-) (Filtered)	mg/L	0.3	50(NO3)[#14]		<0.3	5.22	6.82	20	<0.3	<0.3	<0.3	<0.3	<0.3	8.23	17.3	14.3	0.923	0.568
	Phosphorus	µg/L	20			165	-	-	105	104	-	92.2	-	123	438	-	-	-	386
	Phosphorus (Filtered)	µg/L	10			158	-	-	72.8	84.1	-	83.3	-	112	496	-	-	-	314
	Potassium (Filtered)	mg/L	0.2			11.7	11	8.36	11.3	6.57	8.27	5.99	6.61	8.36	46.2	38.4	39.1	0.229	33.9
	Sodium (Filtered)	mg/L	0.076	200[#1]		235	126	56.5	74.1	51.9	53.2	45.9	46.9	42.1	124	113	130	0.424	112
	Sulphate (Filtered)	mg/L	2	250(SO4)[#15]	400[#3]	1320	210	248	316	72.5	103	81.7	83.7	54.5	472	490	421	<2	423
	Orthophosphate as P (Filtered)	µg/L	20			-	-	37.5	-	-	<20	-	<20	-	-	314	-	-	-
PAH	Naphthalene	µg/L	0.01		2[#2]	0.226	0.439	-	<1 - 0.141	<1 - 0.337	0.287	<1 - 0.287	<1 - 0.077	<1 - 0.346	<0.01	-	0.0123	0.0312	<1 - 0.0382
	Acenaphthene	µg/L	0.005		No UK EQS	0.0537	0.154	-	<0.01	<1 - 0.0514	0.07	<1 - 0.057	<1 - 0.01	<1 - 0.0565	<0.005	-	<0.005	<0.005	<0.01
	Acenaphthylene	µg/L	0.005		No UK EQS	<0.005	<0.005	-	<0.01	<0.01	0.00897	<0.005	<0.005	<0.01	<0.005	-	<0.005	<0.005	<0.01
	Fluoranthene	µg/L	0.005		0.0063[#2]	<0.005	0.0414	-	<0.01	<0.01	<0.005	<0.005	<0.005	<0.01	<0.005	-	<0.005	<0.005	<0.01
	Anthracene	µg/L	0.005		0.1[#2]	<0.005	0.0175	-	<0.01	<0.01	<0.005	<0.005	<0.005	<0.01	<0.005	-	<0.005	<0.005	<0.01
	Phenanthrene	µg/L	0.005		No UK EQS	0.0118	0.264	-	<0.01	<0.01	0.102	<0.005	<0.005	<0.01	<0.005	-	<0.005	<0.005	<0.01
	Fluorene	µg/L	0.005		No UK EQS	0.0351	0.11	-	<0.01	<1 - 0.0162	0.0585	<1 - 0.0177	<0.005	<1 - 0.022	<0.005	-	<0.005	<0.005	<0.01
	Chrysene	µg/L	0.005		No UK EQS	<0.005	<0.005	-	<0.01	<0.01	<0.005	<0.005	<0.005	<0.01	<0.005	-	<0.005	<0.005	<0.01
	Pyrene	µg/L	0.005		No UK EQS	<0.005	0.0249	-	<0.01	<0.01	<0.005	<0.005	<0.005	<0.01	<0.005	-	0.00846	<0.005	<0.01
	Benzo(a)anthracene	µg/L	0.005		No UK EQS	<0.005	<0.005	-	<0.01	<0.01	<0.005	<0.005	<0.005	<0.01	<0.005	-	<0.005	<0.005	<0.01
	Benzo(b)fluoranthene	µg/L	0.005	0.025[#16]	See BaP[#17]	<0.005	<0.005	-	<0.01	<0.01	<0.005	<0.005	<0.005	<0.01	<0.005	-	<0.005	<0.005	<0.01
	Benzo(k)fluoranthene	µg/L	0.005	0.025[#16]	See BaP[#17]	<0.005	<0.005	-	<0.01	<0.01	<0.005	<0.005	<0.005	<0.01	<0.005	-	<0.005	<0.005	<0.01
	Benzo(a)pyrene	µg/L	0.002	0.01[#1]	0.00017[#17]	<0.002	<0.002	-	<0.004	<0.004	<0.002	<0.002	<0.002	<0.004	<0.002	-	<0.002	<0.002	<0.004
	Dibenz(a,h)anthracene	µg/L	0.005		No UK EQS	<0.005	<0.005	-	<0.01	<0.01	<0.005	<0.005	<0.005	<0.01	<0.005	-	<0.005	<0.005	<0.01
	Benzo(g,h,i)perylene	µg/L	0.005	0.025[#16]	See BaP[#17]	<0.005	<0.005	-	<0.01	<0.01	<0.005	<0.005	<0.005	<0.01	<0.005	-	<0.005	<0.005	<0.01
	Indeno(1,2,3-c,d)pyrene	µg/L	0.005	0.025[#16]	See BaP[#17]	<0.005	<0.005	-	<0.01	<0.01	<0.005	<0.005	<0.005	<0.01	<0.005	-	<0.005	<0.005	<0.01
	PAH 16 Total	µg/L	0.082			0.326	1.05	-	<0.164	0.404	0.527	0.362	0.087	0.424	<0.082	-	<0.082	<0.082	<0.164

						Investigation Phase	LTM	GI	LTM	LTM	LTM	GI	LTM	GI	LTM	LTM	LTM	GI	GI	LTM
						Location_Code	OH17004	OH19001	OH19001	OH19001	OH19001	OH19001	OH19001	OH19001	OH19001	OH19002	OH19002	OH19002	OH19002	OH19002
						Sampled_Date	12/08/2020	13/01/2020	19/11/2020	09/10/2020	21/07/2020	10/03/2020	16/06/2020	16/04/2020	13/08/2020	09/10/2020	19/11/2020	20/01/2020	20/01/2020	21/07/2020
						Sample_Depth	6.00	1.15	1.31	1.27	1.74	2.00	2.50	2.80	3.30	0.26	1.26	0.96	Not recorded	1.65
Chem_Group	ChemName	output unit	EQL	UK Drinking Water Standards (GAC)	UK Freshwater EQS (GAC)															
TPH CWG	>C5-C6 Aliphatics	µg/L	10	See TPH	See TPH	<10	23	-	<10	<10	<10	<10	<10	<10	<10	-	<10	<10	<10
	>C6-C8 Aliphatics	µg/L	10	See TPH	See TPH	<10	246	-	<10	<10	26	<10	19	<10	<10	-	49	<10	<10
	>C8-C10 Aliphatics	µg/L	10	See TPH	See TPH	<10	272	-	<10	10	59	32	79	<10	<10	-	96	<10	<10
	>C10-C12 Aliphatics	µg/L	10	See TPH	See TPH	<10	123	-	<10	<10	28	17	28	<10	<10	-	30	<10	<10
	>C12-C16 Aliphatics	µg/L	10	See TPH	See TPH	<10	<10	-	<20	<20	<10	<10	<10	<20	<10	-	<10	<10	<20
	>C16-C21 Aliphatics	µg/L	10	See TPH	See TPH	<10	<10	-	<20	<20	<10	<10	21	<20	<10	-	<10	<10	<20
	>C21-C35 Aliphatics	µg/L	10	See TPH	See TPH	<10	<10	-	<20	<20	<10	<10	19	<20	<10	-	<10	<10	<20
	>C16-C35 Aliphatics	µg/L	10			<10	<10	-	<20	<20	<10	<10	40	<20	<10	-	<10	<10	<20
	Total Aliphatics >C12-C35	µg/L	10			<10	<10	-	<20	<20	<10	<10	40	<20	<10	-	<10	<10	<20
	>EC5-EC7 Aromatics	µg/L	10	See TPH	See TPH	-	-	-	-	-	-	-	-	-	-	-	-	-	-
	>EC6-EC7 Aromatics	µg/L	10			<10	<10	-	<10	<10	<10	<10	<10	<10	<10	-	<10	<10	<10
	>EC7-EC8 Aromatics	µg/L	10	See TPH	See TPH	<10	<10	-	<10	<10	<10	<10	<10	<10	<10	-	<10	<10	<10
	>EC8-EC10 Aromatics	µg/L	10	See TPH	See TPH	<10	352	-	<10	<10	59	29	72	<10	<10	-	111	<10	<10
	>EC10-EC12 Aromatics	µg/L	10	See TPH	See TPH	<10	82	-	<10	<10	19	11	19	<10	<10	-	20	<10	<10
	>EC12-EC16 Aromatics	µg/L	10	See TPH	See TPH	<10	12	-	<20	<20	<10	<10	15	<20	<10	-	<10	<10	<20
	>EC16-EC21 Aromatics	µg/L	10	See TPH	See TPH	<10	<10	-	<20	<20	<10	<10	14	<20	<10	-	<10	<10	<20
	>EC21-EC35 Aromatics	µg/L	10	See TPH	See TPH	<10	<10	-	<20	<20	<10	<10	20	<20	<10	-	<10	<10	<20
	Total Aromatics >EC12-EC35	µg/L	10			<10	12	-	<20	<20	<10	<10	49	<20	<10	-	<10	<10	<20
	TPH >C5-C35 Aliphatics/Aromatics	µg/L	10	|10[#18]	|50[#19]	<10	1110	-	<10	33	198	99	313	<20	<10	-	318	<10	<20
TPH	>C8-C10	µg/L	10			-	-	-	-	-	-	-	-	-	-	-	-	-	-
	GRO >C7-8	µg/L	10			-	-	-	-	-	-	-	-	-	-	-	-	-	-
	EPH/TPH >C10-12	µg/L	200			-	-	-	-	-	-	-	-	-	-	-	-	-	-
	EPH/TPH >C12-16	µg/L	200			-	-	-	-	-	-	-	-	-	-	-	-	-	-
	EPH/TPH >C16-21	µg/L	200			-	-	-	-	-	-	-	-	-	-	-	-	-	-
	EPH/TPH >C35-40	µg/L	200			-	-	-	-	-	-	-	-	-	-	-	-	-	-
	EPH >C10-40	µg/L	200			-	-	-	-	-	-	-	-	-	-	-	-	-	-
	EPH/TPH >C21-28	µg/L	200			-	-	-	-	-	-	-	-	-	-	-	-	-	-
	EPH/TPH >C28-35	µg/L	200			-	-	-	-	-	-	-	-	-	-	-	-	-	-
	Total EPH C6-40	µg/L	100			-	-	-	-	-	-	-	-	-	-	-	-	-	-
	GRO >C5-12	µg/L	50			<50	1100	-	<50	<50	198	99	223	<50	<50	-	317	<50	<50
	GRO>C10-12	µg/L	10			-	-	-	-	-	-	-	-	-	-	-	-	-	-
	GRO >C5-6	µg/L	10			-	-	-	-	-	-	-	-	-	-	-	-	-	-
	GRO >C6-7	µg/L	10			-	-	-	-	-	-	-	-	-	-	-	-	-	-
BTEX and MTBE	Benzene	µg/L	1	1[#1]	10[#2]	<7	<7	-	<1	<1	<7	<1	<1	<1	<1	-	<7	<7	<1
	Toluene	µg/L	1	700[#20]	74[#2]	<4	<4	-	<1	<4 - 1.71	<4	<4 - 1.63	<4 - 1.49	<4 - 1.47	<1	-	<4	<4	<1
	Ethylbenzene	µg/L	1	300[#20]	20[#21]	<5	147	-	<1	<1	<5	<1	<1	<1	<1	-	41	<5	<1
	Xylene (m & p)	µg/L	1	250[#22]	15[#23]	<8	<8	-	<1	<1	<8	<1	<1	<1	<1	-	<8	<8	<1
	Xylene (o)	µg/L	1	250[#22]	15[#23]	<3	23	-	<1	<1	17	<1 - 8	<1 - 17	<1	<1	-	6	<3	<1
	Xylene Total	µg/L	2	500[#20]	30[#3]	<11	23	-	<2	<2	17	<2	<2 - 17	<2	<2	-	<11	<11	<2
	MTBE	µg/L	1	15[#24]	15[#25]	<3	<3	-	<1	<1	<3	<1	<1	<1	<1	-	<3	<3	<1
	Total BTEX	µg/L	28			<28	170	-	<28	<28	<28	<28	<28	<28	<28	-	41	<28	<28
VOC	Styrene	µg/L	1		50[#3]	-	-	-	<1	<1	-	<1	<1	<1	<1	-	-	-	<1
	cis-1,3-dichloropropene	µg/L	1			-	-	-	<1	<1	-	<1	<1	<1	<1	-	-	-	<1
	trans-1,3-dichloropropene	µg/L	1			-	-	-	<1	<1	-	<1	<1	<1	<1	-	-	-	<1
	1,1,1,2-tetrachloroethane	µg/L	1		70[#26]	-	-	-	<1	<1	-	<1	<1	<1	<1	-	-	-	<1
	1,1,1-trichloroethane	µg/L	1	2000[#27]	100[#3]	-	-	-	<1	<1	-	<1	<1	<1	<1	-	-	-	<1
	1,1,2,2-tetrachloroethane	µg/L	1		70[#26]	-	-	-	<1	<1	-	<1	<1	<1	<1	-	-	-	<1
	1,1,2-trichloroethane	µg/L	1		400[#3]	-	-	-	<1	<1	-	<1	<1	<1	<1	-	-	-	<1
	1,1-dichloroethane	µg/L	1	2.8[#28]		-	-	-	<1	<1	-	<1	<1	<1	<1	-	-	-	<1
	1,1-dichloroethene	µg/L	1	140[#29]		-	-	-	<1	<1	-	<1	<1	<1	<1	-	-	-	<1
	1,1-dichloropropene	µg/L	1			-	-	-	<1	<1	-	<1	<1	<1	<1	-	-	-	<1
	1,2,3-trichloropropane	µg/L	1			-	-	-	<1	<1	-	<1	<1	<1	<1	-	-	-	<1
	1,2,4-trimethylbenzene	µg/L	1			-	-	-	<1	<1	-	<1	<1	<1	<1	-	-	-	<1
	1,2-dibromo-3-chloropropane	µg/L	1			-	-	-	<1	<1	-	<1	<1	<1	<1	-	-	-	<1
	1,2-dibromoethane	µg/L	1			-	-	-	<1	<1	-	<1	<1	<1	<1	-	-	-	<1
	1,2-dichloroethane	µg/L	1	3[#1]	10[#2]	-	-	-	<1	<1	-	<1	<1	<1	<1	-	-	-	<1
	1,2-dichloropropane	µg/L	1			-	-	-	<1	<1	-	<1	<1	<1	<1	-	-	-	<1
	1,3,5-trimethylbenzene	µg/L	1			-	-	-	<1	<1	-	<1	<1	<1	<1	-	-	-	<1
	1,3-dichloropropane	µg/L	1			-	-	-	<1	<1	-	<1	<1	<1	<1	-	-	-	<1
	2,2-dichloropropane	µg/L	1			-	-	-	<1	<1	-	<1	<1	<1	<1	-	-	-	<1
	2-chlorotoluene	µg/L	1			-	-	-	<1	<1	-	<1	<1	<1	<1	-	-	-	<1
	4-chlorotoluene	µg/L	1			-	-	-	<1	<1	-	<1	<1	<1	<1	-	-	-	<1
	Bromobenzene	µg/L	1			-	-	-	<1	<1	-	<1	<1	<1	<1	-	-	-	<1
	Bromochloromethane	µg/L	1			-	-	-	<1	<1	-	<1	<1	<1	<1	-	-	-	<1
	Bromodichloromethane	µg/L	1	25[#30]		-	-	-	<1	<1	-	<1	<1	<1	<1	-	-	-	<1
	Bromoform	µg/L	1	25[#30]		-	-	-	<1	<1	-	<1	<1	<1	<1	-	-	-	<1
	Bromomethane	µg/L	1			-	-	-	<1	<1	-	<1	<1	<1	<1	-	-	-	<1
	Carbon disulfide	µg/L	1			-	-	-	<1	<1	-	<1	<1	<1	<1	-	-	-	<1
	Carbon tetrachloride	µg/L	1	3[#1]	12[#2]	-	-	-	<1	<1	-	<1	<1	<1	<1	-	-	-	<1

					Investigation Phase	LTM	GI	LTM	LTM	LTM	GI	LTM	GI	LTM	LTM	LTM	GI	GI	LTM
					Location_Code	OH17004	OH19001	OH19001	OH19001	OH19001	OH19001	OH19001	OH19001	OH19001	OH19002	OH19002	OH19002	OH19002	OH19002
					Sampled_Date	12/08/2020	13/01/2020	19/11/2020	09/10/2020	21/07/2020	10/03/2020	16/06/2020	16/04/2020	13/08/2020	09/10/2020	19/11/2020	20/01/2020	20/01/2020	21/07/2020
					Sample_Depth	6.00	1.15	1.31	1.27	1.74	2.00	2.50	2.80	3.30	0.26	1.26	0.96	Not recorded	1.65
				UK Drinking Water Standards (GAC)	UK Freshwater EQS (GAC)														
Chem_Group	**ChemName**	**output unit**	**EQL**																
	Chlorodibromomethane	µg/L	1	25[#30]		-	-	-	<1	<1	-	<1	<1	<1	<1	-	-	-	<1
	Chloroethane	µg/L	1			-	-	-	<1	<1	-	<1	<1	<1	<1	-	-	-	<1
	Chloroform	µg/L	1	25[#30]	2.5[#2]	-	-	-	<1	<1	-	<1	<1	<1	<1	-	-	-	<1
	Chloromethane	µg/L	1			-	-	-	<1	<1	-	<1	<1	<1	<1	-	-	-	<1
	cis-1,2-dichloroethene	µg/L	1	25[#31]		-	-	-	<1	<1	-	<1	<1	<1	<1	-	-	-	<1
	Dibromomethane	µg/L	1			-	-	-	<1	<1	-	<1	<1	<1	<1	-	-	-	<1
	Dichlorodifluoromethane	µg/L	1			-	-	-	<1	<1	-	<1	<1	<1	<1	-	-	-	<1
	Dichloromethane	µg/L	3		20[#2]	-	-	-	<3	<3	-	<3	<3	<3	<3	-	-	-	<3
	Isopropylbenzene	µg/L	1			-	-	-	<1	<1	-	<1	<1	<1	<1	-	-	-	<1
	n-butylbenzene	µg/L	1			-	-	-	<1	<1	-	<1	<1	<1	<1	-	-	-	<1
	n-propylbenzene	µg/L	1			-	-	-	<1	<1	-	<1	<1	<1	<1	-	-	-	<1
	p-isopropyltoluene	µg/L	1			-	-	-	<1	<1	-	<1	<1	<1	<1	-	-	-	<1
	sec-butylbenzene	µg/L	1			-	-	-	<1	<1	-	<1	<1	<1	<1	-	-	-	<1
	Trichloroethene	µg/L	1	5[#32]	10[#2]	-	-	-	<1	<1	-	<1	<1	<1	<1	-	-	-	<1
	tert-butylbenzene	µg/L	1			-	-	-	<1	<1	-	<1	<1	<1	<1	-	-	-	<1
	Tetrachloroethene	µg/L	1	5[#32]	10[#2]	-	-	-	<1	<1	-	<1	<1	<1	<1	-	-	-	<1
	trans-1,2-dichloroethene	µg/L	1	25[#31]		-	-	-	<1	<1	-	<1	<1	<1	<1	-	-	-	<1
	Trichlorofluoromethane	µg/L	1			-	-	-	<1	<1	-	<1	<1	<1	<1	-	-	-	<1
	Vinyl chloride	µg/L	1	0.5[#1]		-	-	-	<1	<1	-	<1	<1	<1	<1	-	-	-	<1
	tert-Amyl methyl ether	µg/L	1			-	-	-	<1	<1	-	<1	<1	<1	<1	-	-	-	<1
VOC/SVOC	1,2,3-trichlorobenzene	µg/L	0.01		0.13[#33]	-	-	-	<1	<1	-	<1	<1	<1	<1	-	-	-	<1
	1,2,4-trichlorobenzene	µg/L	0.01		0.13[#33]	-	-	-	<1	<1	-	<1	<1	<1	<1	-	-	-	<1
	1,2-dichlorobenzene	µg/L	1		6.7[#34]	-	-	-	<1	<1	-	<1	<1	<1	<1	-	-	-	<1
	1,3,5-Trichlorobenzene	µg/L	0.01		0.13[#33]	-	-	-	<1	<1	-	<1	<1	<1	<1	-	-	-	<1
	1,3-dichlorobenzene	µg/L	1		6.7[#34]	-	-	-	<1	<1	-	<1	<1	<1	<1	-	-	-	<1
	1,4-dichlorobenzene	µg/L	1		6.7[#34]	-	-	-	<1	<1	-	<1	<1	<1	<1	-	-	-	<1
	Chlorobenzene	µg/L	1	100[#35]		-	-	-	<1	<1	-	<1	<1	<1	<1	-	-	-	<1
	Hexachlorobutadiene	µg/L	0.01		0.6(MAC)[#10]	-	-	-	<1	<1	-	<1	<1	<1	<1	-	-	-	<1
SVOC	4-bromophenyl phenyl ether	µg/L	1			-	-	-	<1	<1	-	<1	<1	<1	<1	-	-	-	<1
	4-nitroaniline	µg/L	1			-	-	-	<1	<1	-	<1	<1	<1	<1	-	-	-	<1
	4-nitrophenol	µg/L	1			-	-	-	<1	<1	-	<1	<1	<1	<1	-	-	-	<1
	2,4,5-trichlorophenol	µg/L	1			-	-	-	<1	<1	-	<1	<1	<1	<1	-	-	-	<1
	2,4,6-trichlorophenol	µg/L	1			-	-	-	<1	<1	-	<1	<1	<1	<1	-	-	-	<1
	2,4-dichlorophenol	µg/L	1		4.2[#2]	-	-	-	<1	<1	-	<1	<1	<1	<1	-	-	-	<1
	2,4-dimethylphenol	µg/L	1			-	-	-	<1	<1	-	<1	<1	<1	<1	-	-	-	<1
	2,4-dinitrotoluene	µg/L	1			-	-	-	<1	<1	-	<1	<1	<1	<1	-	-	-	<1
	2,6-dinitrotoluene	µg/L	1			-	-	-	<1	<1	-	<1	<1	<1	<1	-	-	-	<1
	2-chloronaphthalene	µg/L	1			-	-	-	<1	<1	-	<1	<1	<1	<1	-	-	-	<1
	2-chlorophenol	µg/L	1		50[#3]	-	-	-	<1	<1	-	<1	<1	<1	<1	-	-	-	<1
	2-methylnaphthalene	µg/L	1			-	-	-	<1	<1	-	<1	<1	<1	<1	-	-	-	<1
	2-methylphenol	µg/L	1			-	-	-	<1	<1	-	<1	<1	<1	<1	-	-	-	<1
	2-nitroaniline	µg/L	1			-	-	-	<1	<1	-	<1	<1	<1	<1	-	-	-	<1
	2-nitrophenol	µg/L	1			-	-	-	<1	<1	-	<1	<1	<1	<1	-	-	-	<1
	3-nitroaniline	µg/L	1			-	-	-	<1	<1	-	<1	<1	<1	<1	-	-	-	<1
	4,6-Dinitro-2-methylphenol	µg/L				-	-	-	-	-	-	-	-	-	-	-	-	-	-
	4-chloro-3-methylphenol	µg/L	1		40[#3]	-	-	-	<1	<1	-	<1	<1	<1	<1	-	-	-	<1
	4-chloroaniline	µg/L	1			-	-	-	<1	<1	-	<1	<1	<1	<1	-	-	-	<1
	4-chlorophenyl phenyl ether	µg/L	1			-	-	-	<1	<1	-	<1	<1	<1	<1	-	-	-	<1
	4-methylphenol	µg/L	1			-	-	-	<1	<1	-	<1	2.99	<1	<1	-	-	-	<1
	Azobenzene	µg/L	1			-	-	-	<1	<1	-	<1	<1	<1	<1	-	-	-	<1
	Bis(2-chloroethoxy) methane	µg/L	1			-	-	-	<1	<1	-	<1	<1	<1	<1	-	-	-	<1
	Bis(2-chloroethyl)ether	µg/L	1			-	-	-	<1	<1	-	<1	<1	<1	<1	-	-	-	<1
	Bis(2-ethylhexyl) phthalate	µg/L	2		1.3[#2]	-	-	-	<2	<2	-	<2	<2	<2	<2	-	-	-	<2
	Butyl benzyl phthalate	µg/L	1		7.5[#2]	-	-	-	<1	<1	-	<1	<1	<1	<1	-	-	-	<1
	Carbazole	µg/L	1			-	-	-	<1	<1	-	<1	<1	<1	<1	-	-	-	<1
	Dibenzofuran	µg/L	1			-	-	-	<1	<1	-	<1	<1	<1	<1	-	-	-	<1
	Diethylphthalate	µg/L	1		200[#3]	-	-	-	<1	<1	-	<1	<1	<1	<1	-	-	-	<1
	Dimethyl phthalate	µg/L	1		800[#3]	-	-	-	<1	<1	-	<1	<1	<1	<1	-	-	-	<1
	Di-n-butyl phthalate	µg/L	1		8[#3]	-	-	-	<1	<1	-	<1	<1	<1	<1	-	-	-	<1
	Di-n-octyl phthalate	µg/L	5		20[#3]	-	-	-	<5	<5	-	<5	<5	<5	<5	-	-	-	<5
	Hexachlorobenzene	µg/L	0.01		0.05(MAC)[#10]	-	-	-	<1	<1	-	<1	<1	<1	<1	-	-	-	<1
	Hexachlorocyclopentadiene	µg/L	1			-	-	-	<1	<1	-	<1	<1	<1	<1	-	-	-	<1
	Hexachloroethane	µg/L	1			-	-	-	<1	<1	-	<1	<1	<1	<1	-	-	-	<1
	Isophorone	µg/L	1			-	-	-	<1	<1	-	<1	<1	<1	<1	-	-	-	<1
	Nitrobenzene	µg/L	1			-	-	-	<1	<1	-	<1	<1	<1	<1	-	-	-	<1
	N-nitrosodi-n-propylamine	µg/L	1			-	-	-	<1	<1	-	<1	<1	<1	<1	-	-	-	<1
	Pentachlorobenzene	µg/L	0.01		0.007[#2]	-	-	-	-	-	-	-	-	-	-	-	-	-	-
	Pentachloronitrobenzene	µg/L	0.01			-	-	-	-	-	-	-	-	-	-	-	-	-	-
	Pentachlorophenol	µg/L	1		0.4[#2]	-	-	-	<1	<1	-	<1	<1	<1	<1	-	-	-	<1

						Investigation Phase	LTM	GI	LTM	LTM	LTM	GI	LTM	GI	LTM	LTM	LTM	GI	GI	LTM
						Location_Code	OH17004	OH19001	OH19001	OH19001	OH19001	OH19001	OH19001	OH19001	OH19001	OH19002	OH19002	OH19002	OH19002	OH19002
						Sampled_Date	12/08/2020	13/01/2020	19/11/2020	09/10/2020	21/07/2020	10/03/2020	16/06/2020	16/04/2020	13/08/2020	09/10/2020	19/11/2020	20/01/2020	20/01/2020	21/07/2020
						Sample_Depth	6.00	1.15	1.31	1.27	1.74	2.00	2.50	2.80	3.30	0.26	1.26	0.96	Not recorded	1.65
				UK Drinking Water Standards (GAC)	UK Freshwater EQS (GAC)															
Chem_Group	**ChemName**	**output unit**	**EQL**																	
PCB	Heptachlorobiphenyl, 2,3,3,4,4,5,5- (PCB 189)	µg/L	0.015			-	<0.015	-	-	-	<0.015	-	-	-	<0.015	-	<0.015	<0.015	<0.03
	Hexachlorobiphenyl, 2,3,3,4,4,5- (PCB 156)	µg/L	0.015			-	<0.015	-	-	-	<0.015	-	-	-	<0.015	-	<0.015	<0.015	<0.03
	Hexachlorobiphenyl, 2,3,3,4,4,5- (PCB 157)	µg/L	0.015			-	<0.015	-	-	-	<0.015	-	-	-	<0.015	-	<0.015	<0.015	<0.03
	Hexachlorobiphenyl, 2,3,4,4,5,5- (PCB 167)	µg/L	0.015			-	<0.015	-	-	-	<0.015	-	-	-	<0.015	-	<0.015	<0.015	<0.03
	Hexachlorobiphenyl, 3,3,4,4,5,5- (PCB 169)	µg/L	0.015			-	<0.015	-	-	-	<0.015	-	-	-	<0.015	-	<0.015	<0.015	<0.03
	PCB 101	µg/L	0.015			-	<0.015	-	-	-	<0.015	-	-	-	<0.015	-	<0.015	<0.015	<0.03
	PCB 118	µg/L	0.015			-	<0.015	-	-	-	<0.015	-	-	-	<0.015	-	<0.015	<0.015	<0.03
	PCB 138	µg/L	0.015			-	<0.015	-	-	-	<0.015	-	-	-	<0.015	-	<0.015	<0.015	<0.03
	PCB 153	µg/L	0.015			-	<0.015	-	-	-	<0.015	-	-	-	<0.015	-	<0.015	<0.015	<0.03
	PCB 180	µg/L	0.015			-	<0.015	-	-	-	<0.015	-	-	-	<0.015	-	<0.015	<0.015	<0.03
	PCB 28	µg/L	0.015			-	<0.015	-	-	-	<0.015	-	-	-	<0.015	-	<0.015	<0.015	<0.03
	PCB 52	µg/L	0.015			-	<0.015	-	-	-	<0.015	-	-	-	<0.015	-	<0.015	<0.015	<0.03
	Pentachlorobiphenyl, 2,3,3,4,4- (PCB 105)	µg/L	0.015			-	<0.015	-	-	-	<0.015	-	-	-	<0.015	-	<0.015	<0.015	<0.03
	Pentachlorobiphenyl, 2,3,4,4,5- (PCB 114)	µg/L	0.015			-	<0.015	-	-	-	<0.015	-	-	-	<0.015	-	<0.015	<0.015	<0.03
	Pentachlorobiphenyl, 2,3,4,4,5- (PCB 123)	µg/L	0.015			-	<0.015	-	-	-	<0.015	-	-	-	<0.015	-	<0.015	<0.015	<0.03
	Pentachlorobiphenyl, 3,3,4,4,5- (PCB 126)	µg/L	0.015			-	<0.015	-	-	-	<0.015	-	-	-	<0.015	-	<0.015	<0.015	<0.03
	Tetrachlorobiphenyl, 3,3,4,4- (PCB 77)	µg/L	0.015			-	<0.015	-	-	-	<0.015	-	-	-	<0.015	-	<0.015	<0.015	<0.03
	Tetrachlorobiphenyl, 3,4,4,5- (PCB 81)	µg/L	0.015			-	<0.015	-	-	-	<0.015	-	-	-	<0.015	-	<0.015	<0.015	<0.03
	Total PCB 7 Congeners	µg/L	0.105			-	<0.105	-	-	-	<0.105	-	-	-	<0.105	-	<0.105	<0.105	<0.21
	Total PCB WHO 12	µg/L	0.18			-	<0.18	-	-	-	-	-	-	-	-	-	<0.18	<0.18	-
Phenolics	Xylenols (Filtered)	µg/L	0.5			0.92	<0.5	-	1.38	<5	0.58	<5	<5	<1	<0.5	-	1.21	0.92	3.94
	Cresol Total (Filtered)	µg/L	0.5			<0.5	1.81	-	<0.5	<5	3.1	<5	5.91	<1	<0.5	-	0.76	<0.5	<0.5
	Phenol	µg/L	1	5800[#28]	7.7[#2]	-	-	-	<1	<1	-	32.2	16.4	<1	<1	-	-	-	<1
	Phenol (Filtered)	µg/L	0.5	5800[#28]	7.7[#2]	<0.5	5.39	-	2.35	25.5	5.05	79.1	47.1	14.4	<0.5	-	0.88	<0.5	<0.5
	Phenols Monohydric (Filtered)	µg/L	0.5			0.92	7.2	-	3.73	25.5	8.73	79.1	53	14.4	<0.5	-	2.85	0.92	3.94
Organotins	Tributyltin	µg/L	0.001		0.0002[#2]	-	<0.01	-	-	-	<0.001	-	-	-	<0.001	-	<0.001	<0.001	<0.001
Pesticides	1-(3.4-Dichlorophenyl) urea (DCPU)	µg/l				-	-	-	-	-	-	-	-	-	-	-	-	-	-
	2-(4-Chlorophenoxy)propionic acid, 4-CPP	µg/l				-	-	-	-	-	-	-	-	-	-	-	-	-	-
	2-amino-N-(isopropyl)benzamide	µg/l				-	-	-	-	-	-	-	-	-	-	-	-	-	-
	2-Chloro-2.6-diethylacetanilide	µg/l				-	-	-	-	-	-	-	-	-	-	-	-	-	-
	Acibenzolar-S-methyl	µg/l				-	-	-	-	-	-	-	-	-	-	-	-	-	-
	Aminopyralid	µg/l				-	-	-	-	-	-	-	-	-	-	-	-	-	-
	Azoxystrobin	µg/L				-	-	-	-	-	-	-	-	-	-	-	-	-	-
	BAM	µg/l				-	-	-	-	-	-	-	-	-	-	-	-	-	-
	Benalaxyl	µg/l				-	-	-	-	-	-	-	-	-	-	-	-	-	-
	Bentazone methyl	µg/l				-	-	-	-	-	-	-	-	-	-	-	-	-	-
	Bifenox	µg/L				-	-	-	-	-	-	-	-	-	-	-	-	-	-
	Bitertanol	µg/l				-	-	-	-	-	-	-	-	-	-	-	-	-	-
	Boscalid	µg/l				-	-	-	-	-	-	-	-	-	-	-	-	-	-
	Cadusafos	µg/l				-	-	-	-	-	-	-	-	-	-	-	-	-	-
	Carfentrazone-ethyl	µg/L				-	-	-	-	-	-	-	-	-	-	-	-	-	-
	Chloridazon-desphenyl	µg/l				-	-	-	-	-	-	-	-	-	-	-	-	-	-
	Chloridazon-methyl desphenyl	µg/l				-	-	-	-	-	-	-	-	-	-	-	-	-	-
	Chlorotoluron-desmethyl	µg/l				-	-	-	-	-	-	-	-	-	-	-	-	-	-
	Chlorpropham	µg/L			10[#3]	-	-	-	-	-	-	-	-	-	-	-	-	-	-
	Clodinafop	µg/l				-	-	-	-	-	-	-	-	-	-	-	-	-	-
	Clomeprop	µg/l				-	-	-	-	-	-	-	-	-	-	-	-	-	-
	Crimidine	µg/l				-	-	-	-	-	-	-	-	-	-	-	-	-	-
	Cybutryne (Irgarol)	µg/l				-	-	-	-	-	-	-	-	-	-	-	-	-	-
	Cyprazine	µg/l				-	-	-	-	-	-	-	-	-	-	-	-	-	-
	Cyprodinil	µg/L				-	-	-	-	-	-	-	-	-	-	-	-	-	-
	Dichlofenthion	µg/l				-	-	-	-	-	-	-	-	-	-	-	-	-	-
	Dichlormid	µg/l				-	-	-	-	-	-	-	-	-	-	-	-	-	-
	Diethofencarb	µg/l				-	-	-	-	-	-	-	-	-	-	-	-	-	-
	Difenacoum	µg/l				-	-	-	-	-	-	-	-	-	-	-	-	-	-
	Dimefuron	µg/l				-	-	-	-	-	-	-	-	-	-	-	-	-	-
	Dimethachlo	µg/l				-	-	-	-	-	-	-	-	-	-	-	-	-	-
	Dimethenamid	µg/l				-	-	-	-	-	-	-	-	-	-	-	-	-	-
	Dimethomorph	µg/l				-	-	-	-	-	-	-	-	-	-	-	-	-	-
	Dinoterb	µg/l				-	-	-	-	-	-	-	-	-	-	-	-	-	-
	Diuron desmethyl (DCPMU)	µg/l				-	-	-	-	-	-	-	-	-	-	-	-	-	-
	Epoxiconazole	µg/l				-	-	-	-	-	-	-	-	-	-	-	-	-	-
	Etrimphos	µg/L	0.01			-	-	-	-	-	-	-	-	-	-	-	-	-	-
	Fenoxaprop	µg/l				-	-	-	-	-	-	-	-	-	-	-	-	-	-
	Fenpropidin	µg/l				-	-	-	-	-	-	-	-	-	-	-	-	-	-
	Fenuron	µg/l				-	-	-	-	-	-	-	-	-	-	-	-	-	-
	Fipronil	µg/L				-	-	-	-	-	-	-	-	-	-	-	-	-	-
	Florasulam	µg/l				-	-	-	-	-	-	-	-	-	-	-	-	-	-
	Fluazifop	µg/l				-	-	-	-	-	-	-	-	-	-	-	-	-	-

					Investigation Phase	LTM	GI	LTM	LTM	LTM	GI	LTM	GI	LTM	LTM	LTM	GI	GI	LTM
					Location_Code	OH17004	OH19001	OH19001	OH19001	OH19001	OH19001	OH19001	OH19001	OH19001	OH19002	OH19002	OH19002	OH19002	OH19002
					Sampled_Date	12/08/2020	13/01/2020	19/11/2020	09/10/2020	21/07/2020	10/03/2020	16/06/2020	16/04/2020	13/08/2020	09/10/2020	19/11/2020	20/01/2020	20/01/2020	21/07/2020
					Sample_Depth	6.00	1.15	1.31	1.27	1.74	2.00	2.50	2.80	3.30	0.26	1.26	0.96	Not recorded	1.65
				UK Drinking Water Standards (GAC)	UK Freshwater EQS (GAC)														
Chem_Group	**ChemName**	**output unit**	**EQL**																
	Fluazifop-P-butyl	µg/L				-	-	-	-	-	-	-	-	-	-	-	-	-	-
	Foramsulfuron	µg/l				-	-	-	-	-	-	-	-	-	-	-	-	-	-
	Furathiocarb	µg/l				-	-	-	-	-	-	-	-	-	-	-	-	-	-
	Haloxyfop	µg/l				-	-	-	-	-	-	-	-	-	-	-	-	-	-
	Haloxyfop-p-methyl	µg/l				-	-	-	-	-	-	-	-	-	-	-	-	-	-
	Heptachlor epoxide	µg/L	0.01	0.03[#1]		-	-	-	-	-	-	-	-	-	-	-	-	-	-
	Imazamox	µg/l				-	-	-	-	-	-	-	-	-	-	-	-	-	-
	Indoxacarb	µg/L				-	-	-	-	-	-	-	-	-	-	-	-	-	-
	Isoproturon-desmethyl	µg/l				-	-	-	-	-	-	-	-	-	-	-	-	-	-
	Isoproturon-monodesmethyl	µg/l				-	-	-	-	-	-	-	-	-	-	-	-	-	-
	Isopyrazam	µg/l				-	-	-	-	-	-	-	-	-	-	-	-	-	-
	Kresoxim-methyl	µg/l				-	-	-	-	-	-	-	-	-	-	-	-	-	-
	Malaoxon	µg/l				-	-	-	-	-	-	-	-	-	-	-	-	-	-
	Mandipropamid	µg/l				-	-	-	-	-	-	-	-	-	-	-	-	-	-
	Mecarbam	µg/l				-	-	-	-	-	-	-	-	-	-	-	-	-	-
	Mesotrione	µg/l				-	-	-	-	-	-	-	-	-	-	-	-	-	-
	Metconazole	µg/l				-	-	-	-	-	-	-	-	-	-	-	-	-	-
	Metribuzin-desamino	µg/l				-	-	-	-	-	-	-	-	-	-	-	-	-	-
	Naptalam	µg/l				-	-	-	-	-	-	-	-	-	-	-	-	-	-
	Nicosulfuron	µg/l				-	-	-	-	-	-	-	-	-	-	-	-	-	-
	Nuarimol	µg/l				-	-	-	-	-	-	-	-	-	-	-	-	-	-
	Oxadixyl	µg/l				-	-	-	-	-	-	-	-	-	-	-	-	-	-
	Paraoxon-ethyl	µg/l				-	-	-	-	-	-	-	-	-	-	-	-	-	-
	Parathion-ethyl	µg/l				-	-	-	-	-	-	-	-	-	-	-	-	-	-
	Penconazole	µg/l				-	-	-	-	-	-	-	-	-	-	-	-	-	-
	Pencycuron	µg/l				-	-	-	-	-	-	-	-	-	-	-	-	-	-
	Phosphamidon II (E)	µg/l	0.01			-	-	-	-	-	-	-	-	-	-	-	-	-	-
	Pretilachlor	µg/l				-	-	-	-	-	-	-	-	-	-	-	-	-	-
	Primisulfuron-methyl	µg/l				-	-	-	-	-	-	-	-	-	-	-	-	-	-
	Prodiamine	µg/l				-	-	-	-	-	-	-	-	-	-	-	-	-	-
	Propaquizafop	µg/l				-	-	-	-	-	-	-	-	-	-	-	-	-	-
	Propetamphos	µg/L	0.01		0.03[#3]	-	-	-	-	-	-	-	-	-	-	-	-	-	-
	Prosulfocarb	µg/l				-	-	-	-	-	-	-	-	-	-	-	-	-	-
	Prothioconazole	µg/l				-	-	-	-	-	-	-	-	-	-	-	-	-	-
	Pyribenzoxim	µg/l				-	-	-	-	-	-	-	-	-	-	-	-	-	-
	Quinmerac	µg/l				-	-	-	-	-	-	-	-	-	-	-	-	-	-
	Quizalofop	µg/l				-	-	-	-	-	-	-	-	-	-	-	-	-	-
	Rimsulfuron	µg/l				-	-	-	-	-	-	-	-	-	-	-	-	-	-
	Sebuthylazine	µg/l				-	-	-	-	-	-	-	-	-	-	-	-	-	-
	Simazine-2-hydroxy	µg/l				-	-	-	-	-	-	-	-	-	-	-	-	-	-
	Sodium Acifluorfen	µg/L				-	-	-	-	-	-	-	-	-	-	-	-	-	-
	Sulfosulfuron	µg/l				-	-	-	-	-	-	-	-	-	-	-	-	-	-
	Tecnazene	µg/L	0.01		1[#3]	-	-	-	-	-	-	-	-	-	-	-	-	-	-
	Teflubenzuron	µg/l				-	-	-	-	-	-	-	-	-	-	-	-	-	-
	Terbuthylazine-desethyl	µg/l				-	-	-	-	-	-	-	-	-	-	-	-	-	-
	Terbuthylazine-desethyl-2-hydroxy	µg/l				-	-	-	-	-	-	-	-	-	-	-	-	-	-
	Terbuthylazine-hydroxy	µg/l				-	-	-	-	-	-	-	-	-	-	-	-	-	-
	Thiabendazole	µg/L			5[#3]	-	-	-	-	-	-	-	-	-	-	-	-	-	-
	Thiamethoxam	µg/L				-	-	-	-	-	-	-	-	-	-	-	-	-	-
	Tribenuron-methyl	µg/L				-	-	-	-	-	-	-	-	-	-	-	-	-	-
	Trietazine	µg/L	0.01			-	-	-	-	-	-	-	-	-	-	-	-	-	-
	Trifloxysulfuron-sodium	µg/l				-	-	-	-	-	-	-	-	-	-	-	-	-	-
	Triflusulfuron-methyl	µg/l				-	-	-	-	-	-	-	-	-	-	-	-	-	-
	Triforine	µg/l				-	-	-	-	-	-	-	-	-	-	-	-	-	-
	Triticonazole	µg/l				-	-	-	-	-	-	-	-	-	-	-	-	-	-
	Desmetryn	mg/L				-	-	-	-	-	-	-	-	-	-	-	-	-	-
	Simetryn	mg/L				-	-	-	-	-	-	-	-	-	-	-	-	-	-
	Clothianidin	µg/L				-	-	-	-	-	-	-	-	-	-	-	-	-	-
	Cymoxanil	µg/L				-	-	-	-	-	-	-	-	-	-	-	-	-	-
	Fluazifop-butyl	µg/L				-	-	-	-	-	-	-	-	-	-	-	-	-	-
	Imazamethabenz-methyl	µg/L				-	-	-	-	-	-	-	-	-	-	-	-	-	-
	Mesosulfuron-methyl	µg/L				-	-	-	-	-	-	-	-	-	-	-	-	-	-
	Metamitron	µg/L				-	-	-	-	-	-	-	-	-	-	-	-	-	-
	Metobromuron	µg/L				-	-	-	-	-	-	-	-	-	-	-	-	-	-
	Monuron	µg/L				-	-	-	-	-	-	-	-	-	-	-	-	-	-
	Secbumeton	µg/L				-	-	-	-	-	-	-	-	-	-	-	-	-	-
	Spiroxamine	µg/L				-	-	-	-	-	-	-	-	-	-	-	-	-	-
	Clomazon	µg/L				-	-	-	-	-	-	-	-	-	-	-	-	-	-
	Metazachlor	µg/L	0.01			-	-	-	-	-	-	-	-	-	-	-	-	-	-

					Investigation Phase	LTM	GI	LTM	LTM	LTM	GI	LTM	GI	LTM	LTM	LTM	GI	GI	LTM
					Location_Code	OH17004	OH19001	OH19001	OH19001	OH19001	OH19001	OH19001	OH19001	OH19001	OH19002	OH19002	OH19002	OH19002	OH19002
					Sampled_Date	12/08/2020	13/01/2020	19/11/2020	09/10/2020	21/07/2020	10/03/2020	16/06/2020	16/04/2020	13/08/2020	09/10/2020	19/11/2020	20/01/2020	20/01/2020	21/07/2020
					Sample_Depth	6.00	1.15	1.31	1.27	1.74	2.00	2.50	2.80	3.30	0.26	1.26	0.96	Not recorded	1.65
				UK Drinking Water Standards (GAC)	UK Freshwater EQS (GAC)														
Chem_Group	**ChemName**	**output unit**	**EQL**																
	Methabenzthiazuran	µg/L				-	-	-	-	-	-	-	-	-	-	-	-	-	-
	Iprovalicarb	µg/L				-	-	-	-	-	-	-	-	-	-	-	-	-	-
	Chloroxuron	µg/L				-	-	-	-	-	-	-	-	-	-	-	-	-	-
	Neburon	µg/L				-	-	-	-	-	-	-	-	-	-	-	-	-	-
	Metribuzin	µg/L				-	-	-	-	-	-	-	-	-	-	-	-	-	-
	2,3,6-Trichlorobenzoic Acid (Tba)	µg/L				-	-	-	-	-	-	-	-	-	-	-	-	-	-
	2,4,5-Trichlorophenoxy Acetic Acid	µg/L				-	-	-	-	-	-	-	-	-	-	-	-	-	-
	2,4,5-TP (Silvex)	µg/L				-	-	-	-	-	-	-	-	-	-	-	-	-	-
	Pyrimethanil	µg/L				-	-	-	-	-	-	-	-	-	-	-	-	-	-
	Hedonal	µg/L			0.3[#2]	-	-	-	-	-	-	-	-	-	-	-	-	-	-
	2,4-DDT	µg/L	0.01		0.00625[#36]	-	-	-	-	-	-	-	-	-	-	-	-	-	-
	Propachlor	µg/L	0.01			-	-	-	-	-	-	-	-	-	-	-	-	-	-
	Propamocarb	µg/L				-	-	-	-	-	-	-	-	-	-	-	-	-	-
	2,4-Dichlorprop	µg/L				-	-	-	-	-	-	-	-	-	-	-	-	-	-
	3-Hydroxy Carbofuran	µg/L				-	-	-	-	-	-	-	-	-	-	-	-	-	-
	4-(2,4-Dichlorophenoxy)butyric Acid (2,4-DB)	µg/L				-	-	-	-	-	-	-	-	-	-	-	-	-	-
	4,4-DDE	µg/L	0.01		0.00625[#36]	-	-	-	-	-	-	-	-	-	-	-	-	-	-
	4-Bromo-3,5-dimethylphenyl-N-methylcarbamate	µg/L				-	-	-	-	-	-	-	-	-	-	-	-	-	-
	a-BHC	µg/L	0.01			-	-	-	-	-	-	-	-	-	-	-	-	-	-
	Acetochlor	µg/L				-	-	-	-	-	-	-	-	-	-	-	-	-	-
	Aldicarb	µg/L				-	-	-	-	-	-	-	-	-	-	-	-	-	-
	Aldicarb sulfone	µg/L				-	-	-	-	-	-	-	-	-	-	-	-	-	-
	Aldrin	µg/L	0.01	0.03[#1]	0.0025[#37]	-	-	-	-	-	-	-	-	-	-	-	-	-	-
	Ametryn	µg/L				-	-	-	-	-	-	-	-	-	-	-	-	-	-
	Amidosulfuron	µg/L				-	-	-	-	-	-	-	-	-	-	-	-	-	-
	Acetamiprid	µg/L				-	-	-	-	-	-	-	-	-	-	-	-	-	-
	Aclonifen	µg/L				-	-	-	-	-	-	-	-	-	-	-	-	-	-
	Actril (loxynil)	µg/L			10[#3]	-	-	-	-	-	-	-	-	-	-	-	-	-	-
	Atraton	µg/L				-	-	-	-	-	-	-	-	-	-	-	-	-	-
	Atrazine	µg/L	0.01		0.6[#2]	-	-	-	-	-	-	-	-	-	-	-	-	-	-
	Azinophos methyl	µg/L	0.02		0.01[#7]	-	-	-	-	-	-	-	-	-	-	-	-	-	-
	Baygon	µg/L				-	-	-	-	-	-	-	-	-	-	-	-	-	-
	b-BHC	µg/L	0.01			-	-	-	-	-	-	-	-	-	-	-	-	-	-
	Benazolin	µg/L				-	-	-	-	-	-	-	-	-	-	-	-	-	-
	Bendiocarb	µg/L				-	-	-	-	-	-	-	-	-	-	-	-	-	-
	Bentazone	µg/L			500[#3]	-	-	-	-	-	-	-	-	-	-	-	-	-	-
	Bidrin	µg/L				-	-	-	-	-	-	-	-	-	-	-	-	-	-
	Bromacil	µg/L				-	-	-	-	-	-	-	-	-	-	-	-	-	-
	Bromazil	µg/L				-	-	-	-	-	-	-	-	-	-	-	-	-	-
	Bromophos-ethyl	µg/L				-	-	-	-	-	-	-	-	-	-	-	-	-	-
	Bromoxynil	µg/L			100[#3]	-	-	-	-	-	-	-	-	-	-	-	-	-	-
	Carbaryl	µg/L				-	-	-	-	-	-	-	-	-	-	-	-	-	-
	Carbendazim	µg/L			0.15[#3]	-	-	-	-	-	-	-	-	-	-	-	-	-	-
	Carbetamide	µg/L				-	-	-	-	-	-	-	-	-	-	-	-	-	-
	Carbofuran	µg/L				-	-	-	-	-	-	-	-	-	-	-	-	-	-
	Carbophenothion	µg/L	0.01			-	-	-	-	-	-	-	-	-	-	-	-	-	-
	Carboxin	µg/L				-	-	-	-	-	-	-	-	-	-	-	-	-	-
	Chlorbromuron	µg/L				-	-	-	-	-	-	-	-	-	-	-	-	-	-
	Chlordane (cis)	µg/L	0.01			-	-	-	-	-	-	-	-	-	-	-	-	-	-
	Azinphos Ethyl	µg/L	0.02			-	-	-	-	-	-	-	-	-	-	-	-	-	-
	Chlordane (trans)	µg/L	0.01			-	-	-	-	-	-	-	-	-	-	-	-	-	-
	Chlorfenvinphos	µg/L	0.01		0.1[#2]	-	-	-	-	-	-	-	-	-	-	-	-	-	-
	Chloridazon	µg/L				-	-	-	-	-	-	-	-	-	-	-	-	-	-
	Chlorotoluron	µg/L			2[#3]	-	-	-	-	-	-	-	-	-	-	-	-	-	-
	Chlorpyrifos	µg/L	0.01			-	-	-	-	-	-	-	-	-	-	-	-	-	-
	Chlorpyrifos-methyl	µg/L	0.01			-	-	-	-	-	-	-	-	-	-	-	-	-	-
	Chlorsulfuron	µg/L				-	-	-	-	-	-	-	-	-	-	-	-	-	-
	Clopyralid	µg/L				-	-	-	-	-	-	-	-	-	-	-	-	-	-
	Coumaphos	µg/L	0.01		0.03[#3]	-	-	-	-	-	-	-	-	-	-	-	-	-	-
	Cyanazine	µg/L	0.01			-	-	-	-	-	-	-	-	-	-	-	-	-	-
	Cyproconazole	µg/L				-	-	-	-	-	-	-	-	-	-	-	-	-	-
	Cyromazine	µg/L				-	-	-	-	-	-	-	-	-	-	-	-	-	-
	d-BHC	µg/L	0.01			-	-	-	-	-	-	-	-	-	-	-	-	-	-
	DDD	µg/L	0.01		0.00625[#36]	-	-	-	-	-	-	-	-	-	-	-	-	-	-
	DDT	µg/L	0.01		0.01[#38]	-	-	-	-	-	-	-	-	-	-	-	-	-	-
	Deisopropylatrazine	µg/L				-	-	-	-	-	-	-	-	-	-	-	-	-	-
	Chlorothalonil	µg/L	0.01		0.035[#2]	-	-	-	-	-	-	-	-	-	-	-	-	-	-
	Deethylatrazine	µg/L				-	-	-	-	-	-	-	-	-	-	-	-	-	-
	Demeton-S-methyl	µg/L	0.01			-	-	-	-	-	-	-	-	-	-	-	-	-	-

					Investigation Phase	LTM	GI	LTM	LTM	LTM	GI	LTM	GI	LTM	LTM	LTM	GI	GI	LTM
					Location_Code	OH17004	OH19001	OH19001	OH19001	OH19001	OH19001	OH19001	OH19001	OH19001	OH19002	OH19002	OH19002	OH19002	OH19002
					Sampled_Date	12/08/2020	13/01/2020	19/11/2020	09/10/2020	21/07/2020	10/03/2020	16/06/2020	16/04/2020	13/08/2020	09/10/2020	19/11/2020	20/01/2020	20/01/2020	21/07/2020
					Sample_Depth	6.00	1.15	1.31	1.27	1.74	2.00	2.50	2.80	3.30	0.26	1.26	0.96	Not recorded	1.65
Chem_Group	**ChemName**	**output unit**	**EQL**	UK Drinking Water Standards (GAC)	UK Freshwater EQS (GAC)														
	Diazinon	µg/L	0.01		0.01[#2]	-	-	-	-	-	-	-	-	-	-	-	-	-	-
	Dicamba	µg/L				-	-	-	-	-	-	-	-	-	-	-	-	-	-
	Dichlobenil	µg/L	0.01			-	-	-	-	-	-	-	-	-	-	-	-	-	-
	Dichlorvos	µg/L	0.01		0.001[#3]	-	-	-	-	-	-	-	-	-	-	-	-	-	-
	Diclofop	µg/L				-	-	-	-	-	-	-	-	-	-	-	-	-	-
	Dieldrin	µg/L	0.01	0.03[#1]	0.0025[#37]	-	-	-	-	-	-	-	-	-	-	-	-	-	-
	Difenoconazole	µg/L				-	-	-	-	-	-	-	-	-	-	-	-	-	-
	Difenoxuron	µg/L				-	-	-	-	-	-	-	-	-	-	-	-	-	-
	Diflubenzuron	µg/L			0.001[#3]	-	-	-	-	-	-	-	-	-	-	-	-	-	-
	Diflufenican	µg/L				-	-	-	-	-	-	-	-	-	-	-	-	-	-
	Dimethoate	µg/L	0.01		0.48[#2]	-	-	-	-	-	-	-	-	-	-	-	-	-	-
	Dinoseb	µg/L				-	-	-	-	-	-	-	-	-	-	-	-	-	-
	Disulfoton	µg/L	0.01			-	-	-	-	-	-	-	-	-	-	-	-	-	-
	Diuron	µg/L			0.2[#2]	-	-	-	-	-	-	-	-	-	-	-	-	-	-
	Endosulfan I	µg/L	0.01			-	-	-	-	-	-	-	-	-	-	-	-	-	-
	Endosulfan II	µg/L	0.02			-	-	-	-	-	-	-	-	-	-	-	-	-	-
	Endosulfan sulphate	µg/L	0.04			-	-	-	-	-	-	-	-	-	-	-	-	-	-
	Endrin	µg/L	0.01		0.0025[#37]	-	-	-	-	-	-	-	-	-	-	-	-	-	-
	s-Ethyl dipropylthiocarbamate	µg/L				-	-	-	-	-	-	-	-	-	-	-	-	-	-
	Ethiofencarb	µg/L				-	-	-	-	-	-	-	-	-	-	-	-	-	-
	Ethion	µg/L	0.01			-	-	-	-	-	-	-	-	-	-	-	-	-	-
	Ethoprop	µg/L				-	-	-	-	-	-	-	-	-	-	-	-	-	-
	Ethofumesate	µg/L				-	-	-	-	-	-	-	-	-	-	-	-	-	-
	Etridiazole	µg/L	0.01			-	-	-	-	-	-	-	-	-	-	-	-	-	-
	Fenamiphos	µg/L				-	-	-	-	-	-	-	-	-	-	-	-	-	-
	Fenarimol	µg/L				-	-	-	-	-	-	-	-	-	-	-	-	-	-
	Fenitrothion	µg/L	0.01		0.01[#3]	-	-	-	-	-	-	-	-	-	-	-	-	-	-
	Fensulfothion	µg/L				-	-	-	-	-	-	-	-	-	-	-	-	-	-
	Fenhexamid	µg/L				-	-	-	-	-	-	-	-	-	-	-	-	-	-
	Fenoxycarb	µg/L				-	-	-	-	-	-	-	-	-	-	-	-	-	-
	Fenthion	µg/L	0.01			-	-	-	-	-	-	-	-	-	-	-	-	-	-
	Fenpropimorf	µg/L				-	-	-	-	-	-	-	-	-	-	-	-	-	-
	Fluroxypyr	µg/L				-	-	-	-	-	-	-	-	-	-	-	-	-	-
	Flutolanil	µg/L				-	-	-	-	-	-	-	-	-	-	-	-	-	-
	Fonofos	µg/L				-	-	-	-	-	-	-	-	-	-	-	-	-	-
	g-BHC (Lindane)	µg/L	0.01			-	-	-	-	-	-	-	-	-	-	-	-	-	-
	Haloxyfop-methyl	µg/L				-	-	-	-	-	-	-	-	-	-	-	-	-	-
	Thifensulfuron	µg/L				-	-	-	-	-	-	-	-	-	-	-	-	-	-
	Heptachlor	µg/L	0.01	0.03[#1]		-	-	-	-	-	-	-	-	-	-	-	-	-	-
	Hexaconazole	µg/L				-	-	-	-	-	-	-	-	-	-	-	-	-	-
	Hexazinone	µg/L				-	-	-	-	-	-	-	-	-	-	-	-	-	-
	Hydroxyatrazine	µg/L				-	-	-	-	-	-	-	-	-	-	-	-	-	-
	Iprodione	µg/L				-	-	-	-	-	-	-	-	-	-	-	-	-	-
	Isodrin	µg/L	0.01		0.0025[#37]	-	-	-	-	-	-	-	-	-	-	-	-	-	-
	Isoproturon	µg/L			0.3[#2]	-	-	-	-	-	-	-	-	-	-	-	-	-	-
	Linuron	µg/L			0.5[#2]	-	-	-	-	-	-	-	-	-	-	-	-	-	-
	Malathion	µg/L	0.01		0.01[#3]	-	-	-	-	-	-	-	-	-	-	-	-	-	-
	2-Methyl-4-chlorophenoxyacetic acid	µg/L				-	-	-	-	-	-	-	-	-	-	-	-	-	-
	2-Methyl-4-Chlorophenoxy Butanoic Acid	µg/L				-	-	-	-	-	-	-	-	-	-	-	-	-	-
	Mecoprop	µg/L			18[#2]	-	-	-	-	-	-	-	-	-	-	-	-	-	-
	Mefenpyr-diethyl	µg/L				-	-	-	-	-	-	-	-	-	-	-	-	-	-
	Metachlor	µg/L	0.01		0.3[#2]	-	-	-	-	-	-	-	-	-	-	-	-	-	-
	Metalaxyl	µg/L				-	-	-	-	-	-	-	-	-	-	-	-	-	-
	Methamidophos	µg/L				-	-	-	-	-	-	-	-	-	-	-	-	-	-
	Methidathion	µg/L				-	-	-	-	-	-	-	-	-	-	-	-	-	-
	Methiocarb	µg/L			0.01[#3]	-	-	-	-	-	-	-	-	-	-	-	-	-	-
	Methomyl	µg/L				-	-	-	-	-	-	-	-	-	-	-	-	-	-
	Methoxychlor	µg/L	0.01			-	-	-	-	-	-	-	-	-	-	-	-	-	-
	Methoxyfenozide	µg/L				-	-	-	-	-	-	-	-	-	-	-	-	-	-
	Methyl parathion	µg/L	0.01			-	-	-	-	-	-	-	-	-	-	-	-	-	-
	Metolachlor	µg/L				-	-	-	-	-	-	-	-	-	-	-	-	-	-
	Metoxuron	µg/L				-	-	-	-	-	-	-	-	-	-	-	-	-	-
	Metsulfuron Methyl	µg/L				-	-	-	-	-	-	-	-	-	-	-	-	-	-
	Mevinphos (Phosdrin)	µg/L	0.01		0.02(MAC)[#39]	-	-	-	-	-	-	-	-	-	-	-	-	-	-
	Molinate	µg/L				-	-	-	-	-	-	-	-	-	-	-	-	-	-
	Monlinuran	µg/L				-	-	-	-	-	-	-	-	-	-	-	-	-	-
	Monocrotophos	µg/L				-	-	-	-	-	-	-	-	-	-	-	-	-	-
	Napropamide	µg/L				-	-	-	-	-	-	-	-	-	-	-	-	-	-
	Flusilazole (NuStar)	µg/L				-	-	-	-	-	-	-	-	-	-	-	-	-	-

					Investigation Phase	LTM	GI	LTM	LTM	LTM	GI	LTM	GI	LTM	LTM	LTM	GI	GI	LTM
					Location_Code	OH17004	OH19001	OH19001	OH19001	OH19001	OH19001	OH19001	OH19001	OH19001	OH19002	OH19002	OH19002	OH19002	OH19002
					Sampled_Date	12/08/2020	13/01/2020	19/11/2020	09/10/2020	21/07/2020	10/03/2020	16/06/2020	16/04/2020	13/08/2020	09/10/2020	19/11/2020	20/01/2020	20/01/2020	21/07/2020
					Sample_Depth	6.00	1.15	1.31	1.27	1.74	2.00	2.50	2.80	3.30	0.26	1.26	0.96	Not recorded	1.65
				UK Drinking Water Standards (GAC)	UK Freshwater EQS (GAC)														
Chem_Group	**ChemName**	**output unit**	**EQL**																
	o,p-DDD	µg/L	0.01			-	-	-	-	-	-	-	-	-	-	-	-	-	-
	o,p'-DDE	µg/L	0.01			-	-	-	-	-	-	-	-	-	-	-	-	-	-
	o,p-Methoxychlor	µg/L	0.04			-	-	-	-	-	-	-	-	-	-	-	-	-	-
	Omethoate	µg/L	0.01		0.01[#3]	-	-	-	-	-	-	-	-	-	-	-	-	-	-
	Oxamyl	µg/L				-	-	-	-	-	-	-	-	-	-	-	-	-	-
	Paclobutrazol	µg/L				-	-	-	-	-	-	-	-	-	-	-	-	-	-
	Methyl Paraoxon	µg/L				-	-	-	-	-	-	-	-	-	-	-	-	-	-
	Parathion	µg/L	0.01			-	-	-	-	-	-	-	-	-	-	-	-	-	-
	Pendimethalin	µg/L	0.01		0.3[#2]	-	-	-	-	-	-	-	-	-	-	-	-	-	-
	Imidacloprid	µg/L				-	-	-	-	-	-	-	-	-	-	-	-	-	-
	Permethrin	µg/L	0.02		0.001[#3]	-	-	-	-	-	-	-	-	-	-	-	-	-	-
	Permethrin II	µg/L	0.02			-	-	-	-	-	-	-	-	-	-	-	-	-	-
	Phorate	µg/L	0.01			-	-	-	-	-	-	-	-	-	-	-	-	-	-
	Phosmet	µg/L				-	-	-	-	-	-	-	-	-	-	-	-	-	-
	Lenacil	µg/L				-	-	-	-	-	-	-	-	-	-	-	-	-	-
	Picloram	µg/L				-	-	-	-	-	-	-	-	-	-	-	-	-	-
	Picoxystrobin	µg/L				-	-	-	-	-	-	-	-	-	-	-	-	-	-
	Pirimicarb	µg/L			1[#3]	-	-	-	-	-	-	-	-	-	-	-	-	-	-
	Pirimiphos-methyl	µg/L	0.01		0.015[#3]	-	-	-	-	-	-	-	-	-	-	-	-	-	-
	Pirimphos-ethyl	µg/L				-	-	-	-	-	-	-	-	-	-	-	-	-	-
	Prochloraz	µg/L			4[#3]	-	-	-	-	-	-	-	-	-	-	-	-	-	-
	Profenofos	µg/L				-	-	-	-	-	-	-	-	-	-	-	-	-	-
	Promecarb	µg/L				-	-	-	-	-	-	-	-	-	-	-	-	-	-
	Prometon	µg/L				-	-	-	-	-	-	-	-	-	-	-	-	-	-
	Prometryn	µg/L	0.01			-	-	-	-	-	-	-	-	-	-	-	-	-	-
	Pronamide	µg/L	0.01		100[#3]	-	-	-	-	-	-	-	-	-	-	-	-	-	-
	Propanil	µg/L				-	-	-	-	-	-	-	-	-	-	-	-	-	-
	Propazine	µg/L	0.01			-	-	-	-	-	-	-	-	-	-	-	-	-	-
	Propham	µg/L				-	-	-	-	-	-	-	-	-	-	-	-	-	-
	Propiconazole	µg/L				-	-	-	-	-	-	-	-	-	-	-	-	-	-
	Propoxycarbazone-sodium	µg/L				-	-	-	-	-	-	-	-	-	-	-	-	-	-
	Pursuit	µg/L				-	-	-	-	-	-	-	-	-	-	-	-	-	-
	Pyriproxyfen	µg/L				-	-	-	-	-	-	-	-	-	-	-	-	-	-
	Quinclorac	µg/L				-	-	-	-	-	-	-	-	-	-	-	-	-	-
	Quinoxyfen	µg/L				-	-	-	-	-	-	-	-	-	-	-	-	-	-
	Savey	µg/L				-	-	-	-	-	-	-	-	-	-	-	-	-	-
	Sethoxydim	µg/L				-	-	-	-	-	-	-	-	-	-	-	-	-	-
	Simazine	µg/L	0.01		1[#2]	-	-	-	-	-	-	-	-	-	-	-	-	-	-
	Tebuthiuron	µg/L				-	-	-	-	-	-	-	-	-	-	-	-	-	-
	Terbutryn	µg/L	0.01			-	-	-	-	-	-	-	-	-	-	-	-	-	-
	Terbutylazine	µg/L				-	-	-	-	-	-	-	-	-	-	-	-	-	-
	Phosalone	µg/L	0.01			-	-	-	-	-	-	-	-	-	-	-	-	-	-
	Phosphamidon	µg/L	0.01			-	-	-	-	-	-	-	-	-	-	-	-	-	-
	Thiobencarb	µg/L				-	-	-	-	-	-	-	-	-	-	-	-	-	-
	Thiophanate-methyl	µg/L				-	-	-	-	-	-	-	-	-	-	-	-	-	-
	Triadimefon	µg/L	0.01			-	-	-	-	-	-	-	-	-	-	-	-	-	-
	Triadimenol	µg/L				-	-	-	-	-	-	-	-	-	-	-	-	-	-
	Triallate	µg/L	0.01		0.25[#3]	-	-	-	-	-	-	-	-	-	-	-	-	-	-
	Triasulfuron	µg/L				-	-	-	-	-	-	-	-	-	-	-	-	-	-
	Tributyl phosphate	µg/L	0.05		50[#3]	-	-	-	-	-	-	-	-	-	-	-	-	-	-
	Triclopyr	µg/L				-	-	-	-	-	-	-	-	-	-	-	-	-	-
	Triclosan	µg/L				-	-	-	-	-	-	-	-	-	-	-	-	-	-
	Trifluralin	µg/L	0.01		0.03[#2]	-	-	-	-	-	-	-	-	-	-	-	-	-	-
	Tebuconazole	µg/L				-	-	-	-	-	-	-	-	-	-	-	-	-	-
	Telodrin	µg/L	0.01			-	-	-	-	-	-	-	-	-	-	-	-	-	-
	Triazophos	µg/L	0.01		0.005[#3]	-	-	-	-	-	-	-	-	-	-	-	-	-	-
	Tricyclazole	µg/L				-	-	-	-	-	-	-	-	-	-	-	-	-	-
Surrogate	Surrogate Value	%				-	73.7	-	-	-	52.9	-	-	-	78.3	-	62.8	105	90.2
SVOC TIC	SVOC TICS - Detect	Detect				-	-	-	0	1	-	1	1	0	0	-	-	-	0
	SVOC Tentatively Identified Compounds	µg/L	10			-	-	-	<10	14.1	-	115	3390	<10	<10	-	-	-	<10
VOC TIC	VOC TICs - Detect	Detect				-	-	-	0	0	-	0	1	0	0	-	-	-	0
	VOC Tentatively Identified Compounds	µg/l	10			-	-	-	<10	<10	-	<10	20	<10	<10	-	-	-	<10
Other	Biochemical Oxygen Demand (5-day test)	µg/L	1000			-	-	-	15,500	-	-	-	-	-	2710	-	-	-	-
	Redox	mV				-	-	-	-	-	207	-	-	-	147	-	-	-	162
	Salinity (no units)	PSS-78				-	-	-	-	-	-	-	-	-	-	-	-	-	-
	Conductivity @ 20oC	µS/cm	5			2840	1180	786	947	397	784	401	456	447	2060	1980	2200	<5	1820
	Total Dissolved Solids (Filtered)	mg/L	10			-	-	-	-	-	-	-	-	-	-	-	-	-	-
	Biological Oxygen Demand	mg/L	1			3.45	12.4	-	-	10.3	>44.7	22.5	>86.8	14.4	-	-	107	<1	<1
	Chemical Oxygen Demand	mg/L	7			59.4	777	-	76	65.4	239	93.3	193	62	67.6	-	244	<7	58.6

					Investigation Phase	LTM	GI	LTM	LTM	LTM	GI	LTM	GI	LTM	LTM	LTM	GI	GI	LTM
					Location_Code	OH17004	OH19001	OH19001	OH19001	OH19001	OH19001	OH19001	OH19001	OH19001	OH19002	OH19002	OH19002	OH19002	OH19002
					Sampled_Date	12/08/2020	13/01/2020	19/11/2020	09/10/2020	21/07/2020	10/03/2020	16/06/2020	16/04/2020	13/08/2020	09/10/2020	19/11/2020	20/01/2020	20/01/2020	21/07/2020
					Sample_Depth	6.00	1.15	1.31	1.27	1.74	2.00	2.50	2.80	3.30	0.26	1.26	0.96	Not recorded	1.65
				UK Drinking Water Standards (GAC)	UK Freshwater EQS (GAC)														
Chem_Group	**ChemName**	**output unit**	**EQL**																
	Dissolved Organic Carbon (Filtered)	µg/L	3000			16,600	217,000	-	29,000	19,600	76,400	32,300	57,500	15,900	29,300	-	49,400	<3000	22,700
	pH (Lab)	pH_Units	1	6.5-9.5[#1]	6-9(MAC)[#39]	7.42	11.8	-	7.74	8.75	11.5	9.56	10.9	8.38	7.1	-	7.26	6.68	7.23

Environmental Standards Comments

#1:Water Supply (Water Quality) Regulations 2016.
#2:Water Framework Directive (Standards and Classification) Directions (England and Wales) 2015.
#3:Operational Targets and EQS. EA, April 2018
#4:Water Framework Directive (Standards & Classification) Directions (England & Wales) 2015. Dissolved fraction. Lowest criteria presented (<40mg/l of CaCO3). See 'further assessment' if criteria exceeded and hardness (CaCO3) data available.
#5:Water Framework Directive (Standards & Classification) Directions (England & Wales) 2015. Dissolved fraction.
#6:Water Framework Directive (Standards and Classification) Directions (England and Wales) 2015. Dissolved Fraction. If hexavalent chromium (CrVI) data is available, a value of 4.7µg/l may be appropriate for the remaining trivalent chromium (CrIII).
#7:Operational Targets and EQS. EA, April 2018. Dissolved fraction.
#8:Water Framework Directive (Standards & Classification) Directions (England & Wales) 2015. Dissolved & bioavailable (bio) fraction plus background. M-BAT tool to assess: http://wfduk.org/resources/rivers-lakes-metal-bioavailability-assessment-tool-m-bat
#9:Water Framework Directive (Standards & Classification) Directions (England & Wales) 2015. Bioavailable (bio) fraction. M-BAT tool to assess: http://wfduk.org/resources/rivers-lakes-metal-bioavailability-assessment-tool-m-bat
#10:Water Framework Directive (Standards and Classification) Directions (England and Wales) 2015. Dissolved Fraction. MAC adopted in absence of AA value.
#11:Guidelines for Drinking-water Quality, 4th Edition. WHO, 2011. Based on taste rather than a formal guideline.
#12:Water Framework Directive (Standards and Classification) Directions (England and Wales) 2015. Indicator of 'good' status (90%ile) - Ammonia standard for lakes and rivers (total ammonia as nitrogen).
#13:Operational Targets and EQS. EA, April 2018. Dissolved fraction. Lowest criteria presented (<50 mg/l CaCO3). See 'further assessment' values if criteria exceeded and hardness (CaCO3) data available.
#14:Water Supply (Water Quality) Regulations 2016. As NO3.
#15:Water Supply (Water Quality) Regulations 2016. As SO4.
#16:Water Supply (Water Quality) Regulations 2016. Value of 0.1µg/l for PAH split between four individual PAH. Requires summation of benzo(b)fluoranthene, benzo(k)fluoranthene, benzo(ghiperylene and indeno(123cd)pyrene to use 0.1µg/l value.
#17:Water Framework Directive (Standards and Classification) Directions (England and Wales) 2015. Benzo(a)pyrene can be considered as a marker for other PAH for comparison with the corresponding AA-EQS in water.
#18:No UK DWS for total petroleum hydrocarbons (TPH), or speciated TPH fractions. A value of 10 µg/l is adopted for sum TPH based on the rescinded Private Water Supply Regulations, 1991.
#19:No UK EQS for total petroleum hydrocarbons (TPH), or speciated TPH fractions. A value of 50 µg/l is adopted for sum TPH protection of surface water based on 50µg/l-1000µg/l (Surface Waters (Abstraction for Drinking Water) Regulations 1989).
#20:Guidelines for Drinking-water Quality, 4th Edition. WHO, 2011
#21:Proposed Environmental Quality Standard, in absence of legislative standard (Ayscough et al., 2002). https://assets.publishing.service.gov.uk/government/uploads/system/uploads/attachment_data/file/291223/sp2-115-tr4-e-e.pdf
#22:Guidelines for Drinking-water Quality, 4th Edition. WHO, 2011. Value of 500µg/l for sum xylenes split between isomers. Requires summation of m,p & o isomers to use 500µg/l value.
#23:Operational Targets and EQS. EA, April 2018. Value of 30µg/l for sum xylenes split between isomers. Requires summation of m,p & o isomers to use 30µg/l value.
#24:The taste and odour threshold of 15µg/l is commonly adopted as a guide.
#25:The taste and odour threshold of 15µg/l is commonly adopted as a guide. In situations where there is no risk to a drinking water supply or aquifer, a PNEC value of 2,600µg/l may be used.
#26:Water Framework Directive (Standards and Classification) Directions (England and Wales) 2015. Value of 140µg/l for tetrachloroethane split between 2 isomers. Requires summation of 2 isomers to use 140µg/l value.
#27:Guidelines for Drinking-water Quality, 4th Edition. WHO, 2011. In Scotland a value of 200µg/l is used (WAT-PS-10-01).
#28:US EPA Regional Screening Levels, May 2019. https://www.epa.gov/risk/regional-screening-levels-rsls-generic-tables
#29:Guidelines for Drinking-water Quality, 4th Edition. WHO, 2011. In Scotland a value of 7µg/l is used (WAT-PS-10-01).
#30:Water Supply (Water Quality) Regulations 2016. Value of 100µg/l for sum trihalomethanes split between individual compounds. Requires summation of chloroform, bromoform, chlorodibromomethane and bromodichloromethane to use 100µg/l value.
#31:Guidelines for Drinking-water Quality, 4th Edition. WHO, 2011. Value of 50µg/l for sum cis & trans-DCE split between isomers. Requires summation of cis & trans-DCE isomers to use 50µg/l value.
#32:Water Supply (Water Quality) Regulations 2016. Value of 10µg/l for sum of TCE & PCE split between individual compounds. Requires summation of TCE & PCE to use 10µg/l value.
#33:Water Framework Directive (Standards and Classification) Directions (England and Wales) 2015. Value of 0.4µg/l for sum isomers split between 3 isomers. Requires summation of isomers to use 0.4µg/l value.
#34:Water Framework Directive (Standards and Classification) Directions (England and Wales) 2015. Value of 20µg/l for sum isomers split between 3 isomers. Requires summation of isomers to use 20µg/l value.
#35:Position statement (WAT-PS-10-01), SEPA August 2014.
#36:Water Framework Directive (Standards and Classification) Directions (England and Wales) 2015. Value of 0.025µg/l for sum DDT isomers split between 4 isomers. Requires summation of 4 isomers to use 0.025µg/l value.
#37:Water Framework Directive (Standards and Classification) Directions (England and Wales) 2015. Value of 0.01µg/l for sum isomers split between 4 isomers. Requires summation of isomers to use 0.01µg/l value.
#38:Water Framework Directive (Standards and Classification) Directions (England and Wales) 2015. Relates to p,p-DDT (CAS 50-29-3)
#39:Operational Targets and EQS. EA, April 2018. Maximum Allowable Concentration (MAC) adopted in absence of Annual Average (AA) value.

Key

<2.5	Result MDL exceeds GAC
16.1	Result exceeds GAC
-	Determinand not tested for

Notes

Where a range is given the determinand has been analysed for by more than one method

					Investigation Phase	GI	LTM	GI	LTM	LTM	LTM	LTM	LTM	LTM	GI	GI	LTM	LTM	GI
					Location_Code	OH19002	OH19002	OH19002	OH19002	OH19003	OH19003	OH19003	OH19003	OH19003	OH19003	OH19003	OH19003	OH20001	OH20001
					Sampled_Date	05/03/2020	16/06/2020	16/04/2020	13/08/2020	22/10/2020	14/01/2021	19/11/2020	16/06/2020	21/07/2020	10/03/2020	17/04/2020	13/08/2020	11/06/2020	21/04/2020
					Sample_Depth	2.00	2.50	3.30	3.40	1.35	0.53	1.30	2.00	2.00	2.00	2.00	3.00	10.00	10.00
			UK Drinking Water Standards (GAC)	UK Freshwater EQS (GAC)																
Chem_Group	**ChemName**	**output unit**	**EQL**																	
Metals	Antimony	µg/L	4	5[#1]		-	-	-	-	-	-	-	-	-	-	-	-	-	-
	Arsenic	µg/L	2	10[#1]	50[#2]	-	4.41	-	4.48	<2	3.21	-	2.4	3.11	-	-	12	3.76	-
	Arsenic (Filtered)	µg/L	0.5	10[#1]	50[#2]	2.57	4.06	2.72	5.46	0.665	1.38	-	0.819	0.78	1.07	1.3	2.01	0.545	0.562
	Boron	µg/L	20	1000[#1]	2000[#3]	-	372	-	420	95.5	39	-	111	129	-	-	133	51.5	-
	Boron (Filtered)	µg/L	10	1000[#1]	2000[#3]	299	-	312	-	-	-	-	-	-	13.6	119	-	-	45.3
	Cadmium	µg/L	0.5	5[#1]	0.08[#4]	-	<0.5	-	<0.5	<0.5	<0.5	-	<0.5	<0.5	-	-	<0.5	<0.5	-
	Cadmium (Filtered)	µg/L	0.08	5[#1]	0.08[#4]	0.114	0.0876	0.147	<0.08	<0.08	<0.08	-	<0.08	<0.08	<0.08	<0.08	<0.08	<0.08	<0.08
	Chromium (hexavalent) (Filtered)	µg/L	3		3.4[#5]	<3	<3	7.51	<3	<3	<3	-	<3	<3	3.71	17.7	8.7	<3	<3
	Chromium	µg/L	3	50[#1]	3.4[#6]	-	<3	-	<3	<3	12.6	-	7.25	5.98	-	-	38.8	6.08	-
	Chromium (Filtered)	µg/L	1	50[#1]	3.4[#6]	<1	<1	9.46	1.17	<1	8.28	-	<1	<1	<1	12.1	<1	1.78	8.33
	Chromium (Trivalent) (Filtered)	µg/L	3		4.7[#5]	<3	<3	<3	<3	<3	8.28	-	<3	<3	<3	<3	<3	<3	8.33
	Cobalt (Filtered)	µg/L	0.5		3[#7]	7.05	4.86	6.2	5.06	<0.5	0.608	-	<0.5	<0.5	<0.5	0.541	0.543	<0.5	<0.5
	Copper	µg/L	1	2000[#1]	1(bio)[#8]	-	8.64	-	9.87	4.75	24.5	-	6.44	5.55	-	-	41.6	2.72	-
	Copper (Filtered)	µg/L	0.3	2000[#1]	1(bio)[#8]	9.51	6.66	9.65	6.44	3.7	15.4	-	2.47	1.98	4.16	6.76	0.923	0.406	0.619
	Iron (Filtered)	µg/L	19	200[#1]	1000[#2]	<19	256	<19	181	<19	302	<19	<19	<19	<19	142	35.2	<19	<19
	Lead	µg/L	1	10[#1]	1.2(bio)[#8]	-	-	-	-	-	-	-	-	-	-	-	-	-	-
	Lead (Filtered)	µg/L	0.2	10[#1]	1.2(bio)[#8]	<0.2	<0.2	<0.2	<0.2	<0.2	1.53	-	<0.2	<0.2	<0.2	0.633	<0.2	<0.2	<0.2
	Manganese	µg/L	1	50[#1]	123(bio)[#9]	-	916	-	922	17.8	68.5	-	68	53.3	-	-	527	16	-
	Manganese (Filtered)	µg/L	3	50[#1]	123(bio)[#9]	1390	888	1420	1050	-	7.69	<3	23.1	9.21	3.55	23.7	132	<3	3.06
	Mercury	µg/L	0.02	1[#1]	0.07(MAC)[#10]	-	<0.02	-	<0.02	<0.02	0.0375	-	0.0205	0.0327	-	-	0.112	<0.02	-
	Mercury (Filtered)	µg/L	0.01	1[#1]	0.07(MAC)[#10]	<0.01	<0.01	<0.01	0.0117	<0.01	<0.01	-	<0.01	<0.01	<0.01	<0.01	<0.01	<0.01	<0.01
	Molybdenum	µg/L	9	70[#11]		-	-	-	-	-	-	-	-	-	-	-	-	-	-
	Nickel	µg/L	1	20[#1]	4(bio)[#8]	-	11.6	-	12.9	2.43	12.3	-	6.14	5.87	-	-	33.4	9.99	-
	Nickel (Filtered)	µg/L	0.4	20[#1]	4(bio)[#8]	17.1	11.6	15.8	13.2	1.55	10.9	-	1.03	0.968	1.95	2.22	1.54	5.93	5.5
	Selenium	µg/L	1	10[#1]		-	<1	-	<1	3.1	<1	-	3.79	5.48	-	-	3.6	<1	-
	Selenium (Filtered)	µg/L	1	10[#1]		1.81	-	1.78	-	-	-	-	-	-	2.83	3.67	-	-	<1
	Strontium (Filtered)	µg/L	1			-	-	-	-	-	-	-	-	-	-	-	-	-	-
	Vanadium	µg/L	5		20[#12]	-	-	-	-	-	-	-	-	-	-	-	-	-	-
	Zinc	µg/L	5	3000[#11]	10.9(bio)[#8]	-	<5	-	<5	6.92	40.3	-	18.4	19.7	-	-	177	16.4	-
	Zinc (Filtered)	µg/L	1	3000[#11]	10.9(bio)[#8]	10.5	-	3.31	-	-	-	-	-	-	2.65	8.14	-	-	4.22
Inorganics	Total Hardness	mg/l	0.35			1060	909	1100	977	320	221	320	447	562	181	358	772	353	382
	Alkalinity (Bicarbonate as CaCO3)	mg/L	2			790	567	805	597	154	152	214	266	297	110	175	293	88.5	90
	Alkalinity (Bicarbonate) as HCO3	mg/L	2			964	692	982	728	-	-	-	324	363	135	214	358	108	110
	Alkalinity (total) as CaCO3	mg/L	2			-	-	-	-	-	125	175	-	-	-	-	-	-	-
	Ammoniacal Nitrogen as N (Filtered)	mg/L	0.01		0.6[#12]	0.0381	0.0494	0.053	0.0608	0.0174	0.047	<0.01	0.0992	0.0219	0.542	0.135	0.344	0.0309	0.025
	Ammoniacal Nitrogen as NH3 (Filtered)	mg/L	0.01			-	-	-	-	-	0.0571	-	-	-	-	-	-	-	-
	Bromide (Filtered)	mg/L	0.06			-	-	-	-	<0.12	-	-	-	-	-	-	-	-	-
	Calcium (Filtered)	mg/L	0.2			333	284	321	349	-	75.2	107	130	149	58.9	99.1	178	107	104
	Chloride (Filtered)	mg/L	2	250[#1]	250[#3]	134	115	128	123	6.3	6.2	6.5	18.9	20.9	10	13.5	28.1	62.5	63.3
	Cyanide (Free) (Filtered)	µg/L	2.5	50[#1]	1[#2]	<2.5	<2.5	<2.5	<2.5	<2.5	3.6	-	<2.5	4.83	<2.5	<2.5	<2.5	<2.5	<2.5
	Cyanide Total (Filtered)	µg/L	5	50[#1]	1[#2]	<5	<5	<5	<5	<5	<5	-	<5	11.6	<5	<5	<5	<5	<5
	cyanides-complex (Filtered)	µg/L	5	50[#1]	1[#2]	<5	<5	<5	<5	<5	<5	-	<5	6.72	<5	<5	<5	<5	<5
	Fluoride (Filtered)	µg/L	500	1500[#1]	1000[#13]	<500	<500	733	<500	<500	<500	-	<500	<500	<500	<500	<500	<500	<500
	Iodide	mg/L				-	-	-	-	-	-	-	-	-	-	-	-	-	-
	Magnesium (Filtered)	mg/L	0.036			68.1	49.4	65.5	56.3	14.1	5.69	17.8	31	41.4	10.1	21	52	20.7	19.6
	Nitrate (as N) (Filtered)	mg/L	0.0677			-	-	-	-	-	-	-	-	-	-	-	-	-	-
	Nitrate (as NO3-) (Filtered)	mg/L	0.3	50(NO3)[#14]		31.8	17.3	32.4	17.6	170	100	165	52.4	3.87	76.7	62.8	54.3	73.5	74.2
	Phosphorus	µg/L	20			-	349	-	447	-	-	-	83.2	87.4	-	-	698	409	-
	Phosphorus (Filtered)	µg/L	10			-	345	-	387	-	-	-	23.5	23.6	-	-	23.2	277	-
	Potassium (Filtered)	mg/L	0.2			36.8	33.3	41.2	37	1.92	5.93	2.21	4.2	4.34	3.33	5.29	6.58	19.2	18.9
	Sodium (Filtered)	mg/L	0.076	200[#1]		118	92.9	116	106	45.4	33.3	33.7	37.7	41.4	45.3	76.8	49.6	31	28.8
	Sulphate (Filtered)	mg/L	2	250(SO4)[#15]	400[#3]	387	406	345	452	105	96.8	104	300	345	95.5	183	403	203	203
	Orthophosphate as P (Filtered)	µg/L	20			468	-	444	-	-	-	-	-	-	21.5	<20	-	-	292
PAH	Naphthalene	µg/L	0.01		2[#2]	<0.01	<0.01	<1 - 0.0197	<0.02	<0.01	<0.02	-	<1 - 0.0166	<1 - 0.0252	0.0102	<1 - 0.014	<0.02	<0.01	<0.01
	Acenaphthene	µg/L	0.005		No UK EQS	<0.005	<0.005	<0.005	<0.01	<0.005	<0.01	-	<0.005	<0.01	<0.005	<0.005	<0.01	<0.005	<0.005
	Acenaphthylene	µg/L	0.005		No UK EQS	<0.005	<0.005	<0.005	<0.01	<0.005	<0.01	-	<0.005	<0.01	<0.005	<0.005	<0.01	<0.005	<0.005
	Fluoranthene	µg/L	0.005		0.0063[#2]	<0.005	<0.005	<0.005	<0.01	<0.005	<0.01	-	<0.005	<0.01	<0.005	<1 - 0.00573	<0.01	<0.005	0.02
	Anthracene	µg/L	0.005		0.1[#2]	<0.005	<0.005	<0.005	<0.01	<0.005	<0.01	-	<0.005	<0.01	<0.005	<0.005	<0.01	<0.005	<0.005
	Phenanthrene	µg/L	0.005		No UK EQS	<0.005	<0.005	<0.005	<0.01	<0.005	<0.01	-	<0.005	<0.01	<0.005	<0.005	<0.01	<0.005	0.0101
	Fluorene	µg/L	0.005		No UK EQS	<0.005	<0.005	<0.005	<0.01	<0.005	<0.01	-	<0.005	<0.01	<0.005	<0.005	<0.01	<0.005	<0.005
	Chrysene	µg/L	0.005		No UK EQS	<0.005	<0.005	<0.005	<0.01	<0.005	<0.01	-	<0.005	<0.01	<0.005	<0.005	<0.01	<0.005	0.0124
	Pyrene	µg/L	0.005		No UK EQS	<0.005	<0.005	<0.005	<0.01	<0.005	<0.01	-	<0.005	<0.01	<0.005	<1 - 0.00579	<0.01	<0.005	0.0183
	Benzo(a)anthracene	µg/L	0.005		No UK EQS	<0.005	<0.005	<0.005	<0.01	<0.005	<0.01	-	<0.005	<0.01	<0.005	<0.005	<0.01	<0.005	<0.005
	Benzo(b)fluoranthene	µg/L	0.005	0.025[#16]	See BaP[#17]	<0.005	<0.005	<0.005	<0.01	<0.005	<0.01	-	<0.005	<0.01	<0.005	<0.005	<0.01	<0.005	0.0517
	Benzo(k)fluoranthene	µg/L	0.005	0.025[#16]	See BaP[#17]	<0.005	<0.005	<0.005	<0.01	<0.005	<0.01	-	<0.005	<0.01	<0.005	<0.005	<0.01	<0.005	0.0124
	Benzo(a)pyrene	µg/L	0.002	0.01[#1]	0.00017[#17]	<0.002	<0.002	<0.002	<0.004	<0.002	<0.004	-	<0.002	<0.004	<0.002	<0.002	<0.004	<0.002	0.0139
	Dibenz(a,h)anthracene	µg/L	0.005		No UK EQS	<0.005	<0.005	<0.005	<0.01	<0.005	<0.01	-	<0.005	<0.01	<0.005	<0.005	<0.01	<0.005	0.0138
	Benzo(g,h,i)perylene	µg/L	0.005	0.025[#16]	See BaP[#17]	<0.005	<0.005	<0.005	<0.01	<0.005	<0.01	-	<0.005	<0.01	<0.005	<0.005	<0.01	<0.005	0.00689
	Indeno(1,2,3-c,d)pyrene	µg/L	0.005	0.025[#16]	See BaP[#17]	<0.005	<0.005	<0.005	<0.01	<0.005	<0.01	-	<0.005	<0.01	<0.005	<0.005	<0.01	<0.005	0.0143
	PAH 16 Total	µg/L	0.082			<0.082	<0.082	<0.082	<0.164	<0.082	<0.164	-	<0.082	<0.164	<0.082	<0.082	<0.164	<0.082	0.174

					Investigation Phase	GI	LTM	GI	LTM	LTM	LTM	LTM	LTM	LTM	GI	GI	LTM	LTM	GI
					Location_Code	OH19002	OH19002	OH19002	OH19002	OH19003	OH19003	OH19003	OH19003	OH19003	OH19003	OH19003	OH19003	OH20001	OH20001
					Sampled_Date	05/03/2020	16/06/2020	16/04/2020	13/08/2020	22/10/2020	14/01/2021	19/11/2020	16/06/2020	21/07/2020	10/03/2020	17/04/2020	13/08/2020	11/06/2020	21/04/2020
					Sample_Depth	2.00	2.50	3.30	3.40	1.35	0.53	1.30	2.00	2.00	2.00	2.00	3.00	10.00	10.00
				UK Drinking Water Standards (GAC)	UK Freshwater EQS (GAC)														
Chem_Group	**ChemName**	**output unit**	**EQL**																
TPH CWG	>C5-C6 Aliphatics	µg/L	10	See TPH	See TPH	<10	<10	<10	<10	<10	<10	-	<10	<10	<10	<10	<10	<10	<10
	>C6-C8 Aliphatics	µg/L	10	See TPH	See TPH	<10	<10	<10	<10	<10	<10	-	<10	<10	<10	<10	<10	<10	<10
	>C8-C10 Aliphatics	µg/L	10	See TPH	See TPH	<10	<10	<10	<10	<10	<10	-	<10	<10	<10	<10	<10	<10	<10
	>C10-C12 Aliphatics	µg/L	10	See TPH	See TPH	<10	<10	<10	<10	<10	<10	-	<10	<10	<10	<10	<10	<10	<10
	>C12-C16 Aliphatics	µg/L	10	See TPH	See TPH	<10	<10	<10	<20	<10	<20	-	<10	<20	<10	<10	<20	<10	<10
	>C16-C21 Aliphatics	µg/L	10	See TPH	See TPH	<10	<10	<10	<20	<10	<20	-	<10	<20	<10	<10	<20	<10	<10
	>C21-C35 Aliphatics	µg/L	10	See TPH	See TPH	<10	<10	<10	<20	<10	<20	-	<10	<20	<10	<10	<20	<10	<10
	>C16-C35 Aliphatics	µg/L	10			<10	<10	<10	<20	<10	<20	-	<10	<20	<10	<10	<20	<10	<10
	Total Aliphatics >C12-C35	µg/L	10			<10	<10	<10	<20	<10	<20	-	<10	<20	<10	<10	<20	<10	<10
	>EC5-EC7 Aromatics	µg/L	10	See TPH	See TPH	-	-	-	-	-	-	-	-	-	-	-	-	-	-
	>EC6-EC7 Aromatics	µg/L	10			<10	<10	<10	<10	<10	<10	-	<10	<10	<10	<10	<10	<10	<10
	>EC7-EC8 Aromatics	µg/L	10	See TPH	See TPH	<10	<10	<10	<10	<10	<10	-	<10	<10	<10	<10	<10	<10	<10
	>EC8-EC10 Aromatics	µg/L	10	See TPH	See TPH	<10	<10	<10	<10	<10	<10	-	<10	<10	<10	<10	<10	<10	<10
	>EC10-EC12 Aromatics	µg/L	10	See TPH	See TPH	<10	<10	<10	<10	<10	<10	-	<10	<10	<10	<10	<10	<10	<10
	>EC12-EC16 Aromatics	µg/L	10	See TPH	See TPH	<10	<10	<10	<20	<10	<20	-	<10	<20	<10	<10	<20	<10	<10
	>EC16-EC21 Aromatics	µg/L	10	See TPH	See TPH	<10	<10	<10	<20	<10	<20	-	<10	<20	<10	<10	<20	<10	<10
	>EC21-EC35 Aromatics	µg/L	10	See TPH	See TPH	<10	<10	<10	<20	<10	<20	-	<10	<20	<10	<10	<20	<10	<10
	Total Aromatics >EC12-EC35	µg/L	10			<10	<10	<10	<20	<10	<20	-	<10	<20	<10	<10	<20	<10	<10
	TPH >C5-C35 Aliphatics/Aromatics	µg/L	10	|10[#18]	|50[#19]	<10	10	<10	<20	<10	<10	-	<10	<20	<10	<10	<10	<10	<10
TPH	>C8-C10	µg/L	10			-	-	-	-	-	-	-	-	-	-	-	-	-	-
	GRO >C7-8	µg/L	10			-	-	-	-	-	-	-	-	-	-	-	-	-	-
	EPH/TPH >C10-12	µg/L	200			-	-	-	-	-	-	-	-	-	-	-	-	-	-
	EPH/TPH >C12-16	µg/L	200			-	-	-	-	-	-	-	-	-	-	-	-	-	-
	EPH/TPH >C16-21	µg/L	200			-	-	-	-	-	-	-	-	-	-	-	-	-	-
	EPH/TPH >C35-40	µg/L	200			-	-	-	-	-	-	-	-	-	-	-	-	-	-
	EPH >C10-40	µg/L	200			-	-	-	-	-	-	-	-	-	-	-	-	-	-
	EPH/TPH >C21-28	µg/L	200			-	-	-	-	-	-	-	-	-	-	-	-	-	-
	EPH/TPH >C28-35	µg/L	200			-	-	-	-	-	-	-	-	-	-	-	-	-	-
	Total EPH C6-40	µg/L	100			-	-	-	-	-	-	-	-	-	-	-	-	-	-
	GRO >C5-12	µg/L	50			<50	<50	<50	<50	<50	<50	-	<50	<50	<50	<50	<50	<50	<50
	GRO>C10-12	µg/L	10			-	-	-	-	-	-	-	-	-	-	-	-	-	-
	GRO >C5-6	µg/L	10			-	-	-	-	-	-	-	-	-	-	-	-	-	-
	GRO >C6-7	µg/L	10			-	-	-	-	-	-	-	-	-	-	-	-	-	-
BTEX and MTBE	Benzene	µg/L	1	1[#1]	10[#2]	<1	<1	<1	<1	<7	<1	-	<1	<1	<7	<1	<1	<7	<7
	Toluene	µg/L	1	700[#20]	74[#2]	<1	<1	<1	<1	<4	<1	-	<1	<1	<4	<1	<1	<4	<4
	Ethylbenzene	µg/L	1	300[#20]	20[#21]	<1	<1	<1	<1	<5	<1	-	<1	<1	<5	<1	<1	<5	<5
	Xylene (m & p)	µg/L	1	250[#22]	15[#23]	<1	<1	<1	<1	<8	<1	-	<1	<1	<8	<1	<1	<8	<8
	Xylene (o)	µg/L	1	250[#22]	15[#23]	<1	<1	<1	<1	<3	<1	-	<1	<1	<3	<1	<1	<3	<3
	Xylene Total	µg/L	2	500[#20]	30[#3]	<2	<2	<2	<2	<11	<11	-	<2	<2	<11	<2	<2	<11	<11
	MTBE	µg/L	1	15[#24]	15[#25]	<1	<1	<1	<1	<3	<1	-	<1	<1	<3	<1	<1	<3	<3
	Total BTEX	µg/L	28			<28	<28	<28	<28	<28	<28	-	<28	<28	<28	<28	<28	<28	<28
VOC	Styrene	µg/L	1		50[#3]	<1	<1	<1	<1	-	<1	-	<1	<1	-	<1	<1	-	-
	cis-1,3-dichloropropene	µg/L	1			<1	<1	<1	<1	-	<1	-	<1	<1	-	<1	<1	-	-
	trans-1,3-dichloropropene	µg/L	1			<1	<1	<1	<1	-	<1	-	<1	<1	-	<1	<1	-	-
	1,1,1,2-tetrachloroethane	µg/L	1		70[#26]	<1	<1	<1	<1	-	<1	-	<1	<1	-	<1	<1	-	-
	1,1,1-trichloroethane	µg/L	1	2000[#27]	100[#3]	<1	<1	<1	<1	-	<1	-	<1	<1	-	<1	<1	-	-
	1,1,2,2-tetrachloroethane	µg/L	1		70[#26]	<1	<1	<1	<1	-	<1	-	<1	<1	-	<1	<1	-	-
	1,1,2-trichloroethane	µg/L	1		400[#3]	<1	<1	<1	<1	-	<1	-	<1	<1	-	<1	<1	-	-
	1,1-dichloroethane	µg/L	1	2.8[#28]		<1	<1	<1	<1	-	<1	-	<1	<1	-	<1	<1	-	-
	1,1-dichloroethene	µg/L	1	140[#29]		<1	<1	<1	<1	-	<1	-	<1	<1	-	<1	<1	-	-
	1,1-dichloropropene	µg/L	1			<1	<1	<1	<1	-	<1	-	<1	<1	-	<1	<1	-	-
	1,2,3-trichloropropane	µg/L	1			<1	<1	<1	<1	-	<1	-	<1	<1	-	<1	<1	-	-
	1,2,4-trimethylbenzene	µg/L	1			<1	<1	<1	<1	-	<1	-	<1	<1	-	<1	<1	-	-
	1,2-dibromo-3-chloropropane	µg/L	1			<1	<1	<1	<1	-	<1	-	<1	<1	-	<1	<1	-	-
	1,2-dibromoethane	µg/L	1			<1	<1	<1	<1	-	<1	-	<1	<1	-	<1	<1	-	-
	1,2-dichloroethane	µg/L	1	3[#1]	10[#2]	<1	<1	<1	<1	-	<1	-	<1	<1	-	<1	<1	-	-
	1,2-dichloropropane	µg/L	1			<1	<1	<1	<1	-	<1	-	<1	<1	-	<1	<1	-	-
	1,3,5-trimethylbenzene	µg/L	1			<1	<1	<1	<1	-	<1	-	<1	<1	-	<1	<1	-	-
	1,3-dichloropropane	µg/L	1			<1	<1	<1	<1	-	<1	-	<1	<1	-	<1	<1	-	-
	2,2-dichloropropane	µg/L	1			<1	<1	<1	<1	-	<1	-	<1	<1	-	<1	<1	-	-
	2-chlorotoluene	µg/L	1			<1	<1	<1	<1	-	<1	-	<1	<1	-	<1	<1	-	-
	4-chlorotoluene	µg/L	1			<1	<1	<1	<1	-	<1	-	<1	<1	-	<1	<1	-	-
	Bromobenzene	µg/L	1			<1	<1	<1	<1	-	<1	-	<1	<1	-	<1	<1	-	-
	Bromochloromethane	µg/L	1			<1	<1	<1	<1	-	<1	-	<1	<1	-	<1	<1	-	-
	Bromodichloromethane	µg/L	1	25[#30]		<1	<1	<1	<1	-	<1	-	<1	<1	-	<1	<1	-	-
	Bromoform	µg/L	1	25[#30]		<1	<1	<1	<1	-	<1	-	<1	<1	-	<1	<1	-	-
	Bromomethane	µg/L	1			<1	<1	<1	<1	-	<1	-	<1	<1	-	<1	<1	-	-
	Carbon disulfide	µg/L	1			<1	<1	<1	<1	-	<1	-	<1	<1	-	<1	<1	-	-
	Carbon tetrachloride	µg/L	1	3[#1]	12[#2]	<1	<1	<1	<1	-	<1	-	<1	<1	-	<1	<1	-	-

					Investigation Phase	GI	LTM	GI	LTM	LTM	LTM	LTM	LTM	LTM	GI	GI	LTM	LTM	GI
					Location_Code	OH19002	OH19002	OH19002	OH19002	OH19003	OH19003	OH19003	OH19003	OH19003	OH19003	OH19003	OH19003	OH20001	OH20001
					Sampled_Date	05/03/2020	16/06/2020	16/04/2020	13/08/2020	22/10/2020	14/01/2021	19/11/2020	16/06/2020	21/07/2020	10/03/2020	17/04/2020	13/08/2020	11/06/2020	21/04/2020
					Sample_Depth	2.00	2.50	3.30	3.40	1.35	0.53	1.30	2.00	2.00	2.00	2.00	3.00	10.00	10.00
				UK Drinking Water Standards (GAC)	UK Freshwater EQS (GAC)														
Chem_Group	ChemName	output unit	EQL																
	Chlorodibromomethane	µg/L	1	25[#30]		<1	<1	<1	<1	-	<1	-	<1	<1	-	<1	<1	-	-
	Chloroethane	µg/L	1			<1	<1	<1	<1	-	<1	-	<1	<1	-	<1	<1	-	-
	Chloroform	µg/L	1	25[#30]	2.5[#2]	<1	<1	<1	<1	-	<1	-	<1	<1	-	<1	<1	-	-
	Chloromethane	µg/L	1			<1	<1	<1	<1	-	<1	-	<1	<1	-	<1	<1	-	-
	cis-1,2-dichloroethene	µg/L	1	25[#31]		<1	<1	<1	<1	-	<1	-	<1	<1	-	<1	<1	-	-
	Dibromomethane	µg/L	1			<1	<1	<1	<1	-	<1	-	<1	<1	-	<1	<1	-	-
	Dichlorodifluoromethane	µg/L	1			<1	<1	<1	<1	-	<1	-	<1	<1	-	<1	<1	-	-
	Dichloromethane	µg/L	3		20[#2]	<3	<3	<3	<3	-	<3	-	<3	<3	-	<3	<3	-	-
	Isopropylbenzene	µg/L	1			<1	<1	<1	<1	-	<1	-	<1	<1	-	<1	<1	-	-
	n-butylbenzene	µg/L	1			<1	<1	<1	<1	-	<1	-	<1	<1	-	<1	<1	-	-
	n-propylbenzene	µg/L	1			<1	<1	<1	<1	-	<1	-	<1	<1	-	<1	<1	-	-
	p-isopropyltoluene	µg/L	1			<1	<1	<1	<1	-	<1	-	<1	<1	-	<1	<1	-	-
	sec-butylbenzene	µg/L	1			<1	<1	<1	<1	-	<1	-	<1	<1	-	<1	<1	-	-
	Trichloroethene	µg/L	1	5[#32]	10[#2]	<1	<1	<1	<1	-	<1	-	<1	<1	-	<1	<1	-	-
	tert-butylbenzene	µg/L	1			<1	<1	<1	<1	-	<1	-	<1	<1	-	<1	<1	-	-
	Tetrachloroethene	µg/L	1	5[#32]	10[#2]	<1	<1	<1	<1	-	<1	-	<1	<1	-	<1	<1	-	-
	trans-1,2-dichloroethene	µg/L	1	25[#31]		<1	<1	<1	<1	-	<1	-	<1	<1	-	<1	<1	-	-
	Trichlorofluoromethane	µg/L	1			<1	<1	<1	<1	-	<1	-	<1	<1	-	<1	<1	-	-
	Vinyl chloride	µg/L	1	0.5[#1]		<1	<1	<1	<1	-	<1	-	<1	<1	-	<1	<1	-	-
	tert-Amyl methyl ether	µg/L	1			<1	<1	<1	<1	-	<1	-	<1	<1	-	<1	<1	-	-
VOC/SVOC	1,2,3-trichlorobenzene	µg/L	0.01		0.13[#33]	<1	<1	<1	<1	-	<1	-	<1	<1	-	<1	<1	-	-
	1,2,4-trichlorobenzene	µg/L	0.01		0.13[#33]	<1	<1	<1	<1	-	<1	-	<1	<1	-	<1	<1	-	-
	1,2-dichlorobenzene	µg/L	1		6.7[#34]	<1	<1	<1	<1	-	<1	-	<1	<1	-	<1	<1	-	-
	1,3,5-Trichlorobenzene	µg/L	0.01		0.13[#33]	<1	<1	<1	<1	-	<1	-	<1	<1	-	<1	<1	-	-
	1,3-dichlorobenzene	µg/L	1		6.7[#34]	<1	<1	<1	<1	-	<1	-	<1	<1	-	<1	<1	-	-
	1,4-dichlorobenzene	µg/L	1		6.7[#34]	<1	<1	<1	<1	-	<1	-	<1	<1	-	<1	<1	-	-
	Chlorobenzene	µg/L	1	100[#35]		<1	<1	<1	<1	-	<1	-	<1	<1	-	<1	<1	-	-
	Hexachlorobutadiene	µg/L	0.01		0.6(MAC)[#10]	<1	<1	<1	<1	-	<1	-	<1	<1	-	<1	<1	-	-
SVOC	4-bromophenyl phenyl ether	µg/L	1			<1	<1	<1	<1	-	<1	-	<4	<10	-	<1	<10	-	-
	4-nitroaniline	µg/L	1			<1	<1	<1	<1	-	<1	-	<4	<10	-	<1	<10	-	-
	4-nitrophenol	µg/L	1			<1	<1	<1	<1	-	<1	-	<4	<10	-	<1	<10	-	-
	2,4,5-trichlorophenol	µg/L	1			<1	<1	<1	<1	-	<1	-	<4	<10	-	<1	<10	-	-
	2,4,6-trichlorophenol	µg/L	1			<1	<1	<1	<1	-	<1	-	<4	<10	-	<1	<10	-	-
	2,4-dichlorophenol	µg/L	1		4.2[#2]	<1	<1	<1	<1	-	<1	-	<4	<10	-	<1	<10	-	-
	2,4-dimethylphenol	µg/L	1			<1	<1	<1	<1	-	<1	-	<4	<10	-	<1	<10	-	-
	2,4-dinitrotoluene	µg/L	1			<1	<1	<1	<1	-	<1	-	<4	<10	-	<1	<10	-	-
	2,6-dinitrotoluene	µg/L	1			<1	<1	<1	<1	-	<1	-	<4	<10	-	<1	<10	-	-
	2-chloronaphthalene	µg/L	1			<1	<1	<1	<1	-	<1	-	<4	<10	-	<1	<10	-	-
	2-chlorophenol	µg/L	1		50[#3]	<1	<1	<1	<1	-	<1	-	<4	<10	-	<1	<10	-	-
	2-methylnaphthalene	µg/L	1			<1	<1	<1	<1	-	<1	-	<4	<10	-	<1	<10	-	-
	2-methylphenol	µg/L	1			<1	<1	<1	<1	-	<1	-	<4	<10	-	<1	<10	-	-
	2-nitroaniline	µg/L	1			<1	<1	<1	<1	-	<1	-	<4	<10	-	<1	<10	-	-
	2-nitrophenol	µg/L	1			<1	<1	<1	<1	-	<1	-	<4	<10	-	<1	<10	-	-
	3-nitroaniline	µg/L	1			<1	<1	<1	<1	-	<1	-	<4	<10	-	<1	<10	-	-
	4,6-Dinitro-2-methylphenol	µg/L				-	-	-	-	-	-	-	-	-	-	-	-	-	-
	4-chloro-3-methylphenol	µg/L	1		40[#3]	<1	<1	<1	<1	-	<1	-	<4	<10	-	<1	<10	-	-
	4-chloroaniline	µg/L	1			<1	<1	<1	<1	-	<1	-	<4	<10	-	<1	<10	-	-
	4-chlorophenyl phenyl ether	µg/L	1			<1	<1	<1	<1	-	<1	-	<4	<10	-	<1	<10	-	-
	4-methylphenol	µg/L	1			<1	<1	<1	<1	-	<1	-	<4	<10	-	<1	<10	-	-
	Azobenzene	µg/L	1			<1	<1	<1	<1	-	<1	-	<4	<10	-	<1	<10	-	-
	Bis(2-chloroethoxy) methane	µg/L	1			<1	<1	<1	<1	-	<1	-	<4	<10	-	<1	<10	-	-
	Bis(2-chloroethyl)ether	µg/L	1			<1	<1	<1	<1	-	<1	-	<4	<10	-	<1	<10	-	-
	Bis(2-ethylhexyl) phthalate	µg/L	2		1.3[#2]	<2	<2	<2	<2	-	<2	-	<8	<20	-	<2	<20	-	-
	Butyl benzyl phthalate	µg/L	1		7.5[#2]	<1	<1	<1	<1	-	<1	-	<4	<10	-	<1	<10	-	-
	Carbazole	µg/L	1			<1	<1	<1	<1	-	<1	-	<4	<10	-	<1	<10	-	-
	Dibenzofuran	µg/L	1			<1	<1	<1	<1	-	<1	-	<4	<10	-	<1	<10	-	-
	Diethylphthalate	µg/L	1		200[#3]	<1	<1	<1	<1	-	<1	-	<4	<10	-	<1	<10	-	-
	Dimethyl phthalate	µg/L	1		800[#3]	<1	<1	<1	<1	-	<1	-	<4	<10	-	<1	<10	-	-
	Di-n-butyl phthalate	µg/L	1		8[#3]	<1	<1	<1	<1	-	<1	-	<4	<10	-	<1	<10	-	-
	Di-n-octyl phthalate	µg/L	5		20[#3]	<5	<5	<5	<5	-	<5	-	<20	<50	-	<5	<50	-	-
	Hexachlorobenzene	µg/L	0.01		0.05(MAC)[#10]	<1	<1	<1	<1	-	<1	-	<4	<10	-	<1	<10	-	-
	Hexachlorocyclopentadiene	µg/L	1			<1	<1	<1	<1	-	<1	-	<4	<10	-	<1	<10	-	-
	Hexachloroethane	µg/L	1			<1	<1	<1	<1	-	<1	-	<4	<10	-	<1	<10	-	-
	Isophorone	µg/L	1			<1	<1	<1	<1	-	<1	-	<4	<10	-	<1	<10	-	-
	Nitrobenzene	µg/L	1			<1	<1	<1	<1	-	<1	-	<4	<10	-	<1	<10	-	-
	N-nitrosodi-n-propylamine	µg/L	1			<1	<1	<1	<1	-	<1	-	<4	<10	-	<1	<10	-	-
	Pentachlorobenzene	µg/L	0.01		0.007[#2]	-	-	-	-	-	-	-	-	-	-	-	-	-	-
	Pentachloronitrobenzene	µg/L	0.01			-	-	-	-	-	-	-	-	-	-	-	-	-	-
	Pentachlorophenol	µg/L	1		0.4[#2]	<1	<1	<1	<1	-	<1	-	<4	<10	-	<1	<10	-	-

						Investigation Phase	GI	LTM	GI	LTM	LTM	LTM	LTM	LTM	LTM	GI	GI	LTM	LTM	GI
						Location_Code	OH19002	OH19002	OH19002	OH19002	OH19003	OH19003	OH19003	OH19003	OH19003	OH19003	OH19003	OH19003	OH20001	OH20001
						Sampled_Date	05/03/2020	16/06/2020	16/04/2020	13/08/2020	22/10/2020	14/01/2021	19/11/2020	16/06/2020	21/07/2020	10/03/2020	17/04/2020	13/08/2020	11/06/2020	21/04/2020
						Sample_Depth	2.00	2.50	3.30	3.40	1.35	0.53	1.30	2.00	2.00	2.00	2.00	3.00	10.00	10.00
Chem_Group	**ChemName**	**output unit**	**EQL**	UK Drinking Water Standards (GAC)	UK Freshwater EQS (GAC)														
PCB	Heptachlorobiphenyl, 2,3,3,4,4,5,5- (PCB 189)	µg/L	0.015			-	<0.015	-	<0.03	-	-	-	-	-	<0.015	-	-	-	-
	Hexachlorobiphenyl, 2,3,3,4,4,5- (PCB 156)	µg/L	0.015			-	<0.015	-	<0.03	-	-	-	-	-	<0.015	-	-	-	-
	Hexachlorobiphenyl, 2,3,3,4,4,5- (PCB 157)	µg/L	0.015			-	<0.015	-	<0.03	-	-	-	-	-	<0.015	-	-	-	-
	Hexachlorobiphenyl, 2,3,4,4,5,5- (PCB 167)	µg/L	0.015			-	<0.015	-	<0.03	-	-	-	-	-	<0.015	-	-	-	-
	Hexachlorobiphenyl, 3,3,4,4,5,5- (PCB 169)	µg/L	0.015			-	<0.015	-	<0.03	-	-	-	-	-	<0.015	-	-	-	-
	PCB 101	µg/L	0.015			-	<0.015	-	<0.03	-	-	-	-	-	<0.015	-	-	-	-
	PCB 118	µg/L	0.015			-	<0.015	-	<0.03	-	-	-	-	-	<0.015	-	-	-	-
	PCB 138	µg/L	0.015			-	<0.015	-	<0.03	-	-	-	-	-	<0.015	-	-	-	-
	PCB 153	µg/L	0.015			-	<0.015	-	<0.03	-	-	-	-	-	<0.015	-	-	-	-
	PCB 180	µg/L	0.015			-	<0.015	-	<0.03	-	-	-	-	-	<0.015	-	-	-	-
	PCB 28	µg/L	0.015			-	<0.015	-	<0.03	-	-	-	-	-	<0.015	-	-	-	-
	PCB 52	µg/L	0.015			-	<0.015	-	<0.03	-	-	-	-	-	<0.015	-	-	-	-
	Pentachlorobiphenyl, 2,3,3,4,4- (PCB 105)	µg/L	0.015			-	<0.015	-	<0.03	-	-	-	-	-	<0.015	-	-	-	-
	Pentachlorobiphenyl, 2,3,4,4,5- (PCB 114)	µg/L	0.015			-	<0.015	-	<0.03	-	-	-	-	-	<0.015	-	-	-	-
	Pentachlorobiphenyl, 2,3,4,4,5- (PCB 123)	µg/L	0.015			-	<0.015	-	<0.03	-	-	-	-	-	<0.015	-	-	-	-
	Pentachlorobiphenyl, 3,3,4,4,5- (PCB 126)	µg/L	0.015			-	<0.015	-	<0.03	-	-	-	-	-	<0.015	-	-	-	-
	Tetrachlorobiphenyl, 3,3,4,4- (PCB 77)	µg/L	0.015			-	<0.015	-	<0.03	-	-	-	-	-	<0.015	-	-	-	-
	Tetrachlorobiphenyl, 3,4,4,5- (PCB 81)	µg/L	0.015			-	<0.015	-	<0.03	-	-	-	-	-	<0.015	-	-	-	-
	Total PCB 7 Congeners	µg/L	0.105			-	<0.105	-	<0.21	-	-	-	-	-	<0.105	-	-	-	-
	Total PCB WHO 12	µg/L	0.18			-	-	-	-	-	-	-	-	-	-	-	-	-	-
Phenolics	Xylenols (Filtered)	µg/L	0.5			<0.5	<0.5	<0.5	0.98	<0.5	<0.5	-	<0.5	<0.5	<0.5	<0.5	0.94	<0.5	<0.5
	Cresol Total (Filtered)	µg/L	0.5			<0.5	<0.5	<0.5	<0.5	<0.5	<0.5	-	<0.5	<0.5	<0.5	<0.5	<0.5	<0.5	<0.5
	Phenol	µg/L	1	5800[#28]	7.7[#2]	<1	<1	<1	<1	-	<1	-	<4	<10	-	<1	<10	-	-
	Phenol (Filtered)	µg/L	0.5	5800[#28]	7.7[#2]	<0.5	0.91	<0.5	<0.5	<0.5	<0.5	-	<0.5	<0.5	<0.5	<0.5	<0.5	<0.5	<0.5
	Phenols Monohydric (Filtered)	µg/L	0.5			<0.5	0.91	<0.5	0.98	<0.5	<0.5	-	<0.5	<0.5	<0.5	<0.5	0.94	<0.5	<0.5
Organotins	Tributyltin	µg/L	0.001		0.0002[#2]	-	<0.001	-	<0.001	-	-	-	-	-	<0.001	-	-	-	-
Pesticides	1-(3.4-Dichlorophenyl) urea (DCPU)	µg/l				-	-	-	-	-	-	-	-	-	-	-	-	-	-
	2-(4-Chlorophenoxy)propionic acid, 4-CPP	µg/l				-	-	-	-	-	-	-	-	-	-	-	-	-	-
	2-amino-N-(isopropyl)benzamide	µg/l				-	-	-	-	-	-	-	-	-	-	-	-	-	-
	2-Chloro-2.6-diethylacetanilide	µg/l				-	-	-	-	-	-	-	-	-	-	-	-	-	-
	Acibenzolar-S-methyl	µg/l				-	-	-	-	-	-	-	-	-	-	-	-	-	-
	Aminopyralid	µg/l				-	-	-	-	-	-	-	-	-	-	-	-	-	-
	Azoxystrobin	µg/L				-	-	-	-	-	-	-	-	-	-	-	-	-	-
	BAM	µg/l				-	-	-	-	-	-	-	-	-	-	-	-	-	-
	Benalaxyl	µg/l				-	-	-	-	-	-	-	-	-	-	-	-	-	-
	Bentazone methyl	µg/l				-	-	-	-	-	-	-	-	-	-	-	-	-	-
	Bifenox	µg/L				-	-	-	-	-	-	-	-	-	-	-	-	-	-
	Bitertanol	µg/l				-	-	-	-	-	-	-	-	-	-	-	-	-	-
	Boscalid	µg/l				-	-	-	-	-	-	-	-	-	-	-	-	-	-
	Cadusafos	µg/l				-	-	-	-	-	-	-	-	-	-	-	-	-	-
	Carfentrazone-ethyl	µg/L				-	-	-	-	-	-	-	-	-	-	-	-	-	-
	Chloridazon-desphenyl	µg/l				-	-	-	-	-	-	-	-	-	-	-	-	-	-
	Chloridazon-methyl desphenyl	µg/l				-	-	-	-	-	-	-	-	-	-	-	-	-	-
	Chlorotoluron-desmethyl	µg/l				-	-	-	-	-	-	-	-	-	-	-	-	-	-
	Chlorpropham	µg/L			10[#3]	-	-	-	-	-	-	-	-	-	-	-	-	-	-
	Clodinafop	µg/l				-	-	-	-	-	-	-	-	-	-	-	-	-	-
	Clomeprop	µg/l				-	-	-	-	-	-	-	-	-	-	-	-	-	-
	Crimidine	µg/l				-	-	-	-	-	-	-	-	-	-	-	-	-	-
	Cybutryne (Irgarol)	µg/l				-	-	-	-	-	-	-	-	-	-	-	-	-	-
	Cyprazine	µg/l				-	-	-	-	-	-	-	-	-	-	-	-	-	-
	Cyprodinil	µg/L				-	-	-	-	-	-	-	-	-	-	-	-	-	-
	Dichlofenthion	µg/l				-	-	-	-	-	-	-	-	-	-	-	-	-	-
	Dichlormid	µg/l				-	-	-	-	-	-	-	-	-	-	-	-	-	-
	Diethofencarb	µg/l				-	-	-	-	-	-	-	-	-	-	-	-	-	-
	Difenacoum	µg/l				-	-	-	-	-	-	-	-	-	-	-	-	-	-
	Dimefuron	µg/l				-	-	-	-	-	-	-	-	-	-	-	-	-	-
	Dimethachlo	µg/l				-	-	-	-	-	-	-	-	-	-	-	-	-	-
	Dimethenamid	µg/l				-	-	-	-	-	-	-	-	-	-	-	-	-	-
	Dimethomorph	µg/l				-	-	-	-	-	-	-	-	-	-	-	-	-	-
	Dinoterb	µg/l				-	-	-	-	-	-	-	-	-	-	-	-	-	-
	Diuron desmethyl (DCPMU)	µg/l				-	-	-	-	-	-	-	-	-	-	-	-	-	-
	Epoxiconazole	µg/l				-	-	-	-	-	-	-	-	-	-	-	-	-	-
	Etrimphos	µg/L	0.01			-	-	-	-	-	-	-	-	-	-	-	-	-	-
	Fenoxaprop	µg/l				-	-	-	-	-	-	-	-	-	-	-	-	-	-
	Fenpropidin	µg/l				-	-	-	-	-	-	-	-	-	-	-	-	-	-
	Fenuron	µg/l				-	-	-	-	-	-	-	-	-	-	-	-	-	-
	Fipronil	µg/L				-	-	-	-	-	-	-	-	-	-	-	-	-	-
	Florasulam	µg/l				-	-	-	-	-	-	-	-	-	-	-	-	-	-
	Fluazifop	µg/l				-	-	-	-	-	-	-	-	-	-	-	-	-	-

					Investigation Phase	GI	LTM	GI	LTM	LTM	LTM	LTM	LTM	LTM	GI	GI	LTM	LTM	GI
					Location_Code	OH19002	OH19002	OH19002	OH19002	OH19003	OH19003	OH19003	OH19003	OH19003	OH19003	OH19003	OH19003	OH20001	OH20001
					Sampled_Date	05/03/2020	16/06/2020	16/04/2020	13/08/2020	22/10/2020	14/01/2021	19/11/2020	16/06/2020	21/07/2020	10/03/2020	17/04/2020	13/08/2020	11/06/2020	21/04/2020
					Sample_Depth	2.00	2.50	3.30	3.40	1.35	0.53	1.30	2.00	2.00	2.00	2.00	3.00	10.00	10.00
Chem_Group	ChemName	output unit	EQL	UK Drinking Water Standards (GAC)	UK Freshwater EQS (GAC)															
	Fluazifop-P-butyl	µg/L				-	-	-	-	-	-	-	-	-	-	-	-	-	-
	Foramsulfuron	µg/l				-	-	-	-	-	-	-	-	-	-	-	-	-	-
	Furathiocarb	µg/l				-	-	-	-	-	-	-	-	-	-	-	-	-	-
	Haloxyfop	µg/l				-	-	-	-	-	-	-	-	-	-	-	-	-	-
	Haloxyfop-p-methyl	µg/l				-	-	-	-	-	-	-	-	-	-	-	-	-	-
	Heptachlor epoxide	µg/L	0.01	0.03[#1]		-	-	-	-	-	-	-	-	-	-	-	-	-	-
	Imazamox	µg/l				-	-	-	-	-	-	-	-	-	-	-	-	-	-
	Indoxacarb	µg/L				-	-	-	-	-	-	-	-	-	-	-	-	-	-
	Isoproturon-desmethyl	µg/l				-	-	-	-	-	-	-	-	-	-	-	-	-	-
	Isoproturon-monodesmethyl	µg/l				-	-	-	-	-	-	-	-	-	-	-	-	-	-
	Isopyrazam	µg/l				-	-	-	-	-	-	-	-	-	-	-	-	-	-
	Kresoxim-methyl	µg/l				-	-	-	-	-	-	-	-	-	-	-	-	-	-
	Malaoxon	µg/l				-	-	-	-	-	-	-	-	-	-	-	-	-	-
	Mandipropamid	µg/l				-	-	-	-	-	-	-	-	-	-	-	-	-	-
	Mecarbam	µg/l				-	-	-	-	-	-	-	-	-	-	-	-	-	-
	Mesotrione	µg/l				-	-	-	-	-	-	-	-	-	-	-	-	-	-
	Metconazole	µg/l				-	-	-	-	-	-	-	-	-	-	-	-	-	-
	Metribuzin-desamino	µg/l				-	-	-	-	-	-	-	-	-	-	-	-	-	-
	Naptalam	µg/l				-	-	-	-	-	-	-	-	-	-	-	-	-	-
	Nicosulfuron	µg/l				-	-	-	-	-	-	-	-	-	-	-	-	-	-
	Nuarimol	µg/l				-	-	-	-	-	-	-	-	-	-	-	-	-	-
	Oxadixyl	µg/l				-	-	-	-	-	-	-	-	-	-	-	-	-	-
	Paraoxon-ethyl	µg/l				-	-	-	-	-	-	-	-	-	-	-	-	-	-
	Parathion-ethyl	µg/l				-	-	-	-	-	-	-	-	-	-	-	-	-	-
	Penconazole	µg/l				-	-	-	-	-	-	-	-	-	-	-	-	-	-
	Pencycuron	µg/l				-	-	-	-	-	-	-	-	-	-	-	-	-	-
	Phosphamidon II (E)	µg/l	0.01			-	-	-	-	-	-	-	-	-	-	-	-	-	-
	Pretilachlor	µg/l				-	-	-	-	-	-	-	-	-	-	-	-	-	-
	Primisulfuron-methyl	µg/l				-	-	-	-	-	-	-	-	-	-	-	-	-	-
	Prodiamine	µg/l				-	-	-	-	-	-	-	-	-	-	-	-	-	-
	Propaquizafop	µg/l				-	-	-	-	-	-	-	-	-	-	-	-	-	-
	Propetamphos	µg/L	0.01		0.03[#3]	-	-	-	-	-	-	-	-	-	-	-	-	-	-
	Prosulfocarb	µg/l				-	-	-	-	-	-	-	-	-	-	-	-	-	-
	Prothioconazole	µg/l				-	-	-	-	-	-	-	-	-	-	-	-	-	-
	Pyribenzoxim	µg/l				-	-	-	-	-	-	-	-	-	-	-	-	-	-
	Quinmerac	µg/l				-	-	-	-	-	-	-	-	-	-	-	-	-	-
	Quizalofop	µg/l				-	-	-	-	-	-	-	-	-	-	-	-	-	-
	Rimsulfuron	µg/l				-	-	-	-	-	-	-	-	-	-	-	-	-	-
	Sebuthylazine	µg/l				-	-	-	-	-	-	-	-	-	-	-	-	-	-
	Simazine-2-hydroxy	µg/l				-	-	-	-	-	-	-	-	-	-	-	-	-	-
	Sodium Acifluorfen	µg/L				-	-	-	-	-	-	-	-	-	-	-	-	-	-
	Sulfosulfuron	µg/l				-	-	-	-	-	-	-	-	-	-	-	-	-	-
	Tecnazene	µg/L	0.01		1[#3]	-	-	-	-	-	-	-	-	-	-	-	-	-	-
	Teflubenzuron	µg/l				-	-	-	-	-	-	-	-	-	-	-	-	-	-
	Terbuthylazine-desethyl	µg/l				-	-	-	-	-	-	-	-	-	-	-	-	-	-
	Terbuthylazine-desethyl-2-hydroxy	µg/l				-	-	-	-	-	-	-	-	-	-	-	-	-	-
	Terbuthylazine-hydroxy	µg/l				-	-	-	-	-	-	-	-	-	-	-	-	-	-
	Thiabendazole	µg/L			5[#3]	-	-	-	-	-	-	-	-	-	-	-	-	-	-
	Thiamethoxam	µg/L				-	-	-	-	-	-	-	-	-	-	-	-	-	-
	Tribenuron-methyl	µg/L				-	-	-	-	-	-	-	-	-	-	-	-	-	-
	Trietazine	µg/L	0.01			-	-	-	-	-	-	-	-	-	-	-	-	-	-
	Trifloxysulfuron-sodium	µg/l				-	-	-	-	-	-	-	-	-	-	-	-	-	-
	Triflusulfuron-methyl	µg/l				-	-	-	-	-	-	-	-	-	-	-	-	-	-
	Triforine	µg/l				-	-	-	-	-	-	-	-	-	-	-	-	-	-
	Triticonazole	µg/l				-	-	-	-	-	-	-	-	-	-	-	-	-	-
	Desmetryn	mg/L				-	-	-	-	-	-	-	-	-	-	-	-	-	-
	Simetryn	mg/L				-	-	-	-	-	-	-	-	-	-	-	-	-	-
	Clothianidin	µg/L				-	-	-	-	-	-	-	-	-	-	-	-	-	-
	Cymoxanil	µg/L				-	-	-	-	-	-	-	-	-	-	-	-	-	-
	Fluazifop-butyl	µg/L				-	-	-	-	-	-	-	-	-	-	-	-	-	-
	Imazamethabenz-methyl	µg/L				-	-	-	-	-	-	-	-	-	-	-	-	-	-
	Mesosulfuron-methyl	µg/L				-	-	-	-	-	-	-	-	-	-	-	-	-	-
	Metamitron	µg/L				-	-	-	-	-	-	-	-	-	-	-	-	-	-
	Metobromuron	µg/L				-	-	-	-	-	-	-	-	-	-	-	-	-	-
	Monuron	µg/L				-	-	-	-	-	-	-	-	-	-	-	-	-	-
	Secbumeton	µg/L				-	-	-	-	-	-	-	-	-	-	-	-	-	-
	Spiroxamine	µg/L				-	-	-	-	-	-	-	-	-	-	-	-	-	-
	Clomazon	µg/L				-	-	-	-	-	-	-	-	-	-	-	-	-	-
	Metazachlor	µg/L	0.01			-	-	-	-	-	-	-	-	-	-	-	-	-	-

					Investigation Phase	GI	LTM	GI	LTM	LTM	LTM	LTM	LTM	LTM	GI	GI	LTM	LTM	GI
					Location_Code	OH19002	OH19002	OH19002	OH19002	OH19003	OH19003	OH19003	OH19003	OH19003	OH19003	OH19003	OH19003	OH20001	OH20001
					Sampled_Date	05/03/2020	16/06/2020	16/04/2020	13/08/2020	22/10/2020	14/01/2021	19/11/2020	16/06/2020	21/07/2020	10/03/2020	17/04/2020	13/08/2020	11/06/2020	21/04/2020
					Sample_Depth	2.00	2.50	3.30	3.40	1.35	0.53	1.30	2.00	2.00	2.00	2.00	3.00	10.00	10.00
Chem_Group	**ChemName**	**output unit**	**EQL**	UK Drinking Water Standards (GAC)	UK Freshwater EQS (GAC)															
	Methabenzthiazuran	µg/L				-	-	-	-	-	-	-	-	-	-	-	-	-	-
	Iprovalicarb	µg/L				-	-	-	-	-	-	-	-	-	-	-	-	-	-
	Chloroxuron	µg/L				-	-	-	-	-	-	-	-	-	-	-	-	-	-
	Neburon	µg/L				-	-	-	-	-	-	-	-	-	-	-	-	-	-
	Metribuzin	µg/L				-	-	-	-	-	-	-	-	-	-	-	-	-	-
	2,3,6-Trichlorobenzoic Acid (Tba)	µg/L				-	-	-	-	-	-	-	-	-	-	-	-	-	-
	2,4,5-Trichlorophenoxy Acetic Acid	µg/L				-	-	-	-	-	-	-	-	-	-	-	-	-	-
	2,4,5-TP (Silvex)	µg/L				-	-	-	-	-	-	-	-	-	-	-	-	-	-
	Pyrimethanil	µg/L				-	-	-	-	-	-	-	-	-	-	-	-	-	-
	Hedonal	µg/L			0.3[#2]	-	-	-	-	-	-	-	-	-	-	-	-	-	-
	2,4-DDT	µg/L	0.01		0.00625[#36]	-	-	-	-	-	-	-	-	-	-	-	-	-	-
	Propachlor	µg/L	0.01			-	-	-	-	-	-	-	-	-	-	-	-	-	-
	Propamocarb	µg/L				-	-	-	-	-	-	-	-	-	-	-	-	-	-
	2,4-Dichlorprop	µg/L				-	-	-	-	-	-	-	-	-	-	-	-	-	-
	3-Hydroxy Carbofuran	µg/L				-	-	-	-	-	-	-	-	-	-	-	-	-	-
	4-(2,4-Dichlorophenoxy)butyric Acid (2,4-DB)	µg/L				-	-	-	-	-	-	-	-	-	-	-	-	-	-
	4,4-DDE	µg/L	0.01		0.00625[#36]	-	-	-	-	-	-	-	-	-	-	-	-	-	-
	4-Bromo-3,5-dimethylphenyl-N-methylcarbamate	µg/L				-	-	-	-	-	-	-	-	-	-	-	-	-	-
	a-BHC	µg/L	0.01			-	-	-	-	-	-	-	-	-	-	-	-	-	-
	Acetochlor	µg/L				-	-	-	-	-	-	-	-	-	-	-	-	-	-
	Aldicarb	µg/L				-	-	-	-	-	-	-	-	-	-	-	-	-	-
	Aldicarb sulfone	µg/L				-	-	-	-	-	-	-	-	-	-	-	-	-	-
	Aldrin	µg/L	0.01	0.03[#1]	0.0025[#37]	-	-	-	-	-	-	-	-	-	-	-	-	-	-
	Ametryn	µg/L				-	-	-	-	-	-	-	-	-	-	-	-	-	-
	Amidosulfuron	µg/L				-	-	-	-	-	-	-	-	-	-	-	-	-	-
	Acetamiprid	µg/L				-	-	-	-	-	-	-	-	-	-	-	-	-	-
	Aclonifen	µg/L				-	-	-	-	-	-	-	-	-	-	-	-	-	-
	Actril (loxynil)	µg/L			10[#3]	-	-	-	-	-	-	-	-	-	-	-	-	-	-
	Atraton	µg/L				-	-	-	-	-	-	-	-	-	-	-	-	-	-
	Atrazine	µg/L	0.01		0.6[#2]	-	-	-	-	-	-	-	-	-	-	-	-	-	-
	Azinophos methyl	µg/L	0.02		0.01[#7]	-	-	-	-	-	-	-	-	-	-	-	-	-	-
	Baygon	µg/L				-	-	-	-	-	-	-	-	-	-	-	-	-	-
	b-BHC	µg/L	0.01			-	-	-	-	-	-	-	-	-	-	-	-	-	-
	Benazolin	µg/L				-	-	-	-	-	-	-	-	-	-	-	-	-	-
	Bendiocarb	µg/L				-	-	-	-	-	-	-	-	-	-	-	-	-	-
	Bentazone	µg/L			500[#3]	-	-	-	-	-	-	-	-	-	-	-	-	-	-
	Bidrin	µg/L				-	-	-	-	-	-	-	-	-	-	-	-	-	-
	Bromacil	µg/L				-	-	-	-	-	-	-	-	-	-	-	-	-	-
	Bromazil	µg/L				-	-	-	-	-	-	-	-	-	-	-	-	-	-
	Bromophos-ethyl	µg/L				-	-	-	-	-	-	-	-	-	-	-	-	-	-
	Bromoxynil	µg/L			100[#3]	-	-	-	-	-	-	-	-	-	-	-	-	-	-
	Carbaryl	µg/L				-	-	-	-	-	-	-	-	-	-	-	-	-	-
	Carbendazim	µg/L			0.15[#3]	-	-	-	-	-	-	-	-	-	-	-	-	-	-
	Carbetamide	µg/L				-	-	-	-	-	-	-	-	-	-	-	-	-	-
	Carbofuran	µg/L				-	-	-	-	-	-	-	-	-	-	-	-	-	-
	Carbophenothion	µg/L	0.01			-	-	-	-	-	-	-	-	-	-	-	-	-	-
	Carboxin	µg/L				-	-	-	-	-	-	-	-	-	-	-	-	-	-
	Chlorbromuron	µg/L				-	-	-	-	-	-	-	-	-	-	-	-	-	-
	Chlordane (cis)	µg/L	0.01			-	-	-	-	-	-	-	-	-	-	-	-	-	-
	Azinphos Ethyl	µg/L	0.02			-	-	-	-	-	-	-	-	-	-	-	-	-	-
	Chlordane (trans)	µg/L	0.01			-	-	-	-	-	-	-	-	-	-	-	-	-	-
	Chlorfenvinphos	µg/L	0.01		0.1[#2]	-	-	-	-	-	-	-	-	-	-	-	-	-	-
	Chloridazon	µg/L				-	-	-	-	-	-	-	-	-	-	-	-	-	-
	Chlorotoluron	µg/L			2[#3]	-	-	-	-	-	-	-	-	-	-	-	-	-	-
	Chlorpyrifos	µg/L	0.01			-	-	-	-	-	-	-	-	-	-	-	-	-	-
	Chlorpyrifos-methyl	µg/L	0.01			-	-	-	-	-	-	-	-	-	-	-	-	-	-
	Chlorsulfuron	µg/L				-	-	-	-	-	-	-	-	-	-	-	-	-	-
	Clopyralid	µg/L				-	-	-	-	-	-	-	-	-	-	-	-	-	-
	Coumaphos	µg/L	0.01		0.03[#3]	-	-	-	-	-	-	-	-	-	-	-	-	-	-
	Cyanazine	µg/L	0.01			-	-	-	-	-	-	-	-	-	-	-	-	-	-
	Cyproconazole	µg/L				-	-	-	-	-	-	-	-	-	-	-	-	-	-
	Cyromazine	µg/L				-	-	-	-	-	-	-	-	-	-	-	-	-	-
	d-BHC	µg/L	0.01			-	-	-	-	-	-	-	-	-	-	-	-	-	-
	DDD	µg/L	0.01		0.00625[#36]	-	-	-	-	-	-	-	-	-	-	-	-	-	-
	DDT	µg/L	0.01		0.01[#38]	-	-	-	-	-	-	-	-	-	-	-	-	-	-
	Deisopropylatrazine	µg/L				-	-	-	-	-	-	-	-	-	-	-	-	-	-
	Chlorothalonil	µg/L	0.01		0.035[#2]	-	-	-	-	-	-	-	-	-	-	-	-	-	-
	Deethylatrazine	µg/L				-	-	-	-	-	-	-	-	-	-	-	-	-	-
	Demeton-S-methyl	µg/L	0.01			-	-	-	-	-	-	-	-	-	-	-	-	-	-

					Investigation Phase	GI	LTM	GI	LTM	LTM	LTM	LTM	LTM	LTM	GI	GI	LTM	LTM	GI
					Location_Code	OH19002	OH19002	OH19002	OH19002	OH19003	OH19003	OH19003	OH19003	OH19003	OH19003	OH19003	OH19003	OH20001	OH20001
					Sampled_Date	05/03/2020	16/06/2020	16/04/2020	13/08/2020	22/10/2020	14/01/2021	19/11/2020	16/06/2020	21/07/2020	10/03/2020	17/04/2020	13/08/2020	11/06/2020	21/04/2020
					Sample_Depth	2.00	2.50	3.30	3.40	1.35	0.53	1.30	2.00	2.00	2.00	2.00	3.00	10.00	10.00
Chem_Group	**ChemName**	**output unit**	**EQL**	UK Drinking Water Standards (GAC)	UK Freshwater EQS (GAC)															
	Diazinon	µg/L	0.01		0.01[#2]	-	-	-	-	-	-	-	-	-	-	-	-	-	-
	Dicamba	µg/L				-	-	-	-	-	-	-	-	-	-	-	-	-	-
	Dichlobenil	µg/L	0.01			-	-	-	-	-	-	-	-	-	-	-	-	-	-
	Dichlorvos	µg/L	0.01		0.001[#3]	-	-	-	-	-	-	-	-	-	-	-	-	-	-
	Diclofop	µg/L				-	-	-	-	-	-	-	-	-	-	-	-	-	-
	Dieldrin	µg/L	0.01	0.03[#1]	0.0025[#37]	-	-	-	-	-	-	-	-	-	-	-	-	-	-
	Difenoconazole	µg/L				-	-	-	-	-	-	-	-	-	-	-	-	-	-
	Difenoxuron	µg/L				-	-	-	-	-	-	-	-	-	-	-	-	-	-
	Diflubenzuron	µg/L			0.001[#3]	-	-	-	-	-	-	-	-	-	-	-	-	-	-
	Diflufenican	µg/L				-	-	-	-	-	-	-	-	-	-	-	-	-	-
	Dimethoate	µg/L	0.01		0.48[#2]	-	-	-	-	-	-	-	-	-	-	-	-	-	-
	Dinoseb	µg/L				-	-	-	-	-	-	-	-	-	-	-	-	-	-
	Disulfoton	µg/L	0.01			-	-	-	-	-	-	-	-	-	-	-	-	-	-
	Diuron	µg/L			0.2[#2]	-	-	-	-	-	-	-	-	-	-	-	-	-	-
	Endosulfan I	µg/L	0.01			-	-	-	-	-	-	-	-	-	-	-	-	-	-
	Endosulfan II	µg/L	0.02			-	-	-	-	-	-	-	-	-	-	-	-	-	-
	Endosulfan sulphate	µg/L	0.04			-	-	-	-	-	-	-	-	-	-	-	-	-	-
	Endrin	µg/L	0.01		0.0025[#37]	-	-	-	-	-	-	-	-	-	-	-	-	-	-
	s-Ethyl dipropylthiocarbamate	µg/L				-	-	-	-	-	-	-	-	-	-	-	-	-	-
	Ethiofencarb	µg/L				-	-	-	-	-	-	-	-	-	-	-	-	-	-
	Ethion	µg/L	0.01			-	-	-	-	-	-	-	-	-	-	-	-	-	-
	Ethoprop	µg/L				-	-	-	-	-	-	-	-	-	-	-	-	-	-
	Ethofumesate	µg/L				-	-	-	-	-	-	-	-	-	-	-	-	-	-
	Etridiazole	µg/L	0.01			-	-	-	-	-	-	-	-	-	-	-	-	-	-
	Fenamiphos	µg/L				-	-	-	-	-	-	-	-	-	-	-	-	-	-
	Fenarimol	µg/L				-	-	-	-	-	-	-	-	-	-	-	-	-	-
	Fenitrothion	µg/L	0.01		0.01[#3]	-	-	-	-	-	-	-	-	-	-	-	-	-	-
	Fensulfothion	µg/L				-	-	-	-	-	-	-	-	-	-	-	-	-	-
	Fenhexamid	µg/L				-	-	-	-	-	-	-	-	-	-	-	-	-	-
	Fenoxycarb	µg/L				-	-	-	-	-	-	-	-	-	-	-	-	-	-
	Fenthion	µg/L	0.01			-	-	-	-	-	-	-	-	-	-	-	-	-	-
	Fenpropimorf	µg/L				-	-	-	-	-	-	-	-	-	-	-	-	-	-
	Fluroxypyr	µg/L				-	-	-	-	-	-	-	-	-	-	-	-	-	-
	Flutolanil	µg/L				-	-	-	-	-	-	-	-	-	-	-	-	-	-
	Fonofos	µg/L				-	-	-	-	-	-	-	-	-	-	-	-	-	-
	g-BHC (Lindane)	µg/L	0.01			-	-	-	-	-	-	-	-	-	-	-	-	-	-
	Haloxyfop-methyl	µg/L				-	-	-	-	-	-	-	-	-	-	-	-	-	-
	Thifensulfuron	µg/L				-	-	-	-	-	-	-	-	-	-	-	-	-	-
	Heptachlor	µg/L	0.01	0.03[#1]		-	-	-	-	-	-	-	-	-	-	-	-	-	-
	Hexaconazole	µg/L				-	-	-	-	-	-	-	-	-	-	-	-	-	-
	Hexazinone	µg/L				-	-	-	-	-	-	-	-	-	-	-	-	-	-
	Hydroxyatrazine	µg/L				-	-	-	-	-	-	-	-	-	-	-	-	-	-
	Iprodione	µg/L				-	-	-	-	-	-	-	-	-	-	-	-	-	-
	Isodrin	µg/L	0.01		0.0025[#37]	-	-	-	-	-	-	-	-	-	-	-	-	-	-
	Isoproturon	µg/L			0.3[#2]	-	-	-	-	-	-	-	-	-	-	-	-	-	-
	Linuron	µg/L			0.5[#2]	-	-	-	-	-	-	-	-	-	-	-	-	-	-
	Malathion	µg/L	0.01		0.01[#3]	-	-	-	-	-	-	-	-	-	-	-	-	-	-
	2-Methyl-4-chlorophenoxyacetic acid	µg/L				-	-	-	-	-	-	-	-	-	-	-	-	-	-
	2-Methyl-4-Chlorophenoxy Butanoic Acid	µg/L				-	-	-	-	-	-	-	-	-	-	-	-	-	-
	Mecoprop	µg/L			18[#2]	-	-	-	-	-	-	-	-	-	-	-	-	-	-
	Mefenpyr-diethyl	µg/L				-	-	-	-	-	-	-	-	-	-	-	-	-	-
	Metachlor	µg/L	0.01		0.3[#2]	-	-	-	-	-	-	-	-	-	-	-	-	-	-
	Metalaxyl	µg/L				-	-	-	-	-	-	-	-	-	-	-	-	-	-
	Methamidophos	µg/L				-	-	-	-	-	-	-	-	-	-	-	-	-	-
	Methidathion	µg/L				-	-	-	-	-	-	-	-	-	-	-	-	-	-
	Methiocarb	µg/L			0.01[#3]	-	-	-	-	-	-	-	-	-	-	-	-	-	-
	Methomyl	µg/L				-	-	-	-	-	-	-	-	-	-	-	-	-	-
	Methoxychlor	µg/L	0.01			-	-	-	-	-	-	-	-	-	-	-	-	-	-
	Methoxyfenozide	µg/L				-	-	-	-	-	-	-	-	-	-	-	-	-	-
	Methyl parathion	µg/L	0.01			-	-	-	-	-	-	-	-	-	-	-	-	-	-
	Metolachlor	µg/L				-	-	-	-	-	-	-	-	-	-	-	-	-	-
	Metoxuron	µg/L				-	-	-	-	-	-	-	-	-	-	-	-	-	-
	Metsulfuron Methyl	µg/L				-	-	-	-	-	-	-	-	-	-	-	-	-	-
	Mevinphos (Phosdrin)	µg/L	0.01		0.02(MAC)[#39]	-	-	-	-	-	-	-	-	-	-	-	-	-	-
	Molinate	µg/L				-	-	-	-	-	-	-	-	-	-	-	-	-	-
	Monlinuran	µg/L				-	-	-	-	-	-	-	-	-	-	-	-	-	-
	Monocrotophos	µg/L				-	-	-	-	-	-	-	-	-	-	-	-	-	-
	Napropamide	µg/L				-	-	-	-	-	-	-	-	-	-	-	-	-	-
	Flusilazole (NuStar)	µg/L				-	-	-	-	-	-	-	-	-	-	-	-	-	-

					Investigation Phase	GI	LTM	GI	LTM	LTM	LTM	LTM	LTM	LTM	GI	GI	LTM	LTM	GI
					Location_Code	OH19002	OH19002	OH19002	OH19002	OH19003	OH19003	OH19003	OH19003	OH19003	OH19003	OH19003	OH19003	OH20001	OH20001
					Sampled_Date	05/03/2020	16/06/2020	16/04/2020	13/08/2020	22/10/2020	14/01/2021	19/11/2020	16/06/2020	21/07/2020	10/03/2020	17/04/2020	13/08/2020	11/06/2020	21/04/2020
					Sample_Depth	2.00	2.50	3.30	3.40	1.35	0.53	1.30	2.00	2.00	2.00	2.00	3.00	10.00	10.00
				UK Drinking Water Standards (GAC)	UK Freshwater EQS (GAC)														
Chem_Group	**ChemName**	**output unit**	**EQL**																
	o,p-DDD	µg/L	0.01			-	-	-	-	-	-	-	-	-	-	-	-	-	-
	o,p'-DDE	µg/L	0.01			-	-	-	-	-	-	-	-	-	-	-	-	-	-
	o,p-Methoxychlor	µg/L	0.04			-	-	-	-	-	-	-	-	-	-	-	-	-	-
	Omethoate	µg/L	0.01		0.01[#3]	-	-	-	-	-	-	-	-	-	-	-	-	-	-
	Oxamyl	µg/L				-	-	-	-	-	-	-	-	-	-	-	-	-	-
	Paclobutrazol	µg/L				-	-	-	-	-	-	-	-	-	-	-	-	-	-
	Methyl Paraoxon	µg/L				-	-	-	-	-	-	-	-	-	-	-	-	-	-
	Parathion	µg/L	0.01			-	-	-	-	-	-	-	-	-	-	-	-	-	-
	Pendimethalin	µg/L	0.01		0.3[#2]	-	-	-	-	-	-	-	-	-	-	-	-	-	-
	Imidacloprid	µg/L				-	-	-	-	-	-	-	-	-	-	-	-	-	-
	Permethrin	µg/L	0.02		0.001[#3]	-	-	-	-	-	-	-	-	-	-	-	-	-	-
	Permethrin II	µg/L	0.02			-	-	-	-	-	-	-	-	-	-	-	-	-	-
	Phorate	µg/L	0.01			-	-	-	-	-	-	-	-	-	-	-	-	-	-
	Phosmet	µg/L				-	-	-	-	-	-	-	-	-	-	-	-	-	-
	Lenacil	µg/L				-	-	-	-	-	-	-	-	-	-	-	-	-	-
	Picloram	µg/L				-	-	-	-	-	-	-	-	-	-	-	-	-	-
	Picoxystrobin	µg/L				-	-	-	-	-	-	-	-	-	-	-	-	-	-
	Pirimicarb	µg/L			1[#3]	-	-	-	-	-	-	-	-	-	-	-	-	-	-
	Pirimiphos-methyl	µg/L	0.01		0.015[#3]	-	-	-	-	-	-	-	-	-	-	-	-	-	-
	Pirimphos-ethyl	µg/L				-	-	-	-	-	-	-	-	-	-	-	-	-	-
	Prochloraz	µg/L			4[#3]	-	-	-	-	-	-	-	-	-	-	-	-	-	-
	Profenofos	µg/L				-	-	-	-	-	-	-	-	-	-	-	-	-	-
	Promecarb	µg/L				-	-	-	-	-	-	-	-	-	-	-	-	-	-
	Prometon	µg/L				-	-	-	-	-	-	-	-	-	-	-	-	-	-
	Prometryn	µg/L	0.01			-	-	-	-	-	-	-	-	-	-	-	-	-	-
	Pronamide	µg/L	0.01		100[#3]	-	-	-	-	-	-	-	-	-	-	-	-	-	-
	Propanil	µg/L				-	-	-	-	-	-	-	-	-	-	-	-	-	-
	Propazine	µg/L	0.01			-	-	-	-	-	-	-	-	-	-	-	-	-	-
	Propham	µg/L				-	-	-	-	-	-	-	-	-	-	-	-	-	-
	Propiconazole	µg/L				-	-	-	-	-	-	-	-	-	-	-	-	-	-
	Propoxycarbazone-sodium	µg/L				-	-	-	-	-	-	-	-	-	-	-	-	-	-
	Pursuit	µg/L				-	-	-	-	-	-	-	-	-	-	-	-	-	-
	Pyriproxyfen	µg/L				-	-	-	-	-	-	-	-	-	-	-	-	-	-
	Quinclorac	µg/L				-	-	-	-	-	-	-	-	-	-	-	-	-	-
	Quinoxyfen	µg/L				-	-	-	-	-	-	-	-	-	-	-	-	-	-
	Savey	µg/L				-	-	-	-	-	-	-	-	-	-	-	-	-	-
	Sethoxydim	µg/L				-	-	-	-	-	-	-	-	-	-	-	-	-	-
	Simazine	µg/L	0.01		1[#2]	-	-	-	-	-	-	-	-	-	-	-	-	-	-
	Tebuthiuron	µg/L				-	-	-	-	-	-	-	-	-	-	-	-	-	-
	Terbutryn	µg/L	0.01			-	-	-	-	-	-	-	-	-	-	-	-	-	-
	Terbutylazine	µg/L				-	-	-	-	-	-	-	-	-	-	-	-	-	-
	Phosalone	µg/L	0.01			-	-	-	-	-	-	-	-	-	-	-	-	-	-
	Phosphamidon	µg/L	0.01			-	-	-	-	-	-	-	-	-	-	-	-	-	-
	Thiobencarb	µg/L				-	-	-	-	-	-	-	-	-	-	-	-	-	-
	Thiophanate-methyl	µg/L				-	-	-	-	-	-	-	-	-	-	-	-	-	-
	Triadimefon	µg/L	0.01			-	-	-	-	-	-	-	-	-	-	-	-	-	-
	Triadimenol	µg/L				-	-	-	-	-	-	-	-	-	-	-	-	-	-
	Triallate	µg/L	0.01		0.25[#3]	-	-	-	-	-	-	-	-	-	-	-	-	-	-
	Triasulfuron	µg/L				-	-	-	-	-	-	-	-	-	-	-	-	-	-
	Tributyl phosphate	µg/L	0.05		50[#3]	-	-	-	-	-	-	-	-	-	-	-	-	-	-
	Triclopyr	µg/L				-	-	-	-	-	-	-	-	-	-	-	-	-	-
	Triclosan	µg/L				-	-	-	-	-	-	-	-	-	-	-	-	-	-
	Trifluralin	µg/L	0.01		0.03[#2]	-	-	-	-	-	-	-	-	-	-	-	-	-	-
	Tebuconazole	µg/L				-	-	-	-	-	-	-	-	-	-	-	-	-	-
	Telodrin	µg/L	0.01			-	-	-	-	-	-	-	-	-	-	-	-	-	-
	Triazophos	µg/L	0.01		0.005[#3]	-	-	-	-	-	-	-	-	-	-	-	-	-	-
	Tricyclazole	µg/L				-	-	-	-	-	-	-	-	-	-	-	-	-	-
Surrogate	Surrogate Value	%				-	96.9	-	103	-	-	-	-	-	54.9	-	-	-	-
SVOC TIC	SVOC TICS - Detect	Detect				0	0	0	0	-	-	-	0	0	-	0	0	-	-
	SVOC Tentatively Identified Compounds	µg/L	10			<10	<10	<10	<10	-	-	-	<40	<100	-	<10	<100	-	-
VOC TIC	VOC TICs - Detect	Detect				0	0	0	0	-	-	-	0	0	-	0	0	-	-
	VOC Tentatively Identified Compounds	µg/l	10			<10	<10	<10	<10	-	-	-	<10	<10	-	<10	<10	-	-
Other	Biochemical Oxygen Demand (5-day test)	µg/L	1000			-	-	-	-	<1000	2610	-	-	-	-	-	-	-	-
	Redox	mV				-	195	-	165	-	-	-	-	-	206	-	-	-	-
	Salinity (no units)	PSS-78				-	-	-	-	-	-	-	-	-	-	-	-	-	-
	Conductivity @ 20oC	µS/cm	5			2040	1750	1900	1880	725	569	706	965	1060	517	717	1200	774	782
	Total Dissolved Solids (Filtered)	mg/L	10			-	-	-	-	-	-	-	-	-	-	-	-	-	-
	Biological Oxygen Demand	mg/L	1			<1	2.17	<1	1.93	-	-	-	<1	<1	2.21	4.49	<1	<1	<1
	Chemical Oxygen Demand	mg/L	7			65.1	56.6	59.8	55.2	<7	37.7	-	30.5	90.9	34.8	207	14	17.2	67.7

					Investigation Phase	GI	LTM	GI	LTM	LTM	LTM	LTM	LTM	LTM	GI	GI	LTM	LTM	GI
					Location_Code	OH19002	OH19002	OH19002	OH19002	OH19003	OH19003	OH19003	OH19003	OH19003	OH19003	OH19003	OH19003	OH20001	OH20001
					Sampled_Date	05/03/2020	16/06/2020	16/04/2020	13/08/2020	22/10/2020	14/01/2021	19/11/2020	16/06/2020	21/07/2020	10/03/2020	17/04/2020	13/08/2020	11/06/2020	21/04/2020
					Sample_Depth	2.00	2.50	3.30	3.40	1.35	0.53	1.30	2.00	2.00	2.00	2.00	3.00	10.00	10.00
				UK Drinking Water Standards (GAC)	UK Freshwater EQS (GAC)														
Chem_Group	**ChemName**	**output unit**	**EQL**																
	Dissolved Organic Carbon (Filtered)	µg/L	3000			22,300	22,900	24,900	24,200	7290	9340	-	6820	8030	8280	6850	6250	<3000	3410
	pH (Lab)	pH_Units	1	6.5-9.5[#1]	6-9(MAC)[#39]	7.74	7.23	7.27	6.99	7.48	7.55	-	7.71	7.95	8.18	7.66	7.98	6.46	6.45

Environmental Standards Comments
#1:Water Supply (Water Quality) Regulations 2016.
#2:Water Framework Directive (Standards and Classification) Directions (England and Wales) 2015.
#3:Operational Targets and EQS. EA, April 2018
#4:Water Framework Directive (Standards & Classification) Directions (England & Wales) 2015. Dissolved fraction. Lowest criteria presented (<40mg/l of CaCO3). See 'further assessment' if criteria exceeded and hardness (CaCO3) data available.
#5:Water Framework Directive (Standards & Classification) Directions (England & Wales) 2015. Dissolved fraction.
#6:Water Framework Directive (Standards and Classification) Directions (England and Wales) 2015. Dissolved Fraction. If hexavalent chromium (CrVI) data is available, a value of 4.7µg/l may be appropriate for the remaining trivalent chromium (CrIII).
#7:Operational Targets and EQS. EA, April 2018. Dissolved fraction.
#8:Water Framework Directive (Standards & Classification) Directions (England & Wales) 2015. Dissolved & bioavailable (bio) fraction plus background. M-BAT tool to assess: http://wfduk.org/resources/rivers-lakes-metal-bioavailability-assessment-tool-m-bat
#9:Water Framework Directive (Standards & Classification) Directions (England & Wales) 2015. Bioavailable (bio) fraction. M-BAT tool to assess: http://wfduk.org/resources/rivers-lakes-metal-bioavailability-assessment-tool-m-bat
#10:Water Framework Directive (Standards and Classification) Directions (England and Wales) 2015. Dissolved Fraction. MAC adopted in absence of AA value.
#11:Guidelines for Drinking-water Quality, 4th Edition. WHO, 2011. Based on taste rather than a formal guideline.
#12:Water Framework Directive (Standards and Classification) Directions (England and Wales) 2015. Indicator of 'good' status (90%ile) - Ammonia standard for lakes and rivers (total ammonia as nitrogen).
#13:Operational Targets and EQS. EA, April 2018. Dissolved fraction. Lowest criteria presented (<50 mg/l CaCO3). See 'further assessment' values if criteria exceeded and hardness (CaCO3) data available.
#14:Water Supply (Water Quality) Regulations 2016. As NO3.
#15:Water Supply (Water Quality) Regulations 2016. As SO4.
#16:Water Supply (Water Quality) Regulations 2016. Value of 0.1µg/l for PAH split between four individual PAH. Requires summation of benzo(b)fluoranthene, benzo(k)fluoranthene, benzo(ghiperylene and indeno(123cd)pyrene to use 0.1µg/l value.
#17:Water Framework Directive (Standards and Classification) Directions (England and Wales) 2015. Benzo(a)pyrene can be considered as a marker for other PAH for comparison with the corresponding AA-EQS in water.
#18:No UK DWS for total petroleum hydrocarbons (TPH), or speciated TPH fractions. A value of 10 µg/l is adopted for sum TPH based on the rescinded Private Water Supply Regulations, 1991.
#19:No UK EQS for total petroleum hydrocarbons (TPH), or speciated TPH fractions. A value of 50 µg/l is adopted for sum TPH protection of surface water based on 50µg/l-1000µg/l (Surface Waters (Abstraction for Drinking Water) Regulations 1989).
#20:Guidelines for Drinking-water Quality, 4th Edition. WHO, 2011
#21:Proposed Environmental Quality Standard, in absence of legislative standard (Ayscough et al., 2002). https://assets.publishing.service.gov.uk/government/uploads/system/uploads/attachment_data/file/291223/sp2-115-tr4-e-e.pdf
#22:Guidelines for Drinking-water Quality, 4th Edition. WHO, 2011. Value of 500µg/l for sum xylenes split between isomers. Requires summation of m,p & o isomers to use 500µg/l value.
#23:Operational Targets and EQS. EA, April 2018. Value of 30µg/l for sum xylenes split between isomers. Requires summation of m,p & o isomers to use 30µg/l value.
#24:The taste and odour threshold of 15µg/l is commonly adopted as a guide.
#25:The taste and odour threshold of 15µg/l is commonly adopted as a guide. In situations where there is no risk to a drinking water supply or aquifer, a PNEC value of 2,600µg/l may be used.
#26:Water Framework Directive (Standards and Classification) Directions (England and Wales) 2015. Value of 140µg/l for tetrachloroethane split between 2 isomers. Requires summation of 2 isomers to use 140µg/l value.
#27:Guidelines for Drinking-water Quality, 4th Edition. WHO, 2011. In Scotland a value of 200µg/l is used (WAT-PS-10-01).
#28:US EPA Regional Screening Levels, May 2019. https://www.epa.gov/risk/regional-screening-levels-rsls-generic-tables
#29:Guidelines for Drinking-water Quality, 4th Edition. WHO, 2011. In Scotland a value of 7µg/l is used (WAT-PS-10-01).
#30:Water Supply (Water Quality) Regulations 2016. Value of 100µg/l for sum trihalomethanes split between individual compounds. Requires summation of chloroform, bromoform, chlorodibromomethane and bromodichloromethane to use 100µg/l value.
#31:Guidelines for Drinking-water Quality, 4th Edition. WHO, 2011. Value of 50µg/l for sum cis & trans-DCE split between isomers. Requires summation of cis & trans-DCE isomers to use 50µg/l value.
#32:Water Supply (Water Quality) Regulations 2016. Value of 10µg/l for sum of TCE & PCE split between individual compounds. Requires summation of TCE & PCE to use 10µg/l value.
#33:Water Framework Directive (Standards and Classification) Directions (England and Wales) 2015. Value of 0.4µg/l for sum isomers split between 3 isomers. Requires summation of isomers to use 0.4µg/l value.
#34:Water Framework Directive (Standards and Classification) Directions (England and Wales) 2015. Value of 20µg/l for sum isomers split between 3 isomers. Requires summation of isomers to use 20µg/l value.
#35:Position statement (WAT-PS-10-01), SEPA August 2014.
#36:Water Framework Directive (Standards and Classification) Directions (England and Wales) 2015. Value of 0.025µg/l for sum DDT isomers split between 4 isomers. Requires summation of 4 isomers to use 0.025µg/l value.
#37:Water Framework Directive (Standards and Classification) Directions (England and Wales) 2015. Value of 0.01µg/l for sum isomers split between 4 isomers. Requires summation of isomers to use 0.01µg/l value.
#38:Water Framework Directive (Standards and Classification) Directions (England and Wales) 2015. Relates to p,p-DDT (CAS 50-29-3)
#39:Operational Targets and EQS. EA, April 2018. Maximum Allowable Concentration (MAC) adopted in absence of Annual Average (AA) value.

Key

<2.5	Result MDL exceeds GAC
16.1	Result exceeds GAC
-	Determinand not tested for

Notes
Where a range is given the determinand has been analysed for by more than one method

					Investigation Phase	LTM	LTM	GI	GI	GI	GI	LTM	GI	LTM	LTM	GI	GI	GI	GI	GI
					Location_Code	OH20001	OH20001	OH20001	OH20001	OH20001	OH20002	OH20002	OH20002	OH20002	OH20002	OH20002	OH20002	OH20002	OH20002	OH20003
					Sampled_Date	08/10/2020	24/11/2020	24/01/2020	04/03/2020	11/03/2020	22/01/2020	08/10/2020	04/03/2020	11/06/2020	24/11/2020	21/04/2020	11/03/2020	11/03/2020	17/04/2020	
					Sample_Depth	4.70	8.64	9.00	9.00	9.50	7.70	8.21	8.50	9.00	9.50	9.00	9.50	9.50	10.00	
				UK Drinking Water Standards (GAC)	UK Freshwater EQS (GAC)															
Chem_Group	**ChemName**	**output unit**	**EQL**																	
Metals	Antimony	µg/L	4	5[#1]		-	-	-	-	-	-	-	-	-	-	-	-	-	-	
	Arsenic	µg/L	2	10[#1]	50[#2]	9.39	-	61.3	-	-	66.1	2.4	-	<2	-	-	-	-	-	
	Arsenic (Filtered)	µg/L	0.5	10[#1]	50[#2]	0.542	-	<0.5	0.558	0.972	3.65	0.864	2.14	0.914	-	1.86	1.56	1.61	0.755	
	Boron	µg/L	20	1000[#1]	2000[#3]	59.8	-	49.7	-	-	<120	70.1	-	44.8	-	-	-	-	-	
	Boron (Filtered)	µg/L	10	1000[#1]	2000[#3]	-	-	45.7	44	53	-	-	42.1	-	-	35.8	46.3	52.3	56.7	
	Cadmium	µg/L	0.5	5[#1]	0.08[#4]	<0.5	-	<0.5	-	-	<3	<0.5	-	<0.5	-	-	-	-	-	
	Cadmium (Filtered)	µg/L	0.08	5[#1]	0.08[#4]	<0.08	-	<0.08	<0.08	<0.08	<0.08	<0.08	<0.08	<0.08	-	<0.08	<0.08	<0.08	0.0896	
	Chromium (hexavalent) (Filtered)	µg/L	3		3.4[#5]	<3	-	8.8	9.35	<3	32.2	<3	4.44	<3	-	28.4	25.8	20.5	<3	
	Chromium	µg/L	3	50[#1]	3.4[#6]	8.57	-	76.7	-	-	80.4	<3	-	<3	-	-	-	-	-	
	Chromium (Filtered)	µg/L	1	50[#1]	3.4[#6]	1.83	-	<1	7.82	<1	19.7	<1	<1	1.07	-	7.35	3.54	3.67	12.1	
	Chromium (Trivalent) (Filtered)	µg/L	3		4.7[#5]	<3	-	<3	<3	<3	<3	<3	<3	<3	-	<3	<3	<3	12.1	
	Cobalt (Filtered)	µg/L	0.5		3[#7]	<0.5	-	1.33	<0.5	1.05	<0.5	1.01	1.28	3.6	-	<0.5	<0.5	<0.5	5.22	
	Copper	µg/L	1	2000[#1]	1(bio)[#8]	4.19	-	44.5	-	-	64.6	2.95	-	1.5	-	-	-	-	-	
	Copper (Filtered)	µg/L	0.3	2000[#1]	1(bio)[#8]	1.34	-	0.521	0.871	0.395	3.55	0.562	0.808	0.953	-	1.95	1.44	1.59	0.744	
	Iron (Filtered)	µg/L	19	200[#1]	1000[#2]	<19	<19	26.5	<19	118	36	<19	103	144	294	<19	<19	<19	<19	
	Lead	µg/L	1	10[#1]	1.2(bio)[#8]	-	-	43.6	-	-	43.7	-	-	-	-	-	-	-	-	
	Lead (Filtered)	µg/L	0.2	10[#1]	1.2(bio)[#8]	<0.2	-	<0.2	<0.2	<0.2	0.907	<0.2	1.37	0.259	-	<0.2	<0.2	<0.2	<0.2	
	Manganese	µg/L	1	50[#1]	123(bio)[#9]	32.8	-	481	-	-	302	90.1	-	148	-	-	-	-	-	
	Manganese (Filtered)	µg/L	3	50[#1]	123(bio)[#9]	8.73	<3	97.4	11	33.6	<3	68.3	63.9	142	136	<3	18.1	16.6	72.8	
	Mercury	µg/L	0.02	1[#1]	0.07(MAC)[#10]	<0.02	-	0.118	-	-	0.0451	<0.02	-	<0.02	-	-	-	-	-	
	Mercury (Filtered)	µg/L	0.01	1[#1]	0.07(MAC)[#10]	<0.01	-	<0.01	<0.01	<0.01	<0.01	<0.01	<0.01	<0.01	-	<0.01	<0.01	<0.01	<0.01	
	Molybdenum	µg/L	9	70[#11]		-	-	-	-	-	-	-	-	-	-	-	-	-	-	
	Nickel	µg/L	1	20[#1]	4(bio)[#8]	11.9	-	83.7	-	-	95.5	4.91	-	4.18	-	-	-	-	-	
	Nickel (Filtered)	µg/L	0.4	20[#1]	4(bio)[#8]	5.81	-	5.52	5.55	5.81	0.881	2.83	2.26	4	-	1.22	1.49	1.46	9.24	
	Selenium	µg/L	1	10[#1]		<1	-	1.46	-	-	8.65	<1	-	<1	-	-	-	-	-	
	Selenium (Filtered)	µg/L	1	10[#1]		-	-	<1	<1	<1	2.78	-	<1	-	-	<1	<1	<1	<1	
	Strontium (Filtered)	µg/L	1			-	-	407	-	-	-	-	-	-	-	-	-	-	-	
	Vanadium	µg/L	5		20[#12]	-	-	-	-	-	-	-	-	-	-	-	-	-	-	
	Zinc	µg/L	5	3000[#11]	10.9(bio)[#8]	26.7	-	331	-	-	348	13.5	-	5.28	-	-	-	-	-	
	Zinc (Filtered)	µg/L	1	3000[#11]	10.9(bio)[#8]	-	-	17.9	20.8	5.9	2.89	-	9.35	-	-	1.54	4.14	2.57	20.1	
Inorganics	Total Hardness	mg/l	0.35			341	320	395	326	350	389	352	290	291	426	258	242	248	314	
	Alkalinity (Bicarbonate as CaCO3)	mg/L	2			90.3	110	140	94.8	100	306	184	180	150	226	100	106	115	110	
	Alkalinity (Bicarbonate) as HCO3	mg/L	2			-	-	171	116	122	50.6	-	220	183	-	85.4	130	140	134	
	Alkalinity (total) as CaCO3	mg/L	2			-	90.5	-	-	-	-	-	-	-	185	-	-	-	-	
	Ammoniacal Nitrogen as N (Filtered)	mg/L	0.01		0.6[#12]	0.739	-	0.0233	0.0238	0.0177	0.0939	0.138	0.0635	0.25	-	0.223	0.0765	0.0774	0.018	
	Ammoniacal Nitrogen as NH3 (Filtered)	mg/L	0.01			-	<0.01	-	-	-	-	-	-	-	0.106	-	-	-	-	
	Bromide (Filtered)	mg/L	0.06			-	-	0.255	-	-	-	-	-	-	-	-	-	-	-	
	Calcium (Filtered)	mg/L	0.2			104	99.9	113	96	97.3	88.8	99.3	87.6	85.4	96.6	20.1	71.2	71	109	
	Chloride (Filtered)	mg/L	2	250[#1]	250[#3]	56.1	56.1	53.6	55.1	58.3	40	47.2	35.9	43.9	40.6	23.2	29.5	29.5	64.8	
	Cyanide (Free) (Filtered)	µg/L	2.5	50[#1]	1[#2]	<2.5	-	<2.5	<2.5	<2.5	<2.5	<2.5	<2.5	<2.5	-	<2.5	<2.5	<2.5	<2.5	
	Cyanide Total (Filtered)	µg/L	5	50[#1]	1[#2]	<5	-	5.16	<5	<5	<5	<5	<5	<5	-	47.4	23.2	21.2	<5	
	cyanides-complex (Filtered)	µg/L	5	50[#1]	1[#2]	<5	-	5.16	<5	<5	<5	<5	<5	<5	-	47.4	23.2	21.2	<5	
	Fluoride (Filtered)	µg/L	500	1500[#1]	1000[#13]	<500	-	<500	<500	<500	<500	<500	<500	<500	-	<500	<500	<500	<500	
	Iodide	mg/L				-	-	<0.1	-	-	-	-	-	-	-	-	-	-	-	
	Magnesium (Filtered)	mg/L	0.036			19.4	18.8	19.3	18.7	18.6	0.213	18	11.5	16.8	15.4	6.75	7.31	7.06	19.5	
	Nitrate (as N) (Filtered)	mg/L	0.0677			-	-	-	-	-	-	-	-	-	-	-	-	-	-	
	Nitrate (as NO3-) (Filtered)	mg/L	0.3	50(NO3)[#14]		75.4	74.2	55.1	88.1	71.9	41.8	74.8	86.3	63.8	75.1	21.1	44	43.6	74.2	
	Phosphorus	µg/L	20			629	-	-	-	-	-	80.9	-	36.7	-	-	-	-	-	
	Phosphorus (Filtered)	µg/L	10			354	-	-	-	-	-	37.9	-	32.7	-	-	-	-	-	
	Potassium (Filtered)	mg/L	0.2			18.2	18	18.5	19.2	16.8	20.8	12	12.8	13.2	12	18.1	14	14.3	19.2	
	Sodium (Filtered)	mg/L	0.076	200[#1]		30.6	30	29.2	27.5	28.8	244	23.9	34.4	27.8	25.7	61.4	47.7	48.2	46.9	
	Sulphate (Filtered)	mg/L	2	250(SO4)[#15]	400[#3]	192	188	183	177	182	282	85.8	89.7	94.6	96.6	59.5	71.7	75	155	
	Orthophosphate as P (Filtered)	µg/L	20			-	291	-	244	232	-	-	86.1	-	-	<20	<20	<20	87.8	
PAH	Naphthalene	µg/L	0.01		2[#2]	<0.01	-	0.0109	<0.01	<0.01	0.016	0.0172	<0.01	0.0147	-	<0.01	0.04	<0.02	<0.01	
	Acenaphthene	µg/L	0.005		No UK EQS	<0.005	-	0.0343	<0.005	<0.005	0.013	<0.005	<0.005	<0.005	-	<0.005	<0.005	<0.01	<0.005	
	Acenaphthylene	µg/L	0.005		No UK EQS	<0.005	-	<0.005	<0.005	<0.005	<0.005	<0.005	<0.005	<0.005	-	<0.005	<0.005	<0.01	<0.005	
	Fluoranthene	µg/L	0.005		0.0063[#2]	<0.005	-	0.0781	0.0196	0.0108	0.0124	<0.005	<2 - 0.0267	<0.005	-	0.0111	0.07	0.06	0.0122	
	Anthracene	µg/L	0.005		0.1[#2]	<0.005	-	0.00984	<0.005	<0.005	<0.005	0.0482	<0.005	0.0168	-	0.00693	0.03	0.02	<0.005	
	Phenanthrene	µg/L	0.005		No UK EQS	<0.005	-	0.137	0.00602	<0.005	0.0649	<0.005	<2 - 0.00924	<0.005	-	0.0192	0.03	0.02	0.00655	
	Fluorene	µg/L	0.005		No UK EQS	<0.005	-	0.0424	<0.005	<0.005	0.0115	<0.005	<0.005	<0.005	-	<0.005	0.01	<0.01	<0.005	
	Chrysene	µg/L	0.005		No UK EQS	<0.005	-	0.0176	<0.005	<0.005	<0.005	<0.005	<2 - 0.00919	<0.005	-	<0.005	<0.005	<0.01	<0.005	
	Pyrene	µg/L	0.005		No UK EQS	<0.005	-	0.048	0.0218	0.0228	0.00764	<0.005	<2 - 0.0203	<0.005	-	0.00791	0.08	0.07	0.00949	
	Benzo(a)anthracene	µg/L	0.005		No UK EQS	<0.005	-	0.0193	<0.005	<0.005	<0.005	<0.005	<2 - 0.00646	<0.005	-	<0.005	<0.005	<0.01	<0.005	
	Benzo(b)fluoranthene	µg/L	0.005	0.025[#16]	See BaP[#17]	<0.005	-	0.00917	<0.005	<0.005	<0.005	<0.005	<2 - 0.0215	<0.005	-	0.0189	<0.005	<0.01	<0.005	
	Benzo(k)fluoranthene	µg/L	0.005	0.025[#16]	See BaP[#17]	<0.005	-	0.00596	<0.005	<0.005	<0.005	<0.005	<2 - 0.00832	<0.005	-	0.0165	<0.005	<0.01	<0.005	
	Benzo(a)pyrene	µg/L	0.002	0.01[#1]	0.00017[#17]	<0.002	-	0.00633	0.0115	<0.002	<0.002	<0.002	<2 - 0.0102	<0.002	-	<0.002	<0.002	<0.004	<0.002	
	Dibenz(a,h)anthracene	µg/L	0.005		No UK EQS	<0.005	-	<0.005	<0.005	<0.005	<0.005	<0.005	<0.005	<0.005	-	0.0143	<0.005	<0.01	<0.005	
	Benzo(g,h,i)perylene	µg/L	0.005	0.025[#16]	See BaP[#17]	<0.005	-	<0.005	<0.005	<0.005	<0.005	<0.005	<0.005	<0.005	-	<0.005	<0.005	<0.01	<0.005	
	Indeno(1,2,3-c,d)pyrene	µg/L	0.005	0.025[#16]	See BaP[#17]	<0.005	-	<0.005	<0.005	<0.005	<0.005	<0.005	<0.005	<0.005	-	0.0106	<0.005	<0.01	<0.005	
	PAH 16 Total	µg/L	0.082			<0.082	-	0.418	<0.082	<0.082	0.125	<0.082	0.112	<0.082	-	0.105	0.26	0.17	<0.082	

						Investigation Phase	LTM	LTM	GI	GI	GI	GI	LTM	GI	LTM	LTM	GI	GI	GI	GI
						Location_Code	OH20001	OH20001	OH20001	OH20001	OH20001	OH20002	OH20002	OH20002	OH20002	OH20002	OH20002	OH20002	OH20002	OH20003
						Sampled_Date	08/10/2020	24/11/2020	24/01/2020	04/03/2020	11/03/2020	22/01/2020	08/10/2020	04/03/2020	11/06/2020	24/11/2020	21/04/2020	11/03/2020	11/03/2020	17/04/2020
						Sample_Depth	4.70	8.64	9.00	9.00	9.50	7.70	8.21	8.50	9.00	9.50	9.00	9.50	9.50	10.00
Chem_Group	ChemName	output unit	EQL	UK Drinking Water Standards (GAC)	UK Freshwater EQS (GAC)														
TPH CWG	>C5-C6 Aliphatics	µg/L	10	See TPH	See TPH	<10	-	<10	<10	<10	18	<10	<10	<10	-	<10	<10	<10	<10
	>C6-C8 Aliphatics	µg/L	10	See TPH	See TPH	<10	-	<10	<10	<10	889	<10	<10	<10	-	17	12	12	<10
	>C8-C10 Aliphatics	µg/L	10	See TPH	See TPH	<10	-	<10	<10	<10	428	<10	<10	<10	-	75	45	49	<10
	>C10-C12 Aliphatics	µg/L	10	See TPH	See TPH	<10	-	<10	<10	<10	125	<10	<10	<10	-	27	12	16	<10
	>C12-C16 Aliphatics	µg/L	10	See TPH	See TPH	<10	-	<10	<10	<10	<10	<10	<10	<10	-	<10	<10	<20	<10
	>C16-C21 Aliphatics	µg/L	10	See TPH	See TPH	<10	-	<10	<10	<10	<10	<10	<10	<10	-	<10	<10	<20	<10
	>C21-C35 Aliphatics	µg/L	10	See TPH	See TPH	<10	-	<10	<10	<10	<10	<10	<10	<10	-	<10	<10	<20	<10
	>C16-C35 Aliphatics	µg/L	10			<10	-	<10	<10	<10	<10	<10	<10	<10	-	<10	<10	<20	<10
	Total Aliphatics >C12-C35	µg/L	10			<10	-	<10	<10	<10	<10	<10	<10	<10	-	<10	<10	<20	<10
	>EC5-EC7 Aromatics	µg/L	10	See TPH	See TPH	-	-	-	-	-	-	-	-	-	-	-	-	-	-
	>EC6-EC7 Aromatics	µg/L	10			<10	-	<10	<10	<10	<10	<10	<10	<10	-	<10	<10	<10	<10
	>EC7-EC8 Aromatics	µg/L	10	See TPH	See TPH	<10	-	<10	<10	<10	<10	<10	<10	<10	-	<10	<10	<10	<10
	>EC8-EC10 Aromatics	µg/L	10	See TPH	See TPH	<10	-	<10	<10	<10	368	<10	<10	<10	-	50	32	35	<10
	>EC10-EC12 Aromatics	µg/L	10	See TPH	See TPH	<10	-	<10	<10	<10	83	<10	<10	<10	-	18	<10	10	<10
	>EC12-EC16 Aromatics	µg/L	10	See TPH	See TPH	<10	-	<10	<10	<10	17	<10	<10	<10	-	<10	<10	<20	<10
	>EC16-EC21 Aromatics	µg/L	10	See TPH	See TPH	<10	-	<10	<10	<10	<10	<10	<10	<10	-	<10	<10	<20	<10
	>EC21-EC35 Aromatics	µg/L	10	See TPH	See TPH	<10	-	<10	<10	<10	<10	<10	94	<10	-	<10	<10	<20	<10
	Total Aromatics >EC12-EC35	µg/L	10			<10	-	<10	<10	<10	17	<10	94	<10	-	<10	<10	<20	<10
	TPH >C5-C35 Aliphatics/Aromatics	µg/L	10	|10[#18]	|50[#19]	<10	-	<10	<10	<10	1930	<10	95	<10	-	190	114	127	<10
TPH	>C8-C10	µg/L	10			-	-	-	-	-	-	-	-	-	-	-	-	-	-
	GRO >C7-8	µg/L	10			-	-	-	-	-	-	-	-	-	-	-	-	-	-
	EPH/TPH >C10-12	µg/L	200			-	-	-	-	-	-	-	-	-	-	-	-	-	-
	EPH/TPH >C12-16	µg/L	200			-	-	-	-	-	-	-	-	-	-	-	-	-	-
	EPH/TPH >C16-21	µg/L	200			-	-	-	-	-	-	-	-	-	-	-	-	-	-
	EPH/TPH >C35-40	µg/L	200			-	-	-	-	-	-	-	-	-	-	-	-	-	-
	EPH >C10-40	µg/L	200			-	-	-	-	-	-	-	-	-	-	-	-	-	-
	EPH/TPH >C21-28	µg/L	200			-	-	-	-	-	-	-	-	-	-	-	-	-	-
	EPH/TPH >C28-35	µg/L	200			-	-	-	-	-	-	-	-	-	-	-	-	-	-
	Total EPH C6-40	µg/L	100			-	-	-	-	-	-	-	-	-	-	-	-	-	-
	GRO >C5-12	µg/L	50			<50	-	<50	<50	<50	1910	<50	<50	<50	-	191	114	127	<50
	GRO>C10-12	µg/L	10			-	-	-	-	-	-	-	-	-	-	-	-	-	-
	GRO >C5-6	µg/L	10			-	-	-	-	-	-	-	-	-	-	-	-	-	-
	GRO >C6-7	µg/L	10			-	-	-	-	-	-	-	-	-	-	-	-	-	-
BTEX and MTBE	Benzene	µg/L	1	1[#1]	10[#2]	<7	-	<7	<7	<7	<7	<7	<1	<7	-	<7	<7	<7	<7
	Toluene	µg/L	1	700[#20]	74[#2]	<4	-	<4	<4	<4	<4	<4	<1	<4	-	<4	<4	<4	<4
	Ethylbenzene	µg/L	1	300[#20]	20[#21]	<5	-	<5	<5	<5	78	<5	<1	<5	-	<5	<5	<5	<5
	Xylene (m & p)	µg/L	1	250[#22]	15[#23]	<8	-	<8	<8	<8	<8	<8	<1	<8	-	<8	<8	<8	<8
	Xylene (o)	µg/L	1	250[#22]	15[#23]	<3	-	<3	<3	<3	3	<3	<1	<3	-	<3	<3	<3	<3
	Xylene Total	µg/L	2	500[#20]	30[#3]	<11	-	<11	<11	<11	<11	<11	<2	<11	-	<11	<11	<11	<11
	MTBE	µg/L	1	15[#24]	15[#25]	<3	-	<3	<3	<3	<3	<3	<1	<3	-	<3	<3	<3	<3
	Total BTEX	µg/L	28			<28	-	<28	<28	<28	78	<28	<28	<28	-	<28	<28	<28	<28
VOC	Styrene	µg/L	1		50[#3]	-	-	-	-	-	-	-	<1	-	-	-	-	-	-
	cis-1,3-dichloropropene	µg/L	1			-	-	-	-	-	-	-	<1	-	-	-	-	-	-
	trans-1,3-dichloropropene	µg/L	1			-	-	-	-	-	-	-	<1	-	-	-	-	-	-
	1,1,1,2-tetrachloroethane	µg/L	1		70[#26]	-	-	-	-	-	-	-	<1	-	-	-	-	-	-
	1,1,1-trichloroethane	µg/L	1	2000[#27]	100[#3]	-	-	-	-	-	-	-	<1	-	-	-	-	-	-
	1,1,2,2-tetrachloroethane	µg/L	1		70[#26]	-	-	-	-	-	-	-	<1	-	-	-	-	-	-
	1,1,2-trichloroethane	µg/L	1		400[#3]	-	-	-	-	-	-	-	<1	-	-	-	-	-	-
	1,1-dichloroethane	µg/L	1	2.8[#28]		-	-	-	-	-	-	-	<1	-	-	-	-	-	-
	1,1-dichloroethene	µg/L	1	140[#29]		-	-	-	-	-	-	-	<1	-	-	-	-	-	-
	1,1-dichloropropene	µg/L	1			-	-	-	-	-	-	-	<1	-	-	-	-	-	-
	1,2,3-trichloropropane	µg/L	1			-	-	-	-	-	-	-	<1	-	-	-	-	-	-
	1,2,4-trimethylbenzene	µg/L	1			-	-	-	-	-	-	-	<1	-	-	-	-	-	-
	1,2-dibromo-3-chloropropane	µg/L	1			-	-	-	-	-	-	-	<1	-	-	-	-	-	-
	1,2-dibromoethane	µg/L	1			-	-	-	-	-	-	-	<1	-	-	-	-	-	-
	1,2-dichloroethane	µg/L	1	3[#1]	10[#2]	-	-	-	-	-	-	-	<1	-	-	-	-	-	-
	1,2-dichloropropane	µg/L	1			-	-	-	-	-	-	-	<1	-	-	-	-	-	-
	1,3,5-trimethylbenzene	µg/L	1			-	-	-	-	-	-	-	<1	-	-	-	-	-	-
	1,3-dichloropropane	µg/L	1			-	-	-	-	-	-	-	<1	-	-	-	-	-	-
	2,2-dichloropropane	µg/L	1			-	-	-	-	-	-	-	<1	-	-	-	-	-	-
	2-chlorotoluene	µg/L	1			-	-	-	-	-	-	-	<1	-	-	-	-	-	-
	4-chlorotoluene	µg/L	1			-	-	-	-	-	-	-	<1	-	-	-	-	-	-
	Bromobenzene	µg/L	1			-	-	-	-	-	-	-	<1	-	-	-	-	-	-
	Bromochloromethane	µg/L	1			-	-	-	-	-	-	-	<1	-	-	-	-	-	-
	Bromodichloromethane	µg/L	1	25[#30]		-	-	-	-	-	-	-	<1	-	-	-	-	-	-
	Bromoform	µg/L	1	25[#30]		-	-	-	-	-	-	-	<1	-	-	-	-	-	-
	Bromomethane	µg/L	1			-	-	-	-	-	-	-	<1	-	-	-	-	-	-
	Carbon disulfide	µg/L	1			-	-	-	-	-	-	-	<1	-	-	-	-	-	-
	Carbon tetrachloride	µg/L	1	3[#1]	12[#2]	-	-	-	-	-	-	-	<1	-	-	-	-	-	-

					Investigation Phase	LTM	LTM	GI	GI	GI	GI	LTM	GI	LTM	LTM	GI	GI	GI	GI
					Location_Code	OH20001	OH20001	OH20001	OH20001	OH20001	OH20002	OH20002	OH20002	OH20002	OH20002	OH20002	OH20002	OH20002	OH20003
					Sampled_Date	08/10/2020	24/11/2020	24/01/2020	04/03/2020	11/03/2020	22/01/2020	08/10/2020	04/03/2020	11/06/2020	24/11/2020	21/04/2020	11/03/2020	11/03/2020	17/04/2020
					Sample_Depth	4.70	8.64	9.00	9.00	9.50	7.70	8.21	8.50	9.00	9.50	9.00	9.50	9.50	10.00
				UK Drinking Water Standards (GAC)	UK Freshwater EQS (GAC)														
Chem_Group	**ChemName**	**output unit**	**EQL**																
	Chlorodibromomethane	µg/L	1	25[#30]		-	-	-	-	-	-	-	<1	-	-	-	-	-	-
	Chloroethane	µg/L	1			-	-	-	-	-	-	-	<1	-	-	-	-	-	-
	Chloroform	µg/L	1	25[#30]	2.5[#2]	-	-	-	-	-	-	-	<1	-	-	-	-	-	-
	Chloromethane	µg/L	1			-	-	-	-	-	-	-	<1	-	-	-	-	-	-
	cis-1,2-dichloroethene	µg/L	1	25[#31]		-	-	-	-	-	-	-	<1	-	-	-	-	-	-
	Dibromomethane	µg/L	1			-	-	-	-	-	-	-	<1	-	-	-	-	-	-
	Dichlorodifluoromethane	µg/L	1			-	-	-	-	-	-	-	<1	-	-	-	-	-	-
	Dichloromethane	µg/L	3		20[#2]	-	-	-	-	-	-	-	<3	-	-	-	-	-	-
	Isopropylbenzene	µg/L	1			-	-	-	-	-	-	-	<1	-	-	-	-	-	-
	n-butylbenzene	µg/L	1			-	-	-	-	-	-	-	<1	-	-	-	-	-	-
	n-propylbenzene	µg/L	1			-	-	-	-	-	-	-	<1	-	-	-	-	-	-
	p-isopropyltoluene	µg/L	1			-	-	-	-	-	-	-	<1	-	-	-	-	-	-
	sec-butylbenzene	µg/L	1			-	-	-	-	-	-	-	<1	-	-	-	-	-	-
	Trichloroethene	µg/L	1	5[#32]	10[#2]	-	-	-	-	-	-	-	<1	-	-	-	-	-	-
	tert-butylbenzene	µg/L	1			-	-	-	-	-	-	-	<1	-	-	-	-	-	-
	Tetrachloroethene	µg/L	1	5[#32]	10[#2]	-	-	-	-	-	-	-	<1	-	-	-	-	-	-
	trans-1,2-dichloroethene	µg/L	1	25[#31]		-	-	-	-	-	-	-	<1	-	-	-	-	-	-
	Trichlorofluoromethane	µg/L	1			-	-	-	-	-	-	-	<1	-	-	-	-	-	-
	Vinyl chloride	µg/L	1	0.5[#1]		-	-	-	-	-	-	-	<1	-	-	-	-	-	-
	tert-Amyl methyl ether	µg/L	1			-	-	-	-	-	-	-	<1	-	-	-	-	-	-
VOC/SVOC	1,2,3-trichlorobenzene	µg/L	0.01		0.13[#33]	-	-	-	-	-	-	-	<1	-	-	-	-	-	-
	1,2,4-trichlorobenzene	µg/L	0.01		0.13[#33]	-	-	-	-	-	-	-	<1	-	-	-	-	-	-
	1,2-dichlorobenzene	µg/L	1		6.7[#34]	-	-	-	-	-	-	-	<1	-	-	-	-	-	-
	1,3,5-Trichlorobenzene	µg/L	0.01		0.13[#33]	-	-	-	-	-	-	-	<1	-	-	-	-	-	-
	1,3-dichlorobenzene	µg/L	1		6.7[#34]	-	-	-	-	-	-	-	<1	-	-	-	-	-	-
	1,4-dichlorobenzene	µg/L	1		6.7[#34]	-	-	-	-	-	-	-	<1	-	-	-	-	-	-
	Chlorobenzene	µg/L	1	100[#35]		-	-	-	-	-	-	-	<1	-	-	-	-	-	-
	Hexachlorobutadiene	µg/L	0.01		0.6(MAC)[#10]	-	-	-	-	-	-	-	<1	-	-	-	-	-	-
SVOC	4-bromophenyl phenyl ether	µg/L	1			-	-	-	-	-	-	-	<2	-	-	-	-	-	-
	4-nitroaniline	µg/L	1			-	-	-	-	-	-	-	<2	-	-	-	-	-	-
	4-nitrophenol	µg/L	1			-	-	-	-	-	-	-	<2	-	-	-	-	-	-
	2,4,5-trichlorophenol	µg/L	1			-	-	-	-	-	-	-	<2	-	-	-	-	-	-
	2,4,6-trichlorophenol	µg/L	1			-	-	-	-	-	-	-	<2	-	-	-	-	-	-
	2,4-dichlorophenol	µg/L	1		4.2[#2]	-	-	-	-	-	-	-	<2	-	-	-	-	-	-
	2,4-dimethylphenol	µg/L	1			-	-	-	-	-	-	-	<2	-	-	-	-	-	-
	2,4-dinitrotoluene	µg/L	1			-	-	-	-	-	-	-	<2	-	-	-	-	-	-
	2,6-dinitrotoluene	µg/L	1			-	-	-	-	-	-	-	<2	-	-	-	-	-	-
	2-chloronaphthalene	µg/L	1			-	-	-	-	-	-	-	<2	-	-	-	-	-	-
	2-chlorophenol	µg/L	1		50[#3]	-	-	-	-	-	-	-	<2	-	-	-	-	-	-
	2-methylnaphthalene	µg/L	1			-	-	-	-	-	-	-	<2	-	-	-	-	-	-
	2-methylphenol	µg/L	1			-	-	-	-	-	-	-	<2	-	-	-	-	-	-
	2-nitroaniline	µg/L	1			-	-	-	-	-	-	-	<2	-	-	-	-	-	-
	2-nitrophenol	µg/L	1			-	-	-	-	-	-	-	<2	-	-	-	-	-	-
	3-nitroaniline	µg/L	1			-	-	-	-	-	-	-	<2	-	-	-	-	-	-
	4,6-Dinitro-2-methylphenol	µg/L				-	-	-	-	-	-	-	<0.03	-	-	-	<0.03	<0.03	-
	4-chloro-3-methylphenol	µg/L	1		40[#3]	-	-	-	-	-	-	-	<2	-	-	-	-	-	-
	4-chloroaniline	µg/L	1			-	-	-	-	-	-	-	<2	-	-	-	-	-	-
	4-chlorophenyl phenyl ether	µg/L	1			-	-	-	-	-	-	-	<2	-	-	-	-	-	-
	4-methylphenol	µg/L	1			-	-	-	-	-	-	-	<2	-	-	-	-	-	-
	Azobenzene	µg/L	1			-	-	-	-	-	-	-	<2	-	-	-	-	-	-
	Bis(2-chloroethoxy) methane	µg/L	1			-	-	-	-	-	-	-	<2	-	-	-	-	-	-
	Bis(2-chloroethyl)ether	µg/L	1			-	-	-	-	-	-	-	<2	-	-	-	-	-	-
	Bis(2-ethylhexyl) phthalate	µg/L	2		1.3[#2]	-	-	-	-	-	-	-	<4	-	-	-	-	-	-
	Butyl benzyl phthalate	µg/L	1		7.5[#2]	-	-	-	-	-	-	-	<2	-	-	-	-	-	-
	Carbazole	µg/L	1			-	-	-	-	-	-	-	<2	-	-	-	-	-	-
	Dibenzofuran	µg/L	1			-	-	-	-	-	-	-	<2	-	-	-	-	-	-
	Diethylphthalate	µg/L	1		200[#3]	-	-	-	-	-	-	-	<2	-	-	-	-	-	-
	Dimethyl phthalate	µg/L	1		800[#3]	-	-	-	-	-	-	-	<2	-	-	-	-	-	-
	Di-n-butyl phthalate	µg/L	1		8[#3]	-	-	-	-	-	-	-	<2	-	-	-	-	-	-
	Di-n-octyl phthalate	µg/L	5		20[#3]	-	-	-	-	-	-	-	<10	-	-	-	-	-	-
	Hexachlorobenzene	µg/L	0.01		0.05(MAC)[#10]	-	-	-	-	-	-	-	<0.01	-	-	-	<0.01	<0.01	-
	Hexachlorocyclopentadiene	µg/L	1			-	-	-	-	-	-	-	<2	-	-	-	-	-	-
	Hexachloroethane	µg/L	1			-	-	-	-	-	-	-	<2	-	-	-	-	-	-
	Isophorone	µg/L	1			-	-	-	-	-	-	-	<2	-	-	-	-	-	-
	Nitrobenzene	µg/L	1			-	-	-	-	-	-	-	<2	-	-	-	-	-	-
	N-nitrosodi-n-propylamine	µg/L	1			-	-	-	-	-	-	-	<2	-	-	-	-	-	-
	Pentachlorobenzene	µg/L	0.01		0.007[#2]	-	-	-	-	-	-	-	<0.01	-	-	-	<0.01	<0.01	-
	Pentachloronitrobenzene	µg/L	0.01			-	-	-	-	-	-	-	<0.01	-	-	-	<0.01	<0.01	-
	Pentachlorophenol	µg/L	1		0.4[#2]	-	-	-	-	-	-	-	<2	-	-	-	-	-	-

						Investigation Phase	LTM	LTM	GI	GI	GI	GI	LTM	GI	LTM	LTM	GI	GI	GI	GI
						Location_Code	OH20001	OH20001	OH20001	OH20001	OH20001	OH20002	OH20002	OH20002	OH20002	OH20002	OH20002	OH20002	OH20002	OH20003
						Sampled_Date	08/10/2020	24/11/2020	24/01/2020	04/03/2020	11/03/2020	22/01/2020	08/10/2020	04/03/2020	11/06/2020	24/11/2020	21/04/2020	11/03/2020	11/03/2020	17/04/2020
						Sample_Depth	4.70	8.64	9.00	9.00	9.50	7.70	8.21	8.50	9.00	9.50	9.00	9.50	9.50	10.00
				UK Drinking Water Standards (GAC)	UK Freshwater EQS (GAC)															
Chem_Group	**ChemName**	**output unit**	**EQL**																	
PCB	Heptachlorobiphenyl, 2,3,3,4,4,5,5- (PCB 189)	µg/L	0.015			-	-	-	-	-	-	-	-	-	-	-	-	-	-	-
	Hexachlorobiphenyl, 2,3,3,4,4,5- (PCB 156)	µg/L	0.015			-	-	-	-	-	-	-	-	-	-	-	-	-	-	-
	Hexachlorobiphenyl, 2,3,3,4,4,5- (PCB 157)	µg/L	0.015			-	-	-	-	-	-	-	-	-	-	-	-	-	-	-
	Hexachlorobiphenyl, 2,3,4,4,5,5- (PCB 167)	µg/L	0.015			-	-	-	-	-	-	-	-	-	-	-	-	-	-	-
	Hexachlorobiphenyl, 3,3,4,4,5,5- (PCB 169)	µg/L	0.015			-	-	-	-	-	-	-	-	-	-	-	-	-	-	-
	PCB 101	µg/L	0.015			-	-	-	-	-	-	-	-	-	-	-	-	-	-	-
	PCB 118	µg/L	0.015			-	-	-	-	-	-	-	-	-	-	-	-	-	-	-
	PCB 138	µg/L	0.015			-	-	-	-	-	-	-	-	-	-	-	-	-	-	-
	PCB 153	µg/L	0.015			-	-	-	-	-	-	-	-	-	-	-	-	-	-	-
	PCB 180	µg/L	0.015			-	-	-	-	-	-	-	-	-	-	-	-	-	-	-
	PCB 28	µg/L	0.015			-	-	-	-	-	-	-	-	-	-	-	-	-	-	-
	PCB 52	µg/L	0.015			-	-	-	-	-	-	-	-	-	-	-	-	-	-	-
	Pentachlorobiphenyl, 2,3,3,4,4- (PCB 105)	µg/L	0.015			-	-	-	-	-	-	-	-	-	-	-	-	-	-	-
	Pentachlorobiphenyl, 2,3,4,4,5- (PCB 114)	µg/L	0.015			-	-	-	-	-	-	-	-	-	-	-	-	-	-	-
	Pentachlorobiphenyl, 2,3,4,4,5- (PCB 123)	µg/L	0.015			-	-	-	-	-	-	-	-	-	-	-	-	-	-	-
	Pentachlorobiphenyl, 3,3,4,4,5- (PCB 126)	µg/L	0.015			-	-	-	-	-	-	-	-	-	-	-	-	-	-	-
	Tetrachlorobiphenyl, 3,3,4,4- (PCB 77)	µg/L	0.015			-	-	-	-	-	-	-	-	-	-	-	-	-	-	-
	Tetrachlorobiphenyl, 3,4,4,5- (PCB 81)	µg/L	0.015			-	-	-	-	-	-	-	-	-	-	-	-	-	-	-
	Total PCB 7 Congeners	µg/L	0.105			-	-	-	-	-	-	-	-	-	-	-	-	-	-	-
	Total PCB WHO 12	µg/L	0.18			-	-	-	-	-	-	-	-	-	-	-	-	-	-	-
Phenolics	Xylenols (Filtered)	µg/L	0.5			<0.5	-	<0.5	<0.5	<0.5	4.38	<0.5	<0.5	<0.5	-	2.35	0.54	0.69	<0.5	
	Cresol Total (Filtered)	µg/L	0.5			<0.5	-	<0.5	<0.5	<0.5	<2.5	<0.5	<0.5	<0.5	-	<0.5	<0.5	<0.5	<0.5	
	Phenol	µg/L	1	5800[#28]	7.7[#2]	-	-	-	-	-	-	-	<2	-	-	-	-	-	-	
	Phenol (Filtered)	µg/L	0.5	5800[#28]	7.7[#2]	<0.5	-	<0.5	<0.5	<0.5	3.14	0.65	<0.5	1.97	-	1.38	<0.5	<0.5	<0.5	
	Phenols Monohydric (Filtered)	µg/L	0.5			<0.5	-	<0.5	<0.5	<0.5	7.52	0.65	<0.5	1.97	-	3.73	0.54	0.69	<0.5	
Organotins	Tributyltin	µg/L	0.001		0.0002[#2]	-	-	-	-	-	-	-	-	-	-	-	-	-	-	
Pesticides	1-(3.4-Dichlorophenyl) urea (DCPU)	µg/l				-	-	-	-	-	-	-	<0.02	-	-	-	<0.02	<0.02	-	
	2-(4-Chlorophenoxy)propionic acid, 4-CPP	µg/l				-	-	-	-	-	-	-	<0.01	-	-	-	<0.01	<0.01	-	
	2-amino-N-(isopropyl)benzamide	µg/l				-	-	-	-	-	-	-	<0.02	-	-	-	<0.02	<0.02	-	
	2-Chloro-2.6-diethylacetanilide	µg/l				-	-	-	-	-	-	-	<0.01	-	-	-	<0.01	<0.01	-	
	Acibenzolar-S-methyl	µg/l				-	-	-	-	-	-	-	<0.03	-	-	-	<0.03	<0.03	-	
	Aminopyralid	µg/l				-	-	-	-	-	-	-	<0.05	-	-	-	<0.05	<0.05	-	
	Azoxystrobin	µg/L				-	-	-	-	-	-	-	<0.01	-	-	-	<0.01	<0.01	-	
	BAM	µg/l				-	-	-	-	-	-	-	<0.01	-	-	-	<0.01	<0.01	-	
	Benalaxyl	µg/l				-	-	-	-	-	-	-	<0.02	-	-	-	<0.02	<0.02	-	
	Bentazone methyl	µg/l				-	-	-	-	-	-	-	<0.03	-	-	-	<0.03	<0.03	-	
	Bifenox	µg/L				-	-	-	-	-	-	-	<0.04	-	-	-	<0.04	<0.04	-	
	Bitertanol	µg/l				-	-	-	-	-	-	-	<0.02	-	-	-	<0.02	<0.02	-	
	Boscalid	µg/l				-	-	-	-	-	-	-	<0.01	-	-	-	<0.01	<0.01	-	
	Cadusafos	µg/l				-	-	-	-	-	-	-	<0.02	-	-	-	<0.02	<0.02	-	
	Carfentrazone-ethyl	µg/L				-	-	-	-	-	-	-	<0.04	-	-	-	<0.04	<0.04	-	
	Chloridazon-desphenyl	µg/l				-	-	-	-	-	-	-	<0.03	-	-	-	<0.03	<0.03	-	
	Chloridazon-methyl desphenyl	µg/l				-	-	-	-	-	-	-	<0.05	-	-	-	<0.05	<0.05	-	
	Chlorotoluron-desmethyl	µg/l				-	-	-	-	-	-	-	<0.02	-	-	-	<0.02	<0.02	-	
	Chlorpropham	µg/L			10[#3]	-	-	-	-	-	-	-	<0.05	-	-	-	<0.05	<0.05	-	
	Clodinafop	µg/l				-	-	-	-	-	-	-	<0.03	-	-	-	<0.03	<0.03	-	
	Clomeprop	µg/l				-	-	-	-	-	-	-	<0.01	-	-	-	<0.01	<0.01	-	
	Crimidine	µg/l				-	-	-	-	-	-	-	<0.03	-	-	-	<0.03	<0.03	-	
	Cybutryne (Irgarol)	µg/l				-	-	-	-	-	-	-	<0.01	-	-	-	<0.01	<0.01	-	
	Cyprazine	µg/l				-	-	-	-	-	-	-	<0.02	-	-	-	<0.02	<0.02	-	
	Cyprodinil	µg/L				-	-	-	-	-	-	-	<0.02	-	-	-	<0.02	<0.02	-	
	Dichlofenthion	µg/l				-	-	-	-	-	-	-	<0.05	-	-	-	<0.05	<0.05	-	
	Dichlormid	µg/l				-	-	-	-	-	-	-	<0.05	-	-	-	<0.05	<0.05	-	
	Diethofencarb	µg/l				-	-	-	-	-	-	-	<0.02	-	-	-	<0.02	<0.02	-	
	Difenacoum	µg/l				-	-	-	-	-	-	-	<0.02	-	-	-	<0.02	<0.02	-	
	Dimefuron	µg/l				-	-	-	-	-	-	-	<0.02	-	-	-	<0.02	<0.02	-	
	Dimethachlo	µg/l				-	-	-	-	-	-	-	<0.01	-	-	-	<0.01	<0.01	-	
	Dimethenamid	µg/l				-	-	-	-	-	-	-	<0.01	-	-	-	<0.01	<0.01	-	
	Dimethomorph	µg/l				-	-	-	-	-	-	-	<0.01	-	-	-	<0.01	<0.01	-	
	Dinoterb	µg/l				-	-	-	-	-	-	-	<0.04	-	-	-	<0.04	<0.04	-	
	Diuron desmethyl (DCPMU)	µg/l				-	-	-	-	-	-	-	<0.03	-	-	-	<0.03	<0.03	-	
	Epoxiconazole	µg/l				-	-	-	-	-	-	-	<0.03	-	-	-	<0.03	<0.03	-	
	Etrimphos	µg/L	0.01			-	-	-	-	-	-	-	<0.01	-	-	-	<0.01	<0.01	-	
	Fenoxaprop	µg/l				-	-	-	-	-	-	-	<0.03	-	-	-	<0.03	<0.03	-	
	Fenpropidin	µg/l				-	-	-	-	-	-	-	<0.02	-	-	-	<0.02	<0.02	-	
	Fenuron	µg/l				-	-	-	-	-	-	-	<0.01	-	-	-	<0.01	<0.01	-	
	Fipronil	µg/L				-	-	-	-	-	-	-	<0.05	-	-	-	<0.05	<0.05	-	
	Florasulam	µg/l				-	-	-	-	-	-	-	<0.02	-	-	-	<0.02	<0.02	-	
	Fluazifop	µg/l				-	-	-	-	-	-	-	<0.02	-	-	-	<0.02	<0.02	-	

					Investigation Phase	LTM	LTM	GI	GI	GI	GI	LTM	GI	LTM	LTM	GI	GI	GI	GI
					Location_Code	OH20001	OH20001	OH20001	OH20001	OH20001	OH20002	OH20002	OH20002	OH20002	OH20002	OH20002	OH20002	OH20002	OH20003
					Sampled_Date	08/10/2020	24/11/2020	24/01/2020	04/03/2020	11/03/2020	22/01/2020	08/10/2020	04/03/2020	11/06/2020	24/11/2020	21/04/2020	11/03/2020	11/03/2020	17/04/2020
					Sample_Depth	4.70	8.64	9.00	9.00	9.50	7.70	8.21	8.50	9.00	9.50	9.00	9.50	9.50	10.00
				UK Drinking Water Standards (GAC)	UK Freshwater EQS (GAC)														
Chem_Group	**ChemName**	**output unit**	**EQL**																
	Fluazifop-P-butyl	µg/L				-	-	-	-	-	-	-	<0.02	-	-	-	<0.02	<0.02	-
	Foramsulfuron	µg/l				-	-	-	-	-	-	-	<0.01	-	-	-	<0.01	<0.01	-
	Furathiocarb	µg/l				-	-	-	-	-	-	-	<0.02	-	-	-	<0.02	<0.02	-
	Haloxyfop	µg/l				-	-	-	-	-	-	-	<0.03	-	-	-	<0.03	<0.03	-
	Haloxyfop-p-methyl	µg/l				-	-	-	-	-	-	-	<0.03	-	-	-	<0.03	<0.03	-
	Heptachlor epoxide	µg/L	0.01	0.03[#1]		-	-	-	-	-	-	-	<0.01	-	-	-	<0.01	<0.01	-
	Imazamox	µg/l				-	-	-	-	-	-	-	<0.01	-	-	-	<0.01	<0.01	-
	Indoxacarb	µg/L				-	-	-	-	-	-	-	<0.05	-	-	-	<0.05	<0.05	-
	Isoproturon-desmethyl	µg/l				-	-	-	-	-	-	-	<0.02	-	-	-	<0.02	<0.02	-
	Isoproturon-monodesmethyl	µg/l				-	-	-	-	-	-	-	<0.02	-	-	-	<0.02	<0.02	-
	Isopyrazam	µg/l				-	-	-	-	-	-	-	<0.03	-	-	-	<0.03	<0.03	-
	Kresoxim-methyl	µg/l				-	-	-	-	-	-	-	<0.03	-	-	-	<0.03	<0.03	-
	Malaoxon	µg/l				-	-	-	-	-	-	-	<0.02	-	-	-	<0.02	<0.02	-
	Mandipropamid	µg/l				-	-	-	-	-	-	-	<0.02	-	-	-	<0.02	<0.02	-
	Mecarbam	µg/l				-	-	-	-	-	-	-	<0.02	-	-	-	<0.02	<0.02	-
	Mesotrione	µg/l				-	-	-	-	-	-	-	<0.05	-	-	-	<0.05	<0.05	-
	Metconazole	µg/l				-	-	-	-	-	-	-	<0.02	-	-	-	<0.02	<0.02	-
	Metribuzin-desamino	µg/l				-	-	-	-	-	-	-	<0.01	-	-	-	<0.01	<0.01	-
	Naptalam	µg/l				-	-	-	-	-	-	-	<0.03	-	-	-	<0.03	<0.03	-
	Nicosulfuron	µg/l				-	-	-	-	-	-	-	<0.01	-	-	-	<0.01	<0.01	-
	Nuarimol	µg/l				-	-	-	-	-	-	-	<0.02	-	-	-	<0.02	<0.02	-
	Oxadixyl	µg/l				-	-	-	-	-	-	-	<0.03	-	-	-	<0.03	<0.03	-
	Paraoxon-ethyl	µg/l				-	-	-	-	-	-	-	<0.02	-	-	-	<0.02	<0.02	-
	Parathion-ethyl	µg/l				-	-	-	-	-	-	-	<0.05	-	-	-	<0.05	<0.05	-
	Penconazole	µg/l				-	-	-	-	-	-	-	<0.02	-	-	-	<0.02	<0.02	-
	Pencycuron	µg/l				-	-	-	-	-	-	-	<0.02	-	-	-	<0.02	<0.02	-
	Phosphamidon II (E)	µg/l	0.01			-	-	-	-	-	-	-	<0.01	-	-	-	<0.01	<0.01	-
	Pretilachlor	µg/l				-	-	-	-	-	-	-	<0.02	-	-	-	<0.02	<0.02	-
	Primisulfuron-methyl	µg/l				-	-	-	-	-	-	-	<0.02	-	-	-	<0.02	<0.02	-
	Prodiamine	µg/l				-	-	-	-	-	-	-	<0.05	-	-	-	<0.05	<0.05	-
	Propaquizafop	µg/l				-	-	-	-	-	-	-	<0.03	-	-	-	<0.03	<0.03	-
	Propetamphos	µg/L	0.01		0.03[#3]	-	-	-	-	-	-	-	-	-	-	-	-	-	-
	Prosulfocarb	µg/l				-	-	-	-	-	-	-	<0.01	-	-	-	<0.01	<0.01	-
	Prothioconazole	µg/l				-	-	-	-	-	-	-	<0.05	-	-	-	<0.05	<0.05	-
	Pyribenzoxim	µg/l				-	-	-	-	-	-	-	<0.05	-	-	-	<0.05	<0.05	-
	Quinmerac	µg/l				-	-	-	-	-	-	-	<0.01	-	-	-	<0.01	<0.01	-
	Quizalofop	µg/l				-	-	-	-	-	-	-	<0.05	-	-	-	<0.05	<0.05	-
	Rimsulfuron	µg/l				-	-	-	-	-	-	-	<0.01	-	-	-	<0.01	<0.01	-
	Sebuthylazine	µg/l				-	-	-	-	-	-	-	<0.01	-	-	-	<0.01	<0.01	-
	Simazine-2-hydroxy	µg/l				-	-	-	-	-	-	-	<0.01	-	-	-	<0.01	<0.01	-
	Sodium Acifluorfen	µg/L				-	-	-	-	-	-	-	<0.01	-	-	-	<0.01	<0.01	-
	Sulfosulfuron	µg/l				-	-	-	-	-	-	-	<0.01	-	-	-	<0.01	<0.01	-
	Tecnazene	µg/L	0.01		1[#3]	-	-	-	-	-	-	-	-	-	-	-	-	-	-
	Teflubenzuron	µg/l				-	-	-	-	-	-	-	<0.03	-	-	-	<0.03	<0.03	-
	Terbuthylazine-desethyl	µg/l				-	-	-	-	-	-	-	<0.01	-	-	-	<0.01	<0.01	-
	Terbuthylazine-desethyl-2-hydroxy	µg/l				-	-	-	-	-	-	-	<0.01	-	-	-	<0.01	<0.01	-
	Terbuthylazine-hydroxy	µg/l				-	-	-	-	-	-	-	<0.01	-	-	-	<0.01	<0.01	-
	Thiabendazole	µg/L			5[#3]	-	-	-	-	-	-	-	<0.03	-	-	-	<0.03	<0.03	-
	Thiamethoxam	µg/L				-	-	-	-	-	-	-	<0.01	-	-	-	<0.01	<0.01	-
	Tribenuron-methyl	µg/L				-	-	-	-	-	-	-	<0.01	-	-	-	<0.01	<0.01	-
	Trietazine	µg/L	0.01			-	-	-	-	-	-	-	<0.01	-	-	-	<0.01	<0.01	-
	Trifloxysulfuron-sodium	µg/l				-	-	-	-	-	-	-	<0.01	-	-	-	<0.01	<0.01	-
	Triflusulfuron-methyl	µg/l				-	-	-	-	-	-	-	<0.01	-	-	-	<0.01	<0.01	-
	Triforine	µg/l				-	-	-	-	-	-	-	<0.05	-	-	-	<0.05	<0.05	-
	Triticonazole	µg/l				-	-	-	-	-	-	-	<0.01	-	-	-	<0.01	<0.01	-
	Desmetryn	mg/L				-	-	-	-	-	-	-	<0.00001	-	-	-	<0.00001	<0.00001	-
	Simetryn	mg/L				-	-	-	-	-	-	-	<0.00001	-	-	-	<0.00001	<0.00001	-
	Clothianidin	µg/L				-	-	-	-	-	-	-	<0.01	-	-	-	<0.01	<0.01	-
	Cymoxanil	µg/L				-	-	-	-	-	-	-	<0.05	-	-	-	<0.05	<0.05	-
	Fluazifop-butyl	µg/L				-	-	-	-	-	-	-	<0.02	-	-	-	<0.02	<0.02	-
	Imazamethabenz-methyl	µg/L				-	-	-	-	-	-	-	<0.01	-	-	-	<0.01	<0.01	-
	Mesosulfuron-methyl	µg/L				-	-	-	-	-	-	-	<0.02	-	-	-	<0.02	<0.02	-
	Metamitron	µg/L				-	-	-	-	-	-	-	<0.03	-	-	-	<0.03	<0.03	-
	Metobromuron	µg/L				-	-	-	-	-	-	-	<0.03	-	-	-	<0.03	<0.03	-
	Monuron	µg/L				-	-	-	-	-	-	-	<0.02	-	-	-	<0.02	<0.02	-
	Secbumeton	µg/L				-	-	-	-	-	-	-	<0.01	-	-	-	<0.01	<0.01	-
	Spiroxamine	µg/L				-	-	-	-	-	-	-	<0.01	-	-	-	<0.01	<0.01	-
	Clomazon	µg/L				-	-	-	-	-	-	-	<0.01	-	-	-	<0.01	<0.01	-
	Metazachlor	µg/L	0.01			-	-	-	-	-	-	-	<0.01	-	-	-	<0.01	<0.01	-

					Investigation Phase	LTM	LTM	GI	GI	GI	GI	LTM	GI	LTM	LTM	GI	GI	GI	GI
					Location_Code	OH20001	OH20001	OH20001	OH20001	OH20001	OH20002	OH20002	OH20002	OH20002	OH20002	OH20002	OH20002	OH20002	OH20003
					Sampled_Date	08/10/2020	24/11/2020	24/01/2020	04/03/2020	11/03/2020	22/01/2020	08/10/2020	04/03/2020	11/06/2020	24/11/2020	21/04/2020	11/03/2020	11/03/2020	17/04/2020
					Sample_Depth	4.70	8.64	9.00	9.00	9.50	7.70	8.21	8.50	9.00	9.50	9.00	9.50	9.50	10.00
				UK Drinking Water Standards (GAC)	UK Freshwater EQS (GAC)														
Chem_Group	**ChemName**	**output unit**	**EQL**																
	Methabenzthiazuran	µg/L				-	-	-	-	-	-	-	<0.01	-	-	-	<0.01	<0.01	-
	Iprovalicarb	µg/L				-	-	-	-	-	-	-	<0.01	-	-	-	<0.01	<0.01	-
	Chloroxuron	µg/L				-	-	-	-	-	-	-	<0.01	-	-	-	<0.01	<0.01	-
	Neburon	µg/L				-	-	-	-	-	-	-	<0.01	-	-	-	<0.01	<0.01	-
	Metribuzin	µg/L				-	-	-	-	-	-	-	<0.03	-	-	-	<0.03	<0.03	-
	2,3,6-Trichlorobenzoic Acid (Tba)	µg/L				-	-	-	-	-	-	-	<0.5	-	-	-	<0.5	<0.5	-
	2,4,5-Trichlorophenoxy Acetic Acid	µg/L				-	-	-	-	-	-	-	<0.01	-	-	-	<0.01	<0.01	-
	2,4,5-TP (Silvex)	µg/L				-	-	-	-	-	-	-	<0.01	-	-	-	<0.01	<0.01	-
	Pyrimethanil	µg/L				-	-	-	-	-	-	-	<0.02	-	-	-	<0.02	<0.02	-
	Hedonal	µg/L			0.3[#2]	-	-	-	-	-	-	-	<0.01	-	-	-	<0.01	<0.01	-
	2,4-DDT	µg/L	0.01		0.00625[#36]	-	-	-	-	-	-	-	<0.01	-	-	-	<0.02	<0.02	-
	Propachlor	µg/L	0.01			-	-	-	-	-	-	-	<0.01	-	-	-	<0.01	<0.01	-
	Propamocarb	µg/L				-	-	-	-	-	-	-	<0.03	-	-	-	<0.03	<0.03	-
	2,4-Dichlorprop	µg/L				-	-	-	-	-	-	-	<0.01	-	-	-	<0.01	<0.01	-
	3-Hydroxy Carbofuran	µg/L				-	-	-	-	-	-	-	<0.01	-	-	-	<0.01	<0.01	-
	4-(2,4-Dichlorophenoxy)butyric Acid (2,4-DB)	µg/L				-	-	-	-	-	-	-	<0.02	-	-	-	<0.02	<0.02	-
	4,4-DDE	µg/L	0.01		0.00625[#36]	-	-	-	-	-	-	-	<0.01	-	-	-	<0.01	<0.01	-
	4-Bromo-3,5-dimethylphenyl-N-methylcarbamate	µg/L				-	-	-	-	-	-	-	<0.02	-	-	-	<0.02	<0.02	-
	a-BHC	µg/L	0.01			-	-	-	-	-	-	-	<0.01	-	-	-	<0.01	<0.01	-
	Acetochlor	µg/L				-	-	-	-	-	-	-	<0.03	-	-	-	<0.03	<0.03	-
	Aldicarb	µg/L				-	-	-	-	-	-	-	<0.05	-	-	-	<0.05	<0.05	-
	Aldicarb sulfone	µg/L				-	-	-	-	-	-	-	<0.01	-	-	-	<0.01	<0.01	-
	Aldrin	µg/L	0.01	0.03[#1]	0.0025[#37]	-	-	-	-	-	-	-	<0.01	-	-	-	<0.01	<0.01	-
	Ametryn	µg/L				-	-	-	-	-	-	-	<0.01	-	-	-	<0.01	<0.01	-
	Amidosulfuron	µg/L				-	-	-	-	-	-	-	<0.02	-	-	-	<0.02	<0.02	-
	Acetamiprid	µg/L				-	-	-	-	-	-	-	<0.01	-	-	-	<0.01	<0.01	-
	Aclonifen	µg/L				-	-	-	-	-	-	-	<0.03	-	-	-	<0.03	<0.03	-
	Actril (loxynil)	µg/L			10[#3]	-	-	-	-	-	-	-	<0.01	-	-	-	<0.01	<0.01	-
	Atraton	µg/L				-	-	-	-	-	-	-	<0.01	-	-	-	<0.01	<0.01	-
	Atrazine	µg/L	0.01		0.6[#2]	-	-	-	-	-	-	-	<0.01 - 0.0216	-	-	-	<0.01	<0.01	-
	Azinophos methyl	µg/L	0.02		0.01[#7]	-	-	-	-	-	-	-	<0.04	-	-	-	<0.02	<0.02	-
	Baygon	µg/L				-	-	-	-	-	-	-	<0.01	-	-	-	<0.01	<0.01	-
	b-BHC	µg/L	0.01			-	-	-	-	-	-	-	<0.01	-	-	-	<0.01	<0.01	-
	Benazolin	µg/L				-	-	-	-	-	-	-	<0.05	-	-	-	<0.05	<0.05	-
	Bendiocarb	µg/L				-	-	-	-	-	-	-	<0.01	-	-	-	<0.01	<0.01	-
	Bentazone	µg/L			500[#3]	-	-	-	-	-	-	-	<0.01	-	-	-	<0.01	<0.01	-
	Bidrin	µg/L				-	-	-	-	-	-	-	<0.01	-	-	-	<0.01	<0.01	-
	Bromacil	µg/L				-	-	-	-	-	-	-	<0.01	-	-	-	<0.01	<0.01	-
	Bromazil	µg/L				-	-	-	-	-	-	-	<0.03	-	-	-	<0.03	<0.03	-
	Bromophos-ethyl	µg/L				-	-	-	-	-	-	-	<0.03	-	-	-	<0.03	<0.03	-
	Bromoxynil	µg/L			100[#3]	-	-	-	-	-	-	-	<0.01	-	-	-	<0.01	<0.01	-
	Carbaryl	µg/L				-	-	-	-	-	-	-	<0.01	-	-	-	<0.01	<0.01	-
	Carbendazim	µg/L			0.15[#3]	-	-	-	-	-	-	-	<0.01	-	-	-	<0.01	<0.01	-
	Carbetamide	µg/L				-	-	-	-	-	-	-	<0.01	-	-	-	<0.01	<0.01	-
	Carbofuran	µg/L				-	-	-	-	-	-	-	<0.01	-	-	-	<0.01	<0.01	-
	Carbophenothion	µg/L	0.01			-	-	-	-	-	-	-	-	-	-	-	-	-	-
	Carboxin	µg/L				-	-	-	-	-	-	-	<0.02	-	-	-	<0.02	<0.02	-
	Chlorbromuron	µg/L				-	-	-	-	-	-	-	<0.01	-	-	-	<0.01	<0.01	-
	Chlordane (cis)	µg/L	0.01			-	-	-	-	-	-	-	<0.01	-	-	-	<0.01	<0.01	-
	Azinphos Ethyl	µg/L	0.02			-	-	-	-	-	-	-	<0.04	-	-	-	<0.04	<0.04	-
	Chlordane (trans)	µg/L	0.01			-	-	-	-	-	-	-	<0.01	-	-	-	<0.01	<0.01	-
	Chlorfenvinphos	µg/L	0.01		0.1[#2]	-	-	-	-	-	-	-	<0.01	-	-	-	<0.01	<0.01	-
	Chloridazon	µg/L				-	-	-	-	-	-	-	<0.01	-	-	-	<0.01	<0.01	-
	Chlorotoluron	µg/L			2[#3]	-	-	-	-	-	-	-	<0.01	-	-	-	<0.01	<0.01	-
	Chlorpyrifos	µg/L	0.01			-	-	-	-	-	-	-	<0.005	-	-	-	<0.005	<0.005	-
	Chlorpyrifos-methyl	µg/L	0.01			-	-	-	-	-	-	-	<0.01	-	-	-	<0.01	<0.01	-
	Chlorsulfuron	µg/L				-	-	-	-	-	-	-	<0.01	-	-	-	<0.01	<0.01	-
	Clopyralid	µg/L				-	-	-	-	-	-	-	<0.03	-	-	-	<0.03	<0.03	-
	Coumaphos	µg/L	0.01		0.03[#3]	-	-	-	-	-	-	-	<0.01	-	-	-	<0.01	<0.01	-
	Cyanazine	µg/L	0.01			-	-	-	-	-	-	-	<0.01	-	-	-	<0.01	<0.01	-
	Cyproconazole	µg/L				-	-	-	-	-	-	-	<0.01	-	-	-	<0.01	<0.01	-
	Cyromazine	µg/L				-	-	-	-	-	-	-	<0.05	-	-	-	<0.05	<0.05	-
	d-BHC	µg/L	0.01			-	-	-	-	-	-	-	<0.01	-	-	-	<0.01	<0.01	-
	DDD	µg/L	0.01		0.00625[#36]	-	-	-	-	-	-	-	<0.01	-	-	-	<0.01	<0.01	-
	DDT	µg/L	0.01		0.01[#38]	-	-	-	-	-	-	-	<0.01	-	-	-	<0.03	<0.03	-
	Deisopropylatrazine	µg/L				-	-	-	-	-	-	-	<0.01	-	-	-	<0.01	<0.01	-
	Chlorothalonil	µg/L	0.01		0.035[#2]	-	-	-	-	-	-	-	<0.01	-	-	-	<0.02	<0.02	-
	Deethylatrazine	µg/L				-	-	-	-	-	-	-	<0.01	-	-	-	<0.01	<0.01	-
	Demeton-S-methyl	µg/L	0.01			-	-	-	-	-	-	-	-	-	-	-	-	-	-

					Investigation Phase	LTM	LTM	GI	GI	GI	GI	LTM	GI	LTM	LTM	GI	GI	GI	GI
					Location_Code	OH20001	OH20001	OH20001	OH20001	OH20001	OH20002	OH20002	OH20002	OH20002	OH20002	OH20002	OH20002	OH20002	OH20003
					Sampled_Date	08/10/2020	24/11/2020	24/01/2020	04/03/2020	11/03/2020	22/01/2020	08/10/2020	04/03/2020	11/06/2020	24/11/2020	21/04/2020	11/03/2020	11/03/2020	17/04/2020
					Sample_Depth	4.70	8.64	9.00	9.00	9.50	7.70	8.21	8.50	9.00	9.50	9.00	9.50	9.50	10.00
				UK Drinking Water Standards (GAC)	UK Freshwater EQS (GAC)														
Chem_Group	**ChemName**	**output unit**	**EQL**																
	Diazinon	µg/L	0.01		0.01[#2]	-	-	-	-	-	-	-	<0.01	-	-	-	<0.01	<0.01	-
	Dicamba	µg/L				-	-	-	-	-	-	-	<0.03	-	-	-	<0.03	<0.03	-
	Dichlobenil	µg/L	0.01			-	-	-	-	-	-	-	-	-	-	-	-	-	-
	Dichlorvos	µg/L	0.01		0.001[#3]	-	-	-	-	-	-	-	<0.01	-	-	-	<0.01	<0.01	-
	Diclofop	µg/L				-	-	-	-	-	-	-	<0.02	-	-	-	<0.02	<0.02	-
	Dieldrin	µg/L	0.01	0.03[#1]	0.0025[#37]	-	-	-	-	-	-	-	<0.01	-	-	-	<0.01	<0.01	-
	Difenoconazole	µg/L				-	-	-	-	-	-	-	<0.02	-	-	-	<0.02	<0.02	-
	Difenoxuron	µg/L				-	-	-	-	-	-	-	<0.02	-	-	-	<0.02	<0.02	-
	Diflubenzuron	µg/L			0.001[#3]	-	-	-	-	-	-	-	<0.02	-	-	-	<0.02	<0.02	-
	Diflufenican	µg/L				-	-	-	-	-	-	-	<0.01	-	-	-	<0.01	<0.01	-
	Dimethoate	µg/L	0.01		0.48[#2]	-	-	-	-	-	-	-	<0.01	-	-	-	<0.01	<0.01	-
	Dinoseb	µg/L				-	-	-	-	-	-	-	<0.02	-	-	-	<0.02	<0.02	-
	Disulfoton	µg/L	0.01			-	-	-	-	-	-	-	-	-	-	-	-	-	-
	Diuron	µg/L			0.2[#2]	-	-	-	-	-	-	-	<0.01	-	-	-	<0.01	<0.01	-
	Endosulfan I	µg/L	0.01			-	-	-	-	-	-	-	<0.01	-	-	-	<0.01	<0.01	-
	Endosulfan II	µg/L	0.02			-	-	-	-	-	-	-	<0.02	-	-	-	<0.02	<0.02	-
	Endosulfan sulphate	µg/L	0.04			-	-	-	-	-	-	-	-	-	-	-	-	-	-
	Endrin	µg/L	0.01		0.0025[#37]	-	-	-	-	-	-	-	<0.01	-	-	-	<0.01	<0.01	-
	s-Ethyl dipropylthiocarbamate	µg/L				-	-	-	-	-	-	-	<0.02	-	-	-	<0.02	<0.02	-
	Ethiofencarb	µg/L				-	-	-	-	-	-	-	<0.02	-	-	-	<0.02	<0.02	-
	Ethion	µg/L	0.01			-	-	-	-	-	-	-	<0.02	-	-	-	<0.02	<0.02	-
	Ethoprop	µg/L				-	-	-	-	-	-	-	<0.02	-	-	-	<0.02	<0.02	-
	Ethofumesate	µg/L				-	-	-	-	-	-	-	<0.01	-	-	-	<0.01	<0.01	-
	Etridiazole	µg/L	0.01			-	-	-	-	-	-	-	<0.01	-	-	-	<0.01	<0.01	-
	Fenamiphos	µg/L				-	-	-	-	-	-	-	<0.02	-	-	-	<0.02	<0.02	-
	Fenarimol	µg/L				-	-	-	-	-	-	-	<0.03	-	-	-	<0.03	<0.03	-
	Fenitrothion	µg/L	0.01		0.01[#3]	-	-	-	-	-	-	-	<0.01	-	-	-	<0.01	<0.01	-
	Fensulfothion	µg/L				-	-	-	-	-	-	-	<0.02	-	-	-	<0.02	<0.02	-
	Fenhexamid	µg/L				-	-	-	-	-	-	-	<0.03	-	-	-	<0.03	<0.03	-
	Fenoxycarb	µg/L				-	-	-	-	-	-	-	<0.02	-	-	-	<0.02	<0.02	-
	Fenthion	µg/L	0.01			-	-	-	-	-	-	-	<0.01	-	-	-	<0.01	<0.01	-
	Fenpropimorf	µg/L				-	-	-	-	-	-	-	<0.01	-	-	-	<0.01	<0.01	-
	Fluroxypyr	µg/L				-	-	-	-	-	-	-	<0.02	-	-	-	<0.02	<0.02	-
	Flutolanil	µg/L				-	-	-	-	-	-	-	<0.02	-	-	-	<0.02	<0.02	-
	Fonofos	µg/L				-	-	-	-	-	-	-	<0.05	-	-	-	<0.05	<0.05	-
	g-BHC (Lindane)	µg/L	0.01			-	-	-	-	-	-	-	<0.01	-	-	-	<0.01	<0.01	-
	Haloxyfop-methyl	µg/L				-	-	-	-	-	-	-	<0.03	-	-	-	<0.03	<0.03	-
	Thifensulfuron	µg/L				-	-	-	-	-	-	-	<0.01	-	-	-	<0.01	<0.01	-
	Heptachlor	µg/L	0.01	0.03[#1]		-	-	-	-	-	-	-	<0.01	-	-	-	<0.01	<0.01	-
	Hexaconazole	µg/L				-	-	-	-	-	-	-	<0.02	-	-	-	<0.02	<0.02	-
	Hexazinone	µg/L				-	-	-	-	-	-	-	<0.01	-	-	-	<0.01	<0.01	-
	Hydroxyatrazine	µg/L				-	-	-	-	-	-	-	<0.01	-	-	-	<0.01	<0.01	-
	Iprodione	µg/L				-	-	-	-	-	-	-	<0.03	-	-	-	<0.03	<0.03	-
	Isodrin	µg/L	0.01		0.0025[#37]	-	-	-	-	-	-	-	<0.01	-	-	-	<0.01	<0.01	-
	Isoproturon	µg/L			0.3[#2]	-	-	-	-	-	-	-	<0.01	-	-	-	<0.01	<0.01	-
	Linuron	µg/L			0.5[#2]	-	-	-	-	-	-	-	<0.02	-	-	-	<0.02	<0.02	-
	Malathion	µg/L	0.01		0.01[#3]	-	-	-	-	-	-	-	<0.01	-	-	-	<0.01	<0.01	-
	2-Methyl-4-chlorophenoxyacetic acid	µg/L				-	-	-	-	-	-	-	<0.01	-	-	-	<0.01	<0.01	-
	2-Methyl-4-Chlorophenoxy Butanoic Acid	µg/L				-	-	-	-	-	-	-	<0.02	-	-	-	<0.02	<0.02	-
	Mecoprop	µg/L			18[#2]	-	-	-	-	-	-	-	<0.01	-	-	-	<0.01	<0.01	-
	Mefenpyr-diethyl	µg/L				-	-	-	-	-	-	-	<0.02	-	-	-	<0.02	<0.02	-
	Metachlor	µg/L	0.01		0.3[#2]	-	-	-	-	-	-	-	<0.01	-	-	-	<0.01	<0.01	-
	Metalaxyl	µg/L				-	-	-	-	-	-	-	<0.01	-	-	-	<0.01	<0.01	-
	Methamidophos	µg/L				-	-	-	-	-	-	-	<0.01	-	-	-	<0.01	<0.01	-
	Methidathion	µg/L				-	-	-	-	-	-	-	<0.01	-	-	-	<0.01	<0.01	-
	Methiocarb	µg/L			0.01[#3]	-	-	-	-	-	-	-	<0.01	-	-	-	<0.01	<0.01	-
	Methomyl	µg/L				-	-	-	-	-	-	-	<0.01	-	-	-	<0.01	<0.01	-
	Methoxychlor	µg/L	0.01			-	-	-	-	-	-	-	<0.01	-	-	-	<0.02	<0.02	-
	Methoxyfenozide	µg/L				-	-	-	-	-	-	-	<0.03	-	-	-	<0.03	<0.03	-
	Methyl parathion	µg/L	0.01			-	-	-	-	-	-	-	<0.01	-	-	-	<0.01	<0.01	-
	Metolachlor	µg/L				-	-	-	-	-	-	-	<0.01	-	-	-	<0.01	<0.01	-
	Metoxuron	µg/L				-	-	-	-	-	-	-	<0.01	-	-	-	<0.01	<0.01	-
	Metsulfuron Methyl	µg/L				-	-	-	-	-	-	-	<0.01	-	-	-	<0.01	<0.01	-
	Mevinphos (Phosdrin)	µg/L	0.01		0.02(MAC)[#39]	-	-	-	-	-	-	-	<0.01	-	-	-	<0.01	<0.01	-
	Molinate	µg/L				-	-	-	-	-	-	-	<0.01	-	-	-	<0.01	<0.01	-
	Monlinuran	µg/L				-	-	-	-	-	-	-	<0.02	-	-	-	<0.02	<0.02	-
	Monocrotophos	µg/L				-	-	-	-	-	-	-	<0.01	-	-	-	<0.01	<0.01	-
	Napropamide	µg/L				-	-	-	-	-	-	-	<0.01	-	-	-	<0.01	<0.01	-
	Flusilazole (NuStar)	µg/L				-	-	-	-	-	-	-	<0.01	-	-	-	<0.01	<0.01	-

						Investigation Phase	LTM	LTM	GI	GI	GI	GI	LTM	GI	LTM	LTM	GI	GI	GI	GI
						Location_Code	OH20001	OH20001	OH20001	OH20001	OH20001	OH20002	OH20002	OH20002	OH20002	OH20002	OH20002	OH20002	OH20002	OH20003
						Sampled_Date	08/10/2020	24/11/2020	24/01/2020	04/03/2020	11/03/2020	22/01/2020	08/10/2020	04/03/2020	11/06/2020	24/11/2020	21/04/2020	11/03/2020	11/03/2020	17/04/2020
						Sample_Depth	4.70	8.64	9.00	9.00	9.50	7.70	8.21	8.50	9.00	9.50	9.00	9.50	9.50	10.00
				UK Drinking Water Standards (GAC)	UK Freshwater EQS (GAC)															
Chem_Group	**ChemName**	**output unit**	**EQL**																	
	o,p-DDD	µg/L	0.01			-	-	-	-	-	-	-	<0.01	-	-	-	<0.01	<0.01	-
	o,p'-DDE	µg/L	0.01			-	-	-	-	-	-	-	<0.01	-	-	-	<0.01	<0.01	-
	o,p-Methoxychlor	µg/L	0.04			-	-	-	-	-	-	-	-	-	-	-	-	-	-
	Omethoate	µg/L	0.01		0.01[#3]	-	-	-	-	-	-	-	<0.01	-	-	-	<0.01	<0.01	-
	Oxamyl	µg/L				-	-	-	-	-	-	-	<0.01	-	-	-	<0.01	<0.01	-
	Paclobutrazol	µg/L				-	-	-	-	-	-	-	<0.02	-	-	-	<0.02	<0.02	-
	Methyl Paraoxon	µg/L				-	-	-	-	-	-	-	<0.02	-	-	-	<0.02	<0.02	-
	Parathion	µg/L	0.01			-	-	-	-	-	-	-	<0.01	-	-	-	<0.01	<0.01	-
	Pendimethalin	µg/L	0.01		0.3[#2]	-	-	-	-	-	-	-	<0.01	-	-	-	<0.01	<0.01	-
	Imidacloprid	µg/L				-	-	-	-	-	-	-	<0.01	-	-	-	<0.01	<0.01	-
	Permethrin	µg/L	0.02		0.001[#3]	-	-	-	-	-	-	-	-	-	-	-	-	-	-
	Permethrin II	µg/L	0.02			-	-	-	-	-	-	-	-	-	-	-	-	-	-
	Phorate	µg/L	0.01			-	-	-	-	-	-	-	<0.01	-	-	-	<0.01	<0.01	-
	Phosmet	µg/L				-	-	-	-	-	-	-	<0.05	-	-	-	<0.05	<0.05	-
	Lenacil	µg/L				-	-	-	-	-	-	-	<0.03	-	-	-	<0.03	<0.03	-
	Picloram	µg/L				-	-	-	-	-	-	-	<0.02	-	-	-	<0.02	<0.02	-
	Picoxystrobin	µg/L				-	-	-	-	-	-	-	<0.01	-	-	-	<0.01	<0.01	-
	Pirimicarb	µg/L			1[#3]	-	-	-	-	-	-	-	<0.01	-	-	-	<0.01	<0.01	-
	Pirimiphos-methyl	µg/L	0.01		0.015[#3]	-	-	-	-	-	-	-	<0.01	-	-	-	<0.01	<0.01	-
	Pirimphos-ethyl	µg/L				-	-	-	-	-	-	-	<0.02	-	-	-	<0.02	<0.02	-
	Prochloraz	µg/L			4[#3]	-	-	-	-	-	-	-	<0.02	-	-	-	<0.02	<0.02	-
	Profenofos	µg/L				-	-	-	-	-	-	-	<0.01	-	-	-	<0.01	<0.01	-
	Promecarb	µg/L				-	-	-	-	-	-	-	<0.01	-	-	-	<0.01	<0.01	-
	Prometon	µg/L				-	-	-	-	-	-	-	<0.02	-	-	-	<0.02	<0.02	-
	Prometryn	µg/L	0.01			-	-	-	-	-	-	-	<0.01	-	-	-	<0.01	<0.01	-
	Pronamide	µg/L	0.01		100[#3]	-	-	-	-	-	-	-	<0.01	-	-	-	<0.01	<0.01	-
	Propanil	µg/L				-	-	-	-	-	-	-	<0.03	-	-	-	<0.03	<0.03	-
	Propazine	µg/L	0.01			-	-	-	-	-	-	-	<0.01	-	-	-	<0.01	<0.01	-
	Propham	µg/L				-	-	-	-	-	-	-	<0.05	-	-	-	<0.05	<0.05	-
	Propiconazole	µg/L				-	-	-	-	-	-	-	<0.01	-	-	-	<0.01	<0.01	-
	Propoxycarbazone-sodium	µg/L				-	-	-	-	-	-	-	<0.01	-	-	-	<0.01	<0.01	-
	Pursuit	µg/L				-	-	-	-	-	-	-	<0.01	-	-	-	<0.01	<0.01	-
	Pyriproxyfen	µg/L				-	-	-	-	-	-	-	<0.03	-	-	-	<0.03	<0.03	-
	Quinclorac	µg/L				-	-	-	-	-	-	-	<0.02	-	-	-	<0.02	<0.02	-
	Quinoxyfen	µg/L				-	-	-	-	-	-	-	<0.04	-	-	-	<0.04	<0.04	-
	Savey	µg/L				-	-	-	-	-	-	-	<0.02	-	-	-	<0.02	<0.02	-
	Sethoxydim	µg/L				-	-	-	-	-	-	-	<0.02	-	-	-	<0.02	<0.02	-
	Simazine	µg/L	0.01		1[#2]	-	-	-	-	-	-	-	<0.01	-	-	-	<0.01	<0.01 - 0.0172	-
	Tebuthiuron	µg/L				-	-	-	-	-	-	-	<0.02	-	-	-	<0.02	<0.02	-
	Terbutryn	µg/L	0.01			-	-	-	-	-	-	-	<0.01	-	-	-	<0.01	<0.01	-
	Terbutylazine	µg/L				-	-	-	-	-	-	-	<0.01	-	-	-	<0.01	<0.01	-
	Phosalone	µg/L	0.01			-	-	-	-	-	-	-	<0.01	-	-	-	<0.01	<0.01	-
	Phosphamidon	µg/L	0.01			-	-	-	-	-	-	-	<0.01	-	-	-	<0.01	<0.01	-
	Thiobencarb	µg/L				-	-	-	-	-	-	-	<0.01	-	-	-	<0.01	<0.01	-
	Thiophanate-methyl	µg/L				-	-	-	-	-	-	-	<0.03	-	-	-	<0.03	<0.03	-
	Triadimefon	µg/L	0.01			-	-	-	-	-	-	-	<0.01	-	-	-	<0.01	<0.01	-
	Triadimenol	µg/L				-	-	-	-	-	-	-	<0.01	-	-	-	<0.01	<0.01	-
	Triallate	µg/L	0.01		0.25[#3]	-	-	-	-	-	-	-	<0.05	-	-	-	<0.05	<0.05	-
	Triasulfuron	µg/L				-	-	-	-	-	-	-	<0.02	-	-	-	<0.02	<0.02	-
	Tributyl phosphate	µg/L	0.05		50[#3]	-	-	-	-	-	-	-	-	-	-	-	-	-	-
	Triclopyr	µg/L				-	-	-	-	-	-	-	<0.03	-	-	-	<0.03	<0.03	-
	Triclosan	µg/L				-	-	-	-	-	-	-	<0.1	-	-	-	<0.75	<0.5	-
	Trifluralin	µg/L	0.01		0.03[#2]	-	-	-	-	-	-	-	<0.01	-	-	-	<0.01	<0.01	-
	Tebuconazole	µg/L				-	-	-	-	-	-	-	<0.01	-	-	-	<0.01	<0.01	-
	Telodrin	µg/L	0.01			-	-	-	-	-	-	-	<0.01	-	-	-	<0.01	<0.01	-
	Triazophos	µg/L	0.01		0.005[#3]	-	-	-	-	-	-	-	<0.02	-	-	-	<0.02	<0.02	-
	Tricyclazole	µg/L				-	-	-	-	-	-	-	<0.01	-	-	-	<0.01	<0.01	-
Surrogate	Surrogate Value	%				-	-	-	-	-	-	-	-	-	-	-	-	-	-
SVOC TIC	SVOC TICS - Detect	Detect				-	-	-	-	-	-	-	1	-	-	-	-	-	-
	SVOC Tentatively Identified Compounds	µg/L	10			-	-	-	-	-	-	-	127	-	-	-	-	-	-
VOC TIC	VOC TICs - Detect	Detect				-	-	-	-	-	-	-	0	-	-	-	-	-	-
	VOC Tentatively Identified Compounds	µg/l	10			-	-	-	-	-	-	-	<10	-	-	-	-	-	-
Other	Biochemical Oxygen Demand (5-day test)	µg/L	1000			<1000	-	-	-	-	-	2500	-	-	-	-	-	-	-
	Redox	mV				-	-	-	-	-	-	-	-	-	-	-	-	-	-
	Salinity (no units)	PSS-78				-	-	<2	-	-	-	-	-	-	-	-	-	-	-
	Conductivity @ 20oC	µS/cm	5			760	743	815	747	731	1260	678	636	652	671	404	491	518	765
	Total Dissolved Solids (Filtered)	mg/L	10			-	-	599	-	-	-	-	-	-	-	-	-	-	-
	Biological Oxygen Demand	mg/L	1			-	-	7.8	7.13	<1	>51.6	-	23.7	9.93	-	98	37.2	35.3	<1
	Chemical Oxygen Demand	mg/L	7			10.6	-	78.1	50	14.9	774	16	93.9	20	-	210	93.7	85.7	<7

					Investigation Phase	LTM	LTM	GI	GI	GI	GI	LTM	GI	LTM	LTM	GI	GI	GI	GI
					Location_Code	OH20001	OH20001	OH20001	OH20001	OH20001	OH20002	OH20002	OH20002	OH20002	OH20002	OH20002	OH20002	OH20002	OH20003
					Sampled_Date	08/10/2020	24/11/2020	24/01/2020	04/03/2020	11/03/2020	22/01/2020	08/10/2020	04/03/2020	11/06/2020	24/11/2020	21/04/2020	11/03/2020	11/03/2020	17/04/2020
					Sample_Depth	4.70	8.64	9.00	9.00	9.50	7.70	8.21	8.50	9.00	9.50	9.00	9.50	9.50	10.00
				UK Drinking Water Standards (GAC)	UK Freshwater EQS (GAC)														
Chem_Group	**ChemName**	**output unit**	**EQL**																
	Dissolved Organic Carbon (Filtered)	µg/L	3000			<3000	-	<3000	5290	<3000	322,000	3510	15,000	7860	-	43,100	29,900	27,900	<3000
	pH (Lab)	pH_Units	1	6.5-9.5[#1]	6-9(MAC)[#39]	6.31	-	6.8	7.58	6.56	11.4	6.97	7.34	7.16	-	9.32	7.99	7.96	6.53

Environmental Standards Comments
#1:Water Supply (Water Quality) Regulations 2016.
#2:Water Framework Directive (Standards and Classification) Directions (England and Wales) 2015.
#3:Operational Targets and EQS. EA, April 2018
#4:Water Framework Directive (Standards & Classification) Directions (England & Wales) 2015. Dissolved fraction. Lowest criteria presented (<40mg/l of CaCO3). See 'further assessment' if criteria exceeded and hardness (CaCO3) data available.
#5:Water Framework Directive (Standards & Classification) Directions (England & Wales) 2015. Dissolved fraction.
#6:Water Framework Directive (Standards and Classification) Directions (England and Wales) 2015. Dissolved Fraction. If hexavalent chromium (CrVI) data is available, a value of 4.7µg/l may be appropriate for the remaining trivalent chromium (CrIII).
#7:Operational Targets and EQS. EA, April 2018. Dissolved fraction.
#8:Water Framework Directive (Standards & Classification) Directions (England & Wales) 2015. Dissolved & bioavailable (bio) fraction plus background. M-BAT tool to assess: http://wfduk.org/resources/rivers-lakes-metal-bioavailability-assessment-tool-m-bat
#9:Water Framework Directive (Standards & Classification) Directions (England & Wales) 2015. Bioavailable (bio) fraction. M-BAT tool to assess: http://wfduk.org/resources/rivers-lakes-metal-bioavailability-assessment-tool-m-bat
#10:Water Framework Directive (Standards and Classification) Directions (England and Wales) 2015. Dissolved Fraction. MAC adopted in absence of AA value.
#11:Guidelines for Drinking-water Quality, 4th Edition. WHO, 2011. Based on taste rather than a formal guideline.
#12:Water Framework Directive (Standards and Classification) Directions (England and Wales) 2015. Indicator of 'good' status (90%ile) - Ammonia standard for lakes and rivers (total ammonia as nitrogen).
#13:Operational Targets and EQS. EA, April 2018. Dissolved fraction. Lowest criteria presented (<50 mg/l CaCO3). See 'further assessment' values if criteria exceeded and hardness (CaCO3) data available.
#14:Water Supply (Water Quality) Regulations 2016. As NO3.
#15:Water Supply (Water Quality) Regulations 2016. As SO4.
#16:Water Supply (Water Quality) Regulations 2016. Value of 0.1µg/l for PAH split between four individual PAH. Requires summation of benzo(b)fluoranthene, benzo(k)fluoranthene, benzo(ghiperylene and indeno(123cd)pyrene to use 0.1µg/l value.
#17:Water Framework Directive (Standards and Classification) Directions (England and Wales) 2015. Benzo(a)pyrene can be considered as a marker for other PAH for comparison with the corresponding AA-EQS in water.
#18:No UK DWS for total petroleum hydrocarbons (TPH), or speciated TPH fractions. A value of 10 µg/l is adopted for sum TPH based on the rescinded Private Water Supply Regulations, 1991.
#19:No UK EQS for total petroleum hydrocarbons (TPH), or speciated TPH fractions. A value of 50 µg/l is adopted for sum TPH protection of surface water based on 50µg/l-1000µg/l (Surface Waters (Abstraction for Drinking Water) Regulations 1989).
#20:Guidelines for Drinking-water Quality, 4th Edition. WHO, 2011
#21:Proposed Environmental Quality Standard, in absence of legislative standard (Ayscough et al., 2002). https://assets.publishing.service.gov.uk/government/uploads/system/uploads/attachment_data/file/291223/sp2-115-tr4-e-e.pdf
#22:Guidelines for Drinking-water Quality, 4th Edition. WHO, 2011. Value of 500µg/l for sum xylenes split between isomers. Requires summation of m,p & o isomers to use 500µg/l value.
#23:Operational Targets and EQS. EA, April 2018. Value of 30µg/l for sum xylenes split between isomers. Requires summation of m,p & o isomers to use 30µg/l value.
#24:The taste and odour threshold of 15µg/l is commonly adopted as a guide.
#25:The taste and odour threshold of 15µg/l is commonly adopted as a guide. In situations where there is no risk to a drinking water supply or aquifer, a PNEC value of 2,600µg/l may be used.
#26:Water Framework Directive (Standards and Classification) Directions (England and Wales) 2015. Value of 140µg/l for tetrachloroethane split between 2 isomers. Requires summation of 2 isomers to use 140µg/l value.
#27:Guidelines for Drinking-water Quality, 4th Edition. WHO, 2011. In Scotland a value of 200µg/l is used (WAT-PS-10-01).
#28:US EPA Regional Screening Levels, May 2019. https://www.epa.gov/risk/regional-screening-levels-rsls-generic-tables
#29:Guidelines for Drinking-water Quality, 4th Edition. WHO, 2011. In Scotland a value of 7µg/l is used (WAT-PS-10-01).
#30:Water Supply (Water Quality) Regulations 2016. Value of 100µg/l for sum trihalomethanes split between individual compounds. Requires summation of chloroform, bromoform, chlorodibromomethane and bromodichloromethane to use 100µg/l value.
#31:Guidelines for Drinking-water Quality, 4th Edition. WHO, 2011. Value of 50µg/l for sum cis & trans-DCE split between isomers. Requires summation of cis & trans-DCE isomers to use 50µg/l value.
#32:Water Supply (Water Quality) Regulations 2016. Value of 10µg/l for sum of TCE & PCE split between individual compounds. Requires summation of TCE & PCE to use 10µg/l value.
#33:Water Framework Directive (Standards and Classification) Directions (England and Wales) 2015. Value of 0.4µg/l for sum isomers split between 3 isomers. Requires summation of isomers to use 0.4µg/l value.
#34:Water Framework Directive (Standards and Classification) Directions (England and Wales) 2015. Value of 20µg/l for sum isomers split between 3 isomers. Requires summation of isomers to use 20µg/l value.
#35:Position statement (WAT-PS-10-01), SEPA August 2014.
#36:Water Framework Directive (Standards and Classification) Directions (England and Wales) 2015. Value of 0.025µg/l for sum DDT isomers split between 4 isomers. Requires summation of 4 isomers to use 0.025µg/l value.
#37:Water Framework Directive (Standards and Classification) Directions (England and Wales) 2015. Value of 0.01µg/l for sum isomers split between 4 isomers. Requires summation of isomers to use 0.01µg/l value.
#38:Water Framework Directive (Standards and Classification) Directions (England and Wales) 2015. Relates to p,p-DDT (CAS 50-29-3)
#39:Operational Targets and EQS. EA, April 2018. Maximum Allowable Concentration (MAC) adopted in absence of Annual Average (AA) value.

Key

<2.5	Result MDL exceeds GAC
16.1	Result exceeds GAC
-	Determinand not tested for

Notes
Where a range is given the determinand has been analysed for by more than one method

					Investigation Phase	GI	LTM	LTM	GI	LTM	LTM	GI	LTM	GI	LTM	GI	LTM	GI	GI
					Location_Code	OH20003	OH20003	OH20003	OH20003	OH20003	OH20003	OH20004	OH20004	OH20004	OH20004	OH20004	OH20004	OH20005	OH20005
					Sampled_Date	23/01/2020	08/10/2020	11/06/2020	11/03/2020	24/11/2020	24/11/2020	27/01/2020	08/10/2020	03/03/2020	17/06/2020	20/04/2020	19/11/2020	17/04/2020	24/01/2020
					Sample_Depth	7.00	7.59	9.00	9.00	0.00	7.38	3.22	4.92	6.00	7.50	8.00	4.74	10.50	4.90
				UK Drinking Water Standards (GAC)	UK Freshwater EQS (GAC)														
Chem_Group	**ChemName**	**output unit**	**EQL**																
Metals	Antimony	µg/L	4	5[#1]		-	-	-	-	-	-	-	-	-	-	-	-	-	-
	Arsenic	µg/L	2	10[#1]	50[#2]	23.6	8.73	3.15	-	-	-	66.9	<2	-	3.17	-	-	-	58.8
	Arsenic (Filtered)	µg/L	0.5	10[#1]	50[#2]	1.24	0.681	1.3	0.846	-	-	<0.5	0.944	1.4	2.51	2.44	-	23.3	1.43
	Boron	µg/L	20	1000[#1]	2000[#3]	56.3	69.4	49.6	-	-	-	<120	49.6	-	26.3	-	-	-	35.3
	Boron (Filtered)	µg/L	10	1000[#1]	2000[#3]	56.7	-	-	59.2	-	-	-	-	34.3	-	42.3	-	42.8	26.1
	Cadmium	µg/L	0.5	5[#1]	0.08[#4]	<0.5	<0.5	<0.5	-	-	-	<3	<0.5	-	<0.5	-	-	-	<0.5
	Cadmium (Filtered)	µg/L	0.08	5[#1]	0.08[#4]	<0.08	<0.08	<0.08	0.0834	-	-	<0.08	<0.08	<0.08	<0.08	<0.08	-	0.208	<0.08
	Chromium (hexavalent) (Filtered)	µg/L	3		3.4[#5]	<3	<3	<3	<3	-	-	<3	<3	<3	<3	<3	-	<15	<15
	Chromium	µg/L	3	50[#1]	3.4[#6]	56.2	18.1	4.33	-	-	-	153	<3	-	<3	-	-	-	74
	Chromium (Filtered)	µg/L	1	50[#1]	3.4[#6]	13.8	<1	<1	<1	-	-	<1	<1	<1	<1	<1	-	7.39	<1
	Chromium (Trivalent) (Filtered)	µg/L	3		4.7[#5]	13.8	<3	<3	<3	-	-	<3	<3	<3	<3	<3	-	7.39	<3
	Cobalt (Filtered)	µg/L	0.5		3[#7]	11.6	0.522	1.74	6.23	-	-	1.29	1.67	2.44	2.72	<0.5	-	<0.5	0.831
	Copper	µg/L	1	2000[#1]	1(bio)[#8]	37.4	8.16	2.22	-	-	-	101	<1	-	<1	-	-	-	42
	Copper (Filtered)	µg/L	0.3	2000[#1]	1(bio)[#8]	8.46	0.706	0.412	0.595	-	-	1.02	0.657	<0.3	<0.3	<0.3	-	2.76	1.24
	Iron (Filtered)	µg/L	19	200[#1]	1000[#2]	3940	<19	<19	116	<19	<19	90.3	219	998	799	168	244	<19	<19
	Lead	µg/L	1	10[#1]	1.2(bio)[#8]	32.3	-	-	-	-	-	114	-	-	-	-	-	-	36.4
	Lead (Filtered)	µg/L	0.2	10[#1]	1.2(bio)[#8]	3.33	<0.2	<0.2	<0.2	-	-	0.582	<0.2	<0.2	<0.2	<0.2	-	0.347	<0.2
	Manganese	µg/L	1	50[#1]	123(bio)[#9]	408	80.4	51.7	-	-	-	6000	415	-	743	-	-	-	877
	Manganese (Filtered)	µg/L	3	50[#1]	123(bio)[#9]	255	18.9	34.3	139	14.4	16	282	345	328	723	483	493	<3	120
	Mercury	µg/L	0.02	1[#1]	0.07(MAC)[#10]	0.0648	<0.02	<0.02	-	-	-	0.148	<0.02	-	<0.02	-	-	-	0.0356
	Mercury (Filtered)	µg/L	0.01	1[#1]	0.07(MAC)[#10]	<0.01	<0.01	<0.01	<0.01	-	-	<0.01	<0.01	<0.01	<0.01	<0.01	-	0.0129	<0.01
	Molybdenum	µg/L	9	70[#11]		-	-	-	-	-	-	-	-	-	-	-	-	-	-
	Nickel	µg/L	1	20[#1]	4(bio)[#8]	65.7	17.1	9.36	-	-	-	198	2.46	-	3.71	-	-	-	106
	Nickel (Filtered)	µg/L	0.4	20[#1]	4(bio)[#8]	9.57	5.51	7.19	9.04	-	-	1.42	2.47	4.72	2.97	1.13	-	15.5	1.69
	Selenium	µg/L	1	10[#1]		2.14	1.36	<1	-	-	-	7.19	<1	-	<1	-	-	-	27.4
	Selenium (Filtered)	µg/L	1	10[#1]		<1	-	-	<1	-	-	<1	-	2.91	-	<1	-	21.7	19.6
	Strontium (Filtered)	µg/L	1			316	-	-	-	-	-	-	-	-	-	-	-	-	546
	Vanadium	µg/L	5		20[#12]	-	-	-	-	-	-	-	-	-	-	-	-	-	-
	Zinc	µg/L	5	3000[#11]	10.9(bio)[#8]	336	67.7	24	-	-	-	868	<5	-	9.02	-	-	-	212
	Zinc (Filtered)	µg/L	1	3000[#11]	10.9(bio)[#8]	234	-	-	22.4	-	-	8.06	-	2.39	-	<1	-	2.13	<1
Inorganics	Total Hardness	mg/l	0.35			348	325	315	327	307	306	1790	403	464	499	536	455	247	521
	Alkalinity (Bicarbonate as CaCO3)	mg/L	2			157	120	109	130	131	126	671	254	455	291	444	397	1200	620
	Alkalinity (Bicarbonate) as HCO3	mg/L	2			192	-	133	159	-	-	819	-	555	355	541	-	<2	756
	Alkalinity (total) as CaCO3	mg/L	2			-	-	-	-	107	103	-	-	-	-	-	325	-	-
	Ammoniacal Nitrogen as N (Filtered)	mg/L	0.01		0.6[#12]	0.157	0.0173	0.0572	0.0304	-	-	0.0701	0.119	0.11	0.776	1.19	-	0.56	0.183
	Ammoniacal Nitrogen as NH3 (Filtered)	mg/L	0.01			-	-	-	-	<0.01	<0.01	-	-	-	-	-	0.137	-	-
	Bromide (Filtered)	mg/L	0.06			0.214	-	-	-	-	-	-	-	-	-	-	-	-	0.906
	Calcium (Filtered)	mg/L	0.2			106	98.8	97.3	93	96.1	102	164	144	153	175	173	176	18.4	92.4
	Chloride (Filtered)	mg/L	2	250[#1]	250[#3]	76.2	53.7	66.9	72.8	64	67	47.7	22.3	61.4	55.5	45.3	36.7	148	180
	Cyanide (Free) (Filtered)	µg/L	2.5	50[#1]	1[#2]	<2.5	<2.5	<2.5	<2.5	-	-	<2.5	<2.5	<2.5	<2.5	<2.5	-	<2.5	<2.5
	Cyanide Total (Filtered)	µg/L	5	50[#1]	1[#2]	<5	<5	<5	<5	-	-	<5	<5	<5	<5	<5	-	<5	<5
	cyanides-complex (Filtered)	µg/L	5	50[#1]	1[#2]	<5	<5	<5	<5	-	-	<5	<5	<5	<5	<5	-	<5	<5
	Fluoride (Filtered)	µg/L	500	1500[#1]	1000[#13]	<500	<500	<500	<500	-	-	<500	<500	<500	<500	<500	-	667	<500
	Iodide	mg/L				<0.1	-	-	-	-	-	-	-	-	-	-	-	-	<0.1
	Magnesium (Filtered)	mg/L	0.036			16.6	16.6	19	16.8	16.9	17.7	12.8	10.4	13.9	15.2	14.9	13.9	<0.036	15.7
	Nitrate (as N) (Filtered)	mg/L	0.0677			-	-	-	-	-	-	-	-	-	-	-	-	-	-
	Nitrate (as NO3-) (Filtered)	mg/L	0.3	50(NO3)[#14]		78	91.5	75.3	72.4	73.8	72.2	2.41	63.1	23.5	54	28.5	65.6	7.97	10.5
	Phosphorus	µg/L	20			-	482	177	-	-	-	-	27	-	96.6	-	-	-	-
	Phosphorus (Filtered)	µg/L	10			-	112	103	-	-	-	-	21.8	-	37.6	-	-	-	-
	Potassium (Filtered)	mg/L	0.2			17.1	17.3	18.2	15.4	16.2	17	7.98	7.43	8.28	9.37	7.26	7.24	26	19.5
	Sodium (Filtered)	mg/L	0.076	200[#1]		55.2	33.3	44.1	42.5	37.5	39.8	53	32.4	154	34.8	56.8	28	666	458
	Sulphate (Filtered)	mg/L	2	250(SO4)[#15]	400[#3]	149	147	168	146	165	173	185	140	174	169	97.7	162	190	727
	Orthophosphate as P (Filtered)	µg/L	20			-	-	-	39.8	-	-	-	-	<20	-	<20	<20	81.9	-
PAH	Naphthalene	µg/L	0.01		2[#2]	<0.01	0.0106	<0.01	<0.02	-	-	0.0798	<1 - 0.0203	<1 - 0.029	0.0378	0.0259	-	0.117	0.422
	Acenaphthene	µg/L	0.005		No UK EQS	<0.005	<0.005	<0.005	<0.01	-	-	0.0803	<1 - 0.024	<4 - 0.0151	0.0303	<0.005	-	0.0201	0.066
	Acenaphthylene	µg/L	0.005		No UK EQS	<0.005	<0.005	<0.005	<0.01	-	-	<0.005	<1 - 0.0296	<0.005	<0.005	<0.005	-	<0.01	<0.005
	Fluoranthene	µg/L	0.005		0.0063[#2]	0.168	<0.005	0.0056	<0.01	-	-	0.145	<1 - 0.00796	<4 - 0.00813	0.0109	<0.005	-	0.0266	0.174
	Anthracene	µg/L	0.005		0.1[#2]	0.00564	<0.005	<0.005	<0.01	-	-	0.0243	<1 - 0.0139	<0.005	0.0203	<0.005	-	<0.01	0.0241
	Phenanthrene	µg/L	0.005		No UK EQS	0.0372	<0.005	<0.005	<0.01	-	-	0.341	<1 - 0.0283	<4 - 0.0281	0.0662	<0.005	-	0.129	0.373
	Fluorene	µg/L	0.005		No UK EQS	<0.005	<0.005	<0.005	<0.01	-	-	0.067	<1 - 0.0177	<4 - 0.0127	0.0258	<0.005	-	0.0215	0.0583
	Chrysene	µg/L	0.005		No UK EQS	0.0629	<0.005	<0.005	<0.01	-	-	0.0391	<0.005	<0.005	<0.005	<0.005	-	<0.01	0.0313
	Pyrene	µg/L	0.005		No UK EQS	0.0994	<0.005	<0.005	0.02	-	-	0.093	<0.005	<4 - 0.00673	0.00598	<0.005	-	0.0113	0.0851
	Benzo(a)anthracene	µg/L	0.005		No UK EQS	0.0343	<0.005	<0.005	<0.01	-	-	0.036	<0.005	<0.005	<0.005	<0.005	-	<0.01	0.0212
	Benzo(b)fluoranthene	µg/L	0.005	0.025[#16]	See BaP[#17]	0.043	0.00587	<0.005	0.03	-	-	0.0329	<0.005	<0.005	<0.005	<0.005	-	<0.01	0.014
	Benzo(k)fluoranthene	µg/L	0.005	0.025[#16]	See BaP[#17]	0.0172	<0.005	<0.005	0.01	-	-	0.0107	<0.005	<0.005	<0.005	<0.005	-	<0.01	0.0057
	Benzo(a)pyrene	µg/L	0.002	0.01[#1]	0.00017[#17]	0.00924	0.00206	<0.002	0.01	-	-	0.022	<0.002	<0.002	<0.002	<0.002	-	<0.004	0.00442
	Dibenz(a,h)anthracene	µg/L	0.005		No UK EQS	<0.005	<0.005	<0.005	<0.01	-	-	0.00584	<0.005	<0.005	<0.005	<0.005	-	<0.01	<0.005
	Benzo(g,h,i)perylene	µg/L	0.005	0.025[#16]	See BaP[#17]	0.0141	<0.005	<0.005	<0.01	-	-	0.0336	<0.005	<0.005	<0.005	<0.005	-	<0.01	0.0116
	Indeno(1,2,3-c,d)pyrene	µg/L	0.005	0.025[#16]	See BaP[#17]	0.00947	<0.005	<0.005	<0.01	-	-	0.0362	<0.005	<0.005	<0.005	<0.005	-	<0.01	0.0107
	PAH 16 Total	µg/L	0.082			0.501	<0.082	<0.082	<0.164	-	-	1.05	0.142	0.0998	0.197	<0.082	-	0.325	1.3

						Investigation Phase	GI	LTM	LTM	GI	LTM	LTM	GI	LTM	GI	LTM	GI	LTM	GI	GI
						Location_Code	OH20003	OH20003	OH20003	OH20003	OH20003	OH20003	OH20004	OH20004	OH20004	OH20004	OH20004	OH20004	OH20004	OH20005	OH20005
						Sampled_Date	23/01/2020	08/10/2020	11/06/2020	11/03/2020	24/11/2020	24/11/2020	27/01/2020	08/10/2020	03/03/2020	17/06/2020	20/04/2020	19/11/2020	17/04/2020	24/01/2020
						Sample_Depth	7.00	7.59	9.00	9.00	0.00	7.38	3.22	4.92	6.00	7.50	8.00	4.74	10.50	4.90
Chem_Group	ChemName	output unit	EQL	UK Drinking Water Standards (GAC)	UK Freshwater EQS (GAC)															
TPH CWG	>C5-C6 Aliphatics	µg/L	10	See TPH	See TPH	<10	<10	<10	<10	-	-	<10	<10	26	<10	<10	-	82	29
	>C6-C8 Aliphatics	µg/L	10	See TPH	See TPH	<10	<10	<10	<10	-	-	<10	<10	90	<10	13	-	732	373
	>C8-C10 Aliphatics	µg/L	10	See TPH	See TPH	<10	<10	<10	<10	-	-	<10	<10	44	<10	10	-	736	143
	>C10-C12 Aliphatics	µg/L	10	See TPH	See TPH	<10	<10	<10	<10	-	-	<10	<10	21	<10	<10	-	142	47
	>C12-C16 Aliphatics	µg/L	10	See TPH	See TPH	<10	<10	<10	<20	-	-	<10	<10	<10	<10	<10	-	<20	<10
	>C16-C21 Aliphatics	µg/L	10	See TPH	See TPH	<10	<10	<10	<20	-	-	<10	<10	<10	<10	<10	-	<20	24
	>C21-C35 Aliphatics	µg/L	10	See TPH	See TPH	<10	<10	<10	<20	-	-	<10	<10	<10	<10	<10	-	<20	16
	>C16-C35 Aliphatics	µg/L	10			<10	<10	<10	<20	-	-	<10	<10	<10	<10	<10	-	<20	40
	Total Aliphatics >C12-C35	µg/L	10			<10	<10	<10	<20	-	-	<10	<10	<10	<10	<10	-	<20	40
	>EC5-EC7 Aromatics	µg/L	10	See TPH	See TPH	-	-	-	-	-	-	-	-	-	-	-	-	-	-
	>EC6-EC7 Aromatics	µg/L	10			<10	<10	<10	<10	-	-	<10	<10	<10	<10	<10	-	<10	<10
	>EC7-EC8 Aromatics	µg/L	10	See TPH	See TPH	<10	<10	<10	<10	-	-	<10	<10	<10	<10	<10	-	<10	<10
	>EC8-EC10 Aromatics	µg/L	10	See TPH	See TPH	<10	<10	<10	<10	-	-	<10	<10	47	<10	<10	-	647	159
	>EC10-EC12 Aromatics	µg/L	10	See TPH	See TPH	<10	<10	<10	<10	-	-	<10	<10	14	<10	<10	-	95	32
	>EC12-EC16 Aromatics	µg/L	10	See TPH	See TPH	<10	<10	<10	<20	-	-	<10	<10	<10	<10	<10	-	<20	<10
	>EC16-EC21 Aromatics	µg/L	10	See TPH	See TPH	<10	<10	<10	<20	-	-	<10	<10	<10	<10	<10	-	<20	26
	>EC21-EC35 Aromatics	µg/L	10	See TPH	See TPH	<10	<10	<10	<20	-	-	<10	<10	<10	<10	<10	-	<20	<10
	Total Aromatics >EC12-EC35	µg/L	10			<10	<10	<10	<20	-	-	<10	<10	<10	<10	<10	-	<20	26
	TPH >C5-C35 Aliphatics/Aromatics	µg/L	10	|10[#18]	|50[#19]	<10	<10	<10	<20	-	-	14	<10	246	<10	30	-	2430	850
TPH	>C8-C10	µg/L	10			-	-	-	-	-	-	-	-	-	-	-	-	-	-
	GRO >C7-8	µg/L	10			-	-	-	-	-	-	-	-	-	-	-	-	-	-
	EPH/TPH >C10-12	µg/L	200			-	-	-	-	-	-	-	-	-	-	-	-	-	-
	EPH/TPH >C12-16	µg/L	200			-	-	-	-	-	-	-	-	-	-	-	-	-	-
	EPH/TPH >C16-21	µg/L	200			-	-	-	-	-	-	-	-	-	-	-	-	-	-
	EPH/TPH >C35-40	µg/L	200			-	-	-	-	-	-	-	-	-	-	-	-	-	-
	EPH >C10-40	µg/L	200			-	-	-	-	-	-	-	-	-	-	-	-	-	-
	EPH/TPH >C21-28	µg/L	200			-	-	-	-	-	-	-	-	-	-	-	-	-	-
	EPH/TPH >C28-35	µg/L	200			-	-	-	-	-	-	-	-	-	-	-	-	-	-
	Total EPH C6-40	µg/L	100			-	-	-	-	-	-	-	-	-	-	-	-	-	-
	GRO >C5-12	µg/L	50			<50	<50	<50	<50	-	-	<50	<50	246	<50	<50	-	2430	784
	GRO>C10-12	µg/L	10			-	-	-	-	-	-	-	-	-	-	-	-	-	-
	GRO >C5-6	µg/L	10			-	-	-	-	-	-	-	-	-	-	-	-	-	-
	GRO >C6-7	µg/L	10			-	-	-	-	-	-	-	-	-	-	-	-	-	-
BTEX and MTBE	Benzene	µg/L	1	1[#1]	10[#2]	<7	<7	<7	<7	-	-	<7	<1	<1	<7	<7	-	<7	<7
	Toluene	µg/L	1	700[#20]	74[#2]	<4	<4	<4	<4	-	-	<4	<1	<1	<4	<4	-	<4	<4
	Ethylbenzene	µg/L	1	300[#20]	20[#21]	<5	<5	<5	<5	-	-	<5	<1	<1 - 10	<5	<5	-	97	62
	Xylene (m & p)	µg/L	1	250[#22]	15[#23]	<8	<8	<8	<8	-	-	<8	<1	<1	<8	<8	-	<8	<8
	Xylene (o)	µg/L	1	250[#22]	15[#23]	<3	<3	<3	<3	-	-	<3	<1	<1 - 7	<3	<3	-	59	<3
	Xylene Total	µg/L	2	500[#20]	30[#3]	<11	<11	<11	<11	-	-	<11	<2	<2	<11	<11	-	59	<11
	MTBE	µg/L	1	15[#24]	15[#25]	<3	<3	<3	<3	-	-	<3	<1	<1	<3	<3	-	<3	<3
	Total BTEX	µg/L	28			<28	<28	<28	<28	-	-	<28	<28	<28	<28	<28	-	156	62
VOC	Styrene	µg/L	1		50[#3]	-	-	-	-	-	-	-	<1	<1	-	-	-	-	-
	cis-1,3-dichloropropene	µg/L	1			-	-	-	-	-	-	-	<1	<1	-	-	-	-	-
	trans-1,3-dichloropropene	µg/L	1			-	-	-	-	-	-	-	<1	<1	-	-	-	-	-
	1,1,1,2-tetrachloroethane	µg/L	1		70[#26]	-	-	-	-	-	-	-	<1	<1	-	-	-	-	-
	1,1,1-trichloroethane	µg/L	1	2000[#27]	100[#3]	-	-	-	-	-	-	-	<1	<1	-	-	-	-	-
	1,1,2,2-tetrachloroethane	µg/L	1		70[#26]	-	-	-	-	-	-	-	<1	<1	-	-	-	-	-
	1,1,2-trichloroethane	µg/L	1		400[#3]	-	-	-	-	-	-	-	<1	<1	-	-	-	-	-
	1,1-dichloroethane	µg/L	1	2.8[#28]		-	-	-	-	-	-	-	<1	<1	-	-	-	-	-
	1,1-dichloroethene	µg/L	1	140[#29]		-	-	-	-	-	-	-	<1	<1	-	-	-	-	-
	1,1-dichloropropene	µg/L	1			-	-	-	-	-	-	-	<1	<1	-	-	-	-	-
	1,2,3-trichloropropane	µg/L	1			-	-	-	-	-	-	-	<1	<1	-	-	-	-	-
	1,2,4-trimethylbenzene	µg/L	1			-	-	-	-	-	-	-	<1	<1	-	-	-	-	-
	1,2-dibromo-3-chloropropane	µg/L	1			-	-	-	-	-	-	-	<1	<1	-	-	-	-	-
	1,2-dibromoethane	µg/L	1			-	-	-	-	-	-	-	<1	<1	-	-	-	-	-
	1,2-dichloroethane	µg/L	1	3[#1]	10[#2]	-	-	-	-	-	-	-	<1	<1	-	-	-	-	-
	1,2-dichloropropane	µg/L	1			-	-	-	-	-	-	-	<1	<1	-	-	-	-	-
	1,3,5-trimethylbenzene	µg/L	1			-	-	-	-	-	-	-	<1	<1	-	-	-	-	-
	1,3-dichloropropane	µg/L	1			-	-	-	-	-	-	-	<1	<1	-	-	-	-	-
	2,2-dichloropropane	µg/L	1			-	-	-	-	-	-	-	<1	<1	-	-	-	-	-
	2-chlorotoluene	µg/L	1			-	-	-	-	-	-	-	<1	<1	-	-	-	-	-
	4-chlorotoluene	µg/L	1			-	-	-	-	-	-	-	<1	<1	-	-	-	-	-
	Bromobenzene	µg/L	1			-	-	-	-	-	-	-	<1	<1	-	-	-	-	-
	Bromochloromethane	µg/L	1			-	-	-	-	-	-	-	<1	<1	-	-	-	-	-
	Bromodichloromethane	µg/L	1	25[#30]		-	-	-	-	-	-	-	<1	<1	-	-	-	-	-
	Bromoform	µg/L	1	25[#30]		-	-	-	-	-	-	-	<1	<1	-	-	-	-	-
	Bromomethane	µg/L	1			-	-	-	-	-	-	-	<1	<1	-	-	-	-	-
	Carbon disulfide	µg/L	1			-	-	-	-	-	-	-	<1	<1	-	-	-	-	-
	Carbon tetrachloride	µg/L	1	3[#1]	12[#2]	-	-	-	-	-	-	-	<1	<1	-	-	-	-	-

					Investigation Phase	GI	LTM	LTM	GI	LTM	LTM	GI	LTM	GI	LTM	GI	LTM	GI	GI
					Location_Code	OH20003	OH20003	OH20003	OH20003	OH20003	OH20003	OH20004	OH20004	OH20004	OH20004	OH20004	OH20004	OH20005	OH20005
					Sampled_Date	23/01/2020	08/10/2020	11/06/2020	11/03/2020	24/11/2020	24/11/2020	27/01/2020	08/10/2020	03/03/2020	17/06/2020	20/04/2020	19/11/2020	17/04/2020	24/01/2020
					Sample_Depth	7.00	7.59	9.00	9.00	0.00	7.38	3.22	4.92	6.00	7.50	8.00	4.74	10.50	4.90
Chem_Group	ChemName	output unit	EQL	UK Drinking Water Standards (GAC)	UK Freshwater EQS (GAC)														
	Chlorodibromomethane	µg/L	1	25[#30]		-	-	-	-	-	-	-	<1	<1	-	-	-	-	-
	Chloroethane	µg/L	1			-	-	-	-	-	-	-	<1	<1	-	-	-	-	-
	Chloroform	µg/L	1	25[#30]	2.5[#2]	-	-	-	-	-	-	-	<1	<1	-	-	-	-	-
	Chloromethane	µg/L	1			-	-	-	-	-	-	-	<1	<1	-	-	-	-	-
	cis-1,2-dichloroethene	µg/L	1	25[#31]		-	-	-	-	-	-	-	<1	<1	-	-	-	-	-
	Dibromomethane	µg/L	1			-	-	-	-	-	-	-	<1	<1	-	-	-	-	-
	Dichlorodifluoromethane	µg/L	1			-	-	-	-	-	-	-	<1	<1	-	-	-	-	-
	Dichloromethane	µg/L	3		20[#2]	-	-	-	-	-	-	-	<3	<3	-	-	-	-	-
	Isopropylbenzene	µg/L	1			-	-	-	-	-	-	-	<1	<1	-	-	-	-	-
	n-butylbenzene	µg/L	1			-	-	-	-	-	-	-	<1	<1	-	-	-	-	-
	n-propylbenzene	µg/L	1			-	-	-	-	-	-	-	<1	<1	-	-	-	-	-
	p-isopropyltoluene	µg/L	1			-	-	-	-	-	-	-	<1	<1	-	-	-	-	-
	sec-butylbenzene	µg/L	1			-	-	-	-	-	-	-	<1	<1	-	-	-	-	-
	Trichloroethene	µg/L	1	5[#32]	10[#2]	-	-	-	-	-	-	-	<1	<1	-	-	-	-	-
	tert-butylbenzene	µg/L	1			-	-	-	-	-	-	-	<1	<1	-	-	-	-	-
	Tetrachloroethene	µg/L	1	5[#32]	10[#2]	-	-	-	-	-	-	-	<1	<1	-	-	-	-	-
	trans-1,2-dichloroethene	µg/L	1	25[#31]		-	-	-	-	-	-	-	<1	<1	-	-	-	-	-
	Trichlorofluoromethane	µg/L	1			-	-	-	-	-	-	-	<1	<1	-	-	-	-	-
	Vinyl chloride	µg/L	1	0.5[#1]		-	-	-	-	-	-	-	<1	<1	-	-	-	-	-
	tert-Amyl methyl ether	µg/L	1			-	-	-	-	-	-	-	<1	<1	-	-	-	-	-
VOC/SVOC	1,2,3-trichlorobenzene	µg/L	0.01		0.13[#33]	-	-	-	-	-	-	-	<1	<1	<0.01	-	-	-	-
	1,2,4-trichlorobenzene	µg/L	0.01		0.13[#33]	-	-	-	-	-	-	-	<1	<1	<0.01	-	-	-	-
	1,2-dichlorobenzene	µg/L	1		6.7[#34]	-	-	-	-	-	-	-	<1	<1	-	-	-	-	-
	1,3,5-Trichlorobenzene	µg/L	0.01		0.13[#33]	-	-	-	-	-	-	-	<1	<1	<0.01	-	-	-	-
	1,3-dichlorobenzene	µg/L	1		6.7[#34]	-	-	-	-	-	-	-	<1	<1	-	-	-	-	-
	1,4-dichlorobenzene	µg/L	1		6.7[#34]	-	-	-	-	-	-	-	<1	<1	-	-	-	-	-
	Chlorobenzene	µg/L	1	100[#35]		-	-	-	-	-	-	-	<1	<1	-	-	-	-	-
	Hexachlorobutadiene	µg/L	0.01		0.6(MAC)[#10]	-	-	-	-	-	-	-	<1	<1	<0.01	-	-	-	-
SVOC	4-bromophenyl phenyl ether	µg/L	1			-	-	-	-	-	-	-	<1	<4	-	-	-	-	-
	4-nitroaniline	µg/L	1			-	-	-	-	-	-	-	<1	<4	-	-	-	-	-
	4-nitrophenol	µg/L	1			-	-	-	-	-	-	-	<1	<4	-	-	-	-	-
	2,4,5-trichlorophenol	µg/L	1			-	-	-	-	-	-	-	<1	<4	-	-	-	-	-
	2,4,6-trichlorophenol	µg/L	1			-	-	-	-	-	-	-	<1	<4	-	-	-	-	-
	2,4-dichlorophenol	µg/L	1		4.2[#2]	-	-	-	-	-	-	-	<1	<4	-	-	-	-	-
	2,4-dimethylphenol	µg/L	1			-	-	-	-	-	-	-	<1	<4	-	-	-	-	-
	2,4-dinitrotoluene	µg/L	1			-	-	-	-	-	-	-	<1	<4	-	-	-	-	-
	2,6-dinitrotoluene	µg/L	1			-	-	-	-	-	-	-	<1	<4	-	-	-	-	-
	2-chloronaphthalene	µg/L	1			-	-	-	-	-	-	-	<1	<4	-	-	-	-	-
	2-chlorophenol	µg/L	1		50[#3]	-	-	-	-	-	-	-	<1	<4	-	-	-	-	-
	2-methylnaphthalene	µg/L	1			-	-	-	-	-	-	-	<1	<4	-	-	-	-	-
	2-methylphenol	µg/L	1			-	-	-	-	-	-	-	<1	<4	-	-	-	-	-
	2-nitroaniline	µg/L	1			-	-	-	-	-	-	-	<1	<4	-	-	-	-	-
	2-nitrophenol	µg/L	1			-	-	-	-	-	-	-	<1	<4	-	-	-	-	-
	3-nitroaniline	µg/L	1			-	-	-	-	-	-	-	<1	<4	-	-	-	-	-
	4,6-Dinitro-2-methylphenol	µg/L				-	-	-	<0.03	-	-	<0.03	-	<1.2	<0.03	<0.03	-	<1.2	-
	4-chloro-3-methylphenol	µg/L	1		40[#3]	-	-	-	-	-	-	-	<1	<4	-	-	-	-	-
	4-chloroaniline	µg/L	1			-	-	-	-	-	-	-	<1	<4	-	-	-	-	-
	4-chlorophenyl phenyl ether	µg/L	1			-	-	-	-	-	-	-	<1	<4	-	-	-	-	-
	4-methylphenol	µg/L	1			-	-	-	-	-	-	-	<1	6.07	-	-	-	-	-
	Azobenzene	µg/L	1			-	-	-	-	-	-	-	<1	<4	-	-	-	-	-
	Bis(2-chloroethoxy) methane	µg/L	1			-	-	-	-	-	-	-	<1	<4	-	-	-	-	-
	Bis(2-chloroethyl)ether	µg/L	1			-	-	-	-	-	-	-	<1	<4	-	-	-	-	-
	Bis(2-ethylhexyl) phthalate	µg/L	2		1.3[#2]	-	-	-	-	-	-	-	<2	<8	-	-	-	-	-
	Butyl benzyl phthalate	µg/L	1		7.5[#2]	-	-	-	-	-	-	-	<1	<4	-	-	-	-	-
	Carbazole	µg/L	1			-	-	-	-	-	-	-	<1	<4	-	-	-	-	-
	Dibenzofuran	µg/L	1			-	-	-	-	-	-	-	<1	<4	-	-	-	-	-
	Diethylphthalate	µg/L	1		200[#3]	-	-	-	-	-	-	-	<1	<4	-	-	-	-	-
	Dimethyl phthalate	µg/L	1		800[#3]	-	-	-	-	-	-	-	<1	<4	-	-	-	-	-
	Di-n-butyl phthalate	µg/L	1		8[#3]	-	-	-	-	-	-	-	<1	<4	-	-	-	-	-
	Di-n-octyl phthalate	µg/L	5		20[#3]	-	-	-	-	-	-	-	<5	<20	-	-	-	-	-
	Hexachlorobenzene	µg/L	0.01		0.05(MAC)[#10]	-	-	-	<0.01	-	-	<0.02	<1	<0.01	<0.01	<0.01	-	<0.01	-
	Hexachlorocyclopentadiene	µg/L	1			-	-	-	-	-	-	-	<1	<4	-	-	-	-	-
	Hexachloroethane	µg/L	1			-	-	-	-	-	-	-	<1	<4	-	-	-	-	-
	Isophorone	µg/L	1			-	-	-	-	-	-	-	<1	<4	-	-	-	-	-
	Nitrobenzene	µg/L	1			-	-	-	-	-	-	-	<1	<4	-	-	-	-	-
	N-nitrosodi-n-propylamine	µg/L	1			-	-	-	-	-	-	-	<1	<4	-	-	-	-	-
	Pentachlorobenzene	µg/L	0.01		0.007[#2]	-	-	-	<0.01	-	-	<0.01	-	<0.01	<0.01	<0.01	-	<0.01	-
	Pentachloronitrobenzene	µg/L	0.01			-	-	-	<0.01	-	-	<0.01	-	<0.01	<0.01	<0.01	-	<0.01	-
	Pentachlorophenol	µg/L	1		0.4[#2]	-	-	-	-	-	-	-	<1	<4	-	-	-	-	-

					Investigation Phase	GI	LTM	LTM	GI	LTM	LTM	GI	LTM	GI	LTM	GI	LTM	GI	GI
					Location_Code	OH20003	OH20003	OH20003	OH20003	OH20003	OH20003	OH20004	OH20004	OH20004	OH20004	OH20004	OH20004	OH20005	OH20005
					Sampled_Date	23/01/2020	08/10/2020	11/06/2020	11/03/2020	24/11/2020	24/11/2020	27/01/2020	08/10/2020	03/03/2020	17/06/2020	20/04/2020	19/11/2020	17/04/2020	24/01/2020
					Sample_Depth	7.00	7.59	9.00	9.00	0.00	7.38	3.22	4.92	6.00	7.50	8.00	4.74	10.50	4.90
				UK Drinking Water Standards (GAC)	UK Freshwater EQS (GAC)														
Chem_Group	**ChemName**	**output unit**	**EQL**																
PCB	Heptachlorobiphenyl, 2,3,3,4,4,5,5- (PCB 189)	µg/L	0.015			-	-	-	-	-	-	-	-	-	-	-	-	-	-
	Hexachlorobiphenyl, 2,3,3,4,4,5- (PCB 156)	µg/L	0.015			-	-	-	-	-	-	-	-	-	-	-	-	-	-
	Hexachlorobiphenyl, 2,3,3,4,4,5- (PCB 157)	µg/L	0.015			-	-	-	-	-	-	-	-	-	-	-	-	-	-
	Hexachlorobiphenyl, 2,3,4,4,5,5- (PCB 167)	µg/L	0.015			-	-	-	-	-	-	-	-	-	-	-	-	-	-
	Hexachlorobiphenyl, 3,3,4,4,5,5- (PCB 169)	µg/L	0.015			-	-	-	-	-	-	-	-	-	-	-	-	-	-
	PCB 101	µg/L	0.015			-	-	-	-	-	-	-	-	-	-	-	-	-	-
	PCB 118	µg/L	0.015			-	-	-	-	-	-	-	-	-	-	-	-	-	-
	PCB 138	µg/L	0.015			-	-	-	-	-	-	-	-	-	-	-	-	-	-
	PCB 153	µg/L	0.015			-	-	-	-	-	-	-	-	-	-	-	-	-	-
	PCB 180	µg/L	0.015			-	-	-	-	-	-	-	-	-	-	-	-	-	-
	PCB 28	µg/L	0.015			-	-	-	-	-	-	-	-	-	-	-	-	-	-
	PCB 52	µg/L	0.015			-	-	-	-	-	-	-	-	-	-	-	-	-	-
	Pentachlorobiphenyl, 2,3,3,4,4- (PCB 105)	µg/L	0.015			-	-	-	-	-	-	-	-	-	-	-	-	-	-
	Pentachlorobiphenyl, 2,3,4,4,5- (PCB 114)	µg/L	0.015			-	-	-	-	-	-	-	-	-	-	-	-	-	-
	Pentachlorobiphenyl, 2,3,4,4,5- (PCB 123)	µg/L	0.015			-	-	-	-	-	-	-	-	-	-	-	-	-	-
	Pentachlorobiphenyl, 3,3,4,4,5- (PCB 126)	µg/L	0.015			-	-	-	-	-	-	-	-	-	-	-	-	-	-
	Tetrachlorobiphenyl, 3,3,4,4- (PCB 77)	µg/L	0.015			-	-	-	-	-	-	-	-	-	-	-	-	-	-
	Tetrachlorobiphenyl, 3,4,4,5- (PCB 81)	µg/L	0.015			-	-	-	-	-	-	-	-	-	-	-	-	-	-
	Total PCB 7 Congeners	µg/L	0.105			-	-	-	-	-	-	-	-	-	-	-	-	-	-
	Total PCB WHO 12	µg/L	0.18			-	-	-	-	-	-	-	-	-	-	-	-	-	-
Phenolics	Xylenols (Filtered)	µg/L	0.5			<0.5	<0.5	<0.5	<0.5	-	-	<0.5	<0.5	<2.5	0.56	<0.5	-	2.69	6.17
	Cresol Total (Filtered)	µg/L	0.5			<0.5	<0.5	<0.5	<0.5	-	-	<0.5	<0.5	23.8	0.78	14.1	-	13.1	16.2
	Phenol	µg/L	1	5800[#28]	7.7[#2]	-	-	-	-	-	-	-	<1	<4	-	-	-	-	-
	Phenol (Filtered)	µg/L	0.5	5800[#28]	7.7[#2]	0.54	<0.5	<0.5	<0.5	-	-	1.94	<0.5	5.64	<0.5	2.07	-	20	25.9
	Phenols Monohydric (Filtered)	µg/L	0.5			0.54	<0.5	<0.5	<0.5	-	-	1.94	<0.5	29.4	1.34	16.2	-	35.8	48.3
Organotins	Tributyltin	µg/L	0.001		0.0002[#2]	-	-	-	-	-	-	-	-	-	-	-	-	-	-
Pesticides	1-(3.4-Dichlorophenyl) urea (DCPU)	µg/l				-	-	-	<0.02	-	-	<0.02	-	<0.2	<0.02	<0.02	-	<1	-
	2-(4-Chlorophenoxy)propionic acid, 4-CPP	µg/l				-	-	-	<0.01	-	-	<0.01	-	<0.4	<0.01	<0.01	-	<0.4	-
	2-amino-N-(isopropyl)benzamide	µg/l				-	-	-	<0.02	-	-	<0.02	-	<0.2	<0.02	<0.02	-	<1	-
	2-Chloro-2.6-diethylacetanilide	µg/l				-	-	-	<0.01	-	-	<0.01	-	<0.1	<0.01	<0.01	-	<0.5	-
	Acibenzolar-S-methyl	µg/l				-	-	-	<0.03	-	-	<0.03	-	<0.3	<0.03	<0.03	-	<1.5	-
	Aminopyralid	µg/l				-	-	-	<0.05	-	-	<0.05	-	<2	<0.5	<0.05	-	<2	-
	Azoxystrobin	µg/L				-	-	-	<0.01	-	-	<0.01	-	<0.1	0.04	<0.01	-	<0.5	-
	BAM	µg/l				-	-	-	0.011	-	-	<0.01	-	<0.1	0.045	<0.01	-	<0.5	-
	Benalaxyl	µg/l				-	-	-	<0.02	-	-	<0.02	-	<0.2	<0.02	<0.02	-	<1	-
	Bentazone methyl	µg/l				-	-	-	<0.03	-	-	<0.03	-	<0.3	<0.03	<0.03	-	<1.5	-
	Bifenox	µg/L				-	-	-	<0.04	-	-	<0.04	-	<0.4	<0.04	<0.04	-	<2	-
	Bitertanol	µg/l				-	-	-	<0.02	-	-	<0.02	-	<0.2	<0.02	<0.02	-	<1	-
	Boscalid	µg/l				-	-	-	<0.01	-	-	<0.01	-	<0.1	0.048	<0.01	-	<0.5	-
	Cadusafos	µg/l				-	-	-	<0.02	-	-	<0.02	-	<0.2	<0.02	<0.02	-	<1	-
	Carfentrazone-ethyl	µg/L				-	-	-	<0.04	-	-	<0.04	-	<0.4	<0.04	<0.04	-	<2	-
	Chloridazon-desphenyl	µg/l				-	-	-	<0.03	-	-	<0.03	-	<0.3	<0.03	<0.03	-	<1.5	-
	Chloridazon-methyl desphenyl	µg/l				-	-	-	<0.05	-	-	<0.05	-	<0.5	<0.05	<0.05	-	<2.5	-
	Chlorotoluron-desmethyl	µg/l				-	-	-	<0.02	-	-	<0.02	-	<0.2	<0.02	<0.02	-	<1	-
	Chlorpropham	µg/L			10[#3]	-	-	-	<0.05	-	-	<0.05	-	<0.5	<0.05	<0.05	-	<2.5	-
	Clodinafop	µg/l				-	-	-	<0.03	-	-	<0.03	-	<0.3	<0.03	<0.03	-	<1.5	-
	Clomeprop	µg/l				-	-	-	<0.01	-	-	<0.01	-	<0.1	<0.01	<0.01	-	<0.5	-
	Crimidine	µg/l				-	-	-	<0.03	-	-	<0.03	-	<0.3	<0.03	<0.03	-	<1.5	-
	Cybutryne (Irgarol)	µg/l				-	-	-	<0.01	-	-	<0.01	-	<0.1	<0.01	<0.01	-	<0.5	-
	Cyprazine	µg/l				-	-	-	<0.02	-	-	<0.02	-	<0.2	<0.02	<0.02	-	<1	-
	Cyprodinil	µg/L				-	-	-	<0.02	-	-	<0.02	-	<0.2	<0.02	<0.02	-	<1	-
	Dichlofenthion	µg/l				-	-	-	<0.05	-	-	<0.05	-	<0.5	<0.05	<0.05	-	<2.5	-
	Dichlormid	µg/l				-	-	-	<0.05	-	-	<0.05	-	<0.5	<0.05	<0.05	-	<2.5	-
	Diethofencarb	µg/l				-	-	-	<0.02	-	-	<0.02	-	<0.2	<0.02	<0.02	-	<1	-
	Difenacoum	µg/l				-	-	-	<0.02	-	-	<0.02	-	<0.2	<0.02	<0.02	-	<1	-
	Dimefuron	µg/l				-	-	-	<0.02	-	-	<0.02	-	<0.2	<0.02	<0.02	-	<1	-
	Dimethachlo	µg/l				-	-	-	<0.01	-	-	<0.01	-	<0.1	<0.01	<0.01	-	<0.5	-
	Dimethenamid	µg/l				-	-	-	<0.01	-	-	<0.01	-	<0.1	<0.01	<0.01	-	<0.5	-
	Dimethomorph	µg/l				-	-	-	<0.01	-	-	<0.01	-	<0.1	<0.01	<0.01	-	<0.5	-
	Dinoterb	µg/l				-	-	-	<0.04	-	-	<0.04	-	<1.6	<0.04	<0.04	-	<1.6	-
	Diuron desmethyl (DCPMU)	µg/l				-	-	-	<0.03	-	-	<0.03	-	<0.3	<0.03	<0.03	-	<1.5	-
	Epoxiconazole	µg/l				-	-	-	<0.03	-	-	<0.03	-	<0.3	0.052	<0.03	-	<1.5	-
	Etrimphos	µg/L	0.01			-	-	-	<0.01	-	-	<0.01	-	<0.01	<0.01	<0.01	-	<0.01	-
	Fenoxaprop	µg/l				-	-	-	<0.03	-	-	<0.03	-	<0.3	<0.03	<0.03	-	<1.5	-
	Fenpropidin	µg/l				-	-	-	<0.02	-	-	<0.02	-	<0.2	<0.02	<0.02	-	<1	-
	Fenuron	µg/l				-	-	-	<0.01	-	-	<0.01	-	<0.1	0.047	0.012	-	<0.5	-
	Fipronil	µg/L				-	-	-	<0.05	-	-	<0.05	-	<0.5	<0.05	<0.05	-	<2.5	-
	Florasulam	µg/l				-	-	-	<0.02	-	-	<0.02	-	<0.2	<0.02	<0.02	-	<1	-
	Fluazifop	µg/l				-	-	-	<0.02	-	-	<0.02	-	<0.2	0.088	<0.02	-	<1	-

					Investigation Phase	GI	LTM	LTM	GI	LTM	LTM	GI	LTM	GI	LTM	GI	LTM	GI	GI
					Location_Code	OH20003	OH20003	OH20003	OH20003	OH20003	OH20003	OH20004	OH20004	OH20004	OH20004	OH20004	OH20004	OH20005	OH20005
					Sampled_Date	23/01/2020	08/10/2020	11/06/2020	11/03/2020	24/11/2020	24/11/2020	27/01/2020	08/10/2020	03/03/2020	17/06/2020	20/04/2020	19/11/2020	17/04/2020	24/01/2020
					Sample_Depth	7.00	7.59	9.00	9.00	0.00	7.38	3.22	4.92	6.00	7.50	8.00	4.74	10.50	4.90
Chem_Group	**ChemName**	**output unit**	**EQL**	UK Drinking Water Standards (GAC)	UK Freshwater EQS (GAC)														
	Fluazifop-P-butyl	µg/L				-	-	-	<0.02	-	-	<0.02	-	<0.2	<0.02	<0.02	-	<1	-
	Foramsulfuron	µg/l				-	-	-	<0.01	-	-	<0.01	-	<0.1	<0.01	<0.01	-	<0.5	-
	Furathiocarb	µg/l				-	-	-	<0.02	-	-	<0.02	-	<0.2	<0.02	<0.02	-	<1	-
	Haloxyfop	µg/l				-	-	-	<0.03	-	-	<0.03	-	<0.3	<0.03	<0.03	-	<1.5	-
	Haloxyfop-p-methyl	µg/l				-	-	-	<0.03	-	-	<0.03	-	<0.3	<0.03	<0.03	-	<1.5	-
	Heptachlor epoxide	µg/L	0.01	0.03[#1]		-	-	-	<0.01	-	-	<0.01	-	<0.01	<0.02	<0.01	-	<0.01	-
	Imazamox	µg/l				-	-	-	<0.01	-	-	<0.01	-	<0.1	<0.01	<0.01	-	<0.5	-
	Indoxacarb	µg/L				-	-	-	<0.05	-	-	<0.05	-	<0.5	<0.05	<0.05	-	<2.5	-
	Isoproturon-desmethyl	µg/l				-	-	-	<0.02	-	-	<0.02	-	<0.2	<0.02	<0.02	-	<1	-
	Isoproturon-monodesmethyl	µg/l				-	-	-	<0.02	-	-	<0.02	-	<0.2	<0.02	<0.02	-	<1	-
	Isopyrazam	µg/l				-	-	-	<0.03	-	-	<0.03	-	<0.3	<0.03	<0.03	-	<1.5	-
	Kresoxim-methyl	µg/l				-	-	-	<0.03	-	-	<0.03	-	<0.3	<0.03	<0.03	-	<1.5	-
	Malaoxon	µg/l				-	-	-	<0.02	-	-	<0.02	-	<0.2	<0.02	<0.02	-	<1	-
	Mandipropamid	µg/l				-	-	-	<0.02	-	-	-	-	<0.2	<0.02	<0.02	-	<1	-
	Mecarbam	µg/l				-	-	-	<0.02	-	-	<0.02	-	<0.2	<0.02	<0.02	-	<1	-
	Mesotrione	µg/l				-	-	-	<0.05	-	-	<0.05	-	<0.5	<0.05	<0.05	-	<2.5	-
	Metconazole	µg/l				-	-	-	<0.02	-	-	<0.02	-	<0.2	<0.02	<0.02	-	<1	-
	Metribuzin-desamino	µg/l				-	-	-	<0.01	-	-	<0.01	-	<0.1	<0.01	<0.01	-	<0.5	-
	Naptalam	µg/l				-	-	-	<0.03	-	-	<0.03	-	<0.3	<0.03	<0.03	-	<1.5	-
	Nicosulfuron	µg/l				-	-	-	<0.01	-	-	<0.01	-	<0.1	<0.01	<0.01	-	<0.5	-
	Nuarimol	µg/l				-	-	-	<0.02	-	-	<0.02	-	<0.2	<0.02	<0.02	-	<1	-
	Oxadixyl	µg/l				-	-	-	<0.03	-	-	<0.03	-	<0.3	<0.03	<0.03	-	<1.5	-
	Paraoxon-ethyl	µg/l				-	-	-	<0.02	-	-	<0.02	-	<0.2	<0.02	<0.02	-	<1	-
	Parathion-ethyl	µg/l				-	-	-	<0.05	-	-	<0.05	-	<0.5	<0.05	<0.05	-	<2.5	-
	Penconazole	µg/l				-	-	-	<0.02	-	-	<0.02	-	<0.2	<0.02	<0.02	-	<1	-
	Pencycuron	µg/l				-	-	-	<0.02	-	-	<0.02	-	<0.2	<0.02	<0.02	-	<1	-
	Phosphamidon II (E)	µg/l	0.01			-	-	-	<0.01	-	-	<0.01	-	<0.01	<0.01	<0.01	-	<0.01	-
	Pretilachlor	µg/l				-	-	-	<0.02	-	-	<0.02	-	<0.2	<0.02	<0.02	-	<1	-
	Primisulfuron-methyl	µg/l				-	-	-	<0.02	-	-	<0.02	-	<0.2	<0.02	<0.02	-	<1	-
	Prodiamine	µg/l				-	-	-	<0.05	-	-	<0.05	-	<0.5	<0.05	<0.05	-	<2.5	-
	Propaquizafop	µg/l				-	-	-	<0.03	-	-	<0.03	-	<0.3	<0.03	<0.03	-	<1.5	-
	Propetamphos	µg/L	0.01		0.03[#3]	-	-	-	-	-	-	-	-	-	<0.01	-	-	-	-
	Prosulfocarb	µg/l				-	-	-	<0.01	-	-	<0.01	-	<0.1	0.033	<0.01	-	<0.5	-
	Prothioconazole	µg/l				-	-	-	<0.05	-	-	<0.05	-	<0.5	<0.05	<0.05	-	<2.5	-
	Pyribenzoxim	µg/l				-	-	-	<0.05	-	-	<0.05	-	<0.5	<0.05	<0.05	-	<2.5	-
	Quinmerac	µg/l				-	-	-	<0.01	-	-	<0.01	-	<0.1	<0.01	<0.01	-	<0.5	-
	Quizalofop	µg/l				-	-	-	<0.05	-	-	<0.05	-	<0.5	<0.05	<0.05	-	<2.5	-
	Rimsulfuron	µg/l				-	-	-	<0.01	-	-	<0.01	-	<0.1	<0.01	<0.01	-	<0.5	-
	Sebuthylazine	µg/l				-	-	-	<0.01	-	-	<0.01	-	<0.1	<0.01	<0.01	-	<0.5	-
	Simazine-2-hydroxy	µg/l				-	-	-	<0.01	-	-	<0.01	-	<0.1	<0.01	<0.01	-	<0.5	-
	Sodium Acifluorfen	µg/L				-	-	-	<0.01	-	-	<0.01	-	<0.4	<0.01	<0.01	-	<0.4	-
	Sulfosulfuron	µg/l				-	-	-	<0.01	-	-	<0.01	-	<0.1	<0.01	<0.01	-	<0.5	-
	Tecnazene	µg/L	0.01		1[#3]	-	-	-	-	-	-	-	-	-	<0.01	-	-	-	-
	Teflubenzuron	µg/l				-	-	-	<0.03	-	-	<0.03	-	<0.3	<0.03	<0.03	-	<1.5	-
	Terbuthylazine-desethyl	µg/l				-	-	-	<0.01	-	-	<0.01	-	<0.1	<0.01	<0.01	-	<0.5	-
	Terbuthylazine-desethyl-2-hydroxy	µg/l				-	-	-	<0.01	-	-	<0.01	-	<0.1	<0.01	<0.01	-	<0.5	-
	Terbuthylazine-hydroxy	µg/l				-	-	-	<0.01	-	-	<0.01	-	<0.1	<0.01	<0.01	-	<0.5	-
	Thiabendazole	µg/L			5[#3]	-	-	-	<0.03	-	-	<0.03	-	<0.3	<0.03	<0.03	-	<1.5	-
	Thiamethoxam	µg/L				-	-	-	<0.01	-	-	<0.01	-	<0.1	<0.01	<0.01	-	<0.5	-
	Tribenuron-methyl	µg/L				-	-	-	<0.01	-	-	<0.01	-	<0.1	<0.01	<0.01	-	<0.5	-
	Trietazine	µg/L	0.01			-	-	-	<0.01	-	-	<0.01	-	<0.01	<0.01	<0.01	-	<0.01	-
	Trifloxysulfuron-sodium	µg/l				-	-	-	<0.01	-	-	<0.01	-	<0.1	<0.01	<0.01	-	<0.5	-
	Triflusulfuron-methyl	µg/l				-	-	-	<0.01	-	-	<0.01	-	<0.1	<0.01	<0.01	-	<0.5	-
	Triforine	µg/l				-	-	-	<0.05	-	-	<0.05	-	<0.5	<0.05	<0.05	-	<2.5	-
	Triticonazole	µg/l				-	-	-	<0.01	-	-	<0.01	-	<0.1	<0.01	<0.01	-	<0.5	-
	Desmetryn	mg/L				-	-	-	<0.00001	-	-	<0.00001	-	<0.0001	<0.00001	<0.00001	-	<0.0005	-
	Simetryn	mg/L				-	-	-	<0.00001	-	-	<0.00001	-	<0.0001	<0.00001	<0.00001	-	<0.0005	-
	Clothianidin	µg/L				-	-	-	<0.01	-	-	<0.01	-	<0.1	<0.01	<0.01	-	<0.5	-
	Cymoxanil	µg/L				-	-	-	<0.05	-	-	<0.05	-	<0.5	<0.05	<0.05	-	<2.5	-
	Fluazifop-butyl	µg/L				-	-	-	<0.02	-	-	<0.02	-	<0.2	<0.02	<0.02	-	<1	-
	Imazamethabenz-methyl	µg/L				-	-	-	<0.01	-	-	<0.01	-	<0.1	<0.01	<0.01	-	<0.5	-
	Mesosulfuron-methyl	µg/L				-	-	-	<0.02	-	-	<0.02	-	<0.2	<0.02	<0.02	-	<1	-
	Metamitron	µg/L				-	-	-	<0.03	-	-	<0.03	-	<0.3	<0.03	<0.03	-	<1.5	-
	Metobromuron	µg/L				-	-	-	<0.03	-	-	<0.03	-	<0.3	<0.03	<0.03	-	<1.5	-
	Monuron	µg/L				-	-	-	<0.02	-	-	<0.02	-	<0.2	0.161	<0.02	-	<1	-
	Secbumeton	µg/L				-	-	-	<0.01	-	-	<0.01	-	<0.1	<0.01	<0.01	-	<0.5	-
	Spiroxamine	µg/L				-	-	-	<0.01	-	-	<0.01	-	<0.1	<0.01	<0.01	-	<0.5	-
	Clomazon	µg/L				-	-	-	<0.01	-	-	<0.01	-	<0.1	<0.01	<0.01	-	<0.5	-
	Metazachlor	µg/L	0.01			-	-	-	<0.01	-	-	<0.01	-	<0.01	<0.01	<0.01	-	<0.01	-

					Investigation Phase	GI	LTM	LTM	GI	LTM	LTM	GI	LTM	GI	LTM	GI	LTM	GI	GI
					Location_Code	OH20003	OH20003	OH20003	OH20003	OH20003	OH20003	OH20004	OH20004	OH20004	OH20004	OH20004	OH20004	OH20004	OH20005	OH20005
					Sampled_Date	23/01/2020	08/10/2020	11/06/2020	11/03/2020	24/11/2020	24/11/2020	27/01/2020	08/10/2020	03/03/2020	17/06/2020	20/04/2020	19/11/2020	17/04/2020	24/01/2020
					Sample_Depth	7.00	7.59	9.00	9.00	0.00	7.38	3.22	4.92	6.00	7.50	8.00	4.74	10.50	4.90
				UK Drinking Water Standards (GAC)	UK Freshwater EQS (GAC)														
Chem_Group	**ChemName**	**output unit**	**EQL**																
	Methabenzthiazuran	µg/L				-	-	-	<0.01	-	-	<0.01	-	<0.1	<0.01	<0.01	-	<0.5	-
	Iprovalicarb	µg/L				-	-	-	<0.01	-	-	<0.01	-	<0.1	<0.01	<0.01	-	<0.5	-
	Chloroxuron	µg/L				-	-	-	<0.01	-	-	<0.01	-	<0.1	<0.01	<0.01	-	<0.5	-
	Neburon	µg/L				-	-	-	<0.01	-	-	<0.01	-	<0.1	<0.01	<0.01	-	<0.5	-
	Metribuzin	µg/L				-	-	-	<0.03	-	-	<0.03	-	<0.3	<0.03	<0.03	-	<1.5	-
	2,3,6-Trichlorobenzoic Acid (Tba)	µg/L				-	-	-	<0.1	-	-	<1	-	<4	<1	<0.1	-	<20	-
	2,4,5-Trichlorophenoxy Acetic Acid	µg/L				-	-	-	<0.01	-	-	<0.01	-	<0.4	<0.01	<0.01	-	<0.4	-
	2,4,5-TP (Silvex)	µg/L				-	-	-	<0.01	-	-	<0.01	-	<0.4	<0.03	<0.01	-	<0.4	-
	Pyrimethanil	µg/L				-	-	-	<0.02	-	-	<0.02	-	<0.2	<0.02	<0.02	-	<1	-
	Hedonal	µg/L			0.3[#2]	-	-	-	<0.01	-	-	<0.01	-	<0.4	<0.01	<0.01	-	<0.4	-
	2,4-DDT	µg/L	0.01		0.00625[#36]	-	-	-	<0.02	-	-	<0.02	-	<0.02	<0.02	<0.01	-	<0.05	-
	Propachlor	µg/L	0.01			-	-	-	<0.01	-	-	<0.01	-	<0.01	<0.01	<0.01	-	<0.01	-
	Propamocarb	µg/L				-	-	-	<0.03	-	-	<0.03	-	<0.3	<0.03	<0.03	-	<1.5	-
	2,4-Dichlorprop	µg/L				-	-	-	<0.01	-	-	<0.01	-	<0.4	<0.01	<0.01	-	<0.4	-
	3-Hydroxy Carbofuran	µg/L				-	-	-	<0.01	-	-	<0.01	-	<0.1	<0.01	<0.01	-	<0.5	-
	4-(2,4-Dichlorophenoxy)butyric Acid (2,4-DB)	µg/L				-	-	-	<0.02	-	-	<0.02	-	<0.8	<0.02	<0.02	-	<0.8	-
	4,4-DDE	µg/L	0.01		0.00625[#36]	-	-	-	<0.01	-	-	<0.01	-	<0.01	<0.02	<0.01	-	<0.01	-
	4-Bromo-3,5-dimethylphenyl-N-methylcarbamate	µg/L				-	-	-	<0.02	-	-	<0.02	-	<0.2	<0.02	<0.02	-	<1	-
	a-BHC	µg/L	0.01			-	-	-	<0.01	-	-	<0.01	-	<0.01	<0.02	<0.01	-	<0.01	-
	Acetochlor	µg/L				-	-	-	<0.03	-	-	<0.03	-	<0.3	<0.03	<0.03	-	<1.5	-
	Aldicarb	µg/L				-	-	-	<0.05	-	-	<0.05	-	<0.5	<0.05	<0.05	-	<2.5	-
	Aldicarb sulfone	µg/L				-	-	-	<0.01	-	-	<0.01	-	<0.1	<0.01	<0.01	-	<0.5	-
	Aldrin	µg/L	0.01	0.03[#1]	0.0025[#37]	-	-	-	<0.01	-	-	<0.01	-	<0.01	<0.02	<0.01	-	<0.01	-
	Ametryn	µg/L				-	-	-	<0.01	-	-	<0.01	-	<0.1	<0.01	<0.01	-	<0.5	-
	Amidosulfuron	µg/L				-	-	-	<0.02	-	-	<0.02	-	<0.2	<0.02	<0.02	-	<1	-
	Acetamiprid	µg/L				-	-	-	<0.01	-	-	<0.01	-	<0.1	<0.01	<0.01	-	<0.5	-
	Aclonifen	µg/L				-	-	-	<0.03	-	-	<0.03	-	<0.3	<0.03	<0.03	-	<1.5	-
	Actril (loxynil)	µg/L			10[#3]	-	-	-	<0.01	-	-	<0.01	-	<0.4	<0.01	<0.01	-	<0.4	-
	Atraton	µg/L				-	-	-	<0.01	-	-	<0.01	-	<0.1	<0.01	<0.01	-	<0.5	-
	Atrazine	µg/L	0.01		0.6[#2]	-	-	-	<0.01 - 0.0263	-	-	<0.02 - 0.028	-	<0.01	0.26 - 0.802	<0.01	-	<0.01	-
	Azinophos methyl	µg/L	0.02		0.01[#7]	-	-	-	<0.02	-	-	<0.04	-	<0.02	<0.02	<0.02	-	<0.02	-
	Baygon	µg/L				-	-	-	<0.01	-	-	<0.01	-	<0.1	<0.01	<0.01	-	<0.5	-
	b-BHC	µg/L	0.01			-	-	-	<0.01	-	-	<0.01	-	<0.01	<0.02	<0.01	-	<0.01	-
	Benazolin	µg/L				-	-	-	<0.05	-	-	<0.05	-	<2	<0.05	<0.3	-	<6	-
	Bendiocarb	µg/L				-	-	-	<0.01	-	-	<0.01	-	<0.1	<0.01	<0.01	-	<0.5	-
	Bentazone	µg/L			500[#3]	-	-	-	<0.01	-	-	0.019	-	<0.4	<0.01	<0.01	-	<0.4	-
	Bidrin	µg/L				-	-	-	<0.01	-	-	<0.01	-	<0.1	<0.01	<0.01	-	<0.5	-
	Bromacil	µg/L				-	-	-	<0.01	-	-	<0.01	-	<0.1	<0.01	<0.01	-	<0.5	-
	Bromazil	µg/L				-	-	-	<0.03	-	-	<0.03	-	<0.3	<0.03	<0.03	-	<1.5	-
	Bromophos-ethyl	µg/L				-	-	-	<0.03	-	-	<0.03	-	<0.3	<0.03	<0.03	-	<1.5	-
	Bromoxynil	µg/L			100[#3]	-	-	-	<0.01	-	-	<0.01	-	<0.4	<0.01	<0.01	-	<0.4	-
	Carbaryl	µg/L				-	-	-	<0.01	-	-	<0.01	-	<0.1	<0.01	<0.01	-	<0.5	-
	Carbendazim	µg/L			0.15[#3]	-	-	-	<0.01	-	-	<0.01	-	<0.1	<0.01	<0.01	-	<0.5	-
	Carbetamide	µg/L				-	-	-	<0.01	-	-	<0.01	-	<0.1	<0.01	<0.01	-	<0.5	-
	Carbofuran	µg/L				-	-	-	<0.01	-	-	<0.01	-	<0.1	<0.01	<0.01	-	<0.5	-
	Carbophenothion	µg/L	0.01			-	-	-	-	-	-	-	-	-	<0.01	-	-	-	-
	Carboxin	µg/L				-	-	-	<0.02	-	-	<0.02	-	<0.6	<0.02	<0.02	-	<1	-
	Chlorbromuron	µg/L				-	-	-	<0.01	-	-	<0.01	-	<0.1	<0.01	<0.01	-	<0.5	-
	Chlordane (cis)	µg/L	0.01			-	-	-	<0.01	-	-	<0.01	-	<0.01	<0.01	<0.01	-	<0.01	-
	Azinphos Ethyl	µg/L	0.02			-	-	-	<0.04	-	-	<0.04	-	<0.4	<0.02	<0.04	-	<2	-
	Chlordane (trans)	µg/L	0.01			-	-	-	<0.01	-	-	<0.01	-	<0.01	<0.01	<0.01	-	<0.01	-
	Chlorfenvinphos	µg/L	0.01		0.1[#2]	-	-	-	<0.01	-	-	<0.01	-	<0.01	<0.01	<0.01	-	<0.01	-
	Chloridazon	µg/L				-	-	-	<0.01	-	-	<0.01	-	<0.1	<0.01	<0.01	-	<0.5	-
	Chlorotoluron	µg/L			2[#3]	-	-	-	<0.01	-	-	<0.01	-	<0.1	<0.01	<0.01	-	<0.5	-
	Chlorpyrifos	µg/L	0.01			-	-	-	<0.005	-	-	<0.005	-	<0.05	<0.005	<0.005	-	<0.25	-
	Chlorpyrifos-methyl	µg/L	0.01			-	-	-	<0.01	-	-	<0.02	-	<0.01	<0.01	<0.01	-	<0.01	-
	Chlorsulfuron	µg/L				-	-	-	<0.01	-	-	-	-	<0.1	<0.01	<0.01	-	<0.5	-
	Clopyralid	µg/L				-	-	-	<0.03	-	-	<0.03	-	<1.2	<0.3	<0.03	-	<1.2	-
	Coumaphos	µg/L	0.01		0.03[#3]	-	-	-	<0.01	-	-	<0.01	-	<0.01	<0.01	<0.01	-	<0.01	-
	Cyanazine	µg/L	0.01			-	-	-	<0.01	-	-	<0.01	-	<0.01	<0.01	<0.01	-	<0.01	-
	Cyproconazole	µg/L				-	-	-	<0.01	-	-	<0.01	-	<0.1	<0.03	<0.01	-	<0.5	-
	Cyromazine	µg/L				-	-	-	<0.05	-	-	<0.05	-	<0.5	<0.1	<0.05	-	<5	-
	d-BHC	µg/L	0.01			-	-	-	<0.01	-	-	<0.01	-	<0.01	<0.02	<0.01	-	<0.01	-
	DDD	µg/L	0.01		0.00625[#36]	-	-	-	<0.01	-	-	<0.02	-	<0.01	<0.02	<0.01	-	<0.01	-
	DDT	µg/L	0.01		0.01[#38]	-	-	-	<0.03	-	-	<0.03	-	<0.03	<0.04	<0.02	-	<0.1	-
	Deisopropylatrazine	µg/L				-	-	-	<0.01	-	-	<0.01	-	<0.1	0.048	<0.01	-	<0.5	-
	Chlorothalonil	µg/L	0.01		0.035[#2]	-	-	-	<0.02	-	-	<0.01	-	<0.02	<0.04	<1	-	<1	-
	Deethylatrazine	µg/L				-	-	-	<0.01	-	-	0.013	-	<0.1	0.593	<0.01	-	<0.5	-
	Demeton-S-methyl	µg/L	0.01			-	-	-	-	-	-	-	-	-	<0.01	-	-	-	-

					Investigation Phase	GI	LTM	LTM	GI	LTM	LTM	GI	LTM	GI	LTM	GI	LTM	GI	GI
					Location_Code	OH20003	OH20003	OH20003	OH20003	OH20003	OH20003	OH20004	OH20004	OH20004	OH20004	OH20004	OH20004	OH20005	OH20005
					Sampled_Date	23/01/2020	08/10/2020	11/06/2020	11/03/2020	24/11/2020	24/11/2020	27/01/2020	08/10/2020	03/03/2020	17/06/2020	20/04/2020	19/11/2020	17/04/2020	24/01/2020
					Sample_Depth	7.00	7.59	9.00	9.00	0.00	7.38	3.22	4.92	6.00	7.50	8.00	4.74	10.50	4.90
Chem_Group	ChemName	output unit	EQL	UK Drinking Water Standards (GAC)	UK Freshwater EQS (GAC)														
	Diazinon	µg/L	0.01		0.01[#2]	-	-	-	<0.01	-	-	<0.02	-	<0.01	<0.01	<0.01	-	<0.01	-
	Dicamba	µg/L				-	-	-	<0.03	-	-	<0.03	-	<1.2	<0.03	<0.03	-	<1.2	-
	Dichlobenil	µg/L	0.01			-	-	-	-	-	-	-	-	-	<0.01	-	-	-	-
	Dichlorvos	µg/L	0.01		0.001[#3]	-	-	-	<0.01	-	-	<0.02	-	<0.01	<0.01	<0.01	-	<0.01	-
	Diclofop	µg/L				-	-	-	<0.02	-	-	<0.02	-	<0.8	<0.02	<0.02	-	<0.8	-
	Dieldrin	µg/L	0.01	0.03[#1]	0.0025[#37]	-	-	-	<0.01	-	-	<0.01	-	<0.01	<0.02	<0.01	-	<0.01	-
	Difenoconazole	µg/L				-	-	-	<0.02	-	-	<0.02	-	<0.2	<0.02	<0.02	-	<1	-
	Difenoxuron	µg/L				-	-	-	<0.02	-	-	<0.02	-	<0.2	<0.02	<0.02	-	<1	-
	Diflubenzuron	µg/L			0.001[#3]	-	-	-	<0.02	-	-	<0.02	-	<0.2	<0.02	<0.02	-	<1	-
	Diflufenican	µg/L				-	-	-	<0.01	-	-	<0.01	-	<0.1	0.025	<0.01	-	<0.5	-
	Dimethoate	µg/L	0.01		0.48[#2]	-	-	-	<0.01	-	-	<0.01	-	<0.01	<0.01	<0.01	-	<0.01	-
	Dinoseb	µg/L				-	-	-	<0.02	-	-	<0.02	-	<0.8	<0.02	<0.02	-	<0.8	-
	Disulfoton	µg/L	0.01			-	-	-	-	-	-	-	-	-	<0.01	-	-	-	-
	Diuron	µg/L			0.2[#2]	-	-	-	<0.01	-	-	<0.01	-	<0.1	<0.01	<0.01	-	<0.5	-
	Endosulfan I	µg/L	0.01			-	-	-	<0.01	-	-	<0.01	-	<0.01	<0.02	<0.01	-	<0.01	-
	Endosulfan II	µg/L	0.02			-	-	-	<0.02	-	-	<0.02	-	<0.02	<0.04	<0.02	-	<0.02	-
	Endosulfan sulphate	µg/L	0.04			-	-	-	-	-	-	-	-	-	<0.04	-	-	-	-
	Endrin	µg/L	0.01		0.0025[#37]	-	-	-	<0.01	-	-	<0.02	-	<0.01	<0.02	<0.01	-	<0.02	-
	s-Ethyl dipropylthiocarbamate	µg/L				-	-	-	<0.02	-	-	<0.02	-	<0.2	<0.02	<0.02	-	<1	-
	Ethiofencarb	µg/L				-	-	-	<0.02	-	-	<0.02	-	<0.2	<0.02	<0.02	-	<1	-
	Ethion	µg/L	0.01			-	-	-	<0.02	-	-	<0.02	-	<0.2	<0.01	<0.02	-	<1	-
	Ethoprop	µg/L				-	-	-	<0.02	-	-	<0.02	-	<0.2	<0.02	<0.02	-	<1	-
	Ethofumesate	µg/L				-	-	-	<0.01	-	-	<0.01	-	<0.1	<0.01	<0.01	-	<0.5	-
	Etridiazole	µg/L	0.01			-	-	-	<0.01	-	-	<0.01	-	<0.01	<0.01	<0.01	-	<0.01	-
	Fenamiphos	µg/L				-	-	-	<0.02	-	-	<0.02	-	<0.2	<0.02	<0.02	-	<1	-
	Fenarimol	µg/L				-	-	-	<0.03	-	-	<0.03	-	<0.3	<0.03	<0.03	-	<1.5	-
	Fenitrothion	µg/L	0.01		0.01[#3]	-	-	-	<0.01	-	-	<0.02	-	<0.01	<0.01	<0.01	-	<0.01	-
	Fensulfothion	µg/L				-	-	-	<0.02	-	-	<0.02	-	<0.2	<0.02	<0.02	-	<1	-
	Fenhexamid	µg/L				-	-	-	<0.03	-	-	<0.03	-	<0.3	<0.03	<0.03	-	<1.5	-
	Fenoxycarb	µg/L				-	-	-	<0.02	-	-	<0.02	-	<0.2	<0.02	<0.02	-	<1	-
	Fenthion	µg/L	0.01			-	-	-	<0.01	-	-	<0.02	-	<0.01	<0.01	<0.01	-	<0.01	-
	Fenpropimorf	µg/L				-	-	-	<0.01	-	-	<0.01	-	<0.1	<0.01	<0.01	-	<0.5	-
	Fluroxypyr	µg/L				-	-	-	<0.02	-	-	<0.02	-	<0.8	<0.02	<0.02	-	<0.8	-
	Flutolanil	µg/L				-	-	-	<0.02	-	-	<0.02	-	<0.2	<0.02	<0.02	-	<1	-
	Fonofos	µg/L				-	-	-	<0.05	-	-	<0.05	-	<0.5	<0.05	<0.05	-	<2.5	-
	g-BHC (Lindane)	µg/L	0.01			-	-	-	<0.01	-	-	<0.01	-	<0.01	<0.02	<0.01	-	<0.01	-
	Haloxyfop-methyl	µg/L				-	-	-	<0.03	-	-	<0.03	-	<0.3	<0.03	<0.03	-	<1.5	-
	Thifensulfuron	µg/L				-	-	-	<0.01	-	-	<0.01	-	<0.1	<0.01	<0.01	-	<0.5	-
	Heptachlor	µg/L	0.01	0.03[#1]		-	-	-	<0.01	-	-	<0.01	-	<0.01	<0.02	<0.01	-	<0.02	-
	Hexaconazole	µg/L				-	-	-	<0.02	-	-	<0.02	-	<0.2	<0.02	<0.02	-	<1	-
	Hexazinone	µg/L				-	-	-	<0.01	-	-	<0.01	-	<0.1	0.094	<0.01	-	<0.5	-
	Hydroxyatrazine	µg/L				-	-	-	<0.01	-	-	<0.01	-	<0.1	<0.01	<0.01	-	<0.5	-
	Iprodione	µg/L				-	-	-	<0.03	-	-	<0.03	-	<0.3	<0.03	<0.03	-	<1.5	-
	Isodrin	µg/L	0.01		0.0025[#37]	-	-	-	<0.01	-	-	<0.01	-	<0.01	<0.02	<0.01	-	<0.01	-
	Isoproturon	µg/L			0.3[#2]	-	-	-	<0.01	-	-	<0.01	-	<0.1	<0.01	<0.01	-	<0.5	-
	Linuron	µg/L			0.5[#2]	-	-	-	<0.02	-	-	<0.02	-	<0.2	<0.02	<0.02	-	<1	-
	Malathion	µg/L	0.01		0.01[#3]	-	-	-	<0.01	-	-	<0.01	-	<0.01	<0.01	<0.01	-	<0.01 - 1	-
	2-Methyl-4-chlorophenoxyacetic acid	µg/L				-	-	-	<0.01	-	-	<0.01	-	<0.4	<0.01	<0.01	-	<0.4	-
	2-Methyl-4-Chlorophenoxy Butanoic Acid	µg/L				-	-	-	<0.02	-	-	<0.02	-	<0.8	<0.02	<0.02	-	<2.4	-
	Mecoprop	µg/L			18[#2]	-	-	-	<0.01	-	-	<0.01	-	<0.4	<0.01	<0.01	-	<0.4	-
	Mefenpyr-diethyl	µg/L				-	-	-	<0.02	-	-	<0.02	-	<0.2	<0.02	<0.02	-	<1	-
	Metachlor	µg/L	0.01		0.3[#2]	-	-	-	<0.01	-	-	<0.01	-	<0.01	<0.01	<0.01	-	<0.01	-
	Metalaxyl	µg/L				-	-	-	<0.01	-	-	<0.01	-	<0.1	<0.01	<0.01	-	<0.5	-
	Methamidophos	µg/L				-	-	-	<0.01	-	-	<0.01	-	<0.1	<0.01	<0.01	-	<0.5	-
	Methidathion	µg/L				-	-	-	<0.01	-	-	<0.01	-	<0.1	<0.01	<0.01	-	<0.5	-
	Methiocarb	µg/L			0.01[#3]	-	-	-	<0.01	-	-	<0.01	-	<0.1	<0.01	<0.01	-	1	-
	Methomyl	µg/L				-	-	-	<0.01	-	-	<0.01	-	<0.1	<0.01	<0.01	-	<0.5	-
	Methoxychlor	µg/L	0.01			-	-	-	<0.02	-	-	<0.05	-	<0.03	<0.04	<0.01	-	<0.08	-
	Methoxyfenozide	µg/L				-	-	-	<0.03	-	-	<0.03	-	<0.3	<0.03	<0.03	-	<1.5	-
	Methyl parathion	µg/L	0.01			-	-	-	<0.01	-	-	<0.02	-	<0.01	<0.01	<0.01	-	<0.01	-
	Metolachlor	µg/L				-	-	-	<0.01	-	-	<0.01	-	<0.1	<0.01	<0.01	-	<0.5	-
	Metoxuron	µg/L				-	-	-	<0.01	-	-	<0.01	-	<0.1	<0.01	<0.01	-	<0.5	-
	Metsulfuron Methyl	µg/L				-	-	-	<0.01	-	-	<0.01	-	<0.1	<0.01	<0.01	-	<0.5	-
	Mevinphos (Phosdrin)	µg/L	0.01		0.02(MAC)[#39]	-	-	-	<0.01	-	-	<0.02	-	<0.01	<0.01	<0.01	-	<0.01	-
	Molinate	µg/L				-	-	-	<0.01	-	-	<0.01	-	<0.1	<0.01	<0.01	-	<0.5	-
	Monlinuran	µg/L				-	-	-	<0.02	-	-	<0.02	-	<0.2	<0.02	<0.02	-	<1	-
	Monocrotophos	µg/L				-	-	-	<0.01	-	-	<0.01	-	<0.1	<0.01	<0.01	-	<0.5	-
	Napropamide	µg/L				-	-	-	<0.01	-	-	<0.01	-	<0.1	<0.01	<0.01	-	<0.5	-
	Flusilazole (NuStar)	µg/L				-	-	-	<0.01	-	-	<0.01	-	<0.1	<0.01	<0.01	-	<0.5	-

					Investigation Phase	GI	LTM	LTM	GI	LTM	LTM	GI	LTM	GI	LTM	GI	LTM	GI	GI
					Location_Code	OH20003	OH20003	OH20003	OH20003	OH20003	OH20003	OH20004	OH20004	OH20004	OH20004	OH20004	OH20004	OH20005	OH20005
					Sampled_Date	23/01/2020	08/10/2020	11/06/2020	11/03/2020	24/11/2020	24/11/2020	27/01/2020	08/10/2020	03/03/2020	17/06/2020	20/04/2020	19/11/2020	17/04/2020	24/01/2020
					Sample_Depth	7.00	7.59	9.00	9.00	0.00	7.38	3.22	4.92	6.00	7.50	8.00	4.74	10.50	4.90
				UK Drinking Water Standards (GAC)	UK Freshwater EQS (GAC)														
Chem_Group	**ChemName**	**output unit**	**EQL**																
	o,p-DDD	µg/L	0.01			-	-	-	<0.01	-	-	<0.02	-	<0.01	<0.02	<0.01	-	<0.01	-
	o,p'-DDE	µg/L	0.01			-	-	-	<0.01	-	-	<0.01	-	<0.01	<0.02	<0.01	-	<0.01	-
	o,p-Methoxychlor	µg/L	0.04			-	-	-	-	-	-	-	-	-	<0.04	-	-	-	-
	Omethoate	µg/L	0.01		0.01[#3]	-	-	-	<0.01	-	-	<0.01	-	<0.01	<0.01	<0.01	-	<0.01	-
	Oxamyl	µg/L				-	-	-	<0.01	-	-	<0.01	-	<0.1	<0.01	<0.01	-	<0.5	-
	Paclobutrazol	µg/L				-	-	-	<0.02	-	-	<0.02	-	<0.2	<0.02	<0.02	-	<1	-
	Methyl Paraoxon	µg/L				-	-	-	<0.02	-	-	<0.02	-	<0.2	<0.02	<0.02	-	<1	-
	Parathion	µg/L	0.01			-	-	-	<0.01	-	-	<0.02	-	<0.01	<0.01	<0.01	-	<0.01	-
	Pendimethalin	µg/L	0.01		0.3[#2]	-	-	-	<0.01	-	-	<0.02	-	<0.01	<0.01	<0.01	-	<0.01	-
	Imidacloprid	µg/L				-	-	-	<0.01	-	-	<0.01	-	<0.1	<0.01	<0.01	-	<0.5	-
	Permethrin	µg/L	0.02		0.001[#3]	-	-	-	-	-	-	-	-	-	<0.02	-	-	-	-
	Permethrin II	µg/L	0.02			-	-	-	-	-	-	-	-	-	<0.02	-	-	-	-
	Phorate	µg/L	0.01			-	-	-	<0.01	-	-	<0.02	-	<0.01	<0.01	<0.01	-	<0.01	-
	Phosmet	µg/L				-	-	-	<0.05	-	-	<0.05	-	<0.5	<0.05	<0.05	-	<2.5	-
	Lenacil	µg/L				-	-	-	<0.03	-	-	<0.03	-	<0.3	<0.03	<0.03	-	<1.5	-
	Picloram	µg/L				-	-	-	<0.02	-	-	<0.02	-	<0.5	<0.02	<0.02	-	<0.8	-
	Picoxystrobin	µg/L				-	-	-	<0.01	-	-	<0.01	-	<0.1	<0.01	<0.01	-	<0.5	-
	Pirimicarb	µg/L			1[#3]	-	-	-	<0.01	-	-	<0.01	-	<0.1	<0.01	<0.01	-	<0.5	-
	Pirimiphos-methyl	µg/L	0.01		0.015[#3]	-	-	-	<0.01	-	-	<0.01	-	<0.1	<0.01	<0.01	-	<0.5	-
	Pirimphos-ethyl	µg/L				-	-	-	<0.02	-	-	<0.02	-	<0.2	<0.02	<0.02	-	<1	-
	Prochloraz	µg/L			4[#3]	-	-	-	<0.02	-	-	<0.02	-	<0.2	<0.02	<0.02	-	<1	-
	Profenofos	µg/L				-	-	-	<0.01	-	-	<0.01	-	<0.1	<0.01	<0.01	-	<0.5	-
	Promecarb	µg/L				-	-	-	<0.01	-	-	<0.01	-	<0.1	<0.01	<0.01	-	<0.5	-
	Prometon	µg/L				-	-	-	<0.02	-	-	<0.02	-	<0.2	<0.02	<0.02	-	<1	-
	Prometryn	µg/L	0.01			-	-	-	<0.01	-	-	<0.01	-	<0.01	<0.01	<0.01	-	<0.01	-
	Pronamide	µg/L	0.01		100[#3]	-	-	-	<0.01	-	-	<0.01	-	<0.01	<0.01	<0.01	-	<0.01	-
	Propanil	µg/L				-	-	-	<0.03	-	-	<0.03	-	<0.3	<0.03	<0.03	-	<1.5	-
	Propazine	µg/L	0.01			-	-	-	<0.01	-	-	<0.01	-	<0.01	<0.01 - 0.071	<0.01	-	<0.01	-
	Propham	µg/L				-	-	-	<0.05	-	-	<0.05	-	<0.5	<0.05	<0.05	-	<2.5	-
	Propiconazole	µg/L				-	-	-	<0.01	-	-	<0.01	-	<0.1	0.023	<0.01	-	<0.5	-
	Propoxycarbazone-sodium	µg/L				-	-	-	<0.01	-	-	<0.01	-	<0.4	<0.01	<0.01	-	<1.2	-
	Pursuit	µg/L				-	-	-	<0.01	-	-	<0.01	-	<0.1	<0.01	<0.01	-	<0.5	-
	Pyriproxyfen	µg/L				-	-	-	<0.03	-	-	<0.03	-	<0.3	<0.03	<0.03	-	<1.5	-
	Quinclorac	µg/L				-	-	-	<0.02	-	-	<0.02	-	<0.2	<0.02	<0.02	-	<1	-
	Quinoxyfen	µg/L				-	-	-	<0.04	-	-	<0.04	-	<0.4	<0.04	<0.04	-	<2	-
	Savey	µg/L				-	-	-	<0.02	-	-	<0.02	-	<0.2	<0.02	<0.02	-	<1	-
	Sethoxydim	µg/L				-	-	-	<0.02	-	-	<0.02	-	<0.2	<0.02	<0.02	-	<1	-
	Simazine	µg/L	0.01		1[#2]	-	-	-	<0.01 - 0.0128	-	-	<0.01	-	<0.01	<0.01 - 0.02	<0.01	-	<0.01	-
	Tebuthiuron	µg/L				-	-	-	<0.02	-	-	<0.02	-	<0.2	<0.02	<0.02	-	<1	-
	Terbutryn	µg/L	0.01			-	-	-	<0.01	-	-	<0.01	-	<0.01	<0.01	<0.01	-	<0.01	-
	Terbutylazine	µg/L				-	-	-	<0.01	-	-	<0.01	-	<0.1	<0.01	<0.01	-	<0.5	-
	Phosalone	µg/L	0.01			-	-	-	<0.01	-	-	<0.01	-	<0.1	<0.01	<0.01	-	<0.5	-
	Phosphamidon	µg/L	0.01			-	-	-	<0.01	-	-	<0.01	-	<0.01	<0.01	<0.01	-	<0.01	-
	Thiobencarb	µg/L				-	-	-	<0.01	-	-	<0.01	-	<0.1	<0.01	<0.01	-	<0.5	-
	Thiophanate-methyl	µg/L				-	-	-	<0.03	-	-	<0.03	-	<0.3	<0.03	<0.03	-	<1.5	-
	Triadimefon	µg/L	0.01			-	-	-	<0.01	-	-	<0.02	-	<0.01	<0.01	<0.01	-	<0.01	-
	Triadimenol	µg/L				-	-	-	<0.01	-	-	<0.01	-	<0.1	<0.01	<0.01	-	<0.5	-
	Triallate	µg/L	0.01		0.25[#3]	-	-	-	<0.05	-	-	<0.05	-	<0.5	<0.05 - 0.0135	<0.05	-	<2.5	-
	Triasulfuron	µg/L				-	-	-	<0.02	-	-	<0.02	-	<0.2	<0.02	<0.02	-	<1	-
	Tributyl phosphate	µg/L	0.05		50[#3]	-	-	-	-	-	-	-	-	-	-	<0.05	-	-	-
	Triclopyr	µg/L				-	-	-	<0.03	-	-	<0.03	-	<1.2	<0.03	<0.03	-	<1.2	-
	Triclosan	µg/L				-	-	-	<0.05	-	-	<0.5	-	<2	<0.05	<0.05	-	<26	-
	Trifluralin	µg/L	0.01		0.03[#2]	-	-	-	<0.01	-	-	<0.01	-	<0.01	<0.02	<0.01	-	<0.01	-
	Tebuconazole	µg/L				-	-	-	<0.01	-	-	<0.01	-	<0.1	0.064	<0.01	-	<0.5	-
	Telodrin	µg/L	0.01			-	-	-	<0.01	-	-	<0.01	-	<0.01	<0.01	<0.01	-	<0.01	-
	Triazophos	µg/L	0.01		0.005[#3]	-	-	-	<0.02	-	-	<0.02	-	<0.2	<0.01	<0.02	-	<1	-
	Tricyclazole	µg/L				-	-	-	<0.01	-	-	<0.01	-	<0.1	<0.01	<0.01	-	<0.5	-
Surrogate	Surrogate Value	%				-	-	-	-	-	-	-	-	-	-	-	-	-	-
SVOC TIC	SVOC TICS - Detect	Detect				-	-	-	-	-	-	-	0	1	-	-	-	-	-
	SVOC Tentatively Identified Compounds	µg/L	10			-	-	-	-	-	-	-	<10	547	-	-	-	-	-
VOC TIC	VOC TICs - Detect	Detect				-	-	-	-	-	-	-	0	0	-	-	-	-	-
	VOC Tentatively Identified Compounds	µg/l	10			-	-	-	-	-	-	-	<10	<10	-	-	-	-	-
Other	Biochemical Oxygen Demand (5-day test)	µg/L	1000			-	<1000	-	-	-	-	-	<1000	-	-	-	-	-	-
	Redox	mV				-	-	-	-	-	-	-	-	-	-	-	-	-	-
	Salinity (no units)	PSS-78				<2	-	-	-	-	-	-	-	-	-	-	-	-	<2
	Conductivity @ 20oC	µS/cm	5			820	715	804	763	790	775	900	798	1110	943	1040	876	3850	2320
	Total Dissolved Solids (Filtered)	mg/L	10			585	-	-	-	-	-	-	-	-	-	-	-	-	2570
	Biological Oxygen Demand	mg/L	1			6.27	-	3.23	1.82	-	-	31.9	-	>158	8.88	105	-	1080	>538
	Chemical Oxygen Demand	mg/L	7			74.2	11	10.2	40.4	-	-	625	8.28	778	16.2	181	-	2570	1810

					Investigation Phase	GI	LTM	LTM	GI	LTM	LTM	GI	LTM	GI	LTM	GI	LTM	GI	GI
					Location_Code	OH20003	OH20003	OH20003	OH20003	OH20003	OH20003	OH20004	OH20004	OH20004	OH20004	OH20004	OH20004	OH20005	OH20005
					Sampled_Date	23/01/2020	08/10/2020	11/06/2020	11/03/2020	24/11/2020	24/11/2020	27/01/2020	08/10/2020	03/03/2020	17/06/2020	20/04/2020	19/11/2020	17/04/2020	24/01/2020
					Sample_Depth	7.00	7.59	9.00	9.00	0.00	7.38	3.22	4.92	6.00	7.50	8.00	4.74	10.50	4.90
				UK Drinking Water Standards (GAC)	UK Freshwater EQS (GAC)														
Chem_Group	**ChemName**	**output unit**	**EQL**																
	Dissolved Organic Carbon (Filtered)	µg/L	3000			5980	<3000	3970	3330	-	-	19,000	4010	251,000	10,100	60,900	-	723,000	459,000
	pH (Lab)	pH_Units	1	6.5-9.5[#1]	6-9(MAC)[#39]	7.08	6.5	6.52	6.6	-	-	7.97	7.26	7.73	7.26	7.46	-	12	7.94

Environmental Standards Comments
#1:Water Supply (Water Quality) Regulations 2016.
#2:Water Framework Directive (Standards and Classification) Directions (England and Wales) 2015.
#3:Operational Targets and EQS. EA, April 2018
#4:Water Framework Directive (Standards & Classification) Directions (England & Wales) 2015. Dissolved fraction. Lowest criteria presented (<40mg/l of CaCO3). See 'further assessment' if criteria exceeded and hardness (CaCO3) data available.
#5:Water Framework Directive (Standards & Classification) Directions (England & Wales) 2015. Dissolved fraction.
#6:Water Framework Directive (Standards and Classification) Directions (England and Wales) 2015. Dissolved Fraction. If hexavalent chromium (CrVI) data is available, a value of 4.7µg/l may be appropriate for the remaining trivalent chromium (CrIII).
#7:Operational Targets and EQS. EA, April 2018. Dissolved fraction.
#8:Water Framework Directive (Standards & Classification) Directions (England & Wales) 2015. Dissolved & bioavailable (bio) fraction plus background. M-BAT tool to assess: http://wfduk.org/resources/rivers-lakes-metal-bioavailability-assessment-tool-m-bat
#9:Water Framework Directive (Standards & Classification) Directions (England & Wales) 2015. Bioavailable (bio) fraction. M-BAT tool to assess: http://wfduk.org/resources/rivers-lakes-metal-bioavailability-assessment-tool-m-bat
#10:Water Framework Directive (Standards and Classification) Directions (England and Wales) 2015. Dissolved Fraction. MAC adopted in absence of AA value.
#11:Guidelines for Drinking-water Quality, 4th Edition. WHO, 2011. Based on taste rather than a formal guideline.
#12:Water Framework Directive (Standards and Classification) Directions (England and Wales) 2015. Indicator of 'good' status (90%ile) - Ammonia standard for lakes and rivers (total ammonia as nitrogen).
#13:Operational Targets and EQS. EA, April 2018. Dissolved fraction. Lowest criteria presented (<50 mg/l CaCO3). See 'further assessment' values if criteria exceeded and hardness (CaCO3) data available.
#14:Water Supply (Water Quality) Regulations 2016. As NO3.
#15:Water Supply (Water Quality) Regulations 2016. As SO4.
#16:Water Supply (Water Quality) Regulations 2016. Value of 0.1µg/l for PAH split between four individual PAH. Requires summation of benzo(b)fluoranthene, benzo(k)fluoranthene, benzo(ghiperylene and indeno(123cd)pyrene to use 0.1µg/l value.
#17:Water Framework Directive (Standards and Classification) Directions (England and Wales) 2015. Benzo(a)pyrene can be considered as a marker for other PAH for comparison with the corresponding AA-EQS in water.
#18:No UK DWS for total petroleum hydrocarbons (TPH), or speciated TPH fractions. A value of 10 µg/l is adopted for sum TPH based on the rescinded Private Water Supply Regulations, 1991.
#19:No UK EQS for total petroleum hydrocarbons (TPH), or speciated TPH fractions. A value of 50 µg/l is adopted for sum TPH protection of surface water based on 50µg/l-1000µg/l (Surface Waters (Abstraction for Drinking Water) Regulations 1989).
#20:Guidelines for Drinking-water Quality, 4th Edition. WHO, 2011
#21:Proposed Environmental Quality Standard, in absence of legislative standard (Ayscough et al., 2002). https://assets.publishing.service.gov.uk/government/uploads/system/uploads/attachment_data/file/291223/sp2-115-tr4-e-e.pdf
#22:Guidelines for Drinking-water Quality, 4th Edition. WHO, 2011. Value of 500µg/l for sum xylenes split between isomers. Requires summation of m,p & o isomers to use 500µg/l value.
#23:Operational Targets and EQS. EA, April 2018. Value of 30µg/l for sum xylenes split between isomers. Requires summation of m,p & o isomers to use 30µg/l value.
#24:The taste and odour threshold of 15µg/l is commonly adopted as a guide.
#25:The taste and odour threshold of 15µg/l is commonly adopted as a guide. In situations where there is no risk to a drinking water supply or aquifer, a PNEC value of 2,600µg/l may be used.
#26:Water Framework Directive (Standards and Classification) Directions (England and Wales) 2015. Value of 140µg/l for tetrachloroethane split between 2 isomers. Requires summation of 2 isomers to use 140µg/l value.
#27:Guidelines for Drinking-water Quality, 4th Edition. WHO, 2011. In Scotland a value of 200µg/l is used (WAT-PS-10-01).
#28:US EPA Regional Screening Levels, May 2019. https://www.epa.gov/risk/regional-screening-levels-rsls-generic-tables
#29:Guidelines for Drinking-water Quality, 4th Edition. WHO, 2011. In Scotland a value of 7µg/l is used (WAT-PS-10-01).
#30:Water Supply (Water Quality) Regulations 2016. Value of 100µg/l for sum trihalomethanes split between individual compounds. Requires summation of chloroform, bromoform, chlorodibromomethane and bromodichloromethane to use 100µg/l value.
#31:Guidelines for Drinking-water Quality, 4th Edition. WHO, 2011. Value of 50µg/l for sum cis & trans-DCE split between isomers. Requires summation of cis & trans-DCE isomers to use 50µg/l value.
#32:Water Supply (Water Quality) Regulations 2016. Value of 10µg/l for sum of TCE & PCE split between individual compounds. Requires summation of TCE & PCE to use 10µg/l value.
#33:Water Framework Directive (Standards and Classification) Directions (England and Wales) 2015. Value of 0.4µg/l for sum isomers split between 3 isomers. Requires summation of isomers to use 0.4µg/l value.
#34:Water Framework Directive (Standards and Classification) Directions (England and Wales) 2015. Value of 20µg/l for sum isomers split between 3 isomers. Requires summation of isomers to use 20µg/l value.
#35:Position statement (WAT-PS-10-01), SEPA August 2014.
#36:Water Framework Directive (Standards and Classification) Directions (England and Wales) 2015. Value of 0.025µg/l for sum DDT isomers split between 4 isomers. Requires summation of 4 isomers to use 0.025µg/l value.
#37:Water Framework Directive (Standards and Classification) Directions (England and Wales) 2015. Value of 0.01µg/l for sum isomers split between 4 isomers. Requires summation of isomers to use 0.01µg/l value.
#38:Water Framework Directive (Standards and Classification) Directions (England and Wales) 2015. Relates to p,p-DDT (CAS 50-29-3)
#39:Operational Targets and EQS. EA, April 2018. Maximum Allowable Concentration (MAC) adopted in absence of Annual Average (AA) value.

Key

<2.5	Result MDL exceeds GAC
16.1	Result exceeds GAC
-	Determinand not tested for

Notes
Where a range is given the determinand has been analysed for by more than one method

					Investigation Phase	LTM	LTM	GI	LTM	LTM	LTM	LTM	LTM	LTM	GI	LTM	LTM	LTM	GI
					Location_Code	OH20005	OH20005	OH20005	OH20005	WS15002	WS15002	WS15002	WS15002	WS15002	WS15002	WS16001	WS16001	WS16001	WS16001
					Sampled_Date	08/10/2020	17/06/2020	03/03/2020	19/11/2020	12/01/2021	25/11/2020	06/05/2020	29/05/2020	13/10/2020	08/04/2020	13/10/2020	06/05/2020	04/06/2020	03/04/2020
					Sample_Depth	5.35	9.00	9.00	5.15	0.80	0.98	2.80	3.00	1.44	2.50	0.83	2.00	2.00	2.00
				UK Drinking Water Standards (GAC)	UK Freshwater EQS (GAC)														
Chem_Group	**ChemName**	**output unit**	**EQL**																
Metals	Antimony	µg/L	4	5[#1]		-	-	-	-	-	-	-	-	-	-	-	-	-	-
	Arsenic	µg/L	2	10[#1]	50[#2]	7.71	22.4	-	-	46.8	-	2.24	14.2	28.3	-	19	4.01	16.7	-
	Arsenic (Filtered)	µg/L	0.5	10[#1]	50[#2]	6.27	21	9.75	-	17.3	-	1.98	12.2	26.7	2.38	5.01	2.27	16.5	1.74
	Boron	µg/L	20	1000[#1]	2000[#3]	43.2	25.1	-	-	74.3	-	130	306	219	-	109	158	199	-
	Boron (Filtered)	µg/L	10	1000[#1]	2000[#3]	-	-	50.9	-	-	-	-	-	-	163	-	-	-	59.3
	Cadmium	µg/L	0.5	5[#1]	0.08[#4]	<0.5	<0.5	-	-	<0.5	-	<0.5	<0.5	<0.5	-	<0.5	<0.5	<0.5	-
	Cadmium (Filtered)	µg/L	0.08	5[#1]	0.08[#4]	0.147	<0.08	0.488	-	<0.08	-	<0.08	<0.08	<0.08	0.228	<0.8	<0.08	<0.08	<0.08
	Chromium (hexavalent) (Filtered)	µg/L	3		3.4[#5]	3.01	9.47	44	-	53.6	-	<3	-	<150	28.2	<30	27.7	3.85	151
	Chromium	µg/L	3	50[#1]	3.4[#6]	<3	<3	-	-	41.1	-	3.22	<3	70.7	-	14.2	9.17	<3	-
	Chromium (Filtered)	µg/L	1	50[#1]	3.4[#6]	<1	<1	<1	-	42	-	3.06	1.28	71.3	6.73	12.4	1.73	<1	101
	Chromium (Trivalent) (Filtered)	µg/L	3		4.7[#5]	<3	<3	<3	-	-	-	3.06	-	71.3	<3	12.4	<3	<3	<30
	Cobalt (Filtered)	µg/L	0.5		3[#7]	<0.5	<0.5	<0.5	-	1.62	-	7.43	68.5	27.6	11.3	<5	1.52	3.22	<0.5
	Copper	µg/L	1	2000[#1]	1(bio)[#8]	1.05	1.89	-	-	115	-	4.61	14.7	50.9	-	23.9	6.79	1.05	-
	Copper (Filtered)	µg/L	0.3	2000[#1]	1(bio)[#8]	1.09	0.507	13.8	-	63.9	-	1.86	0.87	3.08	2.87	20.2	0.96	<0.3	5.35
	Iron (Filtered)	µg/L	19	200[#1]	1000[#2]	38.9	23.3	23.1	20.7	134	136	24.1	4880	3340	25.8	<190	<19	952	40.3
	Lead	µg/L	1	10[#1]	1.2(bio)[#8]	-	-	-	-	-	-	-	-	-	-	-	-	-	-
	Lead (Filtered)	µg/L	0.2	10[#1]	1.2(bio)[#8]	<0.2	<0.2	0.722	-	0.259	-	<0.2	0.47	0.255	<0.2	<2	<0.2	<0.2	<0.2
	Manganese	µg/L	1	50[#1]	123(bio)[#9]	893	647	-	-	18	-	319	1430	2630	-	35.3	458	1760	-
	Manganese (Filtered)	µg/L	3	50[#1]	123(bio)[#9]	173	177	12.5	22.8	<3	<3	263	1390	-	341	-	284	1860	<3
	Mercury	µg/L	0.02	1[#1]	0.07(MAC)[#10]	<0.02	<0.02	-	-	0.0455	-	<0.02	<0.02	<0.02	-	<0.02	<0.02	<0.02	-
	Mercury (Filtered)	µg/L	0.01	1[#1]	0.07(MAC)[#10]	<0.01	<0.01	<0.01	-	0.0129	-	<0.01	<0.01	0.0394	<0.01	0.501	<0.01	<0.01	<0.01
	Molybdenum	µg/L	9	70[#11]		-	-	-	-	-	-	-	-	-	-	-	-	-	-
	Nickel	µg/L	1	20[#1]	4(bio)[#8]	13.9	8.86	-	-	10.4	-	3.94	48.4	20.5	-	8.45	8.77	6.74	-
	Nickel (Filtered)	µg/L	0.4	20[#1]	4(bio)[#8]	14.7	8.26	36.1	-	7.77	-	3.38	45.7	19	10.5	6.11	3.63	5.37	3.74
	Selenium	µg/L	1	10[#1]		5.83	5.93	-	-	10.2	-	1.9	2.22	22.2	-	16	4.07	2.32	-
	Selenium (Filtered)	µg/L	1	10[#1]		-	-	52.4	-	-	-	-	-	-	4.42	-	-	-	22.9
	Strontium (Filtered)	µg/L	1			-	-	-	-	-	-	-	-	-	-	-	-	-	-
	Vanadium	µg/L	5		20[#12]	-	-	-	-	-	-	-	-	-	-	-	-	-	-
	Zinc	µg/L	5	3000[#11]	10.9(bio)[#8]	14.8	5.69	-	-	<5	-	<5	21.4	21	-	16	42.3	<5	-
	Zinc (Filtered)	µg/L	1	3000[#11]	10.9(bio)[#8]	-	-	<1	-	-	-	-	-	-	5.32	-	-	-	2.26
Inorganics	Total Hardness	mg/l	0.35			305	300	582	264	145	306	1410	3480	2210	1840	411	4460	4580	4150
	Alkalinity (Bicarbonate as CaCO3)	mg/L	2			248	596	2790	366	340	804	230	-	1640	217	363	245	325	293
	Alkalinity (Bicarbonate) as HCO3	mg/L	2			-	294	<2	-	-	-	281	-	-	265	-	238	397	284
	Alkalinity (total) as CaCO3	mg/L	2			-	-	-	480	1030	1180	-	-	-	-	-	-	-	-
	Ammoniacal Nitrogen as N (Filtered)	mg/L	0.01		0.6[#12]	0.383	0.731	1.69	-	-	-	0.458	0.432	0.599	0.014	0.7	0.43	0.493	0.396
	Ammoniacal Nitrogen as NH3 (Filtered)	mg/L	0.01			-	-	-	0.811	2.05	2.02	-	-	-	-	-	-	-	-
	Bromide (Filtered)	mg/L	0.06			-	-	-	-	-	-	-	-	1.96	-	0.727	-	-	-
	Calcium (Filtered)	mg/L	0.2			49.9	55.6	211	20.6	54.5	57.3	251	630	-	407	-	533	508	469
	Chloride (Filtered)	mg/L	2	250[#1]	250[#3]	92.3	106	240	95.8	118	194	208	-	470	241	298	1060	1230	1070
	Cyanide (Free) (Filtered)	µg/L	2.5	50[#1]	1[#2]	<2.5	<2.5	<2.5	-	<2.5	-	<2.5	<2.5	<2.5	<2.5	<2.5	<2.5	<2.5	<2.5
	Cyanide Total (Filtered)	µg/L	5	50[#1]	1[#2]	<5	<5	<5	-	5.63	-	<5	<5	37.4	<5	10.4	<5	<5	<5
	cyanides-complex (Filtered)	µg/L	5	50[#1]	1[#2]	<5	<5	<5	-	<5	-	<5	<5	37.4	<5	9.02	<5	<5	<5
	Fluoride (Filtered)	µg/L	500	1500[#1]	1000[#13]	<500	<500	837	-	-	-	880	-	2550	685	508	<500	<500	<500
	Iodide	mg/L				-	-	-	-	-	-	-	-	-	-	-	-	-	-
	Magnesium (Filtered)	mg/L	0.036			14.7	14.6	<0.036	11.4	1.41	0.226	158	370	237	290	0.389	624	658	528
	Nitrate (as N) (Filtered)	mg/L	0.0677			-	-	-	-	-	-	-	-	-	<0.0677	-	-	-	0.681
	Nitrate (as NO3-) (Filtered)	mg/L	0.3	50(NO3)[#14]		11.4	12.7	6.74	8.99	13.8	8.04	<0.3	-	<0.3	<0.3	8.03	<0.3	<0.3	3.02
	Phosphorus	µg/L	20			81.9	255	-	-	-	-	-	199	-	-	-	-	71.5	-
	Phosphorus (Filtered)	µg/L	10			25.5	124	-	-	-	-	-	47.2	-	-	-	-	47.1	-
	Potassium (Filtered)	mg/L	0.2			27.4	24	57.3	32.5	13.6	17.3	5.12	20	44	11.1	55	24.2	19.9	33.8
	Sodium (Filtered)	mg/L	0.076	200[#1]		251	253	1610	261	651	1210	247	522	2330	401	1510	989	902	1120
	Sulphate (Filtered)	mg/L	2	250(SO4)[#15]	400[#3]	257	210	370	210	246	801	1750	-	3140	1930	1450	3980	4180	4190
	Orthophosphate as P (Filtered)	µg/L	20			-	-	395	-	-	-	-	-	-	<20	-	-	-	61
PAH	Naphthalene	µg/L	0.01		2[#2]	<1 - 0.0495	0.0858	<1 - 0.119	-	0.101	-	0.0301	-	0.155	0.0165	0.146	0.284	0.304	0.0591
	Acenaphthene	µg/L	0.005		No UK EQS	<4 - 0.0182	0.0181	<0.005	-	<0.02	-	<0.005	-	<0.005	<0.005	<0.005	0.0109	0.0135	0.00643
	Acenaphthylene	µg/L	0.005		No UK EQS	<4 - 0.0186	<0.005	<0.005	-	<0.02	-	<0.005	-	<0.005	<0.005	<0.005	0.0123	<0.005	0.00784
	Fluoranthene	µg/L	0.005		0.0063[#2]	<4 - 0.0153	0.0209	<10 - 0.0129	-	<0.02	-	<0.005	-	<0.005	<0.005	0.0107	0.00861	0.0151	0.00845
	Anthracene	µg/L	0.005		0.1[#2]	<4 - 0.00923	0.00671	<0.005	-	<0.02	-	<0.005	-	<0.005	<0.005	<0.005	<0.005	0.00583	0.00728
	Phenanthrene	µg/L	0.005		No UK EQS	<4 - 0.0684	0.097	<10 - 0.0577	-	<0.02	-	<0.005	-	<0.005	<0.005	0.0322	0.0461	0.0818	0.00643
	Fluorene	µg/L	0.005		No UK EQS	<4 - 0.0191	0.0171	<0.005	-	<0.02	-	<0.005	-	<0.005	<0.005	<0.005	0.0253	0.0367	<0.005
	Chrysene	µg/L	0.005		No UK EQS	<0.005	<0.005	<0.005	-	<0.02	-	<0.005	-	<0.005	<0.005	<0.005	<0.005	<0.005	0.00632
	Pyrene	µg/L	0.005		No UK EQS	<4 - 0.00725	0.00938	<10 - 0.00637	-	<0.02	-	<0.005	-	<0.005	<0.005	0.0125	0.0125	0.0145	0.00923
	Benzo(a)anthracene	µg/L	0.005		No UK EQS	<0.005	<0.005	<0.005	-	<0.02	-	<0.005	-	<0.005	<0.005	<0.005	<0.005	<0.005	<0.005
	Benzo(b)fluoranthene	µg/L	0.005	0.025[#16]	See BaP[#17]	<0.005	<0.005	<0.005	-	<0.02	-	<0.005	-	<0.005	<0.005	<0.005	<0.005	<0.005	0.0122
	Benzo(k)fluoranthene	µg/L	0.005	0.025[#16]	See BaP[#17]	<0.005	<0.005	<0.005	-	<0.02	-	<0.005	-	<0.005	<0.005	<0.005	<0.005	<0.005	0.00895
	Benzo(a)pyrene	µg/L	0.002	0.01[#1]	0.00017[#17]	<0.002	<0.002	<0.002	-	<0.008	-	<0.002	-	<0.002	<0.002	<0.002	<0.002	<0.002	0.00526
	Dibenz(a,h)anthracene	µg/L	0.005		No UK EQS	<0.005	<0.005	<0.005	-	<0.02	-	<0.005	-	<0.005	<0.005	<0.005	<0.005	<0.005	0.00648
	Benzo(g,h,i)perylene	µg/L	0.005	0.025[#16]	See BaP[#17]	<0.005	<0.005	<0.005	-	<0.02	-	<0.005	-	<0.005	<0.005	<0.005	<0.005	<0.005	<0.005
	Indeno(1,2,3-c,d)pyrene	µg/L	0.005	0.025[#16]	See BaP[#17]	<0.005	<0.005	<0.005	-	<0.02	-	<0.005	-	<0.005	<0.005	<0.005	<0.005	<0.005	0.0105
	PAH 16 Total	µg/L	0.082			0.206	0.255	0.196	-	<0.328	-	<0.082	-	0.155	<0.082	0.201	0.4	0.472	0.154

						Investigation Phase	LTM	LTM	GI	LTM	LTM	LTM	LTM	LTM	LTM	GI	LTM	LTM	LTM	GI
						Location_Code	OH20005	OH20005	OH20005	OH20005	WS15002	WS15002	WS15002	WS15002	WS15002	WS15002	WS16001	WS16001	WS16001	WS16001
						Sampled_Date	08/10/2020	17/06/2020	03/03/2020	19/11/2020	12/01/2021	25/11/2020	06/05/2020	29/05/2020	13/10/2020	08/04/2020	13/10/2020	06/05/2020	04/06/2020	03/04/2020
						Sample_Depth	5.35	9.00	9.00	5.15	0.80	0.98	2.80	3.00	1.44	2.50	0.83	2.00	2.00	2.00
				UK Drinking Water Standards (GAC)	UK Freshwater EQS (GAC)															
Chem_Group	**ChemName**	**output unit**	**EQL**																	
TPH CWG	>C5-C6 Aliphatics	µg/L	10	See TPH	See TPH	32	23	173	-	-	-	<10	106	152	14	59	19	16	62
	>C6-C8 Aliphatics	µg/L	10	See TPH	See TPH	158	148	1820	-	-	-	43	255	692	83	431	119	96	530
	>C8-C10 Aliphatics	µg/L	10	See TPH	See TPH	191	237	1340	-	-	-	69	540	192	368	426	133	135	328
	>C10-C12 Aliphatics	µg/L	10	See TPH	See TPH	51	44	277	-	-	-	29	78	84	41	206	66	51	124
	>C12-C16 Aliphatics	µg/L	10	See TPH	See TPH	<10	<10	<10	-	-	-	<10	-	<10	<10	<10	<10	<10	<10
	>C16-C21 Aliphatics	µg/L	10	See TPH	See TPH	<10	<10	<10	-	-	-	<10	-	<10	<10	<10	<10	<10	<10
	>C21-C35 Aliphatics	µg/L	10	See TPH	See TPH	<10	<10	<10	-	-	-	<10	-	<10	<10	<10	<10	<10	<10
	>C16-C35 Aliphatics	µg/L	10			<10	<10	<10	-	-	-	<10	-	<10	<10	<10	<10	<10	<10
	Total Aliphatics >C12-C35	µg/L	10			<10	<10	<10	-	-	-	<10	-	<10	<10	<10	<10	<10	<10
	>EC5-EC7 Aromatics	µg/L	10	See TPH	See TPH	-	-	-	-	-	-	-	-	-	-	-	-	-	-
	>EC6-EC7 Aromatics	µg/L	10			<10	<10	<10	-	-	-	<10	<10	<10	<10	<10	<10	<10	<10
	>EC7-EC8 Aromatics	µg/L	10	See TPH	See TPH	<10	<10	<10	-	-	-	<10	<10	<10	<10	<10	<10	<10	<10
	>EC8-EC10 Aromatics	µg/L	10	See TPH	See TPH	176	158	1090	-	-	-	210	360	924	245	865	134	90	528
	>EC10-EC12 Aromatics	µg/L	10	See TPH	See TPH	34	30	185	-	-	-	19	52	56	28	137	44	34	83
	>EC12-EC16 Aromatics	µg/L	10	See TPH	See TPH	12	<10	40	-	-	-	<10	-	48	<10	<10	<10	<10	10
	>EC16-EC21 Aromatics	µg/L	10	See TPH	See TPH	<10	<10	<10	-	-	-	<10	-	<10	<10	<10	<10	<10	<10
	>EC21-EC35 Aromatics	µg/L	10	See TPH	See TPH	<10	<10	<10	-	-	-	<10	-	<10	<10	<10	<10	<10	<10
	Total Aromatics >EC12-EC35	µg/L	10			12	<10	40	-	-	-	<10	-	48	<10	<10	<10	<10	10
	TPH >C5-C35 Aliphatics/Aromatics	µg/L	10	|10[#18]	|50[#19]	654	641	4920	-	-	-	379	-	2150	779	2130	515	422	1670
TPH	>C8-C10	µg/L	10			-	-	-	-	1600	-	-	-	-	-	-	-	-	-
	GRO >C7-8	µg/L	10			-	-	-	-	431	-	-	-	-	-	-	-	-	-
	EPH/TPH >C10-12	µg/L	200			-	-	-	-	465	-	-	-	-	-	-	-	-	-
	EPH/TPH >C12-16	µg/L	200			-	-	-	-	<400	-	-	-	-	-	-	-	-	-
	EPH/TPH >C16-21	µg/L	200			-	-	-	-	<400	-	-	-	-	-	-	-	-	-
	EPH/TPH >C35-40	µg/L	200			-	-	-	-	<400	-	-	-	-	-	-	-	-	-
	EPH >C10-40	µg/L	200			-	-	-	-	1120	-	-	-	-	-	-	-	-	-
	EPH/TPH >C21-28	µg/L	200			-	-	-	-	<400	-	-	-	-	-	-	-	-	-
	EPH/TPH >C28-35	µg/L	200			-	-	-	-	<400	-	-	-	-	-	-	-	-	-
	Total EPH C6-40	µg/L	100			-	-	-	-	3230	-	-	-	-	-	-	-	-	-
	GRO >C5-12	µg/L	50			642	641	4880	-	2350	-	379	1390	2100	779	2130	515	422	1660
	GRO>C10-12	µg/L	10			-	-	-	-	198	-	-	-	-	-	-	-	-	-
	GRO >C5-6	µg/L	10			-	-	-	-	41	-	-	-	-	-	-	-	-	-
	GRO >C6-7	µg/L	10			-	-	-	-	80	-	-	-	-	-	-	-	-	-
BTEX and MTBE	Benzene	µg/L	1	1[#1]	10[#2]	<1	<7	<7 - 1.01	-	<7	-	<7	<7	<7	<7	<7	<7	<7	<7
	Toluene	µg/L	1	700[#20]	74[#2]	<1	<4	<4 - 1.07	-	<4	-	<4	<4	<4	<4	<4	<4	<4	<4
	Ethylbenzene	µg/L	1	300[#20]	20[#21]	<1 - 30	<5	<1 - 168	-	353	-	146	<5	615	<5	555	23	<5	304
	Xylene (m & p)	µg/L	1	250[#22]	15[#23]	<1	<8	<1	-	<8	-	<8	<8	<8	<8	<8	<8	<8	<8
	Xylene (o)	µg/L	1	250[#22]	15[#23]	<1 - 19	<3	<1 - 25	-	88	-	17	<3	178	<3	26	21	<3	6
	Xylene Total	µg/L	2	500[#20]	30[#3]	<2 - 19	<11	<2 - 25	-	88	-	17	<11	178	<11	26	21	<11	<11
	MTBE	µg/L	1	15[#24]	15[#25]	<1	<3	<1	-	<3	-	<3	<3	<3	<3	<3	<3	<3	<3
	Total BTEX	µg/L	28			49	<28	193	-	441	-	163	<28	793	<28	581	44	<28	304
VOC	Styrene	µg/L	1		50[#3]	<1	-	<1	-	-	-	-	-	-	-	-	-	-	-
	cis-1,3-dichloropropene	µg/L	1			<1	-	<1	-	-	-	-	-	-	-	-	-	-	-
	trans-1,3-dichloropropene	µg/L	1			<1	-	<1	-	-	-	-	-	-	-	-	-	-	-
	1,1,1,2-tetrachloroethane	µg/L	1		70[#26]	<1	-	<1	-	-	-	-	-	-	-	-	-	-	-
	1,1,1-trichloroethane	µg/L	1	2000[#27]	100[#3]	<1	-	<1	-	-	-	-	-	-	-	-	-	-	-
	1,1,2,2-tetrachloroethane	µg/L	1		70[#26]	<1	-	<1	-	-	-	-	-	-	-	-	-	-	-
	1,1,2-trichloroethane	µg/L	1		400[#3]	<1	-	<1	-	-	-	-	-	-	-	-	-	-	-
	1,1-dichloroethane	µg/L	1	2.8[#28]		<1	-	<1	-	-	-	-	-	-	-	-	-	-	-
	1,1-dichloroethene	µg/L	1	140[#29]		<1	-	<1	-	-	-	-	-	-	-	-	-	-	-
	1,1-dichloropropene	µg/L	1			<1	-	<1	-	-	-	-	-	-	-	-	-	-	-
	1,2,3-trichloropropane	µg/L	1			<1	-	<1	-	-	-	-	-	-	-	-	-	-	-
	1,2,4-trimethylbenzene	µg/L	1			<1	-	<1	-	-	-	-	-	-	-	-	-	-	-
	1,2-dibromo-3-chloropropane	µg/L	1			<1	-	<1	-	-	-	-	-	-	-	-	-	-	-
	1,2-dibromoethane	µg/L	1			<1	-	<1	-	-	-	-	-	-	-	-	-	-	-
	1,2-dichloroethane	µg/L	1	3[#1]	10[#2]	<1	-	<1	-	-	-	-	-	-	-	-	-	-	-
	1,2-dichloropropane	µg/L	1			<1	-	<1	-	-	-	-	-	-	-	-	-	-	-
	1,3,5-trimethylbenzene	µg/L	1			<1	-	<1	-	-	-	-	-	-	-	-	-	-	-
	1,3-dichloropropane	µg/L	1			<1	-	<1	-	-	-	-	-	-	-	-	-	-	-
	2,2-dichloropropane	µg/L	1			<1	-	<1	-	-	-	-	-	-	-	-	-	-	-
	2-chlorotoluene	µg/L	1			<1	-	<1	-	-	-	-	-	-	-	-	-	-	-
	4-chlorotoluene	µg/L	1			<1	-	<1	-	-	-	-	-	-	-	-	-	-	-
	Bromobenzene	µg/L	1			<1	-	<1	-	-	-	-	-	-	-	-	-	-	-
	Bromochloromethane	µg/L	1			<1	-	<1	-	-	-	-	-	-	-	-	-	-	-
	Bromodichloromethane	µg/L	1	25[#30]		<1	-	<1	-	-	-	-	-	-	-	-	-	-	-
	Bromoform	µg/L	1	25[#30]		<1	-	<1	-	-	-	-	-	-	-	-	-	-	-
	Bromomethane	µg/L	1			<1	-	<1	-	-	-	-	-	-	-	-	-	-	-
	Carbon disulfide	µg/L	1			<1	-	<1	-	-	-	-	-	-	-	-	-	-	-
	Carbon tetrachloride	µg/L	1	3[#1]	12[#2]	<1	-	<1	-	-	-	-	-	-	-	-	-	-	-

					Investigation Phase	LTM	LTM	GI	LTM	LTM	LTM	LTM	LTM	LTM	GI	LTM	LTM	LTM	GI
					Location_Code	OH20005	OH20005	OH20005	OH20005	WS15002	WS15002	WS15002	WS15002	WS15002	WS15002	WS16001	WS16001	WS16001	WS16001
					Sampled_Date	08/10/2020	17/06/2020	03/03/2020	19/11/2020	12/01/2021	25/11/2020	06/05/2020	29/05/2020	13/10/2020	08/04/2020	13/10/2020	06/05/2020	04/06/2020	03/04/2020
					Sample_Depth	5.35	9.00	9.00	5.15	0.80	0.98	2.80	3.00	1.44	2.50	0.83	2.00	2.00	2.00
				UK Drinking Water Standards (GAC)	UK Freshwater EQS (GAC)														
Chem_Group	**ChemName**	**output unit**	**EQL**																
	Chlorodibromomethane	µg/L	1	25[#30]		<1	-	<1	-	-	-	-	-	-	-	-	-	-	-
	Chloroethane	µg/L	1			<1	-	<1	-	-	-	-	-	-	-	-	-	-	-
	Chloroform	µg/L	1	25[#30]	2.5[#2]	<1	-	<1	-	-	-	-	-	-	-	-	-	-	-
	Chloromethane	µg/L	1			<1	-	<1	-	-	-	-	-	-	-	-	-	-	-
	cis-1,2-dichloroethene	µg/L	1	25[#31]		<1	-	<1	-	-	-	-	-	-	-	-	-	-	-
	Dibromomethane	µg/L	1			<1	-	<1	-	-	-	-	-	-	-	-	-	-	-
	Dichlorodifluoromethane	µg/L	1			<1	-	<1	-	-	-	-	-	-	-	-	-	-	-
	Dichloromethane	µg/L	3		20[#2]	<3	-	<3	-	-	-	-	-	-	-	-	-	-	-
	Isopropylbenzene	µg/L	1			<1	-	<1	-	-	-	-	-	-	-	-	-	-	-
	n-butylbenzene	µg/L	1			<1	-	<1	-	-	-	-	-	-	-	-	-	-	-
	n-propylbenzene	µg/L	1			<1	-	<1	-	-	-	-	-	-	-	-	-	-	-
	p-isopropyltoluene	µg/L	1			<1	-	<1	-	-	-	-	-	-	-	-	-	-	-
	sec-butylbenzene	µg/L	1			<1	-	<1	-	-	-	-	-	-	-	-	-	-	-
	Trichloroethene	µg/L	1	5[#32]	10[#2]	<1	-	<1	-	-	-	-	-	-	-	-	-	-	-
	tert-butylbenzene	µg/L	1			<1	-	<1	-	-	-	-	-	-	-	-	-	-	-
	Tetrachloroethene	µg/L	1	5[#32]	10[#2]	<1	-	<1	-	-	-	-	-	-	-	-	-	-	-
	trans-1,2-dichloroethene	µg/L	1	25[#31]		<1	-	<1	-	-	-	-	-	-	-	-	-	-	-
	Trichlorofluoromethane	µg/L	1			<1	-	<1	-	-	-	-	-	-	-	-	-	-	-
	Vinyl chloride	µg/L	1	0.5[#1]		<1	-	<1	-	-	-	-	-	-	-	-	-	-	-
	tert-Amyl methyl ether	µg/L	1			<1	-	<1	-	-	-	-	-	-	-	-	-	-	-
VOC/SVOC	1,2,3-trichlorobenzene	µg/L	0.01		0.13[#33]	<1	<0.01	<1	-	-	-	-	-	-	-	-	-	-	-
	1,2,4-trichlorobenzene	µg/L	0.01		0.13[#33]	<1	<0.01	<1	-	-	-	-	-	-	-	-	-	-	-
	1,2-dichlorobenzene	µg/L	1		6.7[#34]	<1	-	<1	-	-	-	-	-	-	-	-	-	-	-
	1,3,5-Trichlorobenzene	µg/L	0.01		0.13[#33]	<1	<0.01	<1	-	-	-	-	-	-	-	-	-	-	-
	1,3-dichlorobenzene	µg/L	1		6.7[#34]	<1	-	<1	-	-	-	-	-	-	-	-	-	-	-
	1,4-dichlorobenzene	µg/L	1		6.7[#34]	<1	-	<1	-	-	-	-	-	-	-	-	-	-	-
	Chlorobenzene	µg/L	1	100[#35]		<1	-	<1	-	-	-	-	-	-	-	-	-	-	-
	Hexachlorobutadiene	µg/L	0.01		0.6(MAC)[#10]	<1	<0.01	<1	-	-	-	-	-	-	-	-	-	-	-
SVOC	4-bromophenyl phenyl ether	µg/L	1			<4	-	<10	-	-	-	-	-	-	-	-	-	-	-
	4-nitroaniline	µg/L	1			<4	-	<10	-	-	-	-	-	-	-	-	-	-	-
	4-nitrophenol	µg/L	1			<4	-	<10	-	-	-	-	-	-	-	-	-	-	-
	2,4,5-trichlorophenol	µg/L	1			<4	-	<10	-	-	-	-	-	-	-	-	-	-	-
	2,4,6-trichlorophenol	µg/L	1			<4	-	<10	-	-	-	-	-	-	-	-	-	-	-
	2,4-dichlorophenol	µg/L	1		4.2[#2]	<4	-	<10	-	-	-	-	-	-	-	-	-	-	-
	2,4-dimethylphenol	µg/L	1			<4	-	<10	-	-	-	-	-	-	-	-	-	-	-
	2,4-dinitrotoluene	µg/L	1			<4	-	<10	-	-	-	-	-	-	-	-	-	-	-
	2,6-dinitrotoluene	µg/L	1			<4	-	<10	-	-	-	-	-	-	-	-	-	-	-
	2-chloronaphthalene	µg/L	1			<4	-	<10	-	-	-	-	-	-	-	-	-	-	-
	2-chlorophenol	µg/L	1		50[#3]	<4	-	<10	-	-	-	-	-	-	-	-	-	-	-
	2-methylnaphthalene	µg/L	1			<4	-	<10	-	-	-	-	-	-	-	-	-	-	-
	2-methylphenol	µg/L	1			<4	-	<10	-	-	-	-	-	-	-	-	-	-	-
	2-nitroaniline	µg/L	1			<4	-	<10	-	-	-	-	-	-	-	-	-	-	-
	2-nitrophenol	µg/L	1			<4	-	<10	-	-	-	-	-	-	-	-	-	-	-
	3-nitroaniline	µg/L	1			<4	-	<10	-	-	-	-	-	-	-	-	-	-	-
	4,6-Dinitro-2-methylphenol	µg/L				-	<0.3	<3	-	-	-	-	-	-	-	-	-	-	-
	4-chloro-3-methylphenol	µg/L	1		40[#3]	<4	-	<10	-	-	-	-	-	-	-	-	-	-	-
	4-chloroaniline	µg/L	1			<4	-	<10	-	-	-	-	-	-	-	-	-	-	-
	4-chlorophenyl phenyl ether	µg/L	1			<4	-	<10	-	-	-	-	-	-	-	-	-	-	-
	4-methylphenol	µg/L	1			<4	-	<10	-	-	-	-	-	-	-	-	-	-	-
	Azobenzene	µg/L	1			<4	-	<10	-	-	-	-	-	-	-	-	-	-	-
	Bis(2-chloroethoxy) methane	µg/L	1			<4	-	<10	-	-	-	-	-	-	-	-	-	-	-
	Bis(2-chloroethyl)ether	µg/L	1			<4	-	<10	-	-	-	-	-	-	-	-	-	-	-
	Bis(2-ethylhexyl) phthalate	µg/L	2		1.3[#2]	<8	-	<20	-	-	-	-	-	-	-	-	-	-	-
	Butyl benzyl phthalate	µg/L	1		7.5[#2]	<4	-	<10	-	-	-	-	-	-	-	-	-	-	-
	Carbazole	µg/L	1			<4	-	<10	-	-	-	-	-	-	-	-	-	-	-
	Dibenzofuran	µg/L	1			<4	-	<10	-	-	-	-	-	-	-	-	-	-	-
	Diethylphthalate	µg/L	1		200[#3]	<4	-	<10	-	-	-	-	-	-	-	-	-	-	-
	Dimethyl phthalate	µg/L	1		800[#3]	<4	-	<10	-	-	-	-	-	-	-	-	-	-	-
	Di-n-butyl phthalate	µg/L	1		8[#3]	<4	-	<10	-	-	-	-	-	-	-	-	-	-	-
	Di-n-octyl phthalate	µg/L	5		20[#3]	<20	-	<50	-	-	-	-	-	-	-	-	-	-	-
	Hexachlorobenzene	µg/L	0.01		0.05(MAC)[#10]	<4	<0.01	<0.01	-	-	-	-	-	-	-	-	-	-	-
	Hexachlorocyclopentadiene	µg/L	1			<4	-	<10	-	-	-	-	-	-	-	-	-	-	-
	Hexachloroethane	µg/L	1			<4	-	<10	-	-	-	-	-	-	-	-	-	-	-
	Isophorone	µg/L	1			<4	-	<10	-	-	-	-	-	-	-	-	-	-	-
	Nitrobenzene	µg/L	1			<4	-	<10	-	-	-	-	-	-	-	-	-	-	-
	N-nitrosodi-n-propylamine	µg/L	1			<4	-	<10	-	-	-	-	-	-	-	-	-	-	-
	Pentachlorobenzene	µg/L	0.01		0.007[#2]	-	<0.01	<0.01	-	-	-	-	-	-	-	-	-	-	-
	Pentachloronitrobenzene	µg/L	0.01			-	<0.01	<0.01	-	-	-	-	-	-	-	-	-	-	-
	Pentachlorophenol	µg/L	1		0.4[#2]	<4	-	<10	-	-	-	-	-	-	-	-	-	-	-

					Investigation Phase	LTM	LTM	GI	LTM	LTM	LTM	LTM	LTM	LTM	GI	LTM	LTM	LTM	GI
					Location_Code	OH20005	OH20005	OH20005	OH20005	WS15002	WS15002	WS15002	WS15002	WS15002	WS15002	WS16001	WS16001	WS16001	WS16001
					Sampled_Date	08/10/2020	17/06/2020	03/03/2020	19/11/2020	12/01/2021	25/11/2020	06/05/2020	29/05/2020	13/10/2020	08/04/2020	13/10/2020	06/05/2020	04/06/2020	03/04/2020
					Sample_Depth	5.35	9.00	9.00	5.15	0.80	0.98	2.80	3.00	1.44	2.50	0.83	2.00	2.00	2.00
				UK Drinking Water Standards (GAC)	UK Freshwater EQS (GAC)														
Chem_Group	**ChemName**	**output unit**	**EQL**																
PCB	Heptachlorobiphenyl, 2,3,3,4,4,5,5- (PCB 189)	µg/L	0.015			-	-	-	-	-	-	-	-	-	-	-	-	-	-
	Hexachlorobiphenyl, 2,3,3,4,4,5- (PCB 156)	µg/L	0.015			-	-	-	-	-	-	-	-	-	-	-	-	-	-
	Hexachlorobiphenyl, 2,3,3,4,4,5- (PCB 157)	µg/L	0.015			-	-	-	-	-	-	-	-	-	-	-	-	-	-
	Hexachlorobiphenyl, 2,3,4,4,5,5- (PCB 167)	µg/L	0.015			-	-	-	-	-	-	-	-	-	-	-	-	-	-
	Hexachlorobiphenyl, 3,3,4,4,5,5- (PCB 169)	µg/L	0.015			-	-	-	-	-	-	-	-	-	-	-	-	-	-
	PCB 101	µg/L	0.015			-	-	-	-	-	-	-	-	-	-	-	-	-	-
	PCB 118	µg/L	0.015			-	-	-	-	-	-	-	-	-	-	-	-	-	-
	PCB 138	µg/L	0.015			-	-	-	-	-	-	-	-	-	-	-	-	-	-
	PCB 153	µg/L	0.015			-	-	-	-	-	-	-	-	-	-	-	-	-	-
	PCB 180	µg/L	0.015			-	-	-	-	-	-	-	-	-	-	-	-	-	-
	PCB 28	µg/L	0.015			-	-	-	-	-	-	-	-	-	-	-	-	-	-
	PCB 52	µg/L	0.015			-	-	-	-	-	-	-	-	-	-	-	-	-	-
	Pentachlorobiphenyl, 2,3,3,4,4- (PCB 105)	µg/L	0.015			-	-	-	-	-	-	-	-	-	-	-	-	-	-
	Pentachlorobiphenyl, 2,3,4,4,5- (PCB 114)	µg/L	0.015			-	-	-	-	-	-	-	-	-	-	-	-	-	-
	Pentachlorobiphenyl, 2,3,4,4,5- (PCB 123)	µg/L	0.015			-	-	-	-	-	-	-	-	-	-	-	-	-	-
	Pentachlorobiphenyl, 3,3,4,4,5- (PCB 126)	µg/L	0.015			-	-	-	-	-	-	-	-	-	-	-	-	-	-
	Tetrachlorobiphenyl, 3,3,4,4- (PCB 77)	µg/L	0.015			-	-	-	-	-	-	-	-	-	-	-	-	-	-
	Tetrachlorobiphenyl, 3,4,4,5- (PCB 81)	µg/L	0.015			-	-	-	-	-	-	-	-	-	-	-	-	-	-
	Total PCB 7 Congeners	µg/L	0.105			-	-	-	-	-	-	-	-	-	-	-	-	-	-
	Total PCB WHO 12	µg/L	0.18			-	-	-	-	-	-	-	-	-	-	-	-	-	-
Phenolics	Xylenols (Filtered)	µg/L	0.5			1.78	0.76	<5	-	6.52	-	<0.5	<2.5	8.07	<0.5	10.4	<0.5	1.14	<2.5
	Cresol Total (Filtered)	µg/L	0.5			3.45	7.61	59.2	-	3.24	-	0.89	101	6.86	1.17	9.71	1.95	2.85	<2.5
	Phenol	µg/L	1	5800[#28]	7.7[#2]	<4	-	<10	-	-	-	-	-	-	-	-	-	-	-
	Phenol (Filtered)	µg/L	0.5	5800[#28]	7.7[#2]	7.91	7.54	40.1	-	14.6	-	1.68	8.68	39.9	2.52	33.1	2.02	12.6	4.57
	Phenols Monohydric (Filtered)	µg/L	0.5			13.1	15.9	99.3	-	24.4	-	2.57	110	54.8	3.69	53.2	3.97	16.6	4.57
Organotins	Tributyltin	µg/L	0.001		0.0002[#2]	-	-	-	-	-	-	-	-	-	-	-	-	-	-
Pesticides	1-(3.4-Dichlorophenyl) urea (DCPU)	µg/l				-	<0.2	<2	-	-	-	-	-	-	-	-	-	-	-
	2-(4-Chlorophenoxy)propionic acid, 4-CPP	µg/l				-	<0.1	<1	-	-	-	-	-	-	-	-	-	-	-
	2-amino-N-(isopropyl)benzamide	µg/l				-	<0.2	<2	-	-	-	-	-	-	-	-	-	-	-
	2-Chloro-2.6-diethylacetanilide	µg/l				-	<0.1	<1	-	-	-	-	-	-	-	-	-	-	-
	Acibenzolar-S-methyl	µg/l				-	<0.3	<3	-	-	-	-	-	-	-	-	-	-	-
	Aminopyralid	µg/l				-	<0.5	<5	-	-	-	-	-	-	-	-	-	-	-
	Azoxystrobin	µg/L				-	<0.1	<1	-	-	-	-	-	-	-	-	-	-	-
	BAM	µg/l				-	<0.1	<1	-	-	-	-	-	-	-	-	-	-	-
	Benalaxyl	µg/l				-	<0.2	<2	-	-	-	-	-	-	-	-	-	-	-
	Bentazone methyl	µg/l				-	<0.3	<3	-	-	-	-	-	-	-	-	-	-	-
	Bifenox	µg/L				-	<0.4	<4	-	-	-	-	-	-	-	-	-	-	-
	Bitertanol	µg/l				-	<0.2	<2	-	-	-	-	-	-	-	-	-	-	-
	Boscalid	µg/l				-	<0.1	<1	-	-	-	-	-	-	-	-	-	-	-
	Cadusafos	µg/l				-	<0.2	<2	-	-	-	-	-	-	-	-	-	-	-
	Carfentrazone-ethyl	µg/L				-	<0.4	<4	-	-	-	-	-	-	-	-	-	-	-
	Chloridazon-desphenyl	µg/l				-	<0.3	<3	-	-	-	-	-	-	-	-	-	-	-
	Chloridazon-methyl desphenyl	µg/l				-	<0.5	<5	-	-	-	-	-	-	-	-	-	-	-
	Chlorotoluron-desmethyl	µg/l				-	<0.2	<2	-	-	-	-	-	-	-	-	-	-	-
	Chlorpropham	µg/L			10[#3]	-	<0.5	<5	-	-	-	-	-	-	-	-	-	-	-
	Clodinafop	µg/l				-	<0.3	<3	-	-	-	-	-	-	-	-	-	-	-
	Clomeprop	µg/l				-	<0.1	<1	-	-	-	-	-	-	-	-	-	-	-
	Crimidine	µg/l				-	<0.3	<3	-	-	-	-	-	-	-	-	-	-	-
	Cybutryne (Irgarol)	µg/l				-	<0.1	<1	-	-	-	-	-	-	-	-	-	-	-
	Cyprazine	µg/l				-	<0.2	<2	-	-	-	-	-	-	-	-	-	-	-
	Cyprodinil	µg/L				-	<0.2	<2	-	-	-	-	-	-	-	-	-	-	-
	Dichlofenthion	µg/l				-	<0.5	<5	-	-	-	-	-	-	-	-	-	-	-
	Dichlormid	µg/l				-	<0.5	<5	-	-	-	-	-	-	-	-	-	-	-
	Diethofencarb	µg/l				-	<0.2	<2	-	-	-	-	-	-	-	-	-	-	-
	Difenacoum	µg/l				-	<0.2	<2	-	-	-	-	-	-	-	-	-	-	-
	Dimefuron	µg/l				-	<0.2	<2	-	-	-	-	-	-	-	-	-	-	-
	Dimethachlo	µg/l				-	<0.1	<1	-	-	-	-	-	-	-	-	-	-	-
	Dimethenamid	µg/l				-	<0.1	<1	-	-	-	-	-	-	-	-	-	-	-
	Dimethomorph	µg/l				-	<0.1	<1	-	-	-	-	-	-	-	-	-	-	-
	Dinoterb	µg/l				-	<0.4	<4	-	-	-	-	-	-	-	-	-	-	-
	Diuron desmethyl (DCPMU)	µg/l				-	<0.3	<3	-	-	-	-	-	-	-	-	-	-	-
	Epoxiconazole	µg/l				-	<0.3	<3	-	-	-	-	-	-	-	-	-	-	-
	Etrimphos	µg/L	0.01			-	<0.01	<0.01	-	-	-	-	-	-	-	-	-	-	-
	Fenoxaprop	µg/l				-	<0.3	<3	-	-	-	-	-	-	-	-	-	-	-
	Fenpropidin	µg/l				-	<0.2	<2	-	-	-	-	-	-	-	-	-	-	-
	Fenuron	µg/l				-	<0.1	<1	-	-	-	-	-	-	-	-	-	-	-
	Fipronil	µg/L				-	<0.5	<5	-	-	-	-	-	-	-	-	-	-	-
	Florasulam	µg/l				-	<0.2	<2	-	-	-	-	-	-	-	-	-	-	-
	Fluazifop	µg/l				-	<0.2	<2	-	-	-	-	-	-	-	-	-	-	-

					Investigation Phase	LTM	LTM	GI	LTM	LTM	LTM	LTM	LTM	LTM	GI	LTM	LTM	LTM	GI
					Location_Code	OH20005	OH20005	OH20005	OH20005	WS15002	WS15002	WS15002	WS15002	WS15002	WS15002	WS16001	WS16001	WS16001	WS16001
					Sampled_Date	08/10/2020	17/06/2020	03/03/2020	19/11/2020	12/01/2021	25/11/2020	06/05/2020	29/05/2020	13/10/2020	08/04/2020	13/10/2020	06/05/2020	04/06/2020	03/04/2020
					Sample_Depth	5.35	9.00	9.00	5.15	0.80	0.98	2.80	3.00	1.44	2.50	0.83	2.00	2.00	2.00
				UK Drinking Water Standards (GAC)	UK Freshwater EQS (GAC)														
Chem_Group	**ChemName**	**output unit**	**EQL**																
	Fluazifop-P-butyl	µg/L				-	<0.2	<2	-	-	-	-	-	-	-	-	-	-	-
	Foramsulfuron	µg/l				-	<0.1	<1	-	-	-	-	-	-	-	-	-	-	-
	Furathiocarb	µg/l				-	<0.2	<2	-	-	-	-	-	-	-	-	-	-	-
	Haloxyfop	µg/l				-	<0.3	<3	-	-	-	-	-	-	-	-	-	-	-
	Haloxyfop-p-methyl	µg/l				-	<0.3	<3	-	-	-	-	-	-	-	-	-	-	-
	Heptachlor epoxide	µg/L	0.01	0.03[#1]		-	<0.02	<0.01	-	-	-	-	-	-	-	-	-	-	-
	Imazamox	µg/l				-	<0.1	<1	-	-	-	-	-	-	-	-	-	-	-
	Indoxacarb	µg/L				-	<0.5	<5	-	-	-	-	-	-	-	-	-	-	-
	Isoproturon-desmethyl	µg/l				-	<0.2	<2	-	-	-	-	-	-	-	-	-	-	-
	Isoproturon-monodesmethyl	µg/l				-	<0.2	<2	-	-	-	-	-	-	-	-	-	-	-
	Isopyrazam	µg/l				-	<0.3	<3	-	-	-	-	-	-	-	-	-	-	-
	Kresoxim-methyl	µg/l				-	<0.3	<3	-	-	-	-	-	-	-	-	-	-	-
	Malaoxon	µg/l				-	<0.2	<2	-	-	-	-	-	-	-	-	-	-	-
	Mandipropamid	µg/l				-	<0.2	<2	-	-	-	-	-	-	-	-	-	-	-
	Mecarbam	µg/l				-	<0.2	<2	-	-	-	-	-	-	-	-	-	-	-
	Mesotrione	µg/l				-	<0.5	<5	-	-	-	-	-	-	-	-	-	-	-
	Metconazole	µg/l				-	<0.2	<2	-	-	-	-	-	-	-	-	-	-	-
	Metribuzin-desamino	µg/l				-	<0.1	<1	-	-	-	-	-	-	-	-	-	-	-
	Naptalam	µg/l				-	<0.3	<3	-	-	-	-	-	-	-	-	-	-	-
	Nicosulfuron	µg/l				-	<0.1	<1	-	-	-	-	-	-	-	-	-	-	-
	Nuarimol	µg/l				-	<0.2	<2	-	-	-	-	-	-	-	-	-	-	-
	Oxadixyl	µg/l				-	<0.3	<3	-	-	-	-	-	-	-	-	-	-	-
	Paraoxon-ethyl	µg/l				-	<0.2	<2	-	-	-	-	-	-	-	-	-	-	-
	Parathion-ethyl	µg/l				-	<0.5	<5	-	-	-	-	-	-	-	-	-	-	-
	Penconazole	µg/l				-	<0.2	<2	-	-	-	-	-	-	-	-	-	-	-
	Pencycuron	µg/l				-	<0.2	<2	-	-	-	-	-	-	-	-	-	-	-
	Phosphamidon II (E)	µg/l	0.01			-	<0.01	<0.01	-	-	-	-	-	-	-	-	-	-	-
	Pretilachlor	µg/l				-	<0.2	<2	-	-	-	-	-	-	-	-	-	-	-
	Primisulfuron-methyl	µg/l				-	<0.2	<2	-	-	-	-	-	-	-	-	-	-	-
	Prodiamine	µg/l				-	<0.5	<5	-	-	-	-	-	-	-	-	-	-	-
	Propaquizafop	µg/l				-	<0.3	<3	-	-	-	-	-	-	-	-	-	-	-
	Propetamphos	µg/L	0.01		0.03[#3]	-	<0.01	-	-	-	-	-	-	-	-	-	-	-	-
	Prosulfocarb	µg/l				-	<0.1	<1	-	-	-	-	-	-	-	-	-	-	-
	Prothioconazole	µg/l				-	<0.5	<5	-	-	-	-	-	-	-	-	-	-	-
	Pyribenzoxim	µg/l				-	<0.5	<5	-	-	-	-	-	-	-	-	-	-	-
	Quinmerac	µg/l				-	<0.1	<1	-	-	-	-	-	-	-	-	-	-	-
	Quizalofop	µg/l				-	<0.5	<5	-	-	-	-	-	-	-	-	-	-	-
	Rimsulfuron	µg/l				-	<0.1	<1	-	-	-	-	-	-	-	-	-	-	-
	Sebuthylazine	µg/l				-	<0.1	<1	-	-	-	-	-	-	-	-	-	-	-
	Simazine-2-hydroxy	µg/l				-	<0.1	<1	-	-	-	-	-	-	-	-	-	-	-
	Sodium Acifluorfen	µg/L				-	<0.1	<1	-	-	-	-	-	-	-	-	-	-	-
	Sulfosulfuron	µg/l				-	<0.1	<1	-	-	-	-	-	-	-	-	-	-	-
	Tecnazene	µg/L	0.01		1[#3]	-	<0.01	-	-	-	-	-	-	-	-	-	-	-	-
	Teflubenzuron	µg/l				-	<0.3	<3	-	-	-	-	-	-	-	-	-	-	-
	Terbuthylazine-desethyl	µg/l				-	<0.1	<1	-	-	-	-	-	-	-	-	-	-	-
	Terbuthylazine-desethyl-2-hydroxy	µg/l				-	<0.1	<1	-	-	-	-	-	-	-	-	-	-	-
	Terbuthylazine-hydroxy	µg/l				-	<0.1	<1	-	-	-	-	-	-	-	-	-	-	-
	Thiabendazole	µg/L			5[#3]	-	<0.3	<3	-	-	-	-	-	-	-	-	-	-	-
	Thiamethoxam	µg/L				-	<0.1	<1	-	-	-	-	-	-	-	-	-	-	-
	Tribenuron-methyl	µg/L				-	<0.1	<1	-	-	-	-	-	-	-	-	-	-	-
	Trietazine	µg/L	0.01			-	<0.01	<0.01	-	-	-	-	-	-	-	-	-	-	-
	Trifloxysulfuron-sodium	µg/l				-	<0.1	<1	-	-	-	-	-	-	-	-	-	-	-
	Triflusulfuron-methyl	µg/l				-	<0.1	<1	-	-	-	-	-	-	-	-	-	-	-
	Triforine	µg/l				-	<0.5	<5	-	-	-	-	-	-	-	-	-	-	-
	Triticonazole	µg/l				-	<0.1	<1	-	-	-	-	-	-	-	-	-	-	-
	Desmetryn	mg/L				-	<0.0001	<0.001	-	-	-	-	-	-	-	-	-	-	-
	Simetryn	mg/L				-	<0.0001	<0.001	-	-	-	-	-	-	-	-	-	-	-
	Clothianidin	µg/L				-	<0.1	<1	-	-	-	-	-	-	-	-	-	-	-
	Cymoxanil	µg/L				-	<0.5	<5	-	-	-	-	-	-	-	-	-	-	-
	Fluazifop-butyl	µg/L				-	<0.2	<2	-	-	-	-	-	-	-	-	-	-	-
	Imazamethabenz-methyl	µg/L				-	<0.1	<1	-	-	-	-	-	-	-	-	-	-	-
	Mesosulfuron-methyl	µg/L				-	<0.2	<2	-	-	-	-	-	-	-	-	-	-	-
	Metamitron	µg/L				-	<0.3	<3	-	-	-	-	-	-	-	-	-	-	-
	Metobromuron	µg/L				-	<0.3	<3	-	-	-	-	-	-	-	-	-	-	-
	Monuron	µg/L				-	<0.2	<2	-	-	-	-	-	-	-	-	-	-	-
	Secbumeton	µg/L				-	<0.1	<1	-	-	-	-	-	-	-	-	-	-	-
	Spiroxamine	µg/L				-	<0.1	<1	-	-	-	-	-	-	-	-	-	-	-
	Clomazon	µg/L				-	<0.1	<1	-	-	-	-	-	-	-	-	-	-	-
	Metazachlor	µg/L	0.01			-	<0.01	<0.01	-	-	-	-	-	-	-	-	-	-	-

					Investigation Phase	LTM	LTM	GI	LTM	LTM	LTM	LTM	LTM	LTM	GI	LTM	LTM	LTM	GI
					Location_Code	OH20005	OH20005	OH20005	OH20005	WS15002	WS15002	WS15002	WS15002	WS15002	WS15002	WS16001	WS16001	WS16001	WS16001
					Sampled_Date	08/10/2020	17/06/2020	03/03/2020	19/11/2020	12/01/2021	25/11/2020	06/05/2020	29/05/2020	13/10/2020	08/04/2020	13/10/2020	06/05/2020	04/06/2020	03/04/2020
					Sample_Depth	5.35	9.00	9.00	5.15	0.80	0.98	2.80	3.00	1.44	2.50	0.83	2.00	2.00	2.00
				UK Drinking Water Standards (GAC)	UK Freshwater EQS (GAC)														
Chem_Group	ChemName	output unit	EQL																
	Methabenzthiazuran	µg/L				-	<0.1	<1	-	-	-	-	-	-	-	-	-	-	-
	Iprovalicarb	µg/L				-	<0.1	<1	-	-	-	-	-	-	-	-	-	-	-
	Chloroxuron	µg/L				-	<0.1	<1	-	-	-	-	-	-	-	-	-	-	-
	Neburon	µg/L				-	<0.1	<1	-	-	-	-	-	-	-	-	-	-	-
	Metribuzin	µg/L				-	<0.3	<3	-	-	-	-	-	-	-	-	-	-	-
	2,3,6-Trichlorobenzoic Acid (Tba)	µg/L				-	<4	<10	-	-	-	-	-	-	-	-	-	-	-
	2,4,5-Trichlorophenoxy Acetic Acid	µg/L				-	<2	<1	-	-	-	-	-	-	-	-	-	-	-
	2,4,5-TP (Silvex)	µg/L				-	<0.25	<1	-	-	-	-	-	-	-	-	-	-	-
	Pyrimethanil	µg/L				-	<0.2	<2	-	-	-	-	-	-	-	-	-	-	-
	Hedonal	µg/L			0.3[#2]	-	<0.1	<1	-	-	-	-	-	-	-	-	-	-	-
	2,4-DDT	µg/L	0.01		0.00625[#36]	-	<0.02	<0.02	-	-	-	-	-	-	-	-	-	-	-
	Propachlor	µg/L	0.01			-	<0.01	<0.01	-	-	-	-	-	-	-	-	-	-	-
	Propamocarb	µg/L				-	<0.3	<3	-	-	-	-	-	-	-	-	-	-	-
	2,4-Dichlorprop	µg/L				-	<0.1	<1	-	-	-	-	-	-	-	-	-	-	-
	3-Hydroxy Carbofuran	µg/L				-	<0.1	<1	-	-	-	-	-	-	-	-	-	-	-
	4-(2,4-Dichlorophenoxy)butyric Acid (2,4-DB)	µg/L				-	<0.2	<2	-	-	-	-	-	-	-	-	-	-	-
	4,4-DDE	µg/L	0.01		0.00625[#36]	-	<0.02	<0.01	-	-	-	-	-	-	-	-	-	-	-
	4-Bromo-3,5-dimethylphenyl-N-methylcarbamate	µg/L				-	<0.2	<2	-	-	-	-	-	-	-	-	-	-	-
	a-BHC	µg/L	0.01			-	<0.02	<0.01	-	-	-	-	-	-	-	-	-	-	-
	Acetochlor	µg/L				-	<0.3	<3	-	-	-	-	-	-	-	-	-	-	-
	Aldicarb	µg/L				-	<0.5	<5	-	-	-	-	-	-	-	-	-	-	-
	Aldicarb sulfone	µg/L				-	<0.1	<1	-	-	-	-	-	-	-	-	-	-	-
	Aldrin	µg/L	0.01	0.03[#1]	0.0025[#37]	-	<0.02	<0.01	-	-	-	-	-	-	-	-	-	-	-
	Ametryn	µg/L				-	<0.1	<1	-	-	-	-	-	-	-	-	-	-	-
	Amidosulfuron	µg/L				-	<0.2	<2	-	-	-	-	-	-	-	-	-	-	-
	Acetamiprid	µg/L				-	<0.1	<1	-	-	-	-	-	-	-	-	-	-	-
	Aclonifen	µg/L				-	<0.3	<3	-	-	-	-	-	-	-	-	-	-	-
	Actril (loxynil)	µg/L			10[#3]	-	<0.1	<1	-	-	-	-	-	-	-	-	-	-	-
	Atraton	µg/L				-	<0.1	<1	-	-	-	-	-	-	-	-	-	-	-
	Atrazine	µg/L	0.01		0.6[#2]	-	<0.1 - 0.2	<0.01	-	-	-	-	-	-	-	-	-	-	-
	Azinophos methyl	µg/L	0.02		0.01[#7]	-	<0.02	<0.02	-	-	-	-	-	-	-	-	-	-	-
	Baygon	µg/L				-	<0.1	<1	-	-	-	-	-	-	-	-	-	-	-
	b-BHC	µg/L	0.01			-	<0.02	<0.01	-	-	-	-	-	-	-	-	-	-	-
	Benazolin	µg/L				-	<0.75	<5	-	-	-	-	-	-	-	-	-	-	-
	Bendiocarb	µg/L				-	<0.1	<1	-	-	-	-	-	-	-	-	-	-	-
	Bentazone	µg/L			500[#3]	-	<0.1	<1	-	-	-	-	-	-	-	-	-	-	-
	Bidrin	µg/L				-	<0.1	<1	-	-	-	-	-	-	-	-	-	-	-
	Bromacil	µg/L				-	<0.1	<1	-	-	-	-	-	-	-	-	-	-	-
	Bromazil	µg/L				-	<0.3	<3	-	-	-	-	-	-	-	-	-	-	-
	Bromophos-ethyl	µg/L				-	<0.3	<3	-	-	-	-	-	-	-	-	-	-	-
	Bromoxynil	µg/L			100[#3]	-	<0.1	<1	-	-	-	-	-	-	-	-	-	-	-
	Carbaryl	µg/L				-	<0.1	<1	-	-	-	-	-	-	-	-	-	-	-
	Carbendazim	µg/L			0.15[#3]	-	<0.1	<1	-	-	-	-	-	-	-	-	-	-	-
	Carbetamide	µg/L				-	<0.1	<1	-	-	-	-	-	-	-	-	-	-	-
	Carbofuran	µg/L				-	<0.1	<1	-	-	-	-	-	-	-	-	-	-	-
	Carbophenothion	µg/L	0.01			-	<0.01	-	-	-	-	-	-	-	-	-	-	-	-
	Carboxin	µg/L				-	<0.2	<2	-	-	-	-	-	-	-	-	-	-	-
	Chlorbromuron	µg/L				-	<0.1	<1	-	-	-	-	-	-	-	-	-	-	-
	Chlordane (cis)	µg/L	0.01			-	<0.01	<0.01	-	-	-	-	-	-	-	-	-	-	-
	Azinphos Ethyl	µg/L	0.02			-	<0.02	<4	-	-	-	-	-	-	-	-	-	-	-
	Chlordane (trans)	µg/L	0.01			-	<0.01	<0.01	-	-	-	-	-	-	-	-	-	-	-
	Chlorfenvinphos	µg/L	0.01		0.1[#2]	-	<0.01	<0.01	-	-	-	-	-	-	-	-	-	-	-
	Chloridazon	µg/L				-	<0.1	<1	-	-	-	-	-	-	-	-	-	-	-
	Chlorotoluron	µg/L			2[#3]	-	<0.1	<1	-	-	-	-	-	-	-	-	-	-	-
	Chlorpyrifos	µg/L	0.01			-	<0.01	<0.5	-	-	-	-	-	-	-	-	-	-	-
	Chlorpyrifos-methyl	µg/L	0.01			-	<0.01	<0.01	-	-	-	-	-	-	-	-	-	-	-
	Chlorsulfuron	µg/L				-	<0.1	<1	-	-	-	-	-	-	-	-	-	-	-
	Clopyralid	µg/L				-	<1.2	<3	-	-	-	-	-	-	-	-	-	-	-
	Coumaphos	µg/L	0.01		0.03[#3]	-	<0.01	<0.01	-	-	-	-	-	-	-	-	-	-	-
	Cyanazine	µg/L	0.01			-	<0.01	<0.01	-	-	-	-	-	-	-	-	-	-	-
	Cyproconazole	µg/L				-	<0.1	<1	-	-	-	-	-	-	-	-	-	-	-
	Cyromazine	µg/L				-	<2	<5	-	-	-	-	-	-	-	-	-	-	-
	d-BHC	µg/L	0.01			-	<0.02	<0.01	-	-	-	-	-	-	-	-	-	-	-
	DDD	µg/L	0.01		0.00625[#36]	-	<0.02	<0.01	-	-	-	-	-	-	-	-	-	-	-
	DDT	µg/L	0.01		0.01[#38]	-	<0.04	<0.03	-	-	-	-	-	-	-	-	-	-	-
	Deisopropylatrazine	µg/L				-	<0.1	<1	-	-	-	-	-	-	-	-	-	-	-
	Chlorothalonil	µg/L	0.01		0.035[#2]	-	<0.04	<0.02	-	-	-	-	-	-	-	-	-	-	-
	Deethylatrazine	µg/L				-	<0.1	<1	-	-	-	-	-	-	-	-	-	-	-
	Demeton-S-methyl	µg/L	0.01			-	<0.01	-	-	-	-	-	-	-	-	-	-	-	-

					Investigation Phase	LTM	LTM	GI	LTM	LTM	LTM	LTM	LTM	LTM	GI	LTM	LTM	LTM	GI
					Location_Code	OH20005	OH20005	OH20005	OH20005	WS15002	WS15002	WS15002	WS15002	WS15002	WS15002	WS16001	WS16001	WS16001	WS16001
					Sampled_Date	08/10/2020	17/06/2020	03/03/2020	19/11/2020	12/01/2021	25/11/2020	06/05/2020	29/05/2020	13/10/2020	08/04/2020	13/10/2020	06/05/2020	04/06/2020	03/04/2020
					Sample_Depth	5.35	9.00	9.00	5.15	0.80	0.98	2.80	3.00	1.44	2.50	0.83	2.00	2.00	2.00
				UK Drinking Water Standards (GAC)	UK Freshwater EQS (GAC)														
Chem_Group	**ChemName**	**output unit**	**EQL**																
	Diazinon	µg/L	0.01		0.01[#2]	-	<0.01	<0.01	-	-	-	-	-	-	-	-	-	-	-
	Dicamba	µg/L				-	<0.3	<3	-	-	-	-	-	-	-	-	-	-	-
	Dichlobenil	µg/L	0.01			-	<0.01	-	-	-	-	-	-	-	-	-	-	-	-
	Dichlorvos	µg/L	0.01		0.001[#3]	-	<0.01	<0.01	-	-	-	-	-	-	-	-	-	-	-
	Diclofop	µg/L				-	<0.2	<2	-	-	-	-	-	-	-	-	-	-	-
	Dieldrin	µg/L	0.01	0.03[#1]	0.0025[#37]	-	<0.02	<0.01	-	-	-	-	-	-	-	-	-	-	-
	Difenoconazole	µg/L				-	<0.2	<2	-	-	-	-	-	-	-	-	-	-	-
	Difenoxuron	µg/L				-	<0.2	<2	-	-	-	-	-	-	-	-	-	-	-
	Diflubenzuron	µg/L			0.001[#3]	-	<0.2	<2	-	-	-	-	-	-	-	-	-	-	-
	Diflufenican	µg/L				-	<0.1	<1	-	-	-	-	-	-	-	-	-	-	-
	Dimethoate	µg/L	0.01		0.48[#2]	-	<0.01	<0.01	-	-	-	-	-	-	-	-	-	-	-
	Dinoseb	µg/L				-	<0.2	<2	-	-	-	-	-	-	-	-	-	-	-
	Disulfoton	µg/L	0.01			-	<0.01	-	-	-	-	-	-	-	-	-	-	-	-
	Diuron	µg/L			0.2[#2]	-	<0.1	<1	-	-	-	-	-	-	-	-	-	-	-
	Endosulfan I	µg/L	0.01			-	<0.02	<0.01	-	-	-	-	-	-	-	-	-	-	-
	Endosulfan II	µg/L	0.02			-	<0.04	<0.02	-	-	-	-	-	-	-	-	-	-	-
	Endosulfan sulphate	µg/L	0.04			-	<0.04	-	-	-	-	-	-	-	-	-	-	-	-
	Endrin	µg/L	0.01		0.0025[#37]	-	<0.02	<0.01	-	-	-	-	-	-	-	-	-	-	-
	s-Ethyl dipropylthiocarbamate	µg/L				-	<0.2	<2	-	-	-	-	-	-	-	-	-	-	-
	Ethiofencarb	µg/L				-	<0.2	<2	-	-	-	-	-	-	-	-	-	-	-
	Ethion	µg/L	0.01			-	<0.01	<2	-	-	-	-	-	-	-	-	-	-	-
	Ethoprop	µg/L				-	<0.2	<2	-	-	-	-	-	-	-	-	-	-	-
	Ethofumesate	µg/L				-	<0.1	<1	-	-	-	-	-	-	-	-	-	-	-
	Etridiazole	µg/L	0.01			-	<0.01	<0.01	-	-	-	-	-	-	-	-	-	-	-
	Fenamiphos	µg/L				-	<0.2	<2	-	-	-	-	-	-	-	-	-	-	-
	Fenarimol	µg/L				-	<0.3	<3	-	-	-	-	-	-	-	-	-	-	-
	Fenitrothion	µg/L	0.01		0.01[#3]	-	<0.01	<0.01	-	-	-	-	-	-	-	-	-	-	-
	Fensulfothion	µg/L				-	<0.2	<2	-	-	-	-	-	-	-	-	-	-	-
	Fenhexamid	µg/L				-	<0.3	<3	-	-	-	-	-	-	-	-	-	-	-
	Fenoxycarb	µg/L				-	<0.2	<2	-	-	-	-	-	-	-	-	-	-	-
	Fenthion	µg/L	0.01			-	<0.01	<0.01	-	-	-	-	-	-	-	-	-	-	-
	Fenpropimorf	µg/L				-	<0.1	<1	-	-	-	-	-	-	-	-	-	-	-
	Fluroxypyr	µg/L				-	<0.2	<2	-	-	-	-	-	-	-	-	-	-	-
	Flutolanil	µg/L				-	<0.2	<2	-	-	-	-	-	-	-	-	-	-	-
	Fonofos	µg/L				-	<0.5	<5	-	-	-	-	-	-	-	-	-	-	-
	g-BHC (Lindane)	µg/L	0.01			-	<0.02	<0.01	-	-	-	-	-	-	-	-	-	-	-
	Haloxyfop-methyl	µg/L				-	<0.3	<3	-	-	-	-	-	-	-	-	-	-	-
	Thifensulfuron	µg/L				-	<0.1	<1	-	-	-	-	-	-	-	-	-	-	-
	Heptachlor	µg/L	0.01	0.03[#1]		-	<0.02	<0.01	-	-	-	-	-	-	-	-	-	-	-
	Hexaconazole	µg/L				-	<0.2	<2	-	-	-	-	-	-	-	-	-	-	-
	Hexazinone	µg/L				-	<0.1	<1	-	-	-	-	-	-	-	-	-	-	-
	Hydroxyatrazine	µg/L				-	<0.1	<1	-	-	-	-	-	-	-	-	-	-	-
	Iprodione	µg/L				-	<0.3	<3	-	-	-	-	-	-	-	-	-	-	-
	Isodrin	µg/L	0.01		0.0025[#37]	-	<0.02	<0.01	-	-	-	-	-	-	-	-	-	-	-
	Isoproturon	µg/L			0.3[#2]	-	<0.1	<1	-	-	-	-	-	-	-	-	-	-	-
	Linuron	µg/L			0.5[#2]	-	<0.2	<2	-	-	-	-	-	-	-	-	-	-	-
	Malathion	µg/L	0.01		0.01[#3]	-	<0.01	<0.01	-	-	-	-	-	-	-	-	-	-	-
	2-Methyl-4-chlorophenoxyacetic acid	µg/L				-	<0.3	<1	-	-	-	-	-	-	-	-	-	-	-	-
	2-Methyl-4-Chlorophenoxy Butanoic Acid	µg/L				-	<0.2	<2	-	-	-	-	-	-	-	-	-	-	-	-
	Mecoprop	µg/L			18[#2]	-	<0.1	<1	-	-	-	-	-	-	-	-	-	-	-	-
	Mefenpyr-diethyl	µg/L				-	<0.2	<2	-	-	-	-	-	-	-	-	-	-	-	-
	Metachlor	µg/L	0.01		0.3[#2]	-	<0.01	<0.01	-	-	-	-	-	-	-	-	-	-	-	-
	Metalaxyl	µg/L				-	<0.1	<1	-	-	-	-	-	-	-	-	-	-	-	-
	Methamidophos	µg/L				-	<0.1	<1	-	-	-	-	-	-	-	-	-	-	-	-
	Methidathion	µg/L				-	<0.1	<1	-	-	-	-	-	-	-	-	-	-	-	-
	Methiocarb	µg/L			0.01[#3]	-	<0.1	<1	-	-	-	-	-	-	-	-	-	-	-	-
	Methomyl	µg/L				-	<0.1	<1	-	-	-	-	-	-	-	-	-	-	-	-
	Methoxychlor	µg/L	0.01			-	<0.04	<0.03	-	-	-	-	-	-	-	-	-	-	-	-
	Methoxyfenozide	µg/L				-	<0.3	<3	-	-	-	-	-	-	-	-	-	-	-	-
	Methyl parathion	µg/L	0.01			-	<0.01	<0.01	-	-	-	-	-	-	-	-	-	-	-	-
	Metolachlor	µg/L				-	<0.1	<1	-	-	-	-	-	-	-	-	-	-	-	-
	Metoxuron	µg/L				-	<0.1	<1	-	-	-	-	-	-	-	-	-	-	-	-
	Metsulfuron Methyl	µg/L				-	<0.1	<1	-	-	-	-	-	-	-	-	-	-	-	-
	Mevinphos (Phosdrin)	µg/L	0.01		0.02(MAC)[#39]	-	<0.01	<0.01	-	-	-	-	-	-	-	-	-	-	-	-
	Molinate	µg/L				-	<0.1	<1	-	-	-	-	-	-	-	-	-	-	-	-
	Monlinuran	µg/L				-	<0.2	<2	-	-	-	-	-	-	-	-	-	-	-	-
	Monocrotophos	µg/L				-	<0.1	<1	-	-	-	-	-	-	-	-	-	-	-	-
	Napropamide	µg/L				-	<0.1	<1	-	-	-	-	-	-	-	-	-	-	-	-
	Flusilazole (NuStar)	µg/L				-	<0.1	<1	-	-	-	-	-	-	-	-	-	-	-	-

					Investigation Phase	LTM	LTM	GI	LTM	LTM	LTM	LTM	LTM	LTM	GI	LTM	LTM	LTM	GI
					Location_Code	OH20005	OH20005	OH20005	OH20005	WS15002	WS15002	WS15002	WS15002	WS15002	WS15002	WS16001	WS16001	WS16001	WS16001
					Sampled_Date	08/10/2020	17/06/2020	03/03/2020	19/11/2020	12/01/2021	25/11/2020	06/05/2020	29/05/2020	13/10/2020	08/04/2020	13/10/2020	06/05/2020	04/06/2020	03/04/2020
					Sample_Depth	5.35	9.00	9.00	5.15	0.80	0.98	2.80	3.00	1.44	2.50	0.83	2.00	2.00	2.00
				UK Drinking Water Standards (GAC)	UK Freshwater EQS (GAC)														
Chem_Group	**ChemName**	**output unit**	**EQL**																
	o,p-DDD	µg/L	0.01			-	<0.02	<0.01	-	-	-	-	-	-	-	-	-	-	-
	o,p'-DDE	µg/L	0.01			-	<0.02	<0.01	-	-	-	-	-	-	-	-	-	-	-
	o,p-Methoxychlor	µg/L	0.04			-	<0.04	-	-	-	-	-	-	-	-	-	-	-	-
	Omethoate	µg/L	0.01		0.01[#3]	-	<0.01	<0.01	-	-	-	-	-	-	-	-	-	-	-
	Oxamyl	µg/L				-	<0.1	<1	-	-	-	-	-	-	-	-	-	-	-
	Paclobutrazol	µg/L				-	<0.2	<2	-	-	-	-	-	-	-	-	-	-	-
	Methyl Paraoxon	µg/L				-	<0.2	<2	-	-	-	-	-	-	-	-	-	-	-
	Parathion	µg/L	0.01			-	<0.01	<0.01	-	-	-	-	-	-	-	-	-	-	-
	Pendimethalin	µg/L	0.01		0.3[#2]	-	<0.01	<0.01	-	-	-	-	-	-	-	-	-	-	-
	Imidacloprid	µg/L				-	<0.1	<1	-	-	-	-	-	-	-	-	-	-	-
	Permethrin	µg/L	0.02		0.001[#3]	-	<0.02	-	-	-	-	-	-	-	-	-	-	-	-
	Permethrin II	µg/L	0.02			-	<0.02	-	-	-	-	-	-	-	-	-	-	-	-
	Phorate	µg/L	0.01			-	<0.01	<0.01	-	-	-	-	-	-	-	-	-	-	-
	Phosmet	µg/L				-	<0.5	<5	-	-	-	-	-	-	-	-	-	-	-
	Lenacil	µg/L				-	<0.3	<3	-	-	-	-	-	-	-	-	-	-	-
	Picloram	µg/L				-	<0.2	<2	-	-	-	-	-	-	-	-	-	-	-
	Picoxystrobin	µg/L				-	<0.1	<1	-	-	-	-	-	-	-	-	-	-	-
	Pirimicarb	µg/L			1[#3]	-	<0.1	<1	-	-	-	-	-	-	-	-	-	-	-
	Pirimiphos-methyl	µg/L	0.01		0.015[#3]	-	<0.01	<1	-	-	-	-	-	-	-	-	-	-	-
	Pirimphos-ethyl	µg/L				-	<0.2	<2	-	-	-	-	-	-	-	-	-	-	-
	Prochloraz	µg/L			4[#3]	-	<0.2	<2	-	-	-	-	-	-	-	-	-	-	-
	Profenofos	µg/L				-	<0.1	<1	-	-	-	-	-	-	-	-	-	-	-
	Promecarb	µg/L				-	<0.1	<1	-	-	-	-	-	-	-	-	-	-	-
	Prometon	µg/L				-	<0.2	<2	-	-	-	-	-	-	-	-	-	-	-
	Prometryn	µg/L	0.01			-	<0.01	<0.01	-	-	-	-	-	-	-	-	-	-	-
	Pronamide	µg/L	0.01		100[#3]	-	<0.01	<0.01	-	-	-	-	-	-	-	-	-	-	-
	Propanil	µg/L				-	<0.3	<3	-	-	-	-	-	-	-	-	-	-	-
	Propazine	µg/L	0.01			-	<0.01	<0.01	-	-	-	-	-	-	-	-	-	-	-
	Propham	µg/L				-	<0.5	<5	-	-	-	-	-	-	-	-	-	-	-
	Propiconazole	µg/L				-	<0.1	<1	-	-	-	-	-	-	-	-	-	-	-
	Propoxycarbazone-sodium	µg/L				-	<0.5	<1	-	-	-	-	-	-	-	-	-	-	-
	Pursuit	µg/L				-	<0.1	<1	-	-	-	-	-	-	-	-	-	-	-
	Pyriproxyfen	µg/L				-	<0.3	<3	-	-	-	-	-	-	-	-	-	-	-
	Quinclorac	µg/L				-	<0.2	<2	-	-	-	-	-	-	-	-	-	-	-
	Quinoxyfen	µg/L				-	<0.4	<4	-	-	-	-	-	-	-	-	-	-	-
	Savey	µg/L				-	<0.2	<2	-	-	-	-	-	-	-	-	-	-	-
	Sethoxydim	µg/L				-	<0.2	<2	-	-	-	-	-	-	-	-	-	-	-
	Simazine	µg/L	0.01		1[#2]	-	<0.01	<0.01	-	-	-	-	-	-	-	-	-	-	-
	Tebuthiuron	µg/L				-	<0.2	<2	-	-	-	-	-	-	-	-	-	-	-
	Terbutryn	µg/L	0.01			-	<0.01	<0.01	-	-	-	-	-	-	-	-	-	-	-
	Terbutylazine	µg/L				-	<0.1	<1	-	-	-	-	-	-	-	-	-	-	-
	Phosalone	µg/L	0.01			-	<0.01	<1	-	-	-	-	-	-	-	-	-	-	-
	Phosphamidon	µg/L	0.01			-	<0.01	<0.01	-	-	-	-	-	-	-	-	-	-	-
	Thiobencarb	µg/L				-	<0.1	<1	-	-	-	-	-	-	-	-	-	-	-
	Thiophanate-methyl	µg/L				-	<0.3	<3	-	-	-	-	-	-	-	-	-	-	-
	Triadimefon	µg/L	0.01			-	<0.01	<0.01	-	-	-	-	-	-	-	-	-	-	-
	Triadimenol	µg/L				-	<0.1	<1	-	-	-	-	-	-	-	-	-	-	-
	Triallate	µg/L	0.01		0.25[#3]	-	<0.01	<5	-	-	-	-	-	-	-	-	-	-	-
	Triasulfuron	µg/L				-	<0.2	<2	-	-	-	-	-	-	-	-	-	-	-
	Tributyl phosphate	µg/L	0.05		50[#3]	-	-	-	-	-	-	-	-	-	-	-	-	-	-
	Triclopyr	µg/L				-	<0.9	<3	-	-	-	-	-	-	-	-	-	-	-
	Triclosan	µg/L				-	<2.5	<5	-	-	-	-	-	-	-	-	-	-	-
	Trifluralin	µg/L	0.01		0.03[#2]	-	<0.02	<0.01	-	-	-	-	-	-	-	-	-	-	-
	Tebuconazole	µg/L				-	<0.1	<1	-	-	-	-	-	-	-	-	-	-	-
	Telodrin	µg/L	0.01			-	<0.01	<0.01	-	-	-	-	-	-	-	-	-	-	-
	Triazophos	µg/L	0.01		0.005[#3]	-	<0.01	<2	-	-	-	-	-	-	-	-	-	-	-
	Tricyclazole	µg/L				-	<0.1	<1	-	-	-	-	-	-	-	-	-	-	-
Surrogate	Surrogate Value	%				-	-	-	-	-	-	-	-	-	-	-	-	-	-
SVOC TIC	SVOC TICS - Detect	Detect				1	-	1	-	-	-	-	-	-	-	-	-	-	-
	SVOC Tentatively Identified Compounds	µg/L	10			3970	-	27,900	-	-	-	-	-	-	-	-	-	-	-
VOC TIC	VOC TICs - Detect	Detect				1	-	1	-	-	-	-	-	-	-	-	-	-	-
	VOC Tentatively Identified Compounds	µg/l	10			98	-	967	-	-	-	-	-	-	-	-	-	-	-
Other	Biochemical Oxygen Demand (5-day test)	µg/L	1000			316,000	-	-	-	-	-	-	-	>1,040,000	-	361,000	-	-	-
	Redox	mV				-	-	-	-	-	-	-	-	-	-	-	-	-	-
	Salinity (no units)	PSS-78				-	-	-	-	-	-	-	-	-	-	-	-	-	-
	Conductivity @ 20oC	µS/cm	5			1160	1470	10,000	1170	3510	4160	3320	-	8110	3870	5470	7840	8160	8200
	Total Dissolved Solids (Filtered)	mg/L	10			-	-	-	-	-	-	-	-	-	-	-	-	-	-
	Biological Oxygen Demand	mg/L	1			-	>171	>221	-	-	-	>44.3	-	-	>149	-	>42.3	354	>50.9
	Chemical Oxygen Demand	mg/L	7			588	687	6160	-	-	-	551	-	12,400	620	14,200	1270	740	2210

					Investigation Phase	LTM	LTM	GI	LTM	LTM	LTM	LTM	LTM	LTM	GI	LTM	LTM	LTM	GI
					Location_Code	OH20005	OH20005	OH20005	OH20005	WS15002	WS15002	WS15002	WS15002	WS15002	WS15002	WS16001	WS16001	WS16001	WS16001
					Sampled_Date	08/10/2020	17/06/2020	03/03/2020	19/11/2020	12/01/2021	25/11/2020	06/05/2020	29/05/2020	13/10/2020	08/04/2020	13/10/2020	06/05/2020	04/06/2020	03/04/2020
					Sample_Depth	5.35	9.00	9.00	5.15	0.80	0.98	2.80	3.00	1.44	2.50	0.83	2.00	2.00	2.00
				UK Drinking Water Standards (GAC)	UK Freshwater EQS (GAC)														
Chem_Group	**ChemName**	**output unit**	**EQL**																
	Dissolved Organic Carbon (Filtered)	µg/L	3000			215,000	287,000	1,860,000	-	1,010,000	-	216,000	-	3,620,000	213,000	2,170,000	343,000	225,000	666,000
	pH (Lab)	pH_Units	1	6.5-9.5[#1]	6-9(MAC)[#39]	7.96	10.9	12.8	-	11.9	-	7.5	-	7.06	7.5	11.8	8.95	7.7	9.66

Environmental Standards Comments
#1:Water Supply (Water Quality) Regulations 2016.
#2:Water Framework Directive (Standards and Classification) Directions (England and Wales) 2015.
#3:Operational Targets and EQS. EA, April 2018
#4:Water Framework Directive (Standards & Classification) Directions (England & Wales) 2015. Dissolved fraction. Lowest criteria presented (<40mg/l of CaCO3). See 'further assessment' if criteria exceeded and hardness (CaCO3) data available.
#5:Water Framework Directive (Standards & Classification) Directions (England & Wales) 2015. Dissolved fraction.
#6:Water Framework Directive (Standards and Classification) Directions (England and Wales) 2015. Dissolved Fraction. If hexavalent chromium (CrVI) data is available, a value of 4.7µg/l may be appropriate for the remaining trivalent chromium (CrIII).
#7:Operational Targets and EQS. EA, April 2018. Dissolved fraction.
#8:Water Framework Directive (Standards & Classification) Directions (England & Wales) 2015. Dissolved & bioavailable (bio) fraction plus background. M-BAT tool to assess: http://wfduk.org/resources/rivers-lakes-metal-bioavailability-assessment-tool-m-bat
#9:Water Framework Directive (Standards & Classification) Directions (England & Wales) 2015. Bioavailable (bio) fraction. M-BAT tool to assess: http://wfduk.org/resources/rivers-lakes-metal-bioavailability-assessment-tool-m-bat
#10:Water Framework Directive (Standards and Classification) Directions (England and Wales) 2015. Dissolved Fraction. MAC adopted in absence of AA value.
#11:Guidelines for Drinking-water Quality, 4th Edition. WHO, 2011. Based on taste rather than a formal guideline.
#12:Water Framework Directive (Standards and Classification) Directions (England and Wales) 2015. Indicator of 'good' status (90%ile) - Ammonia standard for lakes and rivers (total ammonia as nitrogen).
#13:Operational Targets and EQS. EA, April 2018. Dissolved fraction. Lowest criteria presented (<50 mg/l CaCO3). See 'further assessment' values if criteria exceeded and hardness (CaCO3) data available.
#14:Water Supply (Water Quality) Regulations 2016. As NO3.
#15:Water Supply (Water Quality) Regulations 2016. As SO4.
#16:Water Supply (Water Quality) Regulations 2016. Value of 0.1µg/l for PAH split between four individual PAH. Requires summation of benzo(b)fluoranthene, benzo(k)fluoranthene, benzo(ghiperylene and indeno(123cd)pyrene to use 0.1µg/l value.
#17:Water Framework Directive (Standards and Classification) Directions (England and Wales) 2015. Benzo(a)pyrene can be considered as a marker for other PAH for comparison with the corresponding AA-EQS in water.
#18:No UK DWS for total petroleum hydrocarbons (TPH), or speciated TPH fractions. A value of 10 µg/l is adopted for sum TPH based on the rescinded Private Water Supply Regulations, 1991.
#19:No UK EQS for total petroleum hydrocarbons (TPH), or speciated TPH fractions. A value of 50 µg/l is adopted for sum TPH protection of surface water based on 50µg/l-1000µg/l (Surface Waters (Abstraction for Drinking Water) Regulations 1989).
#20:Guidelines for Drinking-water Quality, 4th Edition. WHO, 2011
#21:Proposed Environmental Quality Standard, in absence of legislative standard (Ayscough et al., 2002). https://assets.publishing.service.gov.uk/government/uploads/system/uploads/attachment_data/file/291223/sp2-115-tr4-e-e.pdf
#22:Guidelines for Drinking-water Quality, 4th Edition. WHO, 2011. Value of 500µg/l for sum xylenes split between isomers. Requires summation of m,p & o isomers to use 500µg/l value.
#23:Operational Targets and EQS. EA, April 2018. Value of 30µg/l for sum xylenes split between isomers. Requires summation of m,p & o isomers to use 30µg/l value.
#24:The taste and odour threshold of 15µg/l is commonly adopted as a guide.
#25:The taste and odour threshold of 15µg/l is commonly adopted as a guide. In situations where there is no risk to a drinking water supply or aquifer, a PNEC value of 2,600µg/l may be used.
#26:Water Framework Directive (Standards and Classification) Directions (England and Wales) 2015. Value of 140µg/l for tetrachloroethane split between 2 isomers. Requires summation of 2 isomers to use 140µg/l value.
#27:Guidelines for Drinking-water Quality, 4th Edition. WHO, 2011. In Scotland a value of 200µg/l is used (WAT-PS-10-01).
#28:US EPA Regional Screening Levels, May 2019. https://www.epa.gov/risk/regional-screening-levels-rsls-generic-tables
#29:Guidelines for Drinking-water Quality, 4th Edition. WHO, 2011. In Scotland a value of 7µg/l is used (WAT-PS-10-01).
#30:Water Supply (Water Quality) Regulations 2016. Value of 100µg/l for sum trihalomethanes split between individual compounds. Requires summation of chloroform, bromoform, chlorodibromomethane and bromodichloromethane to use 100µg/l value.
#31:Guidelines for Drinking-water Quality, 4th Edition. WHO, 2011. Value of 50µg/l for sum cis & trans-DCE split between isomers. Requires summation of cis & trans-DCE isomers to use 50µg/l value.
#32:Water Supply (Water Quality) Regulations 2016. Value of 10µg/l for sum of TCE & PCE split between individual compounds. Requires summation of TCE & PCE to use 10µg/l value.
#33:Water Framework Directive (Standards and Classification) Directions (England and Wales) 2015. Value of 0.4µg/l for sum isomers split between 3 isomers. Requires summation of isomers to use 0.4µg/l value.
#34:Water Framework Directive (Standards and Classification) Directions (England and Wales) 2015. Value of 20µg/l for sum isomers split between 3 isomers. Requires summation of isomers to use 20µg/l value.
#35:Position statement (WAT-PS-10-01), SEPA August 2014.
#36:Water Framework Directive (Standards and Classification) Directions (England and Wales) 2015. Value of 0.025µg/l for sum DDT isomers split between 4 isomers. Requires summation of 4 isomers to use 0.025µg/l value.
#37:Water Framework Directive (Standards and Classification) Directions (England and Wales) 2015. Value of 0.01µg/l for sum isomers split between 4 isomers. Requires summation of isomers to use 0.01µg/l value.
#38:Water Framework Directive (Standards and Classification) Directions (England and Wales) 2015. Relates to p,p-DDT (CAS 50-29-3)
#39:Operational Targets and EQS. EA, April 2018. Maximum Allowable Concentration (MAC) adopted in absence of Annual Average (AA) value.

Key

<2.5	Result MDL exceeds GAC
16.1	Result exceeds GAC
-	Determinand not tested for

Notes
Where a range is given the determinand has been analysed for by more than one method

					Investigation Phase	LTM	LTM	LTM	GI	LTM	LTM	LTM	LTM	GI	LTM	LTM	LTM	LTM	LTM
					Location_Code	WS16001	WS16001	WS16001	WS16003	WS16003	WS16003	WS16003	WS16005	WS16005	WS16005	WS16005	WS16005	WS16005	WS16008
					Sampled_Date	27/01/2021	27/01/2021	25/11/2020	01/04/2020	06/05/2020	21/10/2020	26/01/2021	05/05/2020	02/04/2020	15/10/2020	15/10/2020	26/01/2021	04/06/2020	29/01/2021
					Sample_Depth	0.49	0.49	0.77	0.58	2.00	1.34	0.66	1.50	1.05	1.42	1.42	1.43	2.00	0.63
				UK Drinking Water Standards (GAC)	UK Freshwater EQS (GAC)														
Chem_Group	**ChemName**	**output unit**	**EQL**																
Metals	Antimony	µg/L	4	5[#1]		<4	<4	-	-	-	-	-	-	-	-	-	<4	-	<4
	Arsenic	µg/L	2	10[#1]	50[#2]	14	13.8	-	-	4.05	42.9	50.9	2.54	-	2.08	<2	3.94	3.19	51.3
	Arsenic (Filtered)	µg/L	0.5	10[#1]	50[#2]	8.94	9.1	-	1.24	3.66	47.7	37.6	2.8	0.965	1.67	1.72	4.04	1.76	51.8
	Boron	µg/L	20	1000[#1]	2000[#3]	42.9	43.5	-	-	254	302	135	175	-	180	184	140	176	256
	Boron (Filtered)	µg/L	10	1000[#1]	2000[#3]	-	-	-	80.5	-	229	-	-	133	-	-	-	-	-
	Cadmium	µg/L	0.5	5[#1]	0.08[#4]	<0.5	<0.5	-	-	<0.5	<0.5	<0.5	2.62	-	1.93	2.03	1.31	3.27	<0.5
	Cadmium (Filtered)	µg/L	0.08	5[#1]	0.08[#4]	<0.08	<0.08	-	2.06	<0.08	<0.08	<0.08	2.29	2.16	1.84	1.8	0.189	2.97	<0.08
	Chromium (hexavalent) (Filtered)	µg/L	3		3.4[#5]	<6	<6	-	601	<15	<3	44.1	<3	<3	<3	<3	<3	<3	279
	Chromium	µg/L	3	50[#1]	3.4[#6]	<3	<3	-	-	5.74	3.43	43.6	<3	-	3.65	3.78	4.78	7.59	8.26
	Chromium (Filtered)	µg/L	1	50[#1]	3.4[#6]	4.22	4.26	-	2.71	4.87	<1	39.8	2.58	2.79	3.33	3.35	7.69	3.08	13.4
	Chromium (Trivalent) (Filtered)	µg/L	3		4.7[#5]	4.22	4.26	-	<30	4.87	<3	-	<3	<3	3.33	3.35	7.69	3.08	<30
	Cobalt (Filtered)	µg/L	0.5		3[#7]	0.826	0.771	-	75.7	5.08	1.74	1.69	81.7	61.3	45.2	44.8	39	100	0.937
	Copper	µg/L	1	2000[#1]	1(bio)[#8]	3.96	4.22	-	-	4.87	3.81	61.5	4.82	-	5.86	6.06	4.9	8.75	8.44
	Copper (Filtered)	µg/L	0.3	2000[#1]	1(bio)[#8]	2.13	2.05	-	6.67	3.24	1.94	27.1	3.8	5.27	3.97	3.88	2.88	3.35	<0.3
	Iron (Filtered)	µg/L	19	200[#1]	1000[#2]	55.6	55.1	67.9	1110	73.1	148	107	5590	415	1180	1180	3580	4350	95.2
	Lead	µg/L	1	10[#1]	1.2(bio)[#8]	-	-	-	-	-	-	-	-	-	-	-	-	-	-
	Lead (Filtered)	µg/L	0.2	10[#1]	1.2(bio)[#8]	<0.2	<0.2	-	0.608	<0.2	0.25	0.209	0.94	0.577	0.612	0.581	<0.2	1.31	<0.2
	Manganese	µg/L	1	50[#1]	123(bio)[#9]	14.9	14.4	-	-	538	289	251	2250	-	844	873	725	1880	401
	Manganese (Filtered)	µg/L	3	50[#1]	123(bio)[#9]	<3	<3	<3	1400	361	321	-	2050	1050	-	-	-	1860	1090
	Mercury	µg/L	0.02	1[#1]	0.07(MAC)[#10]	0.0665	0.046	-	-	<0.02	0.0367	<0.2	<0.02	-	<0.02	<0.02	<0.02	<0.02	<0.2
	Mercury (Filtered)	µg/L	0.01	1[#1]	0.07(MAC)[#10]	0.0592	0.0596	-	<0.01	<0.01	<0.01	0.0456	<0.01	<0.01	0.873	<0.01	<0.01	<0.01	<0.1
	Molybdenum	µg/L	9	70[#11]		45.7	45	-	-	-	-	-	-	-	-	-	<9	-	135
	Nickel	µg/L	1	20[#1]	4(bio)[#8]	5.19	5.18	-	-	10.3	3.46	11.6	136	-	107	113	79.1	170	16.8
	Nickel (Filtered)	µg/L	0.4	20[#1]	4(bio)[#8]	4.44	4.51	-	129	7.3	2.89	9.89	126	117	103	102	71.2	159	12.4
	Selenium	µg/L	1	10[#1]		3.36	3.28	-	-	11	8.14	4.51	1.51	-	1.56	1.59	1.2	2.23	3.13
	Selenium (Filtered)	µg/L	1	10[#1]		-	-	-	1.82	-	-	-	-	1.17	-	-	-	-	-
	Strontium (Filtered)	µg/L	1			-	-	-	-	-	3640	-	-	-	-	-	-	-	-
	Vanadium	µg/L	5		20[#12]	5.04	<5	-	-	-	-	-	-	-	-	-	<5	-	23.1
	Zinc	µg/L	5	3000[#11]	10.9(bio)[#8]	<5	7.68	-	-	10.1	<5	<5	271	-	182	195	129	375	11.7
	Zinc (Filtered)	µg/L	1	3000[#11]	10.9(bio)[#8]	-	-	-	232	-	-	-	-	214	-	-	-	-	-
Inorganics	Total Hardness	mg/l	0.35			348	352	396	945	3480	1840	1030	821	662	585	598	472	764	624
	Alkalinity (Bicarbonate as CaCO3)	mg/L	2			<2	78.5	199	530	420	234	-	5.5	7	26.6	29.2	-	6	449
	Alkalinity (Bicarbonate) as HCO3	mg/L	2			-	-	-	355	512	-	-	6.71	8.54	-	-	-	7.32	-
	Alkalinity (total) as CaCO3	mg/L	2			444	432	771	-	-	-	1580	-	-	-	-	55	-	841
	Ammoniacal Nitrogen as N (Filtered)	mg/L	0.01		0.6[#12]	-	-	-	<0.01	0.366	0.223	-	2.28	1.02	0.519	0.625	-	2.93	-
	Ammoniacal Nitrogen as NH3 (Filtered)	mg/L	0.01			1.59	1.65	1.8	-	-	-	-	-	-	-	-	-	-	0.906
	Bromide (Filtered)	mg/L	0.06			-	-	-	-	-	1.24	-	-	-	<0.3	<0.3	-	-	-
	Calcium (Filtered)	mg/L	0.2			115	115	168	136	466	253	-	188	149	-	-	-	174	216
	Chloride (Filtered)	mg/L	2	250[#1]	250[#3]	132	182	222	426	709	508	-	33.9	32.7	46.3	47.1	-	36.9	164
	Cyanide (Free) (Filtered)	µg/L	2.5	50[#1]	1[#2]	<2.5	<2.5	-	<2.5	<2.5	<2.5	<2.5	<2.5	2.89	<2.5	<2.5	<2.5	<2.5	<2.5
	Cyanide Total (Filtered)	µg/L	5	50[#1]	1[#2]	<5	<5	-	<5	<5	26.8	<5	<5	<5	<5	<5	<5	<5	<5
	cyanides-complex (Filtered)	µg/L	5	50[#1]	1[#2]	<5	<5	-	<5	<5	26.8	<5	<5	<5	<5	<5	<5	<5	<5
	Fluoride (Filtered)	µg/L	500	1500[#1]	1000[#13]	-	-	-	<500	566	1260	-	868	730	1120	884	-	1660	-
	Iodide	mg/L				-	-	-	-	-	<5	-	-	-	-	-	-	-	-
	Magnesium (Filtered)	mg/L	0.036			4.97	4.94	1.49	57.8	466	274	-	80.2	61.6	51.4	52.1	-	77.4	144
	Nitrate (as N) (Filtered)	mg/L	0.0677			-	-	-	<0.0677	-	-	-	-	25.9	-	-	-	-	-
	Nitrate (as NO3-) (Filtered)	mg/L	0.3	50(NO3)[#14]		6.3	4.54	4.32	<0.3	<0.3	12.4	-	25.9	115	155	156	-	22.3	1.34
	Phosphorus	µg/L	20			-	-	-	-	99.1	-	-	25.3	-	-	-	-	71.3	-
	Phosphorus (Filtered)	µg/L	10			-	-	-	-	28.7	-	-	16.8	-	-	-	-	16	-
	Potassium (Filtered)	mg/L	0.2			26.3	26.2	40.1	2.6	22.7	9.89	-	6.66	5.19	6.63	6.55	-	6.82	20.8
	Sodium (Filtered)	mg/L	0.076	200[#1]		382	377	636	26.1	1210	566	-	39	33.7	55	55.7	-	38.3	479
	Sulphate (Filtered)	mg/L	2	250(SO4)[#15]	400[#3]	268	356	541	2570	3380	1830	-	503	559	474	497	-	813	122
	Orthophosphate as P (Filtered)	µg/L	20			-	-	-	499	-	-	-	-	<20	-	-	-	-	-
PAH	Naphthalene	µg/L	0.01		2[#2]	0.144	0.117	-	0.0271	0.0562	<0.02	<0.01	0.0153	<0.01	0.0132	0.0118	<0.02	<0.01	0.0411
	Acenaphthene	µg/L	0.005		No UK EQS	<0.01	<0.01	-	0.0229	<0.005	<0.01	<0.005	<0.005	<0.005	<0.005	<0.005	<0.01	<0.005	<0.01
	Acenaphthylene	µg/L	0.005		No UK EQS	<0.01	<0.01	-	0.00582	<0.005	<0.01	<0.005	<0.005	<0.005	<0.005	<0.005	<0.01	<0.005	<0.01
	Fluoranthene	µg/L	0.005		0.0063[#2]	<0.01	<0.01	-	<0.005	<0.005	<0.01	<0.005	0.00513	0.00528	<0.005	<0.005	<0.01	0.00603	<0.01
	Anthracene	µg/L	0.005		0.1[#2]	<0.01	<0.01	-	<0.005	<0.005	<0.01	<0.005	<0.005	<0.005	<0.005	<0.005	<0.01	<0.005	<0.01
	Phenanthrene	µg/L	0.005		No UK EQS	<0.01	<0.01	-	0.00955	<0.005	<0.01	<0.005	0.00913	0.0245	<0.005	<0.005	<0.01	0.0108	0.0139
	Fluorene	µg/L	0.005		No UK EQS	<0.01	<0.01	-	<0.005	<0.005	<0.01	<0.005	<0.005	<0.005	<0.005	<0.005	<0.01	<0.005	<0.01
	Chrysene	µg/L	0.005		No UK EQS	<0.01	<0.01	-	<0.005	<0.005	<0.01	<0.005	<0.005	<0.005	<0.005	<0.005	<0.01	<0.005	<0.01
	Pyrene	µg/L	0.005		No UK EQS	<0.01	<0.01	-	<0.005	<0.005	<0.01	<0.005	<0.005	<0.005	<0.005	<0.005	<0.01	<0.005	<0.01
	Benzo(a)anthracene	µg/L	0.005		No UK EQS	<0.01	<0.01	-	<0.005	<0.005	<0.01	<0.005	<0.005	<0.005	<0.005	<0.005	<0.01	<0.005	<0.01
	Benzo(b)fluoranthene	µg/L	0.005	0.025[#16]	See BaP[#17]	<0.01	<0.01	-	<0.005	<0.005	<0.01	<0.005	<0.005	<0.005	<0.005	<0.005	<0.01	<0.005	<0.01
	Benzo(k)fluoranthene	µg/L	0.005	0.025[#16]	See BaP[#17]	<0.01	<0.01	-	<0.005	<0.005	<0.01	<0.005	<0.005	<0.005	<0.005	<0.005	<0.01	<0.005	<0.01
	Benzo(a)pyrene	µg/L	0.002	0.01[#1]	0.00017[#17]	<0.004	<0.004	-	<0.002	<0.002	<0.004	<0.002	<0.002	<0.002	<0.002	<0.002	<0.004	<0.002	<0.004
	Dibenz(a,h)anthracene	µg/L	0.005		No UK EQS	<0.01	<0.01	-	<0.005	<0.005	<0.01	<0.005	<0.005	0.00931	<0.005	<0.005	<0.01	<0.005	<0.01
	Benzo(g,h,i)perylene	µg/L	0.005	0.025[#16]	See BaP[#17]	<0.01	<0.01	-	<0.005	<0.005	<0.01	<0.005	<0.005	<0.005	<0.005	<0.005	<0.01	<0.005	<0.01
	Indeno(1,2,3-c,d)pyrene	µg/L	0.005	0.025[#16]	See BaP[#17]	<0.01	<0.01	-	<0.005	<0.005	<0.01	<0.005	<0.005	0.00625	<0.005	<0.005	<0.01	<0.005	<0.01
	PAH 16 Total	µg/L	0.082			<0.164	<0.164	-	<0.082	<0.082	<0.164	<0.082	<0.082	<0.082	<0.082	<0.082	<0.164	<0.082	<0.164

					Investigation Phase	LTM	LTM	LTM	GI	LTM	LTM	LTM	LTM	GI	LTM	LTM	LTM	LTM	LTM
					Location_Code	WS16001	WS16001	WS16001	WS16003	WS16003	WS16003	WS16003	WS16005	WS16005	WS16005	WS16005	WS16005	WS16005	WS16008
					Sampled_Date	27/01/2021	27/01/2021	25/11/2020	01/04/2020	06/05/2020	21/10/2020	26/01/2021	05/05/2020	02/04/2020	15/10/2020	15/10/2020	26/01/2021	04/06/2020	29/01/2021
					Sample_Depth	0.49	0.49	0.77	0.58	2.00	1.34	0.66	1.50	1.05	1.42	1.42	1.43	2.00	0.63
				UK Drinking Water Standards (GAC)	UK Freshwater EQS (GAC)														
Chem_Group	**ChemName**	**output unit**	**EQL**																
TPH CWG	>C5-C6 Aliphatics	µg/L	10	See TPH	See TPH	12	<10	-	100	65	<10	-	<10	<10	<10	<10	<10	<10	49
	>C6-C8 Aliphatics	µg/L	10	See TPH	See TPH	86	107	-	1200	351	<10	-	<10	<10	<10	<10	<10	<10	796
	>C8-C10 Aliphatics	µg/L	10	See TPH	See TPH	378	147	-	598	259	<10	-	<10	<10	<10	<10	<10	<10	2330
	>C10-C12 Aliphatics	µg/L	10	See TPH	See TPH	137	33	-	246	105	<10	-	<10	<10	<10	<10	<10	<10	273
	>C12-C16 Aliphatics	µg/L	10	See TPH	See TPH	<20	<20	-	<10	<10	<20	-	<10	<10	<10	<10	<20	<10	<20
	>C16-C21 Aliphatics	µg/L	10	See TPH	See TPH	<20	<20	-	<10	<10	<20	-	<10	<10	<10	<10	<20	<10	<20
	>C21-C35 Aliphatics	µg/L	10	See TPH	See TPH	<20	<20	-	<10	<10	<20	-	<10	<10	<10	<10	<20	<10	<20
	>C16-C35 Aliphatics	µg/L	10			<20	<20	-	<10	<10	<20	-	<10	<10	<10	<10	<20	<10	<20
	Total Aliphatics >C12-C35	µg/L	10			<20	<20	-	<10	<10	<20	-	<10	<10	<10	<10	<20	<10	<20
	>EC5-EC7 Aromatics	µg/L	10	See TPH	See TPH	<10	<10	-	-	-	-	-	-	-	-	-	<10	-	<10
	>EC6-EC7 Aromatics	µg/L	10			-	-	-	<10	<10	<10	-	<10	<10	<10	<10	-	<10	-
	>EC7-EC8 Aromatics	µg/L	10	See TPH	See TPH	<10	<10	-	<10	<10	<10	-	<10	<10	<10	<10	<10	<10	<10
	>EC8-EC10 Aromatics	µg/L	10	See TPH	See TPH	252	98	-	940	527	<10	-	<10	<10	58	51	<10	<10	1550
	>EC10-EC12 Aromatics	µg/L	10	See TPH	See TPH	91	22	-	164	70	<10	-	<10	<10	<10	<10	<10	<10	182
	>EC12-EC16 Aromatics	µg/L	10	See TPH	See TPH	<20	<20	-	122	11	<20	-	<10	<10	<10	<10	<20	<10	37
	>EC16-EC21 Aromatics	µg/L	10	See TPH	See TPH	<20	<20	-	<10	<10	<20	-	<10	<10	<10	<10	<20	<10	<20
	>EC21-EC35 Aromatics	µg/L	10	See TPH	See TPH	<20	<20	-	<10	<10	<20	-	<10	<10	<10	<10	<20	<10	<20
	Total Aromatics >EC12-EC35	µg/L	10			<20	<20	-	122	11	<20	-	<10	<10	<10	<10	<20	<10	37
	TPH >C5-C35 Aliphatics/Aromatics	µg/L	10	|10[#18]	|50[#19]	956	418	-	3370	1390	<10	-	<10	<10	72	66	<20	<10	5220
TPH	>C8-C10	µg/L	10			-	-	-	-	-	-	873	-	-	-	-	-	-	-
	GRO >C7-8	µg/L	10			-	-	-	-	-	-	156	-	-	-	-	-	-	-
	EPH/TPH >C10-12	µg/L	200			-	-	-	-	-	-	338	-	-	-	-	-	-	-
	EPH/TPH >C12-16	µg/L	200			-	-	-	-	-	-	218	-	-	-	-	-	-	-
	EPH/TPH >C16-21	µg/L	200			-	-	-	-	-	-	<200	-	-	-	-	-	-	-
	EPH/TPH >C35-40	µg/L	200			-	-	-	-	-	-	<200	-	-	-	-	-	-	-
	EPH >C10-40	µg/L	200			-	-	-	-	-	-	821	-	-	-	-	-	-	-
	EPH/TPH >C21-28	µg/L	200			-	-	-	-	-	-	<200	-	-	-	-	-	-	-
	EPH/TPH >C28-35	µg/L	200			-	-	-	-	-	-	<200	-	-	-	-	-	-	-
	Total EPH C6-40	µg/L	100			-	-	-	-	-	-	1880	-	-	-	-	-	-	-
	GRO >C5-12	µg/L	50			956	418	-	3250	1380	<50	1250	<50	<50	73	66	<50	<50	5180
	GRO>C10-12	µg/L	10			-	-	-	-	-	-	169	-	-	-	-	-	-	-
	GRO >C5-6	µg/L	10			-	-	-	-	-	-	23	-	-	-	-	-	-	-
	GRO >C6-7	µg/L	10			-	-	-	-	-	-	27	-	-	-	-	-	-	-
BTEX and MTBE	Benzene	µg/L	1	1[#1]	10[#2]	<7	<7	-	<7	<7	<7	<7	<7	<7	<7	<7	<7	<7	<7
	Toluene	µg/L	1	700[#20]	74[#2]	<4	<4	-	<4	<4	<4	<4	<4	<4	<4	<4	<4	<4	<4
	Ethylbenzene	µg/L	1	300[#20]	20[#21]	<5	<5	-	529	328	<5	<5	<5	<5	53	46	<5	<5	<5
	Xylene (m & p)	µg/L	1	250[#22]	15[#23]	<8	<8	-	<8	<8	<8	<8	<8	<8	<8	<8	<8	<8	<8
	Xylene (o)	µg/L	1	250[#22]	15[#23]	<3	<3	-	12	25	<3	<3	<3	<3	<3	<3	<3	<3	<3
	Xylene Total	µg/L	2	500[#20]	30[#3]	<11	<11	-	12	25	<11	<11	<11	<11	<11	<11	<11	<11	<11
	MTBE	µg/L	1	15[#24]	15[#25]	<3	<3	-	<3	<3	<3	<3	<3	<3	<3	<3	<3	<3	<3
	Total BTEX	µg/L	28			<28	<28	-	541	353	<28	<28	<28	<28	53	46	<28	<28	<28
VOC	Styrene	µg/L	1		50[#3]	-	-	-	-	-	-	-	-	-	-	-	-	-	-
	cis-1,3-dichloropropene	µg/L	1			-	-	-	-	-	-	-	-	-	-	-	-	-	-
	trans-1,3-dichloropropene	µg/L	1			-	-	-	-	-	-	-	-	-	-	-	-	-	-
	1,1,1,2-tetrachloroethane	µg/L	1		70[#26]	-	-	-	-	-	-	-	-	-	-	-	-	-	-
	1,1,1-trichloroethane	µg/L	1	2000[#27]	100[#3]	-	-	-	-	-	-	-	-	-	-	-	-	-	-
	1,1,2,2-tetrachloroethane	µg/L	1		70[#26]	-	-	-	-	-	-	-	-	-	-	-	-	-	-
	1,1,2-trichloroethane	µg/L	1		400[#3]	-	-	-	-	-	-	-	-	-	-	-	-	-	-
	1,1-dichloroethane	µg/L	1	2.8[#28]		-	-	-	-	-	-	-	-	-	-	-	-	-	-
	1,1-dichloroethene	µg/L	1	140[#29]		-	-	-	-	-	-	-	-	-	-	-	-	-	-
	1,1-dichloropropene	µg/L	1			-	-	-	-	-	-	-	-	-	-	-	-	-	-
	1,2,3-trichloropropane	µg/L	1			-	-	-	-	-	-	-	-	-	-	-	-	-	-
	1,2,4-trimethylbenzene	µg/L	1			-	-	-	-	-	-	-	-	-	-	-	-	-	-
	1,2-dibromo-3-chloropropane	µg/L	1			-	-	-	-	-	-	-	-	-	-	-	-	-	-
	1,2-dibromoethane	µg/L	1			-	-	-	-	-	-	-	-	-	-	-	-	-	-
	1,2-dichloroethane	µg/L	1	3[#1]	10[#2]	-	-	-	-	-	-	-	-	-	-	-	-	-	-
	1,2-dichloropropane	µg/L	1			-	-	-	-	-	-	-	-	-	-	-	-	-	-
	1,3,5-trimethylbenzene	µg/L	1			-	-	-	-	-	-	-	-	-	-	-	-	-	-
	1,3-dichloropropane	µg/L	1			-	-	-	-	-	-	-	-	-	-	-	-	-	-
	2,2-dichloropropane	µg/L	1			-	-	-	-	-	-	-	-	-	-	-	-	-	-
	2-chlorotoluene	µg/L	1			-	-	-	-	-	-	-	-	-	-	-	-	-	-
	4-chlorotoluene	µg/L	1			-	-	-	-	-	-	-	-	-	-	-	-	-	-
	Bromobenzene	µg/L	1			-	-	-	-	-	-	-	-	-	-	-	-	-	-
	Bromochloromethane	µg/L	1			-	-	-	-	-	-	-	-	-	-	-	-	-	-
	Bromodichloromethane	µg/L	1	25[#30]		-	-	-	-	-	-	-	-	-	-	-	-	-	-
	Bromoform	µg/L	1	25[#30]		-	-	-	-	-	-	-	-	-	-	-	-	-	-
	Bromomethane	µg/L	1			-	-	-	-	-	-	-	-	-	-	-	-	-	-
	Carbon disulfide	µg/L	1			-	-	-	-	-	-	-	-	-	-	-	-	-	-
	Carbon tetrachloride	µg/L	1	3[#1]	12[#2]	-	-	-	-	-	-	-	-	-	-	-	-	-	-

					Investigation Phase	LTM	LTM	LTM	GI	LTM	LTM	LTM	LTM	GI	LTM	LTM	LTM	LTM	LTM
					Location_Code	WS16001	WS16001	WS16001	WS16003	WS16003	WS16003	WS16003	WS16005	WS16005	WS16005	WS16005	WS16005	WS16005	WS16008
					Sampled_Date	27/01/2021	27/01/2021	25/11/2020	01/04/2020	06/05/2020	21/10/2020	26/01/2021	05/05/2020	02/04/2020	15/10/2020	15/10/2020	26/01/2021	04/06/2020	29/01/2021
					Sample_Depth	0.49	0.49	0.77	0.58	2.00	1.34	0.66	1.50	1.05	1.42	1.42	1.43	2.00	0.63
				UK Drinking Water Standards (GAC)	UK Freshwater EQS (GAC)														
Chem_Group	**ChemName**	**output unit**	**EQL**																
	Chlorodibromomethane	µg/L	1	25[#30]		-	-	-	-	-	-	-	-	-	-	-	-	-	-
	Chloroethane	µg/L	1			-	-	-	-	-	-	-	-	-	-	-	-	-	-
	Chloroform	µg/L	1	25[#30]	2.5[#2]	-	-	-	-	-	-	-	-	-	-	-	-	-	-
	Chloromethane	µg/L	1			-	-	-	-	-	-	-	-	-	-	-	-	-	-
	cis-1,2-dichloroethene	µg/L	1	25[#31]		-	-	-	-	-	-	-	-	-	-	-	-	-	-
	Dibromomethane	µg/L	1			-	-	-	-	-	-	-	-	-	-	-	-	-	-
	Dichlorodifluoromethane	µg/L	1			-	-	-	-	-	-	-	-	-	-	-	-	-	-
	Dichloromethane	µg/L	3		20[#2]	-	-	-	-	-	-	-	-	-	-	-	-	-	-
	Isopropylbenzene	µg/L	1			-	-	-	-	-	-	-	-	-	-	-	-	-	-
	n-butylbenzene	µg/L	1			-	-	-	-	-	-	-	-	-	-	-	-	-	-
	n-propylbenzene	µg/L	1			-	-	-	-	-	-	-	-	-	-	-	-	-	-
	p-isopropyltoluene	µg/L	1			-	-	-	-	-	-	-	-	-	-	-	-	-	-
	sec-butylbenzene	µg/L	1			-	-	-	-	-	-	-	-	-	-	-	-	-	-
	Trichloroethene	µg/L	1	5[#32]	10[#2]	-	-	-	-	-	-	-	-	-	-	-	-	-	-
	tert-butylbenzene	µg/L	1			-	-	-	-	-	-	-	-	-	-	-	-	-	-
	Tetrachloroethene	µg/L	1	5[#32]	10[#2]	-	-	-	-	-	-	-	-	-	-	-	-	-	-
	trans-1,2-dichloroethene	µg/L	1	25[#31]		-	-	-	-	-	-	-	-	-	-	-	-	-	-
	Trichlorofluoromethane	µg/L	1			-	-	-	-	-	-	-	-	-	-	-	-	-	-
	Vinyl chloride	µg/L	1	0.5[#1]		-	-	-	-	-	-	-	-	-	-	-	-	-	-
	tert-Amyl methyl ether	µg/L	1			-	-	-	-	-	-	-	-	-	-	-	-	-	-
VOC/SVOC	1,2,3-trichlorobenzene	µg/L	0.01		0.13[#33]	-	-	-	-	-	-	-	-	-	-	-	-	-	-
	1,2,4-trichlorobenzene	µg/L	0.01		0.13[#33]	-	-	-	-	-	-	-	-	-	-	-	-	-	-
	1,2-dichlorobenzene	µg/L	1		6.7[#34]	-	-	-	-	-	-	-	-	-	-	-	-	-	-
	1,3,5-Trichlorobenzene	µg/L	0.01		0.13[#33]	-	-	-	-	-	-	-	-	-	-	-	-	-	-
	1,3-dichlorobenzene	µg/L	1		6.7[#34]	-	-	-	-	-	-	-	-	-	-	-	-	-	-
	1,4-dichlorobenzene	µg/L	1		6.7[#34]	-	-	-	-	-	-	-	-	-	-	-	-	-	-
	Chlorobenzene	µg/L	1	100[#35]		-	-	-	-	-	-	-	-	-	-	-	-	-	-
	Hexachlorobutadiene	µg/L	0.01		0.6(MAC)[#10]	-	-	-	-	-	-	-	-	-	-	-	-	-	-
SVOC	4-bromophenyl phenyl ether	µg/L	1			-	-	-	-	-	-	-	-	-	-	-	-	-	-
	4-nitroaniline	µg/L	1			-	-	-	-	-	-	-	-	-	-	-	-	-	-
	4-nitrophenol	µg/L	1			-	-	-	-	-	-	-	-	-	-	-	-	-	-
	2,4,5-trichlorophenol	µg/L	1			-	-	-	-	-	-	-	-	-	-	-	-	-	-
	2,4,6-trichlorophenol	µg/L	1			-	-	-	-	-	-	-	-	-	-	-	-	-	-
	2,4-dichlorophenol	µg/L	1		4.2[#2]	-	-	-	-	-	-	-	-	-	-	-	-	-	-
	2,4-dimethylphenol	µg/L	1			-	-	-	-	-	-	-	-	-	-	-	-	-	-
	2,4-dinitrotoluene	µg/L	1			-	-	-	-	-	-	-	-	-	-	-	-	-	-
	2,6-dinitrotoluene	µg/L	1			-	-	-	-	-	-	-	-	-	-	-	-	-	-
	2-chloronaphthalene	µg/L	1			-	-	-	-	-	-	-	-	-	-	-	-	-	-
	2-chlorophenol	µg/L	1		50[#3]	-	-	-	-	-	-	-	-	-	-	-	-	-	-
	2-methylnaphthalene	µg/L	1			-	-	-	-	-	-	-	-	-	-	-	-	-	-
	2-methylphenol	µg/L	1			-	-	-	-	-	-	-	-	-	-	-	-	-	-
	2-nitroaniline	µg/L	1			-	-	-	-	-	-	-	-	-	-	-	-	-	-
	2-nitrophenol	µg/L	1			-	-	-	-	-	-	-	-	-	-	-	-	-	-
	3-nitroaniline	µg/L	1			-	-	-	-	-	-	-	-	-	-	-	-	-	-
	4,6-Dinitro-2-methylphenol	µg/L				-	-	-	-	-	-	-	-	-	-	-	-	-	-
	4-chloro-3-methylphenol	µg/L	1		40[#3]	-	-	-	-	-	-	-	-	-	-	-	-	-	-
	4-chloroaniline	µg/L	1			-	-	-	-	-	-	-	-	-	-	-	-	-	-
	4-chlorophenyl phenyl ether	µg/L	1			-	-	-	-	-	-	-	-	-	-	-	-	-	-
	4-methylphenol	µg/L	1			-	-	-	-	-	-	-	-	-	-	-	-	-	-
	Azobenzene	µg/L	1			-	-	-	-	-	-	-	-	-	-	-	-	-	-
	Bis(2-chloroethoxy) methane	µg/L	1			-	-	-	-	-	-	-	-	-	-	-	-	-	-
	Bis(2-chloroethyl)ether	µg/L	1			-	-	-	-	-	-	-	-	-	-	-	-	-	-
	Bis(2-ethylhexyl) phthalate	µg/L	2		1.3[#2]	-	-	-	-	-	-	-	-	-	-	-	-	-	-
	Butyl benzyl phthalate	µg/L	1		7.5[#2]	-	-	-	-	-	-	-	-	-	-	-	-	-	-
	Carbazole	µg/L	1			-	-	-	-	-	-	-	-	-	-	-	-	-	-
	Dibenzofuran	µg/L	1			-	-	-	-	-	-	-	-	-	-	-	-	-	-
	Diethylphthalate	µg/L	1		200[#3]	-	-	-	-	-	-	-	-	-	-	-	-	-	-
	Dimethyl phthalate	µg/L	1		800[#3]	-	-	-	-	-	-	-	-	-	-	-	-	-	-
	Di-n-butyl phthalate	µg/L	1		8[#3]	-	-	-	-	-	-	-	-	-	-	-	-	-	-
	Di-n-octyl phthalate	µg/L	5		20[#3]	-	-	-	-	-	-	-	-	-	-	-	-	-	-
	Hexachlorobenzene	µg/L	0.01		0.05(MAC)[#10]	-	-	-	-	-	-	-	-	-	-	-	-	-	-
	Hexachlorocyclopentadiene	µg/L	1			-	-	-	-	-	-	-	-	-	-	-	-	-	-
	Hexachloroethane	µg/L	1			-	-	-	-	-	-	-	-	-	-	-	-	-	-
	Isophorone	µg/L	1			-	-	-	-	-	-	-	-	-	-	-	-	-	-
	Nitrobenzene	µg/L	1			-	-	-	-	-	-	-	-	-	-	-	-	-	-
	N-nitrosodi-n-propylamine	µg/L	1			-	-	-	-	-	-	-	-	-	-	-	-	-	-
	Pentachlorobenzene	µg/L	0.01		0.007[#2]	-	-	-	-	-	-	-	-	-	-	-	-	-	-
	Pentachloronitrobenzene	µg/L	0.01			-	-	-	-	-	-	-	-	-	-	-	-	-	-
	Pentachlorophenol	µg/L	1		0.4[#2]	-	-	-	-	-	-	-	-	-	-	-	-	-	-

					Investigation Phase	LTM	LTM	LTM	GI	LTM	LTM	LTM	LTM	GI	LTM	LTM	LTM	LTM	LTM
					Location_Code	WS16001	WS16001	WS16001	WS16003	WS16003	WS16003	WS16003	WS16005	WS16005	WS16005	WS16005	WS16005	WS16005	WS16008
					Sampled_Date	27/01/2021	27/01/2021	25/11/2020	01/04/2020	06/05/2020	21/10/2020	26/01/2021	05/05/2020	02/04/2020	15/10/2020	15/10/2020	26/01/2021	04/06/2020	29/01/2021
					Sample_Depth	0.49	0.49	0.77	0.58	2.00	1.34	0.66	1.50	1.05	1.42	1.42	1.43	2.00	0.63
				UK Drinking Water Standards (GAC)	UK Freshwater EQS (GAC)														
Chem_Group	**ChemName**	**output unit**	**EQL**																
PCB	Heptachlorobiphenyl, 2,3,3,4,4,5,5- (PCB 189)	µg/L	0.015			-	-	-	-	-	-	-	-	-	-	-	-	-	-
	Hexachlorobiphenyl, 2,3,3,4,4,5- (PCB 156)	µg/L	0.015			-	-	-	-	-	-	-	-	-	-	-	-	-	-
	Hexachlorobiphenyl, 2,3,3,4,4,5- (PCB 157)	µg/L	0.015			-	-	-	-	-	-	-	-	-	-	-	-	-	-
	Hexachlorobiphenyl, 2,3,4,4,5,5- (PCB 167)	µg/L	0.015			-	-	-	-	-	-	-	-	-	-	-	-	-	-
	Hexachlorobiphenyl, 3,3,4,4,5,5- (PCB 169)	µg/L	0.015			-	-	-	-	-	-	-	-	-	-	-	-	-	-
	PCB 101	µg/L	0.015			-	-	-	-	-	-	-	-	-	-	-	-	-	-
	PCB 118	µg/L	0.015			-	-	-	-	-	-	-	-	-	-	-	-	-	-
	PCB 138	µg/L	0.015			-	-	-	-	-	-	-	-	-	-	-	-	-	-
	PCB 153	µg/L	0.015			-	-	-	-	-	-	-	-	-	-	-	-	-	-
	PCB 180	µg/L	0.015			-	-	-	-	-	-	-	-	-	-	-	-	-	-
	PCB 28	µg/L	0.015			-	-	-	-	-	-	-	-	-	-	-	-	-	-
	PCB 52	µg/L	0.015			-	-	-	-	-	-	-	-	-	-	-	-	-	-
	Pentachlorobiphenyl, 2,3,3,4,4- (PCB 105)	µg/L	0.015			-	-	-	-	-	-	-	-	-	-	-	-	-	-
	Pentachlorobiphenyl, 2,3,4,4,5- (PCB 114)	µg/L	0.015			-	-	-	-	-	-	-	-	-	-	-	-	-	-
	Pentachlorobiphenyl, 2,3,4,4,5- (PCB 123)	µg/L	0.015			-	-	-	-	-	-	-	-	-	-	-	-	-	-
	Pentachlorobiphenyl, 3,3,4,4,5- (PCB 126)	µg/L	0.015			-	-	-	-	-	-	-	-	-	-	-	-	-	-
	Tetrachlorobiphenyl, 3,3,4,4- (PCB 77)	µg/L	0.015			-	-	-	-	-	-	-	-	-	-	-	-	-	-
	Tetrachlorobiphenyl, 3,4,4,5- (PCB 81)	µg/L	0.015			-	-	-	-	-	-	-	-	-	-	-	-	-	-
	Total PCB 7 Congeners	µg/L	0.105			-	-	-	-	-	-	-	-	-	-	-	-	-	-
	Total PCB WHO 12	µg/L	0.18			-	-	-	-	-	-	-	-	-	-	-	-	-	-
Phenolics	Xylenols (Filtered)	µg/L	0.5			<5	8.01	-	7.47	<0.5	<0.5	8.29	<0.5	<0.5	<0.5	<0.5	0.55	0.71	14.1
	Cresol Total (Filtered)	µg/L	0.5			7.59	7.41	-	2.75	5.52	<0.5	20.8	1.28	<0.5	<0.5	<0.5	14.5	<0.5	23.6
	Phenol	µg/L	1	5800[#28]	7.7[#2]	-	-	-	-	-	-	-	-	-	-	-	-	-	-
	Phenol (Filtered)	µg/L	0.5	5800[#28]	7.7[#2]	21.4	26.7	-	6.69	7.82	<0.5	14.6	<0.5	<0.5	<0.5	<0.5	1.71	<0.5	19.1
	Phenols Monohydric (Filtered)	µg/L	0.5			29	42.1	-	16.9	13.3	<0.5	43.7	1.28	<0.5	<0.5	<0.5	16.8	0.71	56.8
Organotins	Tributyltin	µg/L	0.001		0.0002[#2]	-	-	-	-	-	-	-	-	-	-	-	-	-	-
Pesticides	1-(3.4-Dichlorophenyl) urea (DCPU)	µg/l				-	-	-	-	-	-	-	-	-	-	-	-	-	-
	2-(4-Chlorophenoxy)propionic acid, 4-CPP	µg/l				-	-	-	-	-	-	-	-	-	-	-	-	-	-
	2-amino-N-(isopropyl)benzamide	µg/l				-	-	-	-	-	-	-	-	-	-	-	-	-	-
	2-Chloro-2.6-diethylacetanilide	µg/l				-	-	-	-	-	-	-	-	-	-	-	-	-	-
	Acibenzolar-S-methyl	µg/l				-	-	-	-	-	-	-	-	-	-	-	-	-	-
	Aminopyralid	µg/l				-	-	-	-	-	-	-	-	-	-	-	-	-	-
	Azoxystrobin	µg/L				-	-	-	-	-	-	-	-	-	-	-	-	-	-
	BAM	µg/l				-	-	-	-	-	-	-	-	-	-	-	-	-	-
	Benalaxyl	µg/l				-	-	-	-	-	-	-	-	-	-	-	-	-	-
	Bentazone methyl	µg/l				-	-	-	-	-	-	-	-	-	-	-	-	-	-
	Bifenox	µg/L				-	-	-	-	-	-	-	-	-	-	-	-	-	-
	Bitertanol	µg/l				-	-	-	-	-	-	-	-	-	-	-	-	-	-
	Boscalid	µg/l				-	-	-	-	-	-	-	-	-	-	-	-	-	-
	Cadusafos	µg/l				-	-	-	-	-	-	-	-	-	-	-	-	-	-
	Carfentrazone-ethyl	µg/L				-	-	-	-	-	-	-	-	-	-	-	-	-	-
	Chloridazon-desphenyl	µg/l				-	-	-	-	-	-	-	-	-	-	-	-	-	-
	Chloridazon-methyl desphenyl	µg/l				-	-	-	-	-	-	-	-	-	-	-	-	-	-
	Chlorotoluron-desmethyl	µg/l				-	-	-	-	-	-	-	-	-	-	-	-	-	-
	Chlorpropham	µg/L			10[#3]	-	-	-	-	-	-	-	-	-	-	-	-	-	-
	Clodinafop	µg/l				-	-	-	-	-	-	-	-	-	-	-	-	-	-
	Clomeprop	µg/l				-	-	-	-	-	-	-	-	-	-	-	-	-	-
	Crimidine	µg/l				-	-	-	-	-	-	-	-	-	-	-	-	-	-
	Cybutryne (Irgarol)	µg/l				-	-	-	-	-	-	-	-	-	-	-	-	-	-
	Cyprazine	µg/l				-	-	-	-	-	-	-	-	-	-	-	-	-	-
	Cyprodinil	µg/L				-	-	-	-	-	-	-	-	-	-	-	-	-	-
	Dichlofenthion	µg/l				-	-	-	-	-	-	-	-	-	-	-	-	-	-
	Dichlormid	µg/l				-	-	-	-	-	-	-	-	-	-	-	-	-	-
	Diethofencarb	µg/l				-	-	-	-	-	-	-	-	-	-	-	-	-	-
	Difenacoum	µg/l				-	-	-	-	-	-	-	-	-	-	-	-	-	-
	Dimefuron	µg/l				-	-	-	-	-	-	-	-	-	-	-	-	-	-
	Dimethachlo	µg/l				-	-	-	-	-	-	-	-	-	-	-	-	-	-
	Dimethenamid	µg/l				-	-	-	-	-	-	-	-	-	-	-	-	-	-
	Dimethomorph	µg/l				-	-	-	-	-	-	-	-	-	-	-	-	-	-
	Dinoterb	µg/l				-	-	-	-	-	-	-	-	-	-	-	-	-	-
	Diuron desmethyl (DCPMU)	µg/l				-	-	-	-	-	-	-	-	-	-	-	-	-	-
	Epoxiconazole	µg/l				-	-	-	-	-	-	-	-	-	-	-	-	-	-
	Etrimphos	µg/L	0.01			-	-	-	-	-	-	-	-	-	-	-	-	-	-
	Fenoxaprop	µg/l				-	-	-	-	-	-	-	-	-	-	-	-	-	-
	Fenpropidin	µg/l				-	-	-	-	-	-	-	-	-	-	-	-	-	-
	Fenuron	µg/l				-	-	-	-	-	-	-	-	-	-	-	-	-	-
	Fipronil	µg/L				-	-	-	-	-	-	-	-	-	-	-	-	-	-
	Florasulam	µg/l				-	-	-	-	-	-	-	-	-	-	-	-	-	-
	Fluazifop	µg/l				-	-	-	-	-	-	-	-	-	-	-	-	-	-

					Investigation Phase	LTM	LTM	LTM	GI	LTM	LTM	LTM	LTM	GI	LTM	LTM	LTM	LTM	LTM
					Location_Code	WS16001	WS16001	WS16001	WS16003	WS16003	WS16003	WS16003	WS16005	WS16005	WS16005	WS16005	WS16005	WS16005	WS16008
					Sampled_Date	27/01/2021	27/01/2021	25/11/2020	01/04/2020	06/05/2020	21/10/2020	26/01/2021	05/05/2020	02/04/2020	15/10/2020	15/10/2020	26/01/2021	04/06/2020	29/01/2021
					Sample_Depth	0.49	0.49	0.77	0.58	2.00	1.34	0.66	1.50	1.05	1.42	1.42	1.43	2.00	0.63
				UK Drinking Water Standards (GAC)	UK Freshwater EQS (GAC)														
Chem_Group	ChemName	output unit	EQL																
	Fluazifop-P-butyl	µg/L				-	-	-	-	-	-	-	-	-	-	-	-	-	-
	Foramsulfuron	µg/l				-	-	-	-	-	-	-	-	-	-	-	-	-	-
	Furathiocarb	µg/l				-	-	-	-	-	-	-	-	-	-	-	-	-	-
	Haloxyfop	µg/l				-	-	-	-	-	-	-	-	-	-	-	-	-	-
	Haloxyfop-p-methyl	µg/l				-	-	-	-	-	-	-	-	-	-	-	-	-	-
	Heptachlor epoxide	µg/L	0.01	0.03[#1]		-	-	-	-	-	-	-	-	-	-	-	-	-	-
	Imazamox	µg/l				-	-	-	-	-	-	-	-	-	-	-	-	-	-
	Indoxacarb	µg/L				-	-	-	-	-	-	-	-	-	-	-	-	-	-
	Isoproturon-desmethyl	µg/l				-	-	-	-	-	-	-	-	-	-	-	-	-	-
	Isoproturon-monodesmethyl	µg/l				-	-	-	-	-	-	-	-	-	-	-	-	-	-
	Isopyrazam	µg/l				-	-	-	-	-	-	-	-	-	-	-	-	-	-
	Kresoxim-methyl	µg/l				-	-	-	-	-	-	-	-	-	-	-	-	-	-
	Malaoxon	µg/l				-	-	-	-	-	-	-	-	-	-	-	-	-	-
	Mandipropamid	µg/l				-	-	-	-	-	-	-	-	-	-	-	-	-	-
	Mecarbam	µg/l				-	-	-	-	-	-	-	-	-	-	-	-	-	-
	Mesotrione	µg/l				-	-	-	-	-	-	-	-	-	-	-	-	-	-
	Metconazole	µg/l				-	-	-	-	-	-	-	-	-	-	-	-	-	-
	Metribuzin-desamino	µg/l				-	-	-	-	-	-	-	-	-	-	-	-	-	-
	Naptalam	µg/l				-	-	-	-	-	-	-	-	-	-	-	-	-	-
	Nicosulfuron	µg/l				-	-	-	-	-	-	-	-	-	-	-	-	-	-
	Nuarimol	µg/l				-	-	-	-	-	-	-	-	-	-	-	-	-	-
	Oxadixyl	µg/l				-	-	-	-	-	-	-	-	-	-	-	-	-	-
	Paraoxon-ethyl	µg/l				-	-	-	-	-	-	-	-	-	-	-	-	-	-
	Parathion-ethyl	µg/l				-	-	-	-	-	-	-	-	-	-	-	-	-	-
	Penconazole	µg/l				-	-	-	-	-	-	-	-	-	-	-	-	-	-
	Pencycuron	µg/l				-	-	-	-	-	-	-	-	-	-	-	-	-	-
	Phosphamidon II (E)	µg/l	0.01			-	-	-	-	-	-	-	-	-	-	-	-	-	-
	Pretilachlor	µg/l				-	-	-	-	-	-	-	-	-	-	-	-	-	-
	Primisulfuron-methyl	µg/l				-	-	-	-	-	-	-	-	-	-	-	-	-	-
	Prodiamine	µg/l				-	-	-	-	-	-	-	-	-	-	-	-	-	-
	Propaquizafop	µg/l				-	-	-	-	-	-	-	-	-	-	-	-	-	-
	Propetamphos	µg/L	0.01		0.03[#3]	-	-	-	-	-	-	-	-	-	-	-	-	-	-
	Prosulfocarb	µg/l				-	-	-	-	-	-	-	-	-	-	-	-	-	-
	Prothioconazole	µg/l				-	-	-	-	-	-	-	-	-	-	-	-	-	-
	Pyribenzoxim	µg/l				-	-	-	-	-	-	-	-	-	-	-	-	-	-
	Quinmerac	µg/l				-	-	-	-	-	-	-	-	-	-	-	-	-	-
	Quizalofop	µg/l				-	-	-	-	-	-	-	-	-	-	-	-	-	-
	Rimsulfuron	µg/l				-	-	-	-	-	-	-	-	-	-	-	-	-	-
	Sebuthylazine	µg/l				-	-	-	-	-	-	-	-	-	-	-	-	-	-
	Simazine-2-hydroxy	µg/l				-	-	-	-	-	-	-	-	-	-	-	-	-	-
	Sodium Acifluorfen	µg/L				-	-	-	-	-	-	-	-	-	-	-	-	-	-
	Sulfosulfuron	µg/l				-	-	-	-	-	-	-	-	-	-	-	-	-	-
	Tecnazene	µg/L	0.01		1[#3]	-	-	-	-	-	-	-	-	-	-	-	-	-	-
	Teflubenzuron	µg/l				-	-	-	-	-	-	-	-	-	-	-	-	-	-
	Terbuthylazine-desethyl	µg/l				-	-	-	-	-	-	-	-	-	-	-	-	-	-
	Terbuthylazine-desethyl-2-hydroxy	µg/l				-	-	-	-	-	-	-	-	-	-	-	-	-	-
	Terbuthylazine-hydroxy	µg/l				-	-	-	-	-	-	-	-	-	-	-	-	-	-
	Thiabendazole	µg/L			5[#3]	-	-	-	-	-	-	-	-	-	-	-	-	-	-
	Thiamethoxam	µg/L				-	-	-	-	-	-	-	-	-	-	-	-	-	-
	Tribenuron-methyl	µg/L				-	-	-	-	-	-	-	-	-	-	-	-	-	-
	Trietazine	µg/L	0.01			-	-	-	-	-	-	-	-	-	-	-	-	-	-
	Trifloxysulfuron-sodium	µg/l				-	-	-	-	-	-	-	-	-	-	-	-	-	-
	Triflusulfuron-methyl	µg/l				-	-	-	-	-	-	-	-	-	-	-	-	-	-
	Triforine	µg/l				-	-	-	-	-	-	-	-	-	-	-	-	-	-
	Triticonazole	µg/l				-	-	-	-	-	-	-	-	-	-	-	-	-	-
	Desmetryn	mg/L				-	-	-	-	-	-	-	-	-	-	-	-	-	-
	Simetryn	mg/L				-	-	-	-	-	-	-	-	-	-	-	-	-	-
	Clothianidin	µg/L				-	-	-	-	-	-	-	-	-	-	-	-	-	-
	Cymoxanil	µg/L				-	-	-	-	-	-	-	-	-	-	-	-	-	-
	Fluazifop-butyl	µg/L				-	-	-	-	-	-	-	-	-	-	-	-	-	-
	Imazamethabenz-methyl	µg/L				-	-	-	-	-	-	-	-	-	-	-	-	-	-
	Mesosulfuron-methyl	µg/L				-	-	-	-	-	-	-	-	-	-	-	-	-	-
	Metamitron	µg/L				-	-	-	-	-	-	-	-	-	-	-	-	-	-
	Metobromuron	µg/L				-	-	-	-	-	-	-	-	-	-	-	-	-	-
	Monuron	µg/L				-	-	-	-	-	-	-	-	-	-	-	-	-	-
	Secbumeton	µg/L				-	-	-	-	-	-	-	-	-	-	-	-	-	-
	Spiroxamine	µg/L				-	-	-	-	-	-	-	-	-	-	-	-	-	-
	Clomazon	µg/L				-	-	-	-	-	-	-	-	-	-	-	-	-	-
	Metazachlor	µg/L	0.01			-	-	-	-	-	-	-	-	-	-	-	-	-	-

					Investigation Phase	LTM	LTM	LTM	GI	LTM	LTM	LTM	LTM	GI	LTM	LTM	LTM	LTM	LTM
					Location_Code	WS16001	WS16001	WS16001	WS16003	WS16003	WS16003	WS16003	WS16005	WS16005	WS16005	WS16005	WS16005	WS16005	WS16008
					Sampled_Date	27/01/2021	27/01/2021	25/11/2020	01/04/2020	06/05/2020	21/10/2020	26/01/2021	05/05/2020	02/04/2020	15/10/2020	15/10/2020	26/01/2021	04/06/2020	29/01/2021
					Sample_Depth	0.49	0.49	0.77	0.58	2.00	1.34	0.66	1.50	1.05	1.42	1.42	1.43	2.00	0.63
				UK Drinking Water Standards (GAC)	UK Freshwater EQS (GAC)														
Chem_Group	**ChemName**	**output unit**	**EQL**																
	Methabenzthiazuran	µg/L				-	-	-	-	-	-	-	-	-	-	-	-	-	-
	Iprovalicarb	µg/L				-	-	-	-	-	-	-	-	-	-	-	-	-	-
	Chloroxuron	µg/L				-	-	-	-	-	-	-	-	-	-	-	-	-	-
	Neburon	µg/L				-	-	-	-	-	-	-	-	-	-	-	-	-	-
	Metribuzin	µg/L				-	-	-	-	-	-	-	-	-	-	-	-	-	-
	2,3,6-Trichlorobenzoic Acid (Tba)	µg/L				-	-	-	-	-	-	-	-	-	-	-	-	-	-
	2,4,5-Trichlorophenoxy Acetic Acid	µg/L				-	-	-	-	-	-	-	-	-	-	-	-	-	-
	2,4,5-TP (Silvex)	µg/L				-	-	-	-	-	-	-	-	-	-	-	-	-	-
	Pyrimethanil	µg/L				-	-	-	-	-	-	-	-	-	-	-	-	-	-
	Hedonal	µg/L			0.3[#2]	-	-	-	-	-	-	-	-	-	-	-	-	-	-
	2,4-DDT	µg/L	0.01		0.00625[#36]	-	-	-	-	-	-	-	-	-	-	-	-	-	-
	Propachlor	µg/L	0.01			-	-	-	-	-	-	-	-	-	-	-	-	-	-
	Propamocarb	µg/L				-	-	-	-	-	-	-	-	-	-	-	-	-	-
	2,4-Dichlorprop	µg/L				-	-	-	-	-	-	-	-	-	-	-	-	-	-
	3-Hydroxy Carbofuran	µg/L				-	-	-	-	-	-	-	-	-	-	-	-	-	-
	4-(2,4-Dichlorophenoxy)butyric Acid (2,4-DB)	µg/L				-	-	-	-	-	-	-	-	-	-	-	-	-	-
	4,4-DDE	µg/L	0.01		0.00625[#36]	-	-	-	-	-	-	-	-	-	-	-	-	-	-
	4-Bromo-3,5-dimethylphenyl-N-methylcarbamate	µg/L				-	-	-	-	-	-	-	-	-	-	-	-	-	-
	a-BHC	µg/L	0.01			-	-	-	-	-	-	-	-	-	-	-	-	-	-
	Acetochlor	µg/L				-	-	-	-	-	-	-	-	-	-	-	-	-	-
	Aldicarb	µg/L				-	-	-	-	-	-	-	-	-	-	-	-	-	-
	Aldicarb sulfone	µg/L				-	-	-	-	-	-	-	-	-	-	-	-	-	-
	Aldrin	µg/L	0.01	0.03[#1]	0.0025[#37]	-	-	-	-	-	-	-	-	-	-	-	-	-	-
	Ametryn	µg/L				-	-	-	-	-	-	-	-	-	-	-	-	-	-
	Amidosulfuron	µg/L				-	-	-	-	-	-	-	-	-	-	-	-	-	-
	Acetamiprid	µg/L				-	-	-	-	-	-	-	-	-	-	-	-	-	-
	Aclonifen	µg/L				-	-	-	-	-	-	-	-	-	-	-	-	-	-
	Actril (loxynil)	µg/L			10[#3]	-	-	-	-	-	-	-	-	-	-	-	-	-	-
	Atraton	µg/L				-	-	-	-	-	-	-	-	-	-	-	-	-	-
	Atrazine	µg/L	0.01		0.6[#2]	-	-	-	-	-	-	-	-	-	-	-	-	-	-
	Azinophos methyl	µg/L	0.02		0.01[#7]	-	-	-	-	-	-	-	-	-	-	-	-	-	-
	Baygon	µg/L				-	-	-	-	-	-	-	-	-	-	-	-	-	-
	b-BHC	µg/L	0.01			-	-	-	-	-	-	-	-	-	-	-	-	-	-
	Benazolin	µg/L				-	-	-	-	-	-	-	-	-	-	-	-	-	-
	Bendiocarb	µg/L				-	-	-	-	-	-	-	-	-	-	-	-	-	-
	Bentazone	µg/L			500[#3]	-	-	-	-	-	-	-	-	-	-	-	-	-	-
	Bidrin	µg/L				-	-	-	-	-	-	-	-	-	-	-	-	-	-
	Bromacil	µg/L				-	-	-	-	-	-	-	-	-	-	-	-	-	-
	Bromazil	µg/L				-	-	-	-	-	-	-	-	-	-	-	-	-	-
	Bromophos-ethyl	µg/L				-	-	-	-	-	-	-	-	-	-	-	-	-	-
	Bromoxynil	µg/L			100[#3]	-	-	-	-	-	-	-	-	-	-	-	-	-	-
	Carbaryl	µg/L				-	-	-	-	-	-	-	-	-	-	-	-	-	-
	Carbendazim	µg/L			0.15[#3]	-	-	-	-	-	-	-	-	-	-	-	-	-	-
	Carbetamide	µg/L				-	-	-	-	-	-	-	-	-	-	-	-	-	-
	Carbofuran	µg/L				-	-	-	-	-	-	-	-	-	-	-	-	-	-
	Carbophenothion	µg/L	0.01			-	-	-	-	-	-	-	-	-	-	-	-	-	-
	Carboxin	µg/L				-	-	-	-	-	-	-	-	-	-	-	-	-	-
	Chlorbromuron	µg/L				-	-	-	-	-	-	-	-	-	-	-	-	-	-
	Chlordane (cis)	µg/L	0.01			-	-	-	-	-	-	-	-	-	-	-	-	-	-
	Azinphos Ethyl	µg/L	0.02			-	-	-	-	-	-	-	-	-	-	-	-	-	-
	Chlordane (trans)	µg/L	0.01			-	-	-	-	-	-	-	-	-	-	-	-	-	-
	Chlorfenvinphos	µg/L	0.01		0.1[#2]	-	-	-	-	-	-	-	-	-	-	-	-	-	-
	Chloridazon	µg/L				-	-	-	-	-	-	-	-	-	-	-	-	-	-
	Chlorotoluron	µg/L			2[#3]	-	-	-	-	-	-	-	-	-	-	-	-	-	-
	Chlorpyrifos	µg/L	0.01			-	-	-	-	-	-	-	-	-	-	-	-	-	-
	Chlorpyrifos-methyl	µg/L	0.01			-	-	-	-	-	-	-	-	-	-	-	-	-	-
	Chlorsulfuron	µg/L				-	-	-	-	-	-	-	-	-	-	-	-	-	-
	Clopyralid	µg/L				-	-	-	-	-	-	-	-	-	-	-	-	-	-
	Coumaphos	µg/L	0.01		0.03[#3]	-	-	-	-	-	-	-	-	-	-	-	-	-	-
	Cyanazine	µg/L	0.01			-	-	-	-	-	-	-	-	-	-	-	-	-	-
	Cyproconazole	µg/L				-	-	-	-	-	-	-	-	-	-	-	-	-	-
	Cyromazine	µg/L				-	-	-	-	-	-	-	-	-	-	-	-	-	-
	d-BHC	µg/L	0.01			-	-	-	-	-	-	-	-	-	-	-	-	-	-
	DDD	µg/L	0.01		0.00625[#36]	-	-	-	-	-	-	-	-	-	-	-	-	-	-
	DDT	µg/L	0.01		0.01[#38]	-	-	-	-	-	-	-	-	-	-	-	-	-	-
	Deisopropylatrazine	µg/L				-	-	-	-	-	-	-	-	-	-	-	-	-	-
	Chlorothalonil	µg/L	0.01		0.035[#2]	-	-	-	-	-	-	-	-	-	-	-	-	-	-
	Deethylatrazine	µg/L				-	-	-	-	-	-	-	-	-	-	-	-	-	-
	Demeton-S-methyl	µg/L	0.01			-	-	-	-	-	-	-	-	-	-	-	-	-	-

					Investigation Phase	LTM	LTM	LTM	GI	LTM	LTM	LTM	LTM	GI	LTM	LTM	LTM	LTM	LTM
					Location_Code	WS16001	WS16001	WS16001	WS16003	WS16003	WS16003	WS16003	WS16005	WS16005	WS16005	WS16005	WS16005	WS16005	WS16008
					Sampled_Date	27/01/2021	27/01/2021	25/11/2020	01/04/2020	06/05/2020	21/10/2020	26/01/2021	05/05/2020	02/04/2020	15/10/2020	15/10/2020	26/01/2021	04/06/2020	29/01/2021
					Sample_Depth	0.49	0.49	0.77	0.58	2.00	1.34	0.66	1.50	1.05	1.42	1.42	1.43	2.00	0.63
				UK Drinking Water Standards (GAC)	UK Freshwater EQS (GAC)														
Chem_Group	**ChemName**	**output unit**	**EQL**																
	Diazinon	µg/L	0.01		0.01[#2]	-	-	-	-	-	-	-	-	-	-	-	-	-	-
	Dicamba	µg/L				-	-	-	-	-	-	-	-	-	-	-	-	-	-
	Dichlobenil	µg/L	0.01			-	-	-	-	-	-	-	-	-	-	-	-	-	-
	Dichlorvos	µg/L	0.01		0.001[#3]	-	-	-	-	-	-	-	-	-	-	-	-	-	-
	Diclofop	µg/L				-	-	-	-	-	-	-	-	-	-	-	-	-	-
	Dieldrin	µg/L	0.01	0.03[#1]	0.0025[#37]	-	-	-	-	-	-	-	-	-	-	-	-	-	-
	Difenoconazole	µg/L				-	-	-	-	-	-	-	-	-	-	-	-	-	-
	Difenoxuron	µg/L				-	-	-	-	-	-	-	-	-	-	-	-	-	-
	Diflubenzuron	µg/L			0.001[#3]	-	-	-	-	-	-	-	-	-	-	-	-	-	-
	Diflufenican	µg/L				-	-	-	-	-	-	-	-	-	-	-	-	-	-
	Dimethoate	µg/L	0.01		0.48[#2]	-	-	-	-	-	-	-	-	-	-	-	-	-	-
	Dinoseb	µg/L				-	-	-	-	-	-	-	-	-	-	-	-	-	-
	Disulfoton	µg/L	0.01			-	-	-	-	-	-	-	-	-	-	-	-	-	-
	Diuron	µg/L			0.2[#2]	-	-	-	-	-	-	-	-	-	-	-	-	-	-
	Endosulfan I	µg/L	0.01			-	-	-	-	-	-	-	-	-	-	-	-	-	-
	Endosulfan II	µg/L	0.02			-	-	-	-	-	-	-	-	-	-	-	-	-	-
	Endosulfan sulphate	µg/L	0.04			-	-	-	-	-	-	-	-	-	-	-	-	-	-
	Endrin	µg/L	0.01		0.0025[#37]	-	-	-	-	-	-	-	-	-	-	-	-	-	-
	s-Ethyl dipropylthiocarbamate	µg/L				-	-	-	-	-	-	-	-	-	-	-	-	-	-
	Ethiofencarb	µg/L				-	-	-	-	-	-	-	-	-	-	-	-	-	-
	Ethion	µg/L	0.01			-	-	-	-	-	-	-	-	-	-	-	-	-	-
	Ethoprop	µg/L				-	-	-	-	-	-	-	-	-	-	-	-	-	-
	Ethofumesate	µg/L				-	-	-	-	-	-	-	-	-	-	-	-	-	-
	Etridiazole	µg/L	0.01			-	-	-	-	-	-	-	-	-	-	-	-	-	-
	Fenamiphos	µg/L				-	-	-	-	-	-	-	-	-	-	-	-	-	-
	Fenarimol	µg/L				-	-	-	-	-	-	-	-	-	-	-	-	-	-
	Fenitrothion	µg/L	0.01		0.01[#3]	-	-	-	-	-	-	-	-	-	-	-	-	-	-
	Fensulfothion	µg/L				-	-	-	-	-	-	-	-	-	-	-	-	-	-
	Fenhexamid	µg/L				-	-	-	-	-	-	-	-	-	-	-	-	-	-
	Fenoxycarb	µg/L				-	-	-	-	-	-	-	-	-	-	-	-	-	-
	Fenthion	µg/L	0.01			-	-	-	-	-	-	-	-	-	-	-	-	-	-
	Fenpropimorf	µg/L				-	-	-	-	-	-	-	-	-	-	-	-	-	-
	Fluroxypyr	µg/L				-	-	-	-	-	-	-	-	-	-	-	-	-	-
	Flutolanil	µg/L				-	-	-	-	-	-	-	-	-	-	-	-	-	-
	Fonofos	µg/L				-	-	-	-	-	-	-	-	-	-	-	-	-	-
	g-BHC (Lindane)	µg/L	0.01			-	-	-	-	-	-	-	-	-	-	-	-	-	-
	Haloxyfop-methyl	µg/L				-	-	-	-	-	-	-	-	-	-	-	-	-	-
	Thifensulfuron	µg/L				-	-	-	-	-	-	-	-	-	-	-	-	-	-
	Heptachlor	µg/L	0.01	0.03[#1]		-	-	-	-	-	-	-	-	-	-	-	-	-	-
	Hexaconazole	µg/L				-	-	-	-	-	-	-	-	-	-	-	-	-	-
	Hexazinone	µg/L				-	-	-	-	-	-	-	-	-	-	-	-	-	-
	Hydroxyatrazine	µg/L				-	-	-	-	-	-	-	-	-	-	-	-	-	-
	Iprodione	µg/L				-	-	-	-	-	-	-	-	-	-	-	-	-	-
	Isodrin	µg/L	0.01		0.0025[#37]	-	-	-	-	-	-	-	-	-	-	-	-	-	-
	Isoproturon	µg/L			0.3[#2]	-	-	-	-	-	-	-	-	-	-	-	-	-	-
	Linuron	µg/L			0.5[#2]	-	-	-	-	-	-	-	-	-	-	-	-	-	-
	Malathion	µg/L	0.01		0.01[#3]	-	-	-	-	-	-	-	-	-	-	-	-	-	-
	2-Methyl-4-chlorophenoxyacetic acid	µg/L				-	-	-	-	-	-	-	-	-	-	-	-	-	-
	2-Methyl-4-Chlorophenoxy Butanoic Acid	µg/L				-	-	-	-	-	-	-	-	-	-	-	-	-	-
	Mecoprop	µg/L			18[#2]	-	-	-	-	-	-	-	-	-	-	-	-	-	-
	Mefenpyr-diethyl	µg/L				-	-	-	-	-	-	-	-	-	-	-	-	-	-
	Metachlor	µg/L	0.01		0.3[#2]	-	-	-	-	-	-	-	-	-	-	-	-	-	-
	Metalaxyl	µg/L				-	-	-	-	-	-	-	-	-	-	-	-	-	-
	Methamidophos	µg/L				-	-	-	-	-	-	-	-	-	-	-	-	-	-
	Methidathion	µg/L				-	-	-	-	-	-	-	-	-	-	-	-	-	-
	Methiocarb	µg/L			0.01[#3]	-	-	-	-	-	-	-	-	-	-	-	-	-	-
	Methomyl	µg/L				-	-	-	-	-	-	-	-	-	-	-	-	-	-
	Methoxychlor	µg/L	0.01			-	-	-	-	-	-	-	-	-	-	-	-	-	-
	Methoxyfenozide	µg/L				-	-	-	-	-	-	-	-	-	-	-	-	-	-
	Methyl parathion	µg/L	0.01			-	-	-	-	-	-	-	-	-	-	-	-	-	-
	Metolachlor	µg/L				-	-	-	-	-	-	-	-	-	-	-	-	-	-
	Metoxuron	µg/L				-	-	-	-	-	-	-	-	-	-	-	-	-	-
	Metsulfuron Methyl	µg/L				-	-	-	-	-	-	-	-	-	-	-	-	-	-
	Mevinphos (Phosdrin)	µg/L	0.01		0.02(MAC)[#39]	-	-	-	-	-	-	-	-	-	-	-	-	-	-
	Molinate	µg/L				-	-	-	-	-	-	-	-	-	-	-	-	-	-
	Monlinuran	µg/L				-	-	-	-	-	-	-	-	-	-	-	-	-	-
	Monocrotophos	µg/L				-	-	-	-	-	-	-	-	-	-	-	-	-	-
	Napropamide	µg/L				-	-	-	-	-	-	-	-	-	-	-	-	-	-
	Flusilazole (NuStar)	µg/L				-	-	-	-	-	-	-	-	-	-	-	-	-	-

					Investigation Phase	LTM	LTM	LTM	GI	LTM	LTM	LTM	LTM	GI	LTM	LTM	LTM	LTM	LTM
					Location_Code	WS16001	WS16001	WS16001	WS16003	WS16003	WS16003	WS16003	WS16005	WS16005	WS16005	WS16005	WS16005	WS16005	WS16008
					Sampled_Date	27/01/2021	27/01/2021	25/11/2020	01/04/2020	06/05/2020	21/10/2020	26/01/2021	05/05/2020	02/04/2020	15/10/2020	15/10/2020	26/01/2021	04/06/2020	29/01/2021
					Sample_Depth	0.49	0.49	0.77	0.58	2.00	1.34	0.66	1.50	1.05	1.42	1.42	1.43	2.00	0.63
				UK Drinking Water Standards (GAC)	UK Freshwater EQS (GAC)														
Chem_Group	**ChemName**	**output unit**	**EQL**																
	o,p-DDD	µg/L	0.01			-	-	-	-	-	-	-	-	-	-	-	-	-	-
	o,p'-DDE	µg/L	0.01			-	-	-	-	-	-	-	-	-	-	-	-	-	-
	o,p-Methoxychlor	µg/L	0.04			-	-	-	-	-	-	-	-	-	-	-	-	-	-
	Omethoate	µg/L	0.01		0.01[#3]	-	-	-	-	-	-	-	-	-	-	-	-	-	-
	Oxamyl	µg/L				-	-	-	-	-	-	-	-	-	-	-	-	-	-
	Paclobutrazol	µg/L				-	-	-	-	-	-	-	-	-	-	-	-	-	-
	Methyl Paraoxon	µg/L				-	-	-	-	-	-	-	-	-	-	-	-	-	-
	Parathion	µg/L	0.01			-	-	-	-	-	-	-	-	-	-	-	-	-	-
	Pendimethalin	µg/L	0.01		0.3[#2]	-	-	-	-	-	-	-	-	-	-	-	-	-	-
	Imidacloprid	µg/L				-	-	-	-	-	-	-	-	-	-	-	-	-	-
	Permethrin	µg/L	0.02		0.001[#3]	-	-	-	-	-	-	-	-	-	-	-	-	-	-
	Permethrin II	µg/L	0.02			-	-	-	-	-	-	-	-	-	-	-	-	-	-
	Phorate	µg/L	0.01			-	-	-	-	-	-	-	-	-	-	-	-	-	-
	Phosmet	µg/L				-	-	-	-	-	-	-	-	-	-	-	-	-	-
	Lenacil	µg/L				-	-	-	-	-	-	-	-	-	-	-	-	-	-
	Picloram	µg/L				-	-	-	-	-	-	-	-	-	-	-	-	-	-
	Picoxystrobin	µg/L				-	-	-	-	-	-	-	-	-	-	-	-	-	-
	Pirimicarb	µg/L			1[#3]	-	-	-	-	-	-	-	-	-	-	-	-	-	-
	Pirimiphos-methyl	µg/L	0.01		0.015[#3]	-	-	-	-	-	-	-	-	-	-	-	-	-	-
	Pirimphos-ethyl	µg/L				-	-	-	-	-	-	-	-	-	-	-	-	-	-
	Prochloraz	µg/L			4[#3]	-	-	-	-	-	-	-	-	-	-	-	-	-	-
	Profenofos	µg/L				-	-	-	-	-	-	-	-	-	-	-	-	-	-
	Promecarb	µg/L				-	-	-	-	-	-	-	-	-	-	-	-	-	-
	Prometon	µg/L				-	-	-	-	-	-	-	-	-	-	-	-	-	-
	Prometryn	µg/L	0.01			-	-	-	-	-	-	-	-	-	-	-	-	-	-
	Pronamide	µg/L	0.01		100[#3]	-	-	-	-	-	-	-	-	-	-	-	-	-	-
	Propanil	µg/L				-	-	-	-	-	-	-	-	-	-	-	-	-	-
	Propazine	µg/L	0.01			-	-	-	-	-	-	-	-	-	-	-	-	-	-
	Propham	µg/L				-	-	-	-	-	-	-	-	-	-	-	-	-	-
	Propiconazole	µg/L				-	-	-	-	-	-	-	-	-	-	-	-	-	-
	Propoxycarbazone-sodium	µg/L				-	-	-	-	-	-	-	-	-	-	-	-	-	-
	Pursuit	µg/L				-	-	-	-	-	-	-	-	-	-	-	-	-	-
	Pyriproxyfen	µg/L				-	-	-	-	-	-	-	-	-	-	-	-	-	-
	Quinclorac	µg/L				-	-	-	-	-	-	-	-	-	-	-	-	-	-
	Quinoxyfen	µg/L				-	-	-	-	-	-	-	-	-	-	-	-	-	-
	Savey	µg/L				-	-	-	-	-	-	-	-	-	-	-	-	-	-
	Sethoxydim	µg/L				-	-	-	-	-	-	-	-	-	-	-	-	-	-
	Simazine	µg/L	0.01		1[#2]	-	-	-	-	-	-	-	-	-	-	-	-	-	-
	Tebuthiuron	µg/L				-	-	-	-	-	-	-	-	-	-	-	-	-	-
	Terbutryn	µg/L	0.01			-	-	-	-	-	-	-	-	-	-	-	-	-	-
	Terbutylazine	µg/L				-	-	-	-	-	-	-	-	-	-	-	-	-	-
	Phosalone	µg/L	0.01			-	-	-	-	-	-	-	-	-	-	-	-	-	-
	Phosphamidon	µg/L	0.01			-	-	-	-	-	-	-	-	-	-	-	-	-	-
	Thiobencarb	µg/L				-	-	-	-	-	-	-	-	-	-	-	-	-	-
	Thiophanate-methyl	µg/L				-	-	-	-	-	-	-	-	-	-	-	-	-	-
	Triadimefon	µg/L	0.01			-	-	-	-	-	-	-	-	-	-	-	-	-	-
	Triadimenol	µg/L				-	-	-	-	-	-	-	-	-	-	-	-	-	-
	Triallate	µg/L	0.01		0.25[#3]	-	-	-	-	-	-	-	-	-	-	-	-	-	-
	Triasulfuron	µg/L				-	-	-	-	-	-	-	-	-	-	-	-	-	-
	Tributyl phosphate	µg/L	0.05		50[#3]	-	-	-	-	-	-	-	-	-	-	-	-	-	-
	Triclopyr	µg/L				-	-	-	-	-	-	-	-	-	-	-	-	-	-
	Triclosan	µg/L				-	-	-	-	-	-	-	-	-	-	-	-	-	-
	Trifluralin	µg/L	0.01		0.03[#2]	-	-	-	-	-	-	-	-	-	-	-	-	-	-
	Tebuconazole	µg/L				-	-	-	-	-	-	-	-	-	-	-	-	-	-
	Telodrin	µg/L	0.01			-	-	-	-	-	-	-	-	-	-	-	-	-	-
	Triazophos	µg/L	0.01		0.005[#3]	-	-	-	-	-	-	-	-	-	-	-	-	-	-
	Tricyclazole	µg/L				-	-	-	-	-	-	-	-	-	-	-	-	-	-
Surrogate	Surrogate Value	%				-	-	-	-	-	-	-	-	-	-	-	-	-	-
SVOC TIC	SVOC TICS - Detect	Detect				-	-	-	-	-	-	-	-	-	-	-	-	-	-
	SVOC Tentatively Identified Compounds	µg/L	10			-	-	-	-	-	-	-	-	-	-	-	-	-	-
VOC TIC	VOC TICs - Detect	Detect				-	-	-	-	-	-	-	-	-	-	-	-	-	-
	VOC Tentatively Identified Compounds	µg/l	10			-	-	-	-	-	-	-	-	-	-	-	-	-	-
Other	Biochemical Oxygen Demand (5-day test)	µg/L	1000			-	-	-	-	-	>13,600	-	-	-	>43,800	>44,900	-	-	-
	Redox	mV				-	-	-	-	-	-	-	-	-	-	-	-	-	-
	Salinity (no units)	PSS-78				-	-	-	-	-	-	-	-	-	-	-	-	-	-
	Conductivity @ 20oC	µS/cm	5			2390	2350	3430	6110	6840	4410	4320	1350	1200	1210	1230	899	1440	2570
	Total Dissolved Solids (Filtered)	mg/L	10			-	-	-	-	-	4450	-	-	-	-	-	-	-	-
	Biological Oxygen Demand	mg/L	1			-	-	-	-	>148	-	-	1.88	<1	-	-	-	2.1	-
	Chemical Oxygen Demand	mg/L	7			-	-	-	4260	2250	104	-	58.8	46.5	352	380	-	63.7	-

					Investigation Phase	LTM	LTM	LTM	GI	LTM	LTM	LTM	LTM	GI	LTM	LTM	LTM	LTM	LTM
					Location_Code	WS16001	WS16001	WS16001	WS16003	WS16003	WS16003	WS16003	WS16005	WS16005	WS16005	WS16005	WS16005	WS16005	WS16008
					Sampled_Date	27/01/2021	27/01/2021	25/11/2020	01/04/2020	06/05/2020	21/10/2020	26/01/2021	05/05/2020	02/04/2020	15/10/2020	15/10/2020	26/01/2021	04/06/2020	29/01/2021
					Sample_Depth	0.49	0.49	0.77	0.58	2.00	1.34	0.66	1.50	1.05	1.42	1.42	1.43	2.00	0.63
				UK Drinking Water Standards (GAC)	UK Freshwater EQS (GAC)														
Chem_Group	**ChemName**	**output unit**	**EQL**																
	Dissolved Organic Carbon (Filtered)	µg/L	3000			303,000	464,000	-	1,230,000	<3000	39,400	1,190,000	16,900	17,500	124,000	108,000	57,100	18,300	1,740,000
	pH (Lab)	pH_Units	1	6.5-9.5[#1]	6-9(MAC)[#39]	11.8	11.7	-	11	8.23	7.9	10.7	5.17	5.24	5.55	5.48	5.82	4.93	11.8

Environmental Standards Comments
#1:Water Supply (Water Quality) Regulations 2016.
#2:Water Framework Directive (Standards and Classification) Directions (England and Wales) 2015.
#3:Operational Targets and EQS. EA, April 2018
#4:Water Framework Directive (Standards & Classification) Directions (England & Wales) 2015. Dissolved fraction. Lowest criteria presented (<40mg/l of CaCO3). See 'further assessment' if criteria exceeded and hardness (CaCO3) data available.
#5:Water Framework Directive (Standards & Classification) Directions (England & Wales) 2015. Dissolved fraction.
#6:Water Framework Directive (Standards and Classification) Directions (England and Wales) 2015. Dissolved Fraction. If hexavalent chromium (CrVI) data is available, a value of 4.7µg/l may be appropriate for the remaining trivalent chromium (CrIII).
#7:Operational Targets and EQS. EA, April 2018. Dissolved fraction.
#8:Water Framework Directive (Standards & Classification) Directions (England & Wales) 2015. Dissolved & bioavailable (bio) fraction plus background. M-BAT tool to assess: http://wfduk.org/resources/rivers-lakes-metal-bioavailability-assessment-tool-m-bat
#9:Water Framework Directive (Standards & Classification) Directions (England & Wales) 2015. Bioavailable (bio) fraction. M-BAT tool to assess: http://wfduk.org/resources/rivers-lakes-metal-bioavailability-assessment-tool-m-bat
#10:Water Framework Directive (Standards and Classification) Directions (England and Wales) 2015. Dissolved Fraction. MAC adopted in absence of AA value.
#11:Guidelines for Drinking-water Quality, 4th Edition. WHO, 2011. Based on taste rather than a formal guideline.
#12:Water Framework Directive (Standards and Classification) Directions (England and Wales) 2015. Indicator of 'good' status (90%ile) - Ammonia standard for lakes and rivers (total ammonia as nitrogen).
#13:Operational Targets and EQS. EA, April 2018. Dissolved fraction. Lowest criteria presented (<50 mg/l CaCO3). See 'further assessment' values if criteria exceeded and hardness (CaCO3) data available.
#14:Water Supply (Water Quality) Regulations 2016. As NO3.
#15:Water Supply (Water Quality) Regulations 2016. As SO4.
#16:Water Supply (Water Quality) Regulations 2016. Value of 0.1µg/l for PAH split between four individual PAH. Requires summation of benzo(b)fluoranthene, benzo(k)fluoranthene, benzo(ghiperylene and indeno(123cd)pyrene to use 0.1µg/l value.
#17:Water Framework Directive (Standards and Classification) Directions (England and Wales) 2015. Benzo(a)pyrene can be considered as a marker for other PAH for comparison with the corresponding AA-EQS in water.
#18:No UK DWS for total petroleum hydrocarbons (TPH), or speciated TPH fractions. A value of 10 µg/l is adopted for sum TPH based on the rescinded Private Water Supply Regulations, 1991.
#19:No UK EQS for total petroleum hydrocarbons (TPH), or speciated TPH fractions. A value of 50 µg/l is adopted for sum TPH protection of surface water based on 50µg/l-1000µg/l (Surface Waters (Abstraction for Drinking Water) Regulations 1989).
#20:Guidelines for Drinking-water Quality, 4th Edition. WHO, 2011
#21:Proposed Environmental Quality Standard, in absence of legislative standard (Ayscough et al., 2002). https://assets.publishing.service.gov.uk/government/uploads/system/uploads/attachment_data/file/291223/sp2-115-tr4-e-e.pdf
#22:Guidelines for Drinking-water Quality, 4th Edition. WHO, 2011. Value of 500µg/l for sum xylenes split between isomers. Requires summation of m,p & o isomers to use 500µg/l value.
#23:Operational Targets and EQS. EA, April 2018. Value of 30µg/l for sum xylenes split between isomers. Requires summation of m,p & o isomers to use 30µg/l value.
#24:The taste and odour threshold of 15µg/l is commonly adopted as a guide.
#25:The taste and odour threshold of 15µg/l is commonly adopted as a guide. In situations where there is no risk to a drinking water supply or aquifer, a PNEC value of 2,600µg/l may be used.
#26:Water Framework Directive (Standards and Classification) Directions (England and Wales) 2015. Value of 140µg/l for tetrachloroethane split between 2 isomers. Requires summation of 2 isomers to use 140µg/l value.
#27:Guidelines for Drinking-water Quality, 4th Edition. WHO, 2011. In Scotland a value of 200µg/l is used (WAT-PS-10-01).
#28:US EPA Regional Screening Levels, May 2019. https://www.epa.gov/risk/regional-screening-levels-rsls-generic-tables
#29:Guidelines for Drinking-water Quality, 4th Edition. WHO, 2011. In Scotland a value of 7µg/l is used (WAT-PS-10-01).
#30:Water Supply (Water Quality) Regulations 2016. Value of 100µg/l for sum trihalomethanes split between individual compounds. Requires summation of chloroform, bromoform, chlorodibromomethane and bromodichloromethane to use 100µg/l value.
#31:Guidelines for Drinking-water Quality, 4th Edition. WHO, 2011. Value of 50µg/l for sum cis & trans-DCE split between isomers. Requires summation of cis & trans-DCE isomers to use 50µg/l value.
#32:Water Supply (Water Quality) Regulations 2016. Value of 10µg/l for sum of TCE & PCE split between individual compounds. Requires summation of TCE & PCE to use 10µg/l value.
#33:Water Framework Directive (Standards and Classification) Directions (England and Wales) 2015. Value of 0.4µg/l for sum isomers split between 3 isomers. Requires summation of isomers to use 0.4µg/l value.
#34:Water Framework Directive (Standards and Classification) Directions (England and Wales) 2015. Value of 20µg/l for sum isomers split between 3 isomers. Requires summation of isomers to use 20µg/l value.
#35:Position statement (WAT-PS-10-01), SEPA August 2014.
#36:Water Framework Directive (Standards and Classification) Directions (England and Wales) 2015. Value of 0.025µg/l for sum DDT isomers split between 4 isomers. Requires summation of 4 isomers to use 0.025µg/l value.
#37:Water Framework Directive (Standards and Classification) Directions (England and Wales) 2015. Value of 0.01µg/l for sum isomers split between 4 isomers. Requires summation of isomers to use 0.01µg/l value.
#38:Water Framework Directive (Standards and Classification) Directions (England and Wales) 2015. Relates to p,p-DDT (CAS 50-29-3)
#39:Operational Targets and EQS. EA, April 2018. Maximum Allowable Concentration (MAC) adopted in absence of Annual Average (AA) value.

Key

<2.5	Result MDL exceeds GAC
16.1	Result exceeds GAC
-	Determinand not tested for

Notes
Where a range is given the determinand has been analysed for by more than one method

					Investigation Phase	LTM	LTM	LTM	LTM	LTM	LTM	LTM	LTM	LTM	GI	LTM	LTM	LTM	LTM
					Location_Code	WS16008	WS16008	WS16008	WS16008	WS16009	WS16009	WS16009	WS16009	WS16009	WS16009	WS16010	WS16010	WS16010	WS16010
					Sampled_Date	05/05/2020	13/10/2020	25/11/2020	04/06/2020	19/01/2021	05/05/2020	25/11/2020	13/10/2020	04/06/2020	03/04/2020	19/01/2021	06/05/2020	25/11/2020	21/10/2020
					Sample_Depth	1.50	1.07	1.10	2.00	0.31	1.90	1.16	1.55	2.00	2.50	0.80	2.00	1.34	1.50
				UK Drinking Water Standards (GAC)	UK Freshwater EQS (GAC)														
Chem_Group	**ChemName**	**output unit**	**EQL**																
Metals	Antimony	µg/L	4	5[#1]		-	-	-	-	<4	-	-	-	-	-	<24	-	-	-
	Arsenic	µg/L	2	10[#1]	50[#2]	2.53	36	-	9.13	12.9	5.82	-	74.9	5.64	-	64.9	6.73	-	36.1
	Arsenic (Filtered)	µg/L	0.5	10[#1]	50[#2]	6.39	36.7	-	8.61	10.9	5.6	-	103	5.59	<5	55.8	6.23	-	31.2
	Boron	µg/L	20	1000[#1]	2000[#3]	98.1	369	-	203	25.3	48	-	212	29.7	-	<120	43	-	431
	Boron (Filtered)	µg/L	10	1000[#1]	2000[#3]	-	-	-	-	-	-	-	-	-	250	-	-	-	374
	Cadmium	µg/L	0.5	5[#1]	0.08[#4]	<0.5	<3	-	<0.5	<0.5	<0.5	-	<0.5	<0.5	-	<3	<0.5	-	<0.5
	Cadmium (Filtered)	µg/L	0.08	5[#1]	0.08[#4]	0.0869	<0.8	-	<0.08	<0.08	<0.08	-	<0.8	<0.08	<0.8	<0.08	<0.08	-	<0.8
	Chromium (hexavalent) (Filtered)	µg/L	3		3.4[#5]	72.3	333	-	512	117	<3	-	203	168	237	<15	87.2	-	<30
	Chromium	µg/L	3	50[#1]	3.4[#6]	3.51	58.6	-	<3	<3	10.5	-	29.9	4.17	-	<18	6.43	-	32
	Chromium (Filtered)	µg/L	1	50[#1]	3.4[#6]	3.5	63	-	2.35	2.57	6.92	-	35.9	1.6	10.5	3.01	3.43	-	25.6
	Chromium (Trivalent) (Filtered)	µg/L	3		4.7[#5]	<3	<30	-	<30	<3	6.92	-	<30	<30	<30	6.76	<30	-	25.6
	Cobalt (Filtered)	µg/L	0.5		3[#7]	2.9	82.3	-	16.1	0.586	1.25	-	8.37	0.928	<5	6.47	0.922	-	35
	Copper	µg/L	1	2000[#1]	1(bio)[#8]	4.9	27.7	-	9.49	12	38.5	-	3.96	21.8	-	18.9	23.7	-	34.4
	Copper (Filtered)	µg/L	0.3	2000[#1]	1(bio)[#8]	3.48	3.76	-	3.14	<0.3	25.3	-	8.17	11	106	<0.3	15.9	-	3.35
	Iron (Filtered)	µg/L	19	200[#1]	1000[#2]	<19	5010	3640	139	95.8	104	72.9	281	73.6	<190	4100	22	2610	7420
	Lead	µg/L	1	10[#1]	1.2(bio)[#8]	-	-	-	-	-	-	-	-	-	-	-	-	-	-
	Lead (Filtered)	µg/L	0.2	10[#1]	1.2(bio)[#8]	0.35	4.51	-	0.303	<0.2	<0.2	-	8.55	<0.2	<2	0.219	<0.2	-	<2
	Manganese	µg/L	1	50[#1]	123(bio)[#9]	257	2520	-	766	11.2	6.74	-	928	13.4	-	3140	14.9	-	6390
	Manganese (Filtered)	µg/L	3	50[#1]	123(bio)[#9]	228	-	3240	666	<3	<3	614	-	<3	<30	7040	9.99	2110	5810
	Mercury	µg/L	0.02	1[#1]	0.07(MAC)[#10]	<0.02	<0.02	-	<0.02	3.91	<0.02	-	<0.02	0.0352	-	2.72	<0.02	-	0.0214
	Mercury (Filtered)	µg/L	0.01	1[#1]	0.07(MAC)[#10]	<0.01	0.487	-	0.0103	<0.1	<0.01	-	0.469	0.0289	<0.1	<0.1	<0.01	-	<0.1
	Molybdenum	µg/L	9	70[#11]		-	-	-	-	46.6	-	-	-	-	-	<54	-	-	-
	Nickel	µg/L	1	20[#1]	4(bio)[#8]	5.67	39.4	-	15.5	9.13	20.4	-	23.1	14.3	-	30.5	12.4	-	32.5
	Nickel (Filtered)	µg/L	0.4	20[#1]	4(bio)[#8]	4.21	39.3	-	12.5	9.72	18.8	-	22.1	12.5	14.2	29.2	11.7	-	44.9
	Selenium	µg/L	1	10[#1]		4.32	11.3	-	7.24	1.8	6.72	-	6.62	4.38	-	<6	6.63	-	38.7
	Selenium (Filtered)	µg/L	1	10[#1]		-	-	-	-	-	-	-	-	-	<10	10.1	-	-	-
	Strontium (Filtered)	µg/L	1			-	-	-	-	-	-	-	-	-	-	-	-	-	7340
	Vanadium	µg/L	5		20[#12]	-	-	-	-	6.59	-	-	-	-	-	<30	-	-	-
	Zinc	µg/L	5	3000[#11]	10.9(bio)[#8]	<5	38	-	18.4	<5	6.3	-	21.4	123	-	<30	17.4	-	24.5
	Zinc (Filtered)	µg/L	1	3000[#11]	10.9(bio)[#8]	-	-	-	-	-	-	-	-	-	<10	<1	-	-	-
Inorganics	Total Hardness	mg/l	0.35			961	2730	2120	2460	1190	1640	1430	2260	1700	1380	958	1280	2240	3000
	Alkalinity (Bicarbonate as CaCO3)	mg/L	2			230	1970	2150	769	<2	780	1620	1670	701	758	1190	430	2030	2620
	Alkalinity (Bicarbonate) as HCO3	mg/L	2			281	-	-	938	-	73.2	-	-	429	476	-	525	-	-
	Alkalinity (total) as CaCO3	mg/L	2			-	-	1760	-	1280	-	1330	-	-	-	975	-	1660	-
	Ammoniacal Nitrogen as N (Filtered)	mg/L	0.01		0.6[#12]	0.0954	0.068	-	0.0603	-	10.1	-	7.48	7.71	10.7	-	0.115	-	3.56
	Ammoniacal Nitrogen as NH3 (Filtered)	mg/L	0.01			-	-	2.03	-	5.62	-	16.1	-	-	-	1.51	-	2.06	-
	Bromide (Filtered)	mg/L	0.06			-	1.11	-	-	-	-	-	0.427	-	-	-	-	-	1.26
	Calcium (Filtered)	mg/L	0.2			252	-	604	492	399	599	532	-	607	444	553	492	716	949
	Chloride (Filtered)	mg/L	2	250[#1]	250[#3]	105	384	208	205	79.2	113	193	233	113	206	109	97.2	217	379
	Cyanide (Free) (Filtered)	µg/L	2.5	50[#1]	1[#2]	<2.5	<2.5	-	<2.5	<2.5	<2.5	-	<2.5	<2.5	<2.5	<2.5	<2.5	-	<2.5
	Cyanide Total (Filtered)	µg/L	5	50[#1]	1[#2]	<5	8.31	-	<5	<5	<5	-	5.89	<5	<5	<5	<5	-	<5
	cyanides-complex (Filtered)	µg/L	5	50[#1]	1[#2]	<5	8.31	-	<5	<5	<5	-	5.89	<5	<5	<5	<5	-	<5
	Fluoride (Filtered)	µg/L	500	1500[#1]	1000[#13]	<500	3300	-	1710	-	<500	-	2490	868	2940	-	594	-	5810
	Iodide	mg/L				-	-	-	-	-	-	-	-	-	-	-	-	-	<10
	Magnesium (Filtered)	mg/L	0.036			83.8	223	198	233	0.14	0.145	40.4	130	2.17	<0.36	107	16.8	53.5	138
	Nitrate (as N) (Filtered)	mg/L	0.0677			-	-	-	-	-	-	-	-	-	2.57	-	-	-	-
	Nitrate (as NO3-) (Filtered)	mg/L	0.3	50(NO3)[#14]		<0.3	<0.3	<0.3	<0.3	1.22	1.47	<0.3	<0.3	<0.3	11.4	12.8	<0.3	5.52	6.96
	Phosphorus	µg/L	20			36.8	-	-	119	-	70.9	-	-	102	-	-	110	-	-
	Phosphorus (Filtered)	µg/L	10			18.9	-	-	42.1	-	51.1	-	-	44.4	-	-	50.4	-	-
	Potassium (Filtered)	mg/L	0.2			6.2	40.4	22.6	14.1	54.9	41.4	56.4	49.8	30.3	33.5	26.9	13.3	64.2	64.6
	Sodium (Filtered)	mg/L	0.076	200[#1]		195	1260	837	468	228	367	790	825	290	444	824	159	1240	1700
	Sulphate (Filtered)	mg/L	2	250(SO4)[#15]	400[#3]	563	1300	1080	1220	67.4	656	918	1070	1040	1610	585	1160	1800	2240
	Orthophosphate as P (Filtered)	µg/L	20			-	-	-	-	-	-	-	-	-	153	-	-	-	-
PAH	Naphthalene	µg/L	0.01		2[#2]	0.0359	0.0949	-	0.106	0.0762	0.0301	-	0.161	0.0678	0.0211	0.0311	0.0235	-	<0.02
	Acenaphthene	µg/L	0.005		No UK EQS	<0.005	<0.005	-	<0.005	<0.01	<0.005	-	0.0821	<0.005	0.0479	<0.01	<0.005	-	<0.01
	Acenaphthylene	µg/L	0.005		No UK EQS	<0.005	<0.005	-	<0.005	<0.01	<0.005	-	0.127	<0.005	<0.005	<0.01	<0.005	-	<0.01
	Fluoranthene	µg/L	0.005		0.0063[#2]	0.029	0.0403	-	0.0136	<0.01	<0.005	-	0.0144	0.0277	0.00786	<0.01	<0.005	-	<0.01
	Anthracene	µg/L	0.005		0.1[#2]	<0.005	0.00838	-	<0.005	<0.01	<0.005	-	<0.005	<0.005	<0.005	<0.01	<0.005	-	<0.01
	Phenanthrene	µg/L	0.005		No UK EQS	0.0848	0.0213	-	0.0358	<0.01	0.0169	-	0.0259	0.0239	<0.005	<0.01	<0.005	-	<0.01
	Fluorene	µg/L	0.005		No UK EQS	0.0164	<0.005	-	0.0167	<0.01	<0.005	-	<0.005	<0.005	<0.005	<0.01	<0.005	-	<0.01
	Chrysene	µg/L	0.005		No UK EQS	<0.005	<0.005	-	<0.005	<0.01	<0.005	-	<0.005	<0.005	<0.005	<0.01	<0.005	-	<0.01
	Pyrene	µg/L	0.005		No UK EQS	0.0162	0.0334	-	0.00936	<0.01	<0.005	-	0.0103	0.0247	0.00931	<0.01	<0.005	-	<0.01
	Benzo(a)anthracene	µg/L	0.005		No UK EQS	<0.005	<0.005	-	<0.005	<0.01	<0.005	-	<0.005	<0.005	<0.005	<0.01	<0.005	-	<0.01
	Benzo(b)fluoranthene	µg/L	0.005	0.025[#16]	See BaP[#17]	<0.005	<0.005	-	<0.005	<0.01	<0.005	-	<0.005	0.0194	<0.005	<0.01	<0.005	-	<0.01
	Benzo(k)fluoranthene	µg/L	0.005	0.025[#16]	See BaP[#17]	<0.005	<0.005	-	<0.005	<0.01	<0.005	-	<0.005	0.00735	<0.005	<0.01	<0.005	-	<0.01
	Benzo(a)pyrene	µg/L	0.002	0.01[#1]	0.00017[#17]	<0.002	<0.002	-	<0.002	<0.004	<0.002	-	<0.002	0.0123	<0.002	<0.004	<0.002	-	<0.004
	Dibenz(a,h)anthracene	µg/L	0.005		No UK EQS	<0.005	<0.005	-	<0.005	<0.01	<0.005	-	<0.005	<0.005	<0.005	<0.01	<0.005	-	<0.01
	Benzo(g,h,i)perylene	µg/L	0.005	0.025[#16]	See BaP[#17]	<0.005	<0.005	-	<0.005	<0.01	<0.005	-	<0.005	<0.005	<0.005	<0.01	<0.005	-	<0.01
	Indeno(1,2,3-c,d)pyrene	µg/L	0.005	0.025[#16]	See BaP[#17]	<0.005	<0.005	-	<0.005	<0.01	<0.005	-	<0.005	<0.005	<0.005	<0.01	<0.005	-	<0.01
	PAH 16 Total	µg/L	0.082			0.182	0.198	-	0.182	<0.164	<0.082	-	0.421	0.183	0.0861	<0.164	<0.082	-	<0.164

					Investigation Phase	LTM	LTM	LTM	LTM	LTM	LTM	LTM	LTM	LTM	GI	LTM	LTM	LTM	LTM
					Location_Code	WS16008	WS16008	WS16008	WS16008	WS16009	WS16009	WS16009	WS16009	WS16009	WS16009	WS16010	WS16010	WS16010	WS16010
					Sampled_Date	05/05/2020	13/10/2020	25/11/2020	04/06/2020	19/01/2021	05/05/2020	25/11/2020	13/10/2020	04/06/2020	03/04/2020	19/01/2021	06/05/2020	25/11/2020	21/10/2020
					Sample_Depth	1.50	1.07	1.10	2.00	0.31	1.90	1.16	1.55	2.00	2.50	0.80	2.00	1.34	1.50
				UK Drinking Water Standards (GAC)	UK Freshwater EQS (GAC)														
Chem_Group	**ChemName**	**output unit**	**EQL**																
TPH CWG	>C5-C6 Aliphatics	µg/L	10	See TPH	See TPH	23	137	-	136	24	146	-	39	222	127	27	68	-	261
	>C6-C8 Aliphatics	µg/L	10	See TPH	See TPH	271	868	-	977	695	1330	-	696	842	3410	225	616	-	1520
	>C8-C10 Aliphatics	µg/L	10	See TPH	See TPH	197	464	-	1160	799	1150	-	653	1800	1190	372	556	-	2020
	>C10-C12 Aliphatics	µg/L	10	See TPH	See TPH	58	79	-	125	200	264	-	121	210	361	81	106	-	95
	>C12-C16 Aliphatics	µg/L	10	See TPH	See TPH	<10	<10	-	<10	<20	<10	-	<10	<10	<10	<20	<10	-	<20
	>C16-C21 Aliphatics	µg/L	10	See TPH	See TPH	<10	<10	-	<10	<20	<10	-	<10	<10	<10	<20	<10	-	<20
	>C21-C35 Aliphatics	µg/L	10	See TPH	See TPH	<10	<10	-	<10	<20	<10	-	<10	<10	<10	<20	<10	-	<20
	>C16-C35 Aliphatics	µg/L	10			<10	<10	-	<10	<20	<10	-	<10	<10	<10	<20	<10	-	<20
	Total Aliphatics >C12-C35	µg/L	10			<10	<10	-	<10	<20	<10	-	<10	<10	<10	<20	<10	-	<20
	>EC5-EC7 Aromatics	µg/L	10	See TPH	See TPH	-	-	-	-	<10	-	-	-	-	-	<10		-	
	>EC6-EC7 Aromatics	µg/L	10			<10	<10	-	<10	-	<10	-	<10	<10	<10	-	<10	-	<10
	>EC7-EC8 Aromatics	µg/L	10	See TPH	See TPH	<10	<10	-	<10	<10	<10	-	<10	<10	<10	<10	<10	-	<10
	>EC8-EC10 Aromatics	µg/L	10	See TPH	See TPH	541	1680	-	770	920	1600	-	990	1200	1080	550	924	-	1350
	>EC10-EC12 Aromatics	µg/L	10	See TPH	See TPH	38	52	-	83	133	176	-	81	140	240	54	70	-	64
	>EC12-EC16 Aromatics	µg/L	10	See TPH	See TPH	<10	32	-	<10	59	82	-	39	63	78	51	12	-	<20
	>EC16-EC21 Aromatics	µg/L	10	See TPH	See TPH	<10	<10	-	<10	<20	<10	-	<10	<10	<10	<20	<10	-	<20
	>EC21-EC35 Aromatics	µg/L	10	See TPH	See TPH	<10	<10	-	<10	<20	<10	-	<10	<10	<10	<20	<10	-	<20
	Total Aromatics >EC12-EC35	µg/L	10			<10	32	-	<10	59	82	-	39	63	78	51	12	-	<20
	TPH >C5-C35 Aliphatics/Aromatics	µg/L	10	|10[#18]	|50[#19]	1130	3310	-	3250	2830	4760	-	2620	4490	6490	1360	2350	-	5300
TPH	>C8-C10	µg/L	10			-	-	-	-	-	-	-	-	-	-	-		-	
	GRO >C7-8	µg/L	10			-	-	-	-	-	-	-	-	-	-	-		-	
	EPH/TPH >C10-12	µg/L	200			-	-	-	-	-	-	-	-	-	-	-		-	
	EPH/TPH >C12-16	µg/L	200			-	-	-	-	-	-	-	-	-	-	-		-	
	EPH/TPH >C16-21	µg/L	200			-	-	-	-	-	-	-	-	-	-	-		-	
	EPH/TPH >C35-40	µg/L	200			-	-	-	-	-	-	-	-	-	-	-		-	
	EPH >C10-40	µg/L	200			-	-	-	-	-	-	-	-	-	-	-		-	
	EPH/TPH >C21-28	µg/L	200			-	-	-	-	-	-	-	-	-	-	-		-	
	EPH/TPH >C28-35	µg/L	200			-	-	-	-	-	-	-	-	-	-	-		-	
	Total EPH C6-40	µg/L	100			-	-	-	-	-	-	-	-	-	-	-		-	
	GRO >C5-12	µg/L	50			1130	3280	-	3250	2770	4670	-	2580	4420	6410	1310	2340	-	5300
	GRO>C10-12	µg/L	10			-	-	-	-	-	-	-	-	-	-	-		-	
	GRO >C5-6	µg/L	10			-	-	-	-	-	-	-	-	-	-	-		-	
	GRO >C6-7	µg/L	10			-	-	-	-	-	-	-	-	-	-	-		-	
BTEX and MTBE	Benzene	µg/L	1	1[#1]	10[#2]	<7	<7	-	<7	<7	<7	-	<7	<7	<7	<7	<7	-	<7
	Toluene	µg/L	1	700[#20]	74[#2]	<4	<4	-	<4	<4	<4	-	<4	<4	<4	<4	<4	-	<4
	Ethylbenzene	µg/L	1	300[#20]	20[#21]	397	1320	-	<5	308	801	-	228	<5	276	196	515	-	<5
	Xylene (m & p)	µg/L	1	250[#22]	15[#23]	<8	<8	-	<8	<8	<8	-	<8	<8	<8	<8	<8	-	<8
	Xylene (o)	µg/L	1	250[#22]	15[#23]	12	48	-	<3	79	30	-	325	<3	9	106	38	-	<3
	Xylene Total	µg/L	2	500[#20]	30[#3]	12	48	-	<11	79	30	-	325	<11	<11	106	38	-	<11
	MTBE	µg/L	1	15[#24]	15[#25]	<3	<3	-	<3	<3	<3	-	<3	<3	<3	<3	<3	-	<3
	Total BTEX	µg/L	28			409	1370	-	<28	387	831	-	553	<28	276	302	553	-	<28
VOC	Styrene	µg/L	1		50[#3]	-	-	-	-	-	-	-	-	-	-	-	-	-	-
	cis-1,3-dichloropropene	µg/L	1			-	-	-	-	-	-	-	-	-	-	-	-	-	-
	trans-1,3-dichloropropene	µg/L	1			-	-	-	-	-	-	-	-	-	-	-	-	-	-
	1,1,1,2-tetrachloroethane	µg/L	1		70[#26]	-	-	-	-	-	-	-	-	-	-	-	-	-	-
	1,1,1-trichloroethane	µg/L	1	2000[#27]	100[#3]	-	-	-	-	-	-	-	-	-	-	-	-	-	-
	1,1,2,2-tetrachloroethane	µg/L	1		70[#26]	-	-	-	-	-	-	-	-	-	-	-	-	-	-
	1,1,2-trichloroethane	µg/L	1		400[#3]	-	-	-	-	-	-	-	-	-	-	-	-	-	-
	1,1-dichloroethane	µg/L	1	2.8[#28]		-	-	-	-	-	-	-	-	-	-	-	-	-	-
	1,1-dichloroethene	µg/L	1	140[#29]		-	-	-	-	-	-	-	-	-	-	-	-	-	-
	1,1-dichloropropene	µg/L	1			-	-	-	-	-	-	-	-	-	-	-	-	-	-
	1,2,3-trichloropropane	µg/L	1			-	-	-	-	-	-	-	-	-	-	-	-	-	-
	1,2,4-trimethylbenzene	µg/L	1			-	-	-	-	-	-	-	-	-	-	-	-	-	-
	1,2-dibromo-3-chloropropane	µg/L	1			-	-	-	-	-	-	-	-	-	-	-	-	-	-
	1,2-dibromoethane	µg/L	1			-	-	-	-	-	-	-	-	-	-	-	-	-	-
	1,2-dichloroethane	µg/L	1	3[#1]	10[#2]	-	-	-	-	-	-	-	-	-	-	-	-	-	-
	1,2-dichloropropane	µg/L	1			-	-	-	-	-	-	-	-	-	-	-	-	-	-
	1,3,5-trimethylbenzene	µg/L	1			-	-	-	-	-	-	-	-	-	-	-	-	-	-
	1,3-dichloropropane	µg/L	1			-	-	-	-	-	-	-	-	-	-	-	-	-	-
	2,2-dichloropropane	µg/L	1			-	-	-	-	-	-	-	-	-	-	-	-	-	-
	2-chlorotoluene	µg/L	1			-	-	-	-	-	-	-	-	-	-	-	-	-	-
	4-chlorotoluene	µg/L	1			-	-	-	-	-	-	-	-	-	-	-	-	-	-
	Bromobenzene	µg/L	1			-	-	-	-	-	-	-	-	-	-	-	-	-	-
	Bromochloromethane	µg/L	1			-	-	-	-	-	-	-	-	-	-	-	-	-	-
	Bromodichloromethane	µg/L	1	25[#30]		-	-	-	-	-	-	-	-	-	-	-	-	-	-
	Bromoform	µg/L	1	25[#30]		-	-	-	-	-	-	-	-	-	-	-	-	-	-
	Bromomethane	µg/L	1			-	-	-	-	-	-	-	-	-	-	-	-	-	-
	Carbon disulfide	µg/L	1			-	-	-	-	-	-	-	-	-	-	-	-	-	-
	Carbon tetrachloride	µg/L	1	3[#1]	12[#2]	-	-	-	-	-	-	-	-	-	-	-	-	-	-

					Investigation Phase	LTM	LTM	LTM	LTM	LTM	LTM	LTM	LTM	LTM	GI	LTM	LTM	LTM	LTM
					Location_Code	WS16008	WS16008	WS16008	WS16008	WS16009	WS16009	WS16009	WS16009	WS16009	WS16009	WS16010	WS16010	WS16010	WS16010
					Sampled_Date	05/05/2020	13/10/2020	25/11/2020	04/06/2020	19/01/2021	05/05/2020	25/11/2020	13/10/2020	04/06/2020	03/04/2020	19/01/2021	06/05/2020	25/11/2020	21/10/2020
					Sample_Depth	1.50	1.07	1.10	2.00	0.31	1.90	1.16	1.55	2.00	2.50	0.80	2.00	1.34	1.50
				UK Drinking Water Standards (GAC)	UK Freshwater EQS (GAC)														
Chem_Group	**ChemName**	**output unit**	**EQL**																
	Chlorodibromomethane	µg/L	1	25[#30]		-	-	-	-	-	-	-	-	-	-	-	-	-	-
	Chloroethane	µg/L	1			-	-	-	-	-	-	-	-	-	-	-	-	-	-
	Chloroform	µg/L	1	25[#30]	2.5[#2]	-	-	-	-	-	-	-	-	-	-	-	-	-	-
	Chloromethane	µg/L	1			-	-	-	-	-	-	-	-	-	-	-	-	-	-
	cis-1,2-dichloroethene	µg/L	1	25[#31]		-	-	-	-	-	-	-	-	-	-	-	-	-	-
	Dibromomethane	µg/L	1			-	-	-	-	-	-	-	-	-	-	-	-	-	-
	Dichlorodifluoromethane	µg/L	1			-	-	-	-	-	-	-	-	-	-	-	-	-	-
	Dichloromethane	µg/L	3		20[#2]	-	-	-	-	-	-	-	-	-	-	-	-	-	-
	Isopropylbenzene	µg/L	1			-	-	-	-	-	-	-	-	-	-	-	-	-	-
	n-butylbenzene	µg/L	1			-	-	-	-	-	-	-	-	-	-	-	-	-	-
	n-propylbenzene	µg/L	1			-	-	-	-	-	-	-	-	-	-	-	-	-	-
	p-isopropyltoluene	µg/L	1			-	-	-	-	-	-	-	-	-	-	-	-	-	-
	sec-butylbenzene	µg/L	1			-	-	-	-	-	-	-	-	-	-	-	-	-	-
	Trichloroethene	µg/L	1	5[#32]	10[#2]	-	-	-	-	-	-	-	-	-	-	-	-	-	-
	tert-butylbenzene	µg/L	1			-	-	-	-	-	-	-	-	-	-	-	-	-	-
	Tetrachloroethene	µg/L	1	5[#32]	10[#2]	-	-	-	-	-	-	-	-	-	-	-	-	-	-
	trans-1,2-dichloroethene	µg/L	1	25[#31]		-	-	-	-	-	-	-	-	-	-	-	-	-	-
	Trichlorofluoromethane	µg/L	1			-	-	-	-	-	-	-	-	-	-	-	-	-	-
	Vinyl chloride	µg/L	1	0.5[#1]		-	-	-	-	-	-	-	-	-	-	-	-	-	-
	tert-Amyl methyl ether	µg/L	1			-	-	-	-	-	-	-	-	-	-	-	-	-	-
VOC/SVOC	1,2,3-trichlorobenzene	µg/L	0.01		0.13[#33]	-	-	-	-	-	-	-	-	-	-	-	-	-	-
	1,2,4-trichlorobenzene	µg/L	0.01		0.13[#33]	-	-	-	-	-	-	-	-	-	-	-	-	-	-
	1,2-dichlorobenzene	µg/L	1		6.7[#34]	-	-	-	-	-	-	-	-	-	-	-	-	-	-
	1,3,5-Trichlorobenzene	µg/L	0.01		0.13[#33]	-	-	-	-	-	-	-	-	-	-	-	-	-	-
	1,3-dichlorobenzene	µg/L	1		6.7[#34]	-	-	-	-	-	-	-	-	-	-	-	-	-	-
	1,4-dichlorobenzene	µg/L	1		6.7[#34]	-	-	-	-	-	-	-	-	-	-	-	-	-	-
	Chlorobenzene	µg/L	1	100[#35]		-	-	-	-	-	-	-	-	-	-	-	-	-	-
	Hexachlorobutadiene	µg/L	0.01		0.6(MAC)[#10]	-	-	-	-	-	-	-	-	-	-	-	-	-	-
SVOC	4-bromophenyl phenyl ether	µg/L	1			-	-	-	-	-	-	-	-	-	-	-	-	-	-
	4-nitroaniline	µg/L	1			-	-	-	-	-	-	-	-	-	-	-	-	-	-
	4-nitrophenol	µg/L	1			-	-	-	-	-	-	-	-	-	-	-	-	-	-
	2,4,5-trichlorophenol	µg/L	1			-	-	-	-	-	-	-	-	-	-	-	-	-	-
	2,4,6-trichlorophenol	µg/L	1			-	-	-	-	-	-	-	-	-	-	-	-	-	-
	2,4-dichlorophenol	µg/L	1		4.2[#2]	-	-	-	-	-	-	-	-	-	-	-	-	-	-
	2,4-dimethylphenol	µg/L	1			-	-	-	-	-	-	-	-	-	-	-	-	-	-
	2,4-dinitrotoluene	µg/L	1			-	-	-	-	-	-	-	-	-	-	-	-	-	-
	2,6-dinitrotoluene	µg/L	1			-	-	-	-	-	-	-	-	-	-	-	-	-	-
	2-chloronaphthalene	µg/L	1			-	-	-	-	-	-	-	-	-	-	-	-	-	-
	2-chlorophenol	µg/L	1		50[#3]	-	-	-	-	-	-	-	-	-	-	-	-	-	-
	2-methylnaphthalene	µg/L	1			-	-	-	-	-	-	-	-	-	-	-	-	-	-
	2-methylphenol	µg/L	1			-	-	-	-	-	-	-	-	-	-	-	-	-	-
	2-nitroaniline	µg/L	1			-	-	-	-	-	-	-	-	-	-	-	-	-	-
	2-nitrophenol	µg/L	1			-	-	-	-	-	-	-	-	-	-	-	-	-	-
	3-nitroaniline	µg/L	1			-	-	-	-	-	-	-	-	-	-	-	-	-	-
	4,6-Dinitro-2-methylphenol	µg/L				-	-	-	-	-	-	-	-	-	-	-	-	-	-
	4-chloro-3-methylphenol	µg/L	1		40[#3]	-	-	-	-	-	-	-	-	-	-	-	-	-	-
	4-chloroaniline	µg/L	1			-	-	-	-	-	-	-	-	-	-	-	-	-	-
	4-chlorophenyl phenyl ether	µg/L	1			-	-	-	-	-	-	-	-	-	-	-	-	-	-
	4-methylphenol	µg/L	1			-	-	-	-	-	-	-	-	-	-	-	-	-	-
	Azobenzene	µg/L	1			-	-	-	-	-	-	-	-	-	-	-	-	-	-
	Bis(2-chloroethoxy) methane	µg/L	1			-	-	-	-	-	-	-	-	-	-	-	-	-	-
	Bis(2-chloroethyl)ether	µg/L	1			-	-	-	-	-	-	-	-	-	-	-	-	-	-
	Bis(2-ethylhexyl) phthalate	µg/L	2		1.3[#2]	-	-	-	-	-	-	-	-	-	-	-	-	-	-
	Butyl benzyl phthalate	µg/L	1		7.5[#2]	-	-	-	-	-	-	-	-	-	-	-	-	-	-
	Carbazole	µg/L	1			-	-	-	-	-	-	-	-	-	-	-	-	-	-
	Dibenzofuran	µg/L	1			-	-	-	-	-	-	-	-	-	-	-	-	-	-
	Diethylphthalate	µg/L	1		200[#3]	-	-	-	-	-	-	-	-	-	-	-	-	-	-
	Dimethyl phthalate	µg/L	1		800[#3]	-	-	-	-	-	-	-	-	-	-	-	-	-	-
	Di-n-butyl phthalate	µg/L	1		8[#3]	-	-	-	-	-	-	-	-	-	-	-	-	-	-
	Di-n-octyl phthalate	µg/L	5		20[#3]	-	-	-	-	-	-	-	-	-	-	-	-	-	-
	Hexachlorobenzene	µg/L	0.01		0.05(MAC)[#10]	-	-	-	-	-	-	-	-	-	-	-	-	-	-
	Hexachlorocyclopentadiene	µg/L	1			-	-	-	-	-	-	-	-	-	-	-	-	-	-
	Hexachloroethane	µg/L	1			-	-	-	-	-	-	-	-	-	-	-	-	-	-
	Isophorone	µg/L	1			-	-	-	-	-	-	-	-	-	-	-	-	-	-
	Nitrobenzene	µg/L	1			-	-	-	-	-	-	-	-	-	-	-	-	-	-
	N-nitrosodi-n-propylamine	µg/L	1			-	-	-	-	-	-	-	-	-	-	-	-	-	-
	Pentachlorobenzene	µg/L	0.01		0.007[#2]	-	-	-	-	-	-	-	-	-	-	-	-	-	-
	Pentachloronitrobenzene	µg/L	0.01			-	-	-	-	-	-	-	-	-	-	-	-	-	-
	Pentachlorophenol	µg/L	1		0.4[#2]	-	-	-	-	-	-	-	-	-	-	-	-	-	-

					Investigation Phase	LTM	LTM	LTM	LTM	LTM	LTM	LTM	LTM	LTM	GI	LTM	LTM	LTM	LTM
					Location_Code	WS16008	WS16008	WS16008	WS16008	WS16009	WS16009	WS16009	WS16009	WS16009	WS16009	WS16010	WS16010	WS16010	WS16010
					Sampled_Date	05/05/2020	13/10/2020	25/11/2020	04/06/2020	19/01/2021	05/05/2020	25/11/2020	13/10/2020	04/06/2020	03/04/2020	19/01/2021	06/05/2020	25/11/2020	21/10/2020
					Sample_Depth	1.50	1.07	1.10	2.00	0.31	1.90	1.16	1.55	2.00	2.50	0.80	2.00	1.34	1.50
				UK Drinking Water Standards (GAC)	UK Freshwater EQS (GAC)														
Chem_Group	**ChemName**	**output unit**	**EQL**																
PCB	Heptachlorobiphenyl, 2,3,3,4,4,5,5- (PCB 189)	µg/L	0.015			-	-	-	-	-	-	-	-	-	-	-	-	-	-
	Hexachlorobiphenyl, 2,3,3,4,4,5- (PCB 156)	µg/L	0.015			-	-	-	-	-	-	-	-	-	-	-	-	-	-
	Hexachlorobiphenyl, 2,3,3,4,4,5- (PCB 157)	µg/L	0.015			-	-	-	-	-	-	-	-	-	-	-	-	-	-
	Hexachlorobiphenyl, 2,3,4,4,5,5- (PCB 167)	µg/L	0.015			-	-	-	-	-	-	-	-	-	-	-	-	-	-
	Hexachlorobiphenyl, 3,3,4,4,5,5- (PCB 169)	µg/L	0.015			-	-	-	-	-	-	-	-	-	-	-	-	-	-
	PCB 101	µg/L	0.015			-	-	-	-	-	-	-	-	-	-	-	-	-	-
	PCB 118	µg/L	0.015			-	-	-	-	-	-	-	-	-	-	-	-	-	-
	PCB 138	µg/L	0.015			-	-	-	-	-	-	-	-	-	-	-	-	-	-
	PCB 153	µg/L	0.015			-	-	-	-	-	-	-	-	-	-	-	-	-	-
	PCB 180	µg/L	0.015			-	-	-	-	-	-	-	-	-	-	-	-	-	-
	PCB 28	µg/L	0.015			-	-	-	-	-	-	-	-	-	-	-	-	-	-
	PCB 52	µg/L	0.015			-	-	-	-	-	-	-	-	-	-	-	-	-	-
	Pentachlorobiphenyl, 2,3,3,4,4- (PCB 105)	µg/L	0.015			-	-	-	-	-	-	-	-	-	-	-	-	-	-
	Pentachlorobiphenyl, 2,3,4,4,5- (PCB 114)	µg/L	0.015			-	-	-	-	-	-	-	-	-	-	-	-	-	-
	Pentachlorobiphenyl, 2,3,4,4,5- (PCB 123)	µg/L	0.015			-	-	-	-	-	-	-	-	-	-	-	-	-	-
	Pentachlorobiphenyl, 3,3,4,4,5- (PCB 126)	µg/L	0.015			-	-	-	-	-	-	-	-	-	-	-	-	-	-
	Tetrachlorobiphenyl, 3,3,4,4- (PCB 77)	µg/L	0.015			-	-	-	-	-	-	-	-	-	-	-	-	-	-
	Tetrachlorobiphenyl, 3,4,4,5- (PCB 81)	µg/L	0.015			-	-	-	-	-	-	-	-	-	-	-	-	-	-
	Total PCB 7 Congeners	µg/L	0.105			-	-	-	-	-	-	-	-	-	-	-	-	-	-
	Total PCB WHO 12	µg/L	0.18			-	-	-	-	-	-	-	-	-	-	-	-		-
Phenolics	Xylenols (Filtered)	µg/L	0.5			3.09	9.24	-	27.7	<5	4.37	-	<5	18.8	<5	7.25	<0.5	-	<5
	Cresol Total (Filtered)	µg/L	0.5			2.11	6.68	-	11.8	13.1	5.81	-	61.6	5.61	10.9	36	2.05	-	62.7
	Phenol	µg/L	1	5800[#28]	7.7[#2]	-	-	-	-	-	-	-	-	-	-	-	-	-	-
	Phenol (Filtered)	µg/L	0.5	5800[#28]	7.7[#2]	2.67	38.6	-	25.2	17.4	25.5	-	86.7	72.5	14.4	23.9	4.91	-	43.5
	Phenols Monohydric (Filtered)	µg/L	0.5			7.87	54.5	-	64.7	30.5	35.7	-	148	96.9	25.3	67.2	6.96	-	106
Organotins	Tributyltin	µg/L	0.001		0.0002[#2]	-	-	-	-	-	-	-	-	-	-	-	-	-	-
Pesticides	1-(3.4-Dichlorophenyl) urea (DCPU)	µg/l				-	-	-	-	-	-	-	-	-	-	-	-	-	-
	2-(4-Chlorophenoxy)propionic acid, 4-CPP	µg/l				-	-	-	-	-	-	-	-	-	-	-	-	-	-
	2-amino-N-(isopropyl)benzamide	µg/l				-	-	-	-	-	-	-	-	-	-	-	-	-	-
	2-Chloro-2.6-diethylacetanilide	µg/l				-	-	-	-	-	-	-	-	-	-	-	-	-	-
	Acibenzolar-S-methyl	µg/l				-	-	-	-	-	-	-	-	-	-	-	-	-	-
	Aminopyralid	µg/l				-	-	-	-	-	-	-	-	-	-	-	-	-	-
	Azoxystrobin	µg/L				-	-	-	-	-	-	-	-	-	-	-	-	-	-
	BAM	µg/l				-	-	-	-	-	-	-	-	-	-	-	-	-	-
	Benalaxyl	µg/l				-	-	-	-	-	-	-	-	-	-	-	-	-	-
	Bentazone methyl	µg/l				-	-	-	-	-	-	-	-	-	-	-	-	-	-
	Bifenox	µg/L				-	-	-	-	-	-	-	-	-	-	-	-	-	-
	Bitertanol	µg/l				-	-	-	-	-	-	-	-	-	-	-	-	-	-
	Boscalid	µg/l				-	-	-	-	-	-	-	-	-	-	-	-	-	-
	Cadusafos	µg/l				-	-	-	-	-	-	-	-	-	-	-	-	-	-
	Carfentrazone-ethyl	µg/L				-	-	-	-	-	-	-	-	-	-	-	-	-	-
	Chloridazon-desphenyl	µg/l				-	-	-	-	-	-	-	-	-	-	-	-	-	-
	Chloridazon-methyl desphenyl	µg/l				-	-	-	-	-	-	-	-	-	-	-	-	-	-
	Chlorotoluron-desmethyl	µg/l				-	-	-	-	-	-	-	-	-	-	-	-	-	-
	Chlorpropham	µg/L			10[#3]	-	-	-	-	-	-	-	-	-	-	-	-	-	-
	Clodinafop	µg/l				-	-	-	-	-	-	-	-	-	-	-	-	-	-
	Clomeprop	µg/l				-	-	-	-	-	-	-	-	-	-	-	-	-	-
	Crimidine	µg/l				-	-	-	-	-	-	-	-	-	-	-	-	-	-
	Cybutryne (Irgarol)	µg/l				-	-	-	-	-	-	-	-	-	-	-	-	-	-
	Cyprazine	µg/l				-	-	-	-	-	-	-	-	-	-	-	-	-	-
	Cyprodinil	µg/L				-	-	-	-	-	-	-	-	-	-	-	-	-	-
	Dichlofenthion	µg/l				-	-	-	-	-	-	-	-	-	-	-	-	-	-
	Dichlormid	µg/l				-	-	-	-	-	-	-	-	-	-	-	-	-	-
	Diethofencarb	µg/l				-	-	-	-	-	-	-	-	-	-	-	-	-	-
	Difenacoum	µg/l				-	-	-	-	-	-	-	-	-	-	-	-	-	-
	Dimefuron	µg/l				-	-	-	-	-	-	-	-	-	-	-	-	-	-
	Dimethachlo	µg/l				-	-	-	-	-	-	-	-	-	-	-	-	-	-
	Dimethenamid	µg/l				-	-	-	-	-	-	-	-	-	-	-	-	-	-
	Dimethomorph	µg/l				-	-	-	-	-	-	-	-	-	-	-	-	-	-
	Dinoterb	µg/l				-	-	-	-	-	-	-	-	-	-	-	-	-	-
	Diuron desmethyl (DCPMU)	µg/l				-	-	-	-	-	-	-	-	-	-	-	-	-	-
	Epoxiconazole	µg/l				-	-	-	-	-	-	-	-	-	-	-	-	-	-
	Etrimphos	µg/L	0.01			-	-	-	-	-	-	-	-	-	-	-	-	-	-
	Fenoxaprop	µg/l				-	-	-	-	-	-	-	-	-	-	-	-	-	-
	Fenpropidin	µg/l				-	-	-	-	-	-	-	-	-	-	-	-	-	-
	Fenuron	µg/l				-	-	-	-	-	-	-	-	-	-	-	-	-	-
	Fipronil	µg/L				-	-	-	-	-	-	-	-	-	-	-	-	-	-
	Florasulam	µg/l				-	-	-	-	-	-	-	-	-	-	-	-	-	-
	Fluazifop	µg/l				-	-	-	-	-	-	-	-	-	-	-	-	-	-

					Investigation Phase	LTM	LTM	LTM	LTM	LTM	LTM	LTM	LTM	LTM	GI	LTM	LTM	LTM	LTM
					Location_Code	WS16008	WS16008	WS16008	WS16008	WS16009	WS16009	WS16009	WS16009	WS16009	WS16009	WS16010	WS16010	WS16010	WS16010
					Sampled_Date	05/05/2020	13/10/2020	25/11/2020	04/06/2020	19/01/2021	05/05/2020	25/11/2020	13/10/2020	04/06/2020	03/04/2020	19/01/2021	06/05/2020	25/11/2020	21/10/2020
					Sample_Depth	1.50	1.07	1.10	2.00	0.31	1.90	1.16	1.55	2.00	2.50	0.80	2.00	1.34	1.50
				UK Drinking Water Standards (GAC)	UK Freshwater EQS (GAC)														
Chem_Group	**ChemName**	**output unit**	**EQL**																
	Fluazifop-P-butyl	µg/L				-	-	-	-	-	-	-	-	-	-	-	-	-	-
	Foramsulfuron	µg/l				-	-	-	-	-	-	-	-	-	-	-	-	-	-
	Furathiocarb	µg/l				-	-	-	-	-	-	-	-	-	-	-	-	-	-
	Haloxyfop	µg/l				-	-	-	-	-	-	-	-	-	-	-	-	-	-
	Haloxyfop-p-methyl	µg/l				-	-	-	-	-	-	-	-	-	-	-	-	-	-
	Heptachlor epoxide	µg/L	0.01	0.03[#1]		-	-	-	-	-	-	-	-	-	-	-	-	-	-
	Imazamox	µg/l				-	-	-	-	-	-	-	-	-	-	-	-	-	-
	Indoxacarb	µg/L				-	-	-	-	-	-	-	-	-	-	-	-	-	-
	Isoproturon-desmethyl	µg/l				-	-	-	-	-	-	-	-	-	-	-	-	-	-
	Isoproturon-monodesmethyl	µg/l				-	-	-	-	-	-	-	-	-	-	-	-	-	-
	Isopyrazam	µg/l				-	-	-	-	-	-	-	-	-	-	-	-	-	-
	Kresoxim-methyl	µg/l				-	-	-	-	-	-	-	-	-	-	-	-	-	-
	Malaoxon	µg/l				-	-	-	-	-	-	-	-	-	-	-	-	-	-
	Mandipropamid	µg/l				-	-	-	-	-	-	-	-	-	-	-	-	-	-
	Mecarbam	µg/l				-	-	-	-	-	-	-	-	-	-	-	-	-	-
	Mesotrione	µg/l				-	-	-	-	-	-	-	-	-	-	-	-	-	-
	Metconazole	µg/l				-	-	-	-	-	-	-	-	-	-	-	-	-	-
	Metribuzin-desamino	µg/l				-	-	-	-	-	-	-	-	-	-	-	-	-	-
	Naptalam	µg/l				-	-	-	-	-	-	-	-	-	-	-	-	-	-
	Nicosulfuron	µg/l				-	-	-	-	-	-	-	-	-	-	-	-	-	-
	Nuarimol	µg/l				-	-	-	-	-	-	-	-	-	-	-	-	-	-
	Oxadixyl	µg/l				-	-	-	-	-	-	-	-	-	-	-	-	-	-
	Paraoxon-ethyl	µg/l				-	-	-	-	-	-	-	-	-	-	-	-	-	-
	Parathion-ethyl	µg/l				-	-	-	-	-	-	-	-	-	-	-	-	-	-
	Penconazole	µg/l				-	-	-	-	-	-	-	-	-	-	-	-	-	-
	Pencycuron	µg/l				-	-	-	-	-	-	-	-	-	-	-	-	-	-
	Phosphamidon II (E)	µg/l	0.01			-	-	-	-	-	-	-	-	-	-	-	-	-	-
	Pretilachlor	µg/l				-	-	-	-	-	-	-	-	-	-	-	-	-	-
	Primisulfuron-methyl	µg/l				-	-	-	-	-	-	-	-	-	-	-	-	-	-
	Prodiamine	µg/l				-	-	-	-	-	-	-	-	-	-	-	-	-	-
	Propaquizafop	µg/l				-	-	-	-	-	-	-	-	-	-	-	-	-	-
	Propetamphos	µg/L	0.01		0.03[#3]	-	-	-	-	-	-	-	-	-	-	-	-	-	-
	Prosulfocarb	µg/l				-	-	-	-	-	-	-	-	-	-	-	-	-	-
	Prothioconazole	µg/l				-	-	-	-	-	-	-	-	-	-	-	-	-	-
	Pyribenzoxim	µg/l				-	-	-	-	-	-	-	-	-	-	-	-	-	-
	Quinmerac	µg/l				-	-	-	-	-	-	-	-	-	-	-	-	-	-
	Quizalofop	µg/l				-	-	-	-	-	-	-	-	-	-	-	-	-	-
	Rimsulfuron	µg/l				-	-	-	-	-	-	-	-	-	-	-	-	-	-
	Sebuthylazine	µg/l				-	-	-	-	-	-	-	-	-	-	-	-	-	-
	Simazine-2-hydroxy	µg/l				-	-	-	-	-	-	-	-	-	-	-	-	-	-
	Sodium Acifluorfen	µg/L				-	-	-	-	-	-	-	-	-	-	-	-	-	-
	Sulfosulfuron	µg/l				-	-	-	-	-	-	-	-	-	-	-	-	-	-
	Tecnazene	µg/L	0.01		1[#3]	-	-	-	-	-	-	-	-	-	-	-	-	-	-
	Teflubenzuron	µg/l				-	-	-	-	-	-	-	-	-	-	-	-	-	-
	Terbuthylazine-desethyl	µg/l				-	-	-	-	-	-	-	-	-	-	-	-	-	-
	Terbuthylazine-desethyl-2-hydroxy	µg/l				-	-	-	-	-	-	-	-	-	-	-	-	-	-
	Terbuthylazine-hydroxy	µg/l				-	-	-	-	-	-	-	-	-	-	-	-	-	-
	Thiabendazole	µg/L			5[#3]	-	-	-	-	-	-	-	-	-	-	-	-	-	-
	Thiamethoxam	µg/L				-	-	-	-	-	-	-	-	-	-	-	-	-	-
	Tribenuron-methyl	µg/L				-	-	-	-	-	-	-	-	-	-	-	-	-	-
	Trietazine	µg/L	0.01			-	-	-	-	-	-	-	-	-	-	-	-	-	-
	Trifloxysulfuron-sodium	µg/l				-	-	-	-	-	-	-	-	-	-	-	-	-	-
	Triflusulfuron-methyl	µg/l				-	-	-	-	-	-	-	-	-	-	-	-	-	-
	Triforine	µg/l				-	-	-	-	-	-	-	-	-	-	-	-	-	-
	Triticonazole	µg/l				-	-	-	-	-	-	-	-	-	-	-	-	-	-
	Desmetryn	mg/L				-	-	-	-	-	-	-	-	-	-	-	-	-	-
	Simetryn	mg/L				-	-	-	-	-	-	-	-	-	-	-	-	-	-
	Clothianidin	µg/L				-	-	-	-	-	-	-	-	-	-	-	-	-	-
	Cymoxanil	µg/L				-	-	-	-	-	-	-	-	-	-	-	-	-	-
	Fluazifop-butyl	µg/L				-	-	-	-	-	-	-	-	-	-	-	-	-	-
	Imazamethabenz-methyl	µg/L				-	-	-	-	-	-	-	-	-	-	-	-	-	-
	Mesosulfuron-methyl	µg/L				-	-	-	-	-	-	-	-	-	-	-	-	-	-
	Metamitron	µg/L				-	-	-	-	-	-	-	-	-	-	-	-	-	-
	Metobromuron	µg/L				-	-	-	-	-	-	-	-	-	-	-	-	-	-
	Monuron	µg/L				-	-	-	-	-	-	-	-	-	-	-	-	-	-
	Secbumeton	µg/L				-	-	-	-	-	-	-	-	-	-	-	-	-	-
	Spiroxamine	µg/L				-	-	-	-	-	-	-	-	-	-	-	-	-	-
	Clomazon	µg/L				-	-	-	-	-	-	-	-	-	-	-	-	-	-
	Metazachlor	µg/L	0.01			-	-	-	-	-	-	-	-	-	-	-	-	-	-

					Investigation Phase	LTM	LTM	LTM	LTM	LTM	LTM	LTM	LTM	LTM	GI	LTM	LTM	LTM	LTM
					Location_Code	WS16008	WS16008	WS16008	WS16008	WS16009	WS16009	WS16009	WS16009	WS16009	WS16009	WS16010	WS16010	WS16010	WS16010
					Sampled_Date	05/05/2020	13/10/2020	25/11/2020	04/06/2020	19/01/2021	05/05/2020	25/11/2020	13/10/2020	04/06/2020	03/04/2020	19/01/2021	06/05/2020	25/11/2020	21/10/2020
					Sample_Depth	1.50	1.07	1.10	2.00	0.31	1.90	1.16	1.55	2.00	2.50	0.80	2.00	1.34	1.50
				UK Drinking Water Standards (GAC)	UK Freshwater EQS (GAC)														
Chem_Group	**ChemName**	**output unit**	**EQL**																
	Methabenzthiazuran	µg/L				-	-	-	-	-	-	-	-	-	-	-	-	-	-
	Iprovalicarb	µg/L				-	-	-	-	-	-	-	-	-	-	-	-	-	-
	Chloroxuron	µg/L				-	-	-	-	-	-	-	-	-	-	-	-	-	-
	Neburon	µg/L				-	-	-	-	-	-	-	-	-	-	-	-	-	-
	Metribuzin	µg/L				-	-	-	-	-	-	-	-	-	-	-	-	-	-
	2,3,6-Trichlorobenzoic Acid (Tba)	µg/L				-	-	-	-	-	-	-	-	-	-	-	-	-	-
	2,4,5-Trichlorophenoxy Acetic Acid	µg/L				-	-	-	-	-	-	-	-	-	-	-	-	-	-
	2,4,5-TP (Silvex)	µg/L				-	-	-	-	-	-	-	-	-	-	-	-	-	-
	Pyrimethanil	µg/L				-	-	-	-	-	-	-	-	-	-	-	-	-	-
	Hedonal	µg/L			0.3[#2]	-	-	-	-	-	-	-	-	-	-	-	-	-	-
	2,4-DDT	µg/L	0.01		0.00625[#36]	-	-	-	-	-	-	-	-	-	-	-	-	-	-
	Propachlor	µg/L	0.01			-	-	-	-	-	-	-	-	-	-	-	-	-	-
	Propamocarb	µg/L				-	-	-	-	-	-	-	-	-	-	-	-	-	-
	2,4-Dichlorprop	µg/L				-	-	-	-	-	-	-	-	-	-	-	-	-	-
	3-Hydroxy Carbofuran	µg/L				-	-	-	-	-	-	-	-	-	-	-	-	-	-
	4-(2,4-Dichlorophenoxy)butyric Acid (2,4-DB)	µg/L				-	-	-	-	-	-	-	-	-	-	-	-	-	-
	4,4-DDE	µg/L	0.01		0.00625[#36]	-	-	-	-	-	-	-	-	-	-	-	-	-	-
	4-Bromo-3,5-dimethylphenyl-N-methylcarbamate	µg/L				-	-	-	-	-	-	-	-	-	-	-	-	-	-
	a-BHC	µg/L	0.01			-	-	-	-	-	-	-	-	-	-	-	-	-	-
	Acetochlor	µg/L				-	-	-	-	-	-	-	-	-	-	-	-	-	-
	Aldicarb	µg/L				-	-	-	-	-	-	-	-	-	-	-	-	-	-
	Aldicarb sulfone	µg/L				-	-	-	-	-	-	-	-	-	-	-	-	-	-
	Aldrin	µg/L	0.01	0.03[#1]	0.0025[#37]	-	-	-	-	-	-	-	-	-	-	-	-	-	-
	Ametryn	µg/L				-	-	-	-	-	-	-	-	-	-	-	-	-	-
	Amidosulfuron	µg/L				-	-	-	-	-	-	-	-	-	-	-	-	-	-
	Acetamiprid	µg/L				-	-	-	-	-	-	-	-	-	-	-	-	-	-
	Aclonifen	µg/L				-	-	-	-	-	-	-	-	-	-	-	-	-	-
	Actril (loxynil)	µg/L			10[#3]	-	-	-	-	-	-	-	-	-	-	-	-	-	-
	Atraton	µg/L				-	-	-	-	-	-	-	-	-	-	-	-	-	-
	Atrazine	µg/L	0.01		0.6[#2]	-	-	-	-	-	-	-	-	-	-	-	-	-	-
	Azinophos methyl	µg/L	0.02		0.01[#7]	-	-	-	-	-	-	-	-	-	-	-	-	-	-
	Baygon	µg/L				-	-	-	-	-	-	-	-	-	-	-	-	-	-
	b-BHC	µg/L	0.01			-	-	-	-	-	-	-	-	-	-	-	-	-	-
	Benazolin	µg/L				-	-	-	-	-	-	-	-	-	-	-	-	-	-
	Bendiocarb	µg/L				-	-	-	-	-	-	-	-	-	-	-	-	-	-
	Bentazone	µg/L			500[#3]	-	-	-	-	-	-	-	-	-	-	-	-	-	-
	Bidrin	µg/L				-	-	-	-	-	-	-	-	-	-	-	-	-	-
	Bromacil	µg/L				-	-	-	-	-	-	-	-	-	-	-	-	-	-
	Bromazil	µg/L				-	-	-	-	-	-	-	-	-	-	-	-	-	-
	Bromophos-ethyl	µg/L				-	-	-	-	-	-	-	-	-	-	-	-	-	-
	Bromoxynil	µg/L			100[#3]	-	-	-	-	-	-	-	-	-	-	-	-	-	-
	Carbaryl	µg/L				-	-	-	-	-	-	-	-	-	-	-	-	-	-
	Carbendazim	µg/L			0.15[#3]	-	-	-	-	-	-	-	-	-	-	-	-	-	-
	Carbetamide	µg/L				-	-	-	-	-	-	-	-	-	-	-	-	-	-
	Carbofuran	µg/L				-	-	-	-	-	-	-	-	-	-	-	-	-	-
	Carbophenothion	µg/L	0.01			-	-	-	-	-	-	-	-	-	-	-	-	-	-
	Carboxin	µg/L				-	-	-	-	-	-	-	-	-	-	-	-	-	-
	Chlorbromuron	µg/L				-	-	-	-	-	-	-	-	-	-	-	-	-	-
	Chlordane (cis)	µg/L	0.01			-	-	-	-	-	-	-	-	-	-	-	-	-	-
	Azinphos Ethyl	µg/L	0.02			-	-	-	-	-	-	-	-	-	-	-	-	-	-
	Chlordane (trans)	µg/L	0.01			-	-	-	-	-	-	-	-	-	-	-	-	-	-
	Chlorfenvinphos	µg/L	0.01		0.1[#2]	-	-	-	-	-	-	-	-	-	-	-	-	-	-
	Chloridazon	µg/L				-	-	-	-	-	-	-	-	-	-	-	-	-	-
	Chlorotoluron	µg/L			2[#3]	-	-	-	-	-	-	-	-	-	-	-	-	-	-
	Chlorpyrifos	µg/L	0.01			-	-	-	-	-	-	-	-	-	-	-	-	-	-
	Chlorpyrifos-methyl	µg/L	0.01			-	-	-	-	-	-	-	-	-	-	-	-	-	-
	Chlorsulfuron	µg/L				-	-	-	-	-	-	-	-	-	-	-	-	-	-
	Clopyralid	µg/L				-	-	-	-	-	-	-	-	-	-	-	-	-	-
	Coumaphos	µg/L	0.01		0.03[#3]	-	-	-	-	-	-	-	-	-	-	-	-	-	-
	Cyanazine	µg/L	0.01			-	-	-	-	-	-	-	-	-	-	-	-	-	-
	Cyproconazole	µg/L				-	-	-	-	-	-	-	-	-	-	-	-	-	-
	Cyromazine	µg/L				-	-	-	-	-	-	-	-	-	-	-	-	-	-
	d-BHC	µg/L	0.01			-	-	-	-	-	-	-	-	-	-	-	-	-	-
	DDD	µg/L	0.01		0.00625[#36]	-	-	-	-	-	-	-	-	-	-	-	-	-	-
	DDT	µg/L	0.01		0.01[#38]	-	-	-	-	-	-	-	-	-	-	-	-	-	-
	Deisopropylatrazine	µg/L				-	-	-	-	-	-	-	-	-	-	-	-	-	-
	Chlorothalonil	µg/L	0.01		0.035[#2]	-	-	-	-	-	-	-	-	-	-	-	-	-	-
	Deethylatrazine	µg/L				-	-	-	-	-	-	-	-	-	-	-	-	-	-
	Demeton-S-methyl	µg/L	0.01			-	-	-	-	-	-	-	-	-	-	-	-	-	-

					Investigation Phase	LTM	LTM	LTM	LTM	LTM	LTM	LTM	LTM	LTM	GI	LTM	LTM	LTM	LTM
					Location_Code	WS16008	WS16008	WS16008	WS16008	WS16009	WS16009	WS16009	WS16009	WS16009	WS16009	WS16010	WS16010	WS16010	WS16010
					Sampled_Date	05/05/2020	13/10/2020	25/11/2020	04/06/2020	19/01/2021	05/05/2020	25/11/2020	13/10/2020	04/06/2020	03/04/2020	19/01/2021	06/05/2020	25/11/2020	21/10/2020
					Sample_Depth	1.50	1.07	1.10	2.00	0.31	1.90	1.16	1.55	2.00	2.50	0.80	2.00	1.34	1.50
				UK Drinking Water Standards (GAC)	UK Freshwater EQS (GAC)														
Chem_Group	**ChemName**	**output unit**	**EQL**																
	Diazinon	µg/L	0.01		0.01[#2]	-	-	-	-	-	-	-	-	-	-	-	-	-	-
	Dicamba	µg/L				-	-	-	-	-	-	-	-	-	-	-	-	-	-
	Dichlobenil	µg/L	0.01			-	-	-	-	-	-	-	-	-	-	-	-	-	-
	Dichlorvos	µg/L	0.01		0.001[#3]	-	-	-	-	-	-	-	-	-	-	-	-	-	-
	Diclofop	µg/L				-	-	-	-	-	-	-	-	-	-	-	-	-	-
	Dieldrin	µg/L	0.01	0.03[#1]	0.0025[#37]	-	-	-	-	-	-	-	-	-	-	-	-	-	-
	Difenoconazole	µg/L				-	-	-	-	-	-	-	-	-	-	-	-	-	-
	Difenoxuron	µg/L				-	-	-	-	-	-	-	-	-	-	-	-	-	-
	Diflubenzuron	µg/L			0.001[#3]	-	-	-	-	-	-	-	-	-	-	-	-	-	-
	Diflufenican	µg/L				-	-	-	-	-	-	-	-	-	-	-	-	-	-
	Dimethoate	µg/L	0.01		0.48[#2]	-	-	-	-	-	-	-	-	-	-	-	-	-	-
	Dinoseb	µg/L				-	-	-	-	-	-	-	-	-	-	-	-	-	-
	Disulfoton	µg/L	0.01			-	-	-	-	-	-	-	-	-	-	-	-	-	-
	Diuron	µg/L			0.2[#2]	-	-	-	-	-	-	-	-	-	-	-	-	-	-
	Endosulfan I	µg/L	0.01			-	-	-	-	-	-	-	-	-	-	-	-	-	-
	Endosulfan II	µg/L	0.02			-	-	-	-	-	-	-	-	-	-	-	-	-	-
	Endosulfan sulphate	µg/L	0.04			-	-	-	-	-	-	-	-	-	-	-	-	-	-
	Endrin	µg/L	0.01		0.0025[#37]	-	-	-	-	-	-	-	-	-	-	-	-	-	-
	s-Ethyl dipropylthiocarbamate	µg/L				-	-	-	-	-	-	-	-	-	-	-	-	-	-
	Ethiofencarb	µg/L				-	-	-	-	-	-	-	-	-	-	-	-	-	-
	Ethion	µg/L	0.01			-	-	-	-	-	-	-	-	-	-	-	-	-	-
	Ethoprop	µg/L				-	-	-	-	-	-	-	-	-	-	-	-	-	-
	Ethofumesate	µg/L				-	-	-	-	-	-	-	-	-	-	-	-	-	-
	Etridiazole	µg/L	0.01			-	-	-	-	-	-	-	-	-	-	-	-	-	-
	Fenamiphos	µg/L				-	-	-	-	-	-	-	-	-	-	-	-	-	-
	Fenarimol	µg/L				-	-	-	-	-	-	-	-	-	-	-	-	-	-
	Fenitrothion	µg/L	0.01		0.01[#3]	-	-	-	-	-	-	-	-	-	-	-	-	-	-
	Fensulfothion	µg/L				-	-	-	-	-	-	-	-	-	-	-	-	-	-
	Fenhexamid	µg/L				-	-	-	-	-	-	-	-	-	-	-	-	-	-
	Fenoxycarb	µg/L				-	-	-	-	-	-	-	-	-	-	-	-	-	-
	Fenthion	µg/L	0.01			-	-	-	-	-	-	-	-	-	-	-	-	-	-
	Fenpropimorf	µg/L				-	-	-	-	-	-	-	-	-	-	-	-	-	-
	Fluroxypyr	µg/L				-	-	-	-	-	-	-	-	-	-	-	-	-	-
	Flutolanil	µg/L				-	-	-	-	-	-	-	-	-	-	-	-	-	-
	Fonofos	µg/L				-	-	-	-	-	-	-	-	-	-	-	-	-	-
	g-BHC (Lindane)	µg/L	0.01			-	-	-	-	-	-	-	-	-	-	-	-	-	-
	Haloxyfop-methyl	µg/L				-	-	-	-	-	-	-	-	-	-	-	-	-	-
	Thifensulfuron	µg/L				-	-	-	-	-	-	-	-	-	-	-	-	-	-
	Heptachlor	µg/L	0.01	0.03[#1]		-	-	-	-	-	-	-	-	-	-	-	-	-	-
	Hexaconazole	µg/L				-	-	-	-	-	-	-	-	-	-	-	-	-	-
	Hexazinone	µg/L				-	-	-	-	-	-	-	-	-	-	-	-	-	-
	Hydroxyatrazine	µg/L				-	-	-	-	-	-	-	-	-	-	-	-	-	-
	Iprodione	µg/L				-	-	-	-	-	-	-	-	-	-	-	-	-	-
	Isodrin	µg/L	0.01		0.0025[#37]	-	-	-	-	-	-	-	-	-	-	-	-	-	-
	Isoproturon	µg/L			0.3[#2]	-	-	-	-	-	-	-	-	-	-	-	-	-	-
	Linuron	µg/L			0.5[#2]	-	-	-	-	-	-	-	-	-	-	-	-	-	-
	Malathion	µg/L	0.01		0.01[#3]	-	-	-	-	-	-	-	-	-	-	-	-	-	-
	2-Methyl-4-chlorophenoxyacetic acid	µg/L				-	-	-	-	-	-	-	-	-	-	-	-	-	-
	2-Methyl-4-Chlorophenoxy Butanoic Acid	µg/L				-	-	-	-	-	-	-	-	-	-	-	-	-	-
	Mecoprop	µg/L			18[#2]	-	-	-	-	-	-	-	-	-	-	-	-	-	-
	Mefenpyr-diethyl	µg/L				-	-	-	-	-	-	-	-	-	-	-	-	-	-
	Metachlor	µg/L	0.01		0.3[#2]	-	-	-	-	-	-	-	-	-	-	-	-	-	-
	Metalaxyl	µg/L				-	-	-	-	-	-	-	-	-	-	-	-	-	-
	Methamidophos	µg/L				-	-	-	-	-	-	-	-	-	-	-	-	-	-
	Methidathion	µg/L				-	-	-	-	-	-	-	-	-	-	-	-	-	-
	Methiocarb	µg/L			0.01[#3]	-	-	-	-	-	-	-	-	-	-	-	-	-	-
	Methomyl	µg/L				-	-	-	-	-	-	-	-	-	-	-	-	-	-
	Methoxychlor	µg/L	0.01			-	-	-	-	-	-	-	-	-	-	-	-	-	-
	Methoxyfenozide	µg/L				-	-	-	-	-	-	-	-	-	-	-	-	-	-
	Methyl parathion	µg/L	0.01			-	-	-	-	-	-	-	-	-	-	-	-	-	-
	Metolachlor	µg/L				-	-	-	-	-	-	-	-	-	-	-	-	-	-
	Metoxuron	µg/L				-	-	-	-	-	-	-	-	-	-	-	-	-	-
	Metsulfuron Methyl	µg/L				-	-	-	-	-	-	-	-	-	-	-	-	-	-
	Mevinphos (Phosdrin)	µg/L	0.01		0.02(MAC)[#39]	-	-	-	-	-	-	-	-	-	-	-	-	-	-
	Molinate	µg/L				-	-	-	-	-	-	-	-	-	-	-	-	-	-
	Monlinuran	µg/L				-	-	-	-	-	-	-	-	-	-	-	-	-	-
	Monocrotophos	µg/L				-	-	-	-	-	-	-	-	-	-	-	-	-	-
	Napropamide	µg/L				-	-	-	-	-	-	-	-	-	-	-	-	-	-
	Flusilazole (NuStar)	µg/L				-	-	-	-	-	-	-	-	-	-	-	-	-	-

					Investigation Phase	LTM	LTM	LTM	LTM	LTM	LTM	LTM	LTM	LTM	GI	LTM	LTM	LTM	LTM
					Location_Code	WS16008	WS16008	WS16008	WS16008	WS16009	WS16009	WS16009	WS16009	WS16009	WS16009	WS16010	WS16010	WS16010	WS16010
					Sampled_Date	05/05/2020	13/10/2020	25/11/2020	04/06/2020	19/01/2021	05/05/2020	25/11/2020	13/10/2020	04/06/2020	03/04/2020	19/01/2021	06/05/2020	25/11/2020	21/10/2020
					Sample_Depth	1.50	1.07	1.10	2.00	0.31	1.90	1.16	1.55	2.00	2.50	0.80	2.00	1.34	1.50
				UK Drinking Water Standards (GAC)	UK Freshwater EQS (GAC)														
Chem_Group	**ChemName**	**output unit**	**EQL**																
	o,p-DDD	µg/L	0.01			-	-	-	-	-	-	-	-	-	-	-	-	-	-
	o,p'-DDE	µg/L	0.01			-	-	-	-	-	-	-	-	-	-	-	-	-	-
	o,p-Methoxychlor	µg/L	0.04			-	-	-	-	-	-	-	-	-	-	-	-	-	-
	Omethoate	µg/L	0.01		0.01[#3]	-	-	-	-	-	-	-	-	-	-	-	-	-	-
	Oxamyl	µg/L				-	-	-	-	-	-	-	-	-	-	-	-	-	-
	Paclobutrazol	µg/L				-	-	-	-	-	-	-	-	-	-	-	-	-	-
	Methyl Paraoxon	µg/L				-	-	-	-	-	-	-	-	-	-	-	-	-	-
	Parathion	µg/L	0.01			-	-	-	-	-	-	-	-	-	-	-	-	-	-
	Pendimethalin	µg/L	0.01		0.3[#2]	-	-	-	-	-	-	-	-	-	-	-	-	-	-
	Imidacloprid	µg/L				-	-	-	-	-	-	-	-	-	-	-	-	-	-
	Permethrin	µg/L	0.02		0.001[#3]	-	-	-	-	-	-	-	-	-	-	-	-	-	-
	Permethrin II	µg/L	0.02			-	-	-	-	-	-	-	-	-	-	-	-	-	-
	Phorate	µg/L	0.01			-	-	-	-	-	-	-	-	-	-	-	-	-	-
	Phosmet	µg/L				-	-	-	-	-	-	-	-	-	-	-	-	-	-
	Lenacil	µg/L				-	-	-	-	-	-	-	-	-	-	-	-	-	-
	Picloram	µg/L				-	-	-	-	-	-	-	-	-	-	-	-	-	-
	Picoxystrobin	µg/L				-	-	-	-	-	-	-	-	-	-	-	-	-	-
	Pirimicarb	µg/L			1[#3]	-	-	-	-	-	-	-	-	-	-	-	-	-	-
	Pirimiphos-methyl	µg/L	0.01		0.015[#3]	-	-	-	-	-	-	-	-	-	-	-	-	-	-
	Pirimphos-ethyl	µg/L				-	-	-	-	-	-	-	-	-	-	-	-	-	-
	Prochloraz	µg/L			4[#3]	-	-	-	-	-	-	-	-	-	-	-	-	-	-
	Profenofos	µg/L				-	-	-	-	-	-	-	-	-	-	-	-	-	-
	Promecarb	µg/L				-	-	-	-	-	-	-	-	-	-	-	-	-	-
	Prometon	µg/L				-	-	-	-	-	-	-	-	-	-	-	-	-	-
	Prometryn	µg/L	0.01			-	-	-	-	-	-	-	-	-	-	-	-	-	-
	Pronamide	µg/L	0.01		100[#3]	-	-	-	-	-	-	-	-	-	-	-	-	-	-
	Propanil	µg/L				-	-	-	-	-	-	-	-	-	-	-	-	-	-
	Propazine	µg/L	0.01			-	-	-	-	-	-	-	-	-	-	-	-	-	-
	Propham	µg/L				-	-	-	-	-	-	-	-	-	-	-	-	-	-
	Propiconazole	µg/L				-	-	-	-	-	-	-	-	-	-	-	-	-	-
	Propoxycarbazone-sodium	µg/L				-	-	-	-	-	-	-	-	-	-	-	-	-	-
	Pursuit	µg/L				-	-	-	-	-	-	-	-	-	-	-	-	-	-
	Pyriproxyfen	µg/L				-	-	-	-	-	-	-	-	-	-	-	-	-	-
	Quinclorac	µg/L				-	-	-	-	-	-	-	-	-	-	-	-	-	-
	Quinoxyfen	µg/L				-	-	-	-	-	-	-	-	-	-	-	-	-	-
	Savey	µg/L				-	-	-	-	-	-	-	-	-	-	-	-	-	-
	Sethoxydim	µg/L				-	-	-	-	-	-	-	-	-	-	-	-	-	-
	Simazine	µg/L	0.01		1[#2]	-	-	-	-	-	-	-	-	-	-	-	-	-	-
	Tebuthiuron	µg/L				-	-	-	-	-	-	-	-	-	-	-	-	-	-
	Terbutryn	µg/L	0.01			-	-	-	-	-	-	-	-	-	-	-	-	-	-
	Terbutylazine	µg/L				-	-	-	-	-	-	-	-	-	-	-	-	-	-
	Phosalone	µg/L	0.01			-	-	-	-	-	-	-	-	-	-	-	-	-	-
	Phosphamidon	µg/L	0.01			-	-	-	-	-	-	-	-	-	-	-	-	-	-
	Thiobencarb	µg/L				-	-	-	-	-	-	-	-	-	-	-	-	-	-
	Thiophanate-methyl	µg/L				-	-	-	-	-	-	-	-	-	-	-	-	-	-
	Triadimefon	µg/L	0.01			-	-	-	-	-	-	-	-	-	-	-	-	-	-
	Triadimenol	µg/L				-	-	-	-	-	-	-	-	-	-	-	-	-	-
	Triallate	µg/L	0.01		0.25[#3]	-	-	-	-	-	-	-	-	-	-	-	-	-	-
	Triasulfuron	µg/L				-	-	-	-	-	-	-	-	-	-	-	-	-	-
	Tributyl phosphate	µg/L	0.05		50[#3]	-	-	-	-	-	-	-	-	-	-	-	-		-
	Triclopyr	µg/L				-	-	-	-	-	-	-	-	-	-	-	-	-	-
	Triclosan	µg/L				-	-	-	-	-	-	-	-	-	-	-	-	-	-
	Trifluralin	µg/L	0.01		0.03[#2]	-	-	-	-	-	-	-	-	-	-	-	-	-	-
	Tebuconazole	µg/L				-	-	-	-	-	-	-	-	-	-	-	-	-	-
	Telodrin	µg/L	0.01			-	-	-	-	-	-	-	-	-	-	-	-	-	-
	Triazophos	µg/L	0.01		0.005[#3]	-	-	-	-	-	-	-	-	-	-	-	-	-	-
	Tricyclazole	µg/L				-	-	-	-	-	-	-	-	-	-	-	-	-	-
Surrogate	Surrogate Value	%				-	-	-	-	-	-	-	-	-	-	-	-	-	-
SVOC TIC	SVOC TICS - Detect	Detect				-	-	-	-	-	-	-	-	-	-	-	-	-	-
	SVOC Tentatively Identified Compounds	µg/L	10			-	-	-	-	-	-	-	-	-	-	-	-	-	-
VOC TIC	VOC TICs - Detect	Detect				-	-	-	-	-	-	-	-	-	-	-	-	-	-
	VOC Tentatively Identified Compounds	µg/l	10			-	-	-	-	-	-	-	-	-	-	-	-	-	-
Other	Biochemical Oxygen Demand (5-day test)	µg/L	1000			-	>720,000	-	-	-	-	-	774,000	-	-	-	-	-	>159,000
	Redox	mV				-	-	-	-	-	-	-	-	-	-	-	-	-	-
	Salinity (no units)	PSS-78				-	-	-	-	-	-	-	-	-	-	-	-	-	-
	Conductivity @ 20oC	µS/cm	5			1840	5560	4280	3620	4510	3640	3780	4310	3100	4490	2870	2570	5440	7680
	Total Dissolved Solids (Filtered)	mg/L	10			-	-	-	-	-	-	-	-	-	-	-	-	-	16,200
	Biological Oxygen Demand	mg/L	1			>43.2	-	-	>81.2	-	>43.6	-	-	>76.4	>49.5	-	>143	-	-
	Chemical Oxygen Demand	mg/L	7			1500	19,000	-	7030	-	5690	-	13,300	4810	7170	-	4810	-	25,300

					Investigation Phase	LTM	LTM	LTM	LTM	LTM	LTM	LTM	LTM	LTM	GI	LTM	LTM	LTM	LTM
					Location_Code	WS16008	WS16008	WS16008	WS16008	WS16009	WS16009	WS16009	WS16009	WS16009	WS16009	WS16010	WS16010	WS16010	WS16010
					Sampled_Date	05/05/2020	13/10/2020	25/11/2020	04/06/2020	19/01/2021	05/05/2020	25/11/2020	13/10/2020	04/06/2020	03/04/2020	19/01/2021	06/05/2020	25/11/2020	21/10/2020
					Sample_Depth	1.50	1.07	1.10	2.00	0.31	1.90	1.16	1.55	2.00	2.50	0.80	2.00	1.34	1.50
				UK Drinking Water Standards (GAC)	UK Freshwater EQS (GAC)														
Chem_Group	**ChemName**	**output unit**	**EQL**																
	Dissolved Organic Carbon (Filtered)	µg/L	3000			933,000	5,130,000	-	2,030,000	587,000	1,590,000	-	3,410,000	1,370,000	1,350,000	2,300,000	732,000	-	5,840,000
	pH (Lab)	pH_Units	1	6.5-9.5[#1]	6-9(MAC)[#39]	7.43	6.71	-	6.9	12.2	11.8	-	7.36	11.5	11.5	7.07	7.99	-	6.97

Environmental Standards Comments
#1:Water Supply (Water Quality) Regulations 2016.
#2:Water Framework Directive (Standards and Classification) Directions (England and Wales) 2015.
#3:Operational Targets and EQS. EA, April 2018
#4:Water Framework Directive (Standards & Classification) Directions (England & Wales) 2015. Dissolved fraction. Lowest criteria presented (<40mg/l of CaCO3). See 'further assessment' if criteria exceeded and hardness (CaCO3) data available.
#5:Water Framework Directive (Standards & Classification) Directions (England & Wales) 2015. Dissolved fraction.
#6:Water Framework Directive (Standards and Classification) Directions (England and Wales) 2015. Dissolved Fraction. If hexavalent chromium (CrVI) data is available, a value of 4.7µg/l may be appropriate for the remaining trivalent chromium (CrIII).
#7:Operational Targets and EQS. EA, April 2018. Dissolved fraction.
#8:Water Framework Directive (Standards & Classification) Directions (England & Wales) 2015. Dissolved & bioavailable (bio) fraction plus background. M-BAT tool to assess: http://wfduk.org/resources/rivers-lakes-metal-bioavailability-assessment-tool-m-bat
#9:Water Framework Directive (Standards & Classification) Directions (England & Wales) 2015. Bioavailable (bio) fraction. M-BAT tool to assess: http://wfduk.org/resources/rivers-lakes-metal-bioavailability-assessment-tool-m-bat
#10:Water Framework Directive (Standards and Classification) Directions (England and Wales) 2015. Dissolved Fraction. MAC adopted in absence of AA value.
#11:Guidelines for Drinking-water Quality, 4th Edition. WHO, 2011. Based on taste rather than a formal guideline.
#12:Water Framework Directive (Standards and Classification) Directions (England and Wales) 2015. Indicator of 'good' status (90%ile) - Ammonia standard for lakes and rivers (total ammonia as nitrogen).
#13:Operational Targets and EQS. EA, April 2018. Dissolved fraction. Lowest criteria presented (<50 mg/l CaCO3). See 'further assessment' values if criteria exceeded and hardness (CaCO3) data available.
#14:Water Supply (Water Quality) Regulations 2016. As NO3.
#15:Water Supply (Water Quality) Regulations 2016. As SO4.
#16:Water Supply (Water Quality) Regulations 2016. Value of 0.1µg/l for PAH split between four individual PAH. Requires summation of benzo(b)fluoranthene, benzo(k)fluoranthene, benzo(ghiperylene and indeno(123cd)pyrene to use 0.1µg/l value.
#17:Water Framework Directive (Standards and Classification) Directions (England and Wales) 2015. Benzo(a)pyrene can be considered as a marker for other PAH for comparison with the corresponding AA-EQS in water.
#18:No UK DWS for total petroleum hydrocarbons (TPH), or speciated TPH fractions. A value of 10 µg/l is adopted for sum TPH based on the rescinded Private Water Supply Regulations, 1991.
#19:No UK EQS for total petroleum hydrocarbons (TPH), or speciated TPH fractions. A value of 50 µg/l is adopted for sum TPH protection of surface water based on 50µg/l-1000µg/l (Surface Waters (Abstraction for Drinking Water) Regulations 1989).
#20:Guidelines for Drinking-water Quality, 4th Edition. WHO, 2011
#21:Proposed Environmental Quality Standard, in absence of legislative standard (Ayscough et al., 2002). https://assets.publishing.service.gov.uk/government/uploads/system/uploads/attachment_data/file/291223/sp2-115-tr4-e-e.pdf
#22:Guidelines for Drinking-water Quality, 4th Edition. WHO, 2011. Value of 500µg/l for sum xylenes split between isomers. Requires summation of m,p & o isomers to use 500µg/l value.
#23:Operational Targets and EQS. EA, April 2018. Value of 30µg/l for sum xylenes split between isomers. Requires summation of m,p & o isomers to use 30µg/l value.
#24:The taste and odour threshold of 15µg/l is commonly adopted as a guide.
#25:The taste and odour threshold of 15µg/l is commonly adopted as a guide. In situations where there is no risk to a drinking water supply or aquifer, a PNEC value of 2,600µg/l may be used.
#26:Water Framework Directive (Standards and Classification) Directions (England and Wales) 2015. Value of 140µg/l for tetrachloroethane split between 2 isomers. Requires summation of 2 isomers to use 140µg/l value.
#27:Guidelines for Drinking-water Quality, 4th Edition. WHO, 2011. In Scotland a value of 200µg/l is used (WAT-PS-10-01).
#28:US EPA Regional Screening Levels, May 2019. https://www.epa.gov/risk/regional-screening-levels-rsls-generic-tables
#29:Guidelines for Drinking-water Quality, 4th Edition. WHO, 2011. In Scotland a value of 7µg/l is used (WAT-PS-10-01).
#30:Water Supply (Water Quality) Regulations 2016. Value of 100µg/l for sum trihalomethanes split between individual compounds. Requires summation of chloroform, bromoform, chlorodibromomethane and bromodichloromethane to use 100µg/l value.
#31:Guidelines for Drinking-water Quality, 4th Edition. WHO, 2011. Value of 50µg/l for sum cis & trans-DCE split between isomers. Requires summation of cis & trans-DCE isomers to use 50µg/l value.
#32:Water Supply (Water Quality) Regulations 2016. Value of 10µg/l for sum of TCE & PCE split between individual compounds. Requires summation of TCE & PCE to use 10µg/l value.
#33:Water Framework Directive (Standards and Classification) Directions (England and Wales) 2015. Value of 0.4µg/l for sum isomers split between 3 isomers. Requires summation of isomers to use 0.4µg/l value.
#34:Water Framework Directive (Standards and Classification) Directions (England and Wales) 2015. Value of 20µg/l for sum isomers split between 3 isomers. Requires summation of isomers to use 20µg/l value.
#35:Position statement (WAT-PS-10-01), SEPA August 2014.
#36:Water Framework Directive (Standards and Classification) Directions (England and Wales) 2015. Value of 0.025µg/l for sum DDT isomers split between 4 isomers. Requires summation of 4 isomers to use 0.025µg/l value.
#37:Water Framework Directive (Standards and Classification) Directions (England and Wales) 2015. Value of 0.01µg/l for sum isomers split between 4 isomers. Requires summation of isomers to use 0.01µg/l value.
#38:Water Framework Directive (Standards and Classification) Directions (England and Wales) 2015. Relates to p,p-DDT (CAS 50-29-3)
#39:Operational Targets and EQS. EA, April 2018. Maximum Allowable Concentration (MAC) adopted in absence of Annual Average (AA) value.

Key

<2.5	Result MDL exceeds GAC
16.1	Result exceeds GAC
-	Determinand not tested for

Notes
Where a range is given the determinand has been analysed for by more than one method

					Investigation Phase	LTM	GI	LTM	GI	LTM	LTM	LTM	LTM	LTM	LTM	LTM	LTM	LTM	LTM
					Location_Code	WS16010	WS16010	WS17003	WS17003	WS17003	WS17003	WS17003	WS17003	WS17004	WS17004	WS17004	WS17004	WS17004	WS17004
					Sampled_Date	04/06/2020	16/04/2020	07/05/2020	01/04/2020	13/10/2020	19/01/2021	25/11/2020	04/06/2020	16/12/2020	06/05/2020	10/06/2020	10/06/2020	24/11/2020	13/08/2020
					Sample_Depth	2.00	2.00	1.50	1.28	1.52	1.64	1.75	2.00	0.86	4.00	4.50	4.50	1.84	2.68
				UK Drinking Water Standards (GAC)	UK Freshwater EQS (GAC)														
Chem_Group	**ChemName**	**output unit**	**EQL**																
Metals	Antimony	µg/L	4	5[#1]		-	-	-	-	-	<4	-	-	-	-	-	-	-	-
	Arsenic	µg/L	2	10[#1]	50[#2]	-	-	<2	-	<2	<2	-	2.99	28.2	2.67	25.2	26.5	-	48.5
	Arsenic (Filtered)	µg/L	0.5	10[#1]	50[#2]	5.73	7.67	1.54	1.19	1.24	1.04	-	2.44	9.61	1.71	17	14.8	-	43.2
	Boron	µg/L	20	1000[#1]	2000[#3]	-	-	117	-	136	94.6	-	110	149	319	177	173	-	358
	Boron (Filtered)	µg/L	10	1000[#1]	2000[#3]	-	26.5	-	98.7	-	-	-	-	-	-	-	-	-	-
	Cadmium	µg/L	0.5	5[#1]	0.08[#4]	-	-	2.22	-	2.52	1.79	-	1.58	<0.5	<0.5	<0.5	<0.5	-	<0.5
	Cadmium (Filtered)	µg/L	0.08	5[#1]	0.08[#4]	<0.08	<0.08	2.01	1.98	2.34	1.89	-	0.295	<0.8	<0.08	<0.08	<0.08	-	<0.08
	Chromium (hexavalent) (Filtered)	µg/L	3		3.4[#5]	-	364	<3	<3	<3	<3	-	<3	85.7	103	<15	<15	-	<3
	Chromium	µg/L	3	50[#1]	3.4[#6]	-	-	4.05	-	4.16	<3	-	4.18	3.28	4.74	9.28	9.28	-	<3
	Chromium (Filtered)	µg/L	1	50[#1]	3.4[#6]	<1	52.7	3.28	3.44	4.46	3.06	-	3.24	<10	<1	1.29	1.02	-	1.41
	Chromium (Trivalent) (Filtered)	µg/L	3		4.7[#5]	-	<30	3.28	3.42	4.46	3.06	-	3.24	-	<30	<3	<3	-	<3
	Cobalt (Filtered)	µg/L	0.5		3[#7]	3.55	1.05	78.3	73.4	74	53.4	-	127	<5	10.5	42.1	21.5	-	15.2
	Copper	µg/L	1	2000[#1]	1(bio)[#8]	-	-	7.47	-	8.66	5.6	-	7.36	10.4	5.24	8.56	8.85	-	2.73
	Copper (Filtered)	µg/L	0.3	2000[#1]	1(bio)[#8]	5.01	67.2	6.76	5.89	8.46	5.42	-	1.8	<3	0.845	0.897	0.489	-	<0.3
	Iron (Filtered)	µg/L	19	200[#1]	1000[#2]	157	67	1770	1120	542	680	1410	5530	<190	200	6320	5600	14,800	11,100
	Lead	µg/L	1	10[#1]	1.2(bio)[#8]	-	-	-	-	-	-	-	-	-	-	-	-	-	-
	Lead (Filtered)	µg/L	0.2	10[#1]	1.2(bio)[#8]	<0.2	<0.2	1.59	0.631	2.42	1.37	-	0.376	<2	<0.2	0.418	<0.2	-	<0.2
	Manganese	µg/L	1	50[#1]	123(bio)[#9]	-	-	1540	-	1400	900	-	2380	119	1120	2090	2180	-	1240
	Manganese (Filtered)	µg/L	3	50[#1]	123(bio)[#9]	234	<3	1300	1360	-	949	1870	2730	<30	955	2370	1750	1260	1370
	Mercury	µg/L	0.02	1[#1]	0.07(MAC)[#10]	-	-	<0.02	-	<0.02	<0.02	-	<0.02	<0.2	<0.02	<0.02	<0.02	-	<0.02
	Mercury (Filtered)	µg/L	0.01	1[#1]	0.07(MAC)[#10]	<0.01	<0.01	<0.01	<0.01	<0.01	<0.01	-	0.02	<0.1	<0.01	<0.01	<0.01	-	<0.01
	Molybdenum	µg/L	9	70[#11]		-	-	-	-	-	<9	-	-	-	-	-	-	-	-
	Nickel	µg/L	1	20[#1]	4(bio)[#8]	-	-	134	-	154	108	-	143	6.01	14.4	15.9	16.4	-	8.54
	Nickel (Filtered)	µg/L	0.4	20[#1]	4(bio)[#8]	12.7	22.7	123	126	160	116	-	137	5.75	10.2	12.1	7.91	-	7.56
	Selenium	µg/L	1	10[#1]		-	-	2.78	-	1.43	1.15	-	2.08	6.4	2.41	1.33	1.13	-	2.12
	Selenium (Filtered)	µg/L	1	10[#1]		-	9.02	-	1.81	-	-	-	-	-	-	-	-	-	-
	Strontium (Filtered)	µg/L	1			-	-	-	-	-	-	-	-	-	-	-	-	-	-
	Vanadium	µg/L	5		20[#12]	-	-	-	-	-	<5	-	-	-	-	-	-	-	-
	Zinc	µg/L	5	3000[#11]	10.9(bio)[#8]	-	-	268	-	285	188	-	245	<5	33.2	30.1	27.3	-	10.7
	Zinc (Filtered)	µg/L	1	3000[#11]	10.9(bio)[#8]	-	4.66	-	218	-	-	-	-	-	-	-	-	-	-
Inorganics	Total Hardness	mg/l	0.35			-	1440	569	592	551	461	526	602	1010	1830	1380	1460	1520	1370
	Alkalinity (Bicarbonate as CaCO3)	mg/L	2			-	420	2.5	6	3	<2	9.76	55.6	359	610	610	600	451	485
	Alkalinity (Bicarbonate) as HCO3	mg/L	2			-	403	3.05	7.32	-	-	-	67.8	-	744	744	732	-	592
	Alkalinity (total) as CaCO3	mg/L	2			-	-	-	-	-	<2	8	-	791	-	-	-	369	-
	Ammoniacal Nitrogen as N (Filtered)	mg/L	0.01		0.6[#12]	0.0418	0.26	1.43	1.11	0.732	-	-	1.79	1.35	0.123	0.128	0.0728	0.51	0.205
	Ammoniacal Nitrogen as NH3 (Filtered)	mg/L	0.01			-	-	-	-	-	0.466	1.09	-	-	-	-	-	-	-
	Bromide (Filtered)	mg/L	0.06			-	-	-	-	<0.3	-	-	-	-	-	-	-	-	-
	Calcium (Filtered)	mg/L	0.2			474	536	112	135	-	109	166	155	276	412	347	332	332	387
	Chloride (Filtered)	mg/L	2	250[#1]	250[#3]	-	119	27.6	27.2	32	28.2	32.7	28.6	81.6	111	109	105	67.3	73.3
	Cyanide (Free) (Filtered)	µg/L	2.5	50[#1]	1[#2]	<2.5	<2.5	<2.5	3.43	<2.5	<2.5	-	2.5	<2.5	<2.5	<2.5	<2.5	-	<2.5
	Cyanide Total (Filtered)	µg/L	5	50[#1]	1[#2]	<5	<5	<5	<5	<5	<5	-	<5	<5	<5	<5	<5	-	<5
	cyanides-complex (Filtered)	µg/L	5	50[#1]	1[#2]	<5	<5	<5	<5	<5	<5	-	<5	<5	<5	<5	<5	-	<5
	Fluoride (Filtered)	µg/L	500	1500[#1]	1000[#13]	-	1710	<500	595	1080	-	-	2690	-	752	806	703	-	680
	Iodide	mg/L				-	-	-	-	-	-	-	-	-	-	-	-	-	-
	Magnesium (Filtered)	mg/L	0.036			62.4	3.13	55.4	57	66.5	51.5	57.7	64.3	0.587	164	150	152	173	154
	Nitrate (as N) (Filtered)	mg/L	0.0677			-	0.125	-	24	-	-	-	-	-	-	-	-		-
	Nitrate (as NO3-) (Filtered)	mg/L	0.3	50(NO3)[#14]		-	0.555	33.6	106	108	111	56.9	12.7	18.5	<0.3	<0.3	<0.3	<0.3	<0.3
	Phosphorus	µg/L	20			-	-	<20	-	-	-	-	<20	-	115	169	162	-	148
	Phosphorus (Filtered)	µg/L	10			62.9	-	10.3	-	-	-	-	12.4	-	26.3	38.8	25.4	-	97.2
	Potassium (Filtered)	mg/L	0.2			12.1	16.2	2.45	2.58	2.67	2.08	2.98	3.14	53.8	16.9	12.7	11.8	10.3	10.5
	Sodium (Filtered)	mg/L	0.076	200[#1]		240	175	27.1	25.7	30.5	25.3	39.3	29.9	518	396	307	301	251	291
	Sulphate (Filtered)	mg/L	2	250(SO4)[#15]	400[#3]	-	1020	503	506	511	430	547	593	835	1570	1110	1120	1570	1350
	Orthophosphate as P (Filtered)	µg/L	20			-	520	-	<20	-	-	-	-	-	-	-	-	-	-
PAH	Naphthalene	µg/L	0.01		2[#2]	-	0.0183	0.0153	<0.01	<0.01	<0.02	-	0.0205	0.0539	0.0367	<0.01	0.0152	-	0.0558
	Acenaphthene	µg/L	0.005		No UK EQS	-	<0.005	<0.005	<0.005	<0.005	<0.01	-	<0.005	<0.01	<0.005	<0.005	<0.005	-	<0.01
	Acenaphthylene	µg/L	0.005		No UK EQS	-	<0.005	<0.005	<0.005	<0.005	<0.01	-	<0.005	<0.01	0.0109	<0.005	<0.005	-	<0.01
	Fluoranthene	µg/L	0.005		0.0063[#2]	-	<0.005	<0.005	<0.005	<0.005	<0.01	-	<0.005	<0.01	<0.005	<0.005	<0.005	-	<0.01
	Anthracene	µg/L	0.005		0.1[#2]	-	<0.005	<0.005	<0.005	<0.005	<0.01	-	<0.005	<0.01	0.0138	<0.005	<0.005	-	<0.01
	Phenanthrene	µg/L	0.005		No UK EQS	-	<0.005	<0.005	<0.005	<0.005	<0.01	-	<0.005	<0.01	<0.005	<0.005	<0.005	-	<0.01
	Fluorene	µg/L	0.005		No UK EQS	-	<0.005	<0.005	<0.005	<0.005	<0.01	-	<0.005	<0.01	<0.005	<0.005	<0.005	-	<0.01
	Chrysene	µg/L	0.005		No UK EQS	-	<0.005	<0.005	<0.005	<0.005	<0.01	-	<0.005	<0.01	<0.005	<0.005	<0.005	-	<0.01
	Pyrene	µg/L	0.005		No UK EQS	-	<0.005	<0.005	<0.005	<0.005	<0.01	-	<0.005	<0.01	<0.005	<0.005	<0.005	-	<0.01
	Benzo(a)anthracene	µg/L	0.005		No UK EQS	-	<0.005	<0.005	<0.005	<0.005	<0.01	-	<0.005	<0.01	<0.005	<0.005	<0.005	-	<0.01
	Benzo(b)fluoranthene	µg/L	0.005	0.025[#16]	See BaP[#17]	-	<0.005	<0.005	<0.005	<0.005	<0.01	-	<0.005	<0.01	<0.005	<0.005	<0.005	-	<0.01
	Benzo(k)fluoranthene	µg/L	0.005	0.025[#16]	See BaP[#17]	-	<0.005	<0.005	<0.005	<0.005	<0.01	-	<0.005	<0.01	<0.005	<0.005	<0.005	-	<0.01
	Benzo(a)pyrene	µg/L	0.002	0.01[#1]	0.00017[#17]	-	<0.002	<0.002	<0.002	<0.002	<0.004	-	<0.002	<0.004	<0.002	<0.002	<0.002	-	<0.004
	Dibenz(a,h)anthracene	µg/L	0.005		No UK EQS	-	<0.005	<0.005	<0.005	<0.005	<0.01	-	<0.005	<0.01	<0.005	<0.005	<0.005	-	<0.01
	Benzo(g,h,i)perylene	µg/L	0.005	0.025[#16]	See BaP[#17]	-	<0.005	<0.005	<0.005	<0.005	<0.01	-	<0.005	<0.01	<0.005	<0.005	<0.005	-	<0.01
	Indeno(1,2,3-c,d)pyrene	µg/L	0.005	0.025[#16]	See BaP[#17]	-	<0.005	<0.005	<0.005	<0.005	<0.01	-	<0.005	<0.01	<0.005	<0.005	<0.005	-	<0.01
	PAH 16 Total	µg/L	0.082			-	<0.082	<0.082	<0.082	<0.082	<0.164	-	<0.082	<0.164	<0.082	<0.082	<0.082	-	<0.164

						Investigation Phase	LTM	GI	LTM	GI	LTM	LTM	LTM	LTM	LTM	LTM	LTM	LTM	LTM	LTM	LTM
						Location_Code	WS16010	WS16010	WS17003	WS17003	WS17003	WS17003	WS17003	WS17003	WS17004	WS17004	WS17004	WS17004	WS17004	WS17004	WS17004
						Sampled_Date	04/06/2020	16/04/2020	07/05/2020	01/04/2020	13/10/2020	19/01/2021	25/11/2020	04/06/2020	16/12/2020	06/05/2020	10/06/2020	10/06/2020	24/11/2020	13/08/2020	
						Sample_Depth	2.00	2.00	1.50	1.28	1.52	1.64	1.75	2.00	0.86	4.00	4.50	4.50	1.84	2.68	
				UK Drinking Water Standards (GAC)	UK Freshwater EQS (GAC)																
Chem_Group	**ChemName**	**output unit**	**EQL**																		
TPH CWG	>C5-C6 Aliphatics	µg/L	10	See TPH	See TPH	-	95	<10	<10	<10	<10	-	<10	-	103	31	30	-	<10		
	>C6-C8 Aliphatics	µg/L	10	See TPH	See TPH	-	1400	<10	<10	<10	<10	-	<10	-	660	552	532	-	62		
	>C8-C10 Aliphatics	µg/L	10	See TPH	See TPH	-	990	<10	<10	<10	<10	-	<10	-	497	642	615	-	57		
	>C10-C12 Aliphatics	µg/L	10	See TPH	See TPH	-	158	<10	<10	<10	<10	-	<10	-	119	106	99	-	16		
	>C12-C16 Aliphatics	µg/L	10	See TPH	See TPH	-	<10	<10	<10	<10	<20	-	<10	-	<10	<10	<10	-	<20		
	>C16-C21 Aliphatics	µg/L	10	See TPH	See TPH	-	<10	<10	<10	<10	<20	-	<10	-	<10	<10	<10	-	<20		
	>C21-C35 Aliphatics	µg/L	10	See TPH	See TPH	-	<10	<10	<10	<10	<20	-	<10	-	<10	<10	<10	-	<20		
	>C16-C35 Aliphatics	µg/L	10			-	<10	<10	<10	<10	<20	-	<10	-	<10	<10	<10	-	<20		
	Total Aliphatics >C12-C35	µg/L	10			-	<10	<10	<10	<10	<20	-	<10	-	<10	<10	<10	-	<20		
	>EC5-EC7 Aromatics	µg/L	10	See TPH	See TPH						<10	-		-		-	-	-	-		
	>EC6-EC7 Aromatics	µg/L	10			-	<10	<10	<10	<10	-	-	<10	-	<10	<10	<10	-	<10		
	>EC7-EC8 Aromatics	µg/L	10	See TPH	See TPH	-	<10	<10	<10	<10	<10	-	<10	-	<10	<10	<10	-	<10		
	>EC8-EC10 Aromatics	µg/L	10	See TPH	See TPH	-	1170	<10	<10	<10	<10	-	<10	-	735	428	410	-	40		
	>EC10-EC12 Aromatics	µg/L	10	See TPH	See TPH	-	105	<10	<10	<10	<10	-	<10	-	79	71	66	-	11		
	>EC12-EC16 Aromatics	µg/L	10	See TPH	See TPH	-	14	<10	<10	<10	<20	-	<10	-	<10	21	13	-	<20		
	>EC16-EC21 Aromatics	µg/L	10	See TPH	See TPH	-	<10	<10	<10	<10	<20	-	<10	-	<10	10	<10	-	<20		
	>EC21-EC35 Aromatics	µg/L	10	See TPH	See TPH	-	<10	<10	<10	<10	<20	-	10	-	<10	24	<10	-	<20		
	Total Aromatics >EC12-EC35	µg/L	10			-	14	<10	<10	<10	<20	-	10	-	<10	55	13	-	<20		
	TPH >C5-C35 Aliphatics/Aromatics	µg/L	10	|10[#18]	|50[#19]	-	3930	<10	21	<10	<10	-	10	-	2190	1890	1770	-	194		
TPH	>C8-C10	µg/L	10								-	-		2190		-	-	-	-		
	GRO >C7-8	µg/L	10								-	-		774		-	-	-	-		
	EPH/TPH >C10-12	µg/L	200								-	-		685		-	-	-	-		
	EPH/TPH >C12-16	µg/L	200								-	-		704		-	-	-	-		
	EPH/TPH >C16-21	µg/L	200								-	-		246		-	-	-	-		
	EPH/TPH >C35-40	µg/L	200								-	-		<200		-	-	-	-		
	EPH >C10-40	µg/L	200								-	-		1760		-	-	-	-		
	EPH/TPH >C21-28	µg/L	200								-	-		<200		-	-	-	-		
	EPH/TPH >C28-35	µg/L	200								-	-		<200		-	-	-	-		
	Total EPH C6-40	µg/L	100								-	-		4820		-	-	-	-		
	GRO >C5-12	µg/L	50			-	3920	<50	<50	<50	<50	-	<50	3370	2190	1830	1750	-	193		
	GRO>C10-12	µg/L	10								-	-		283		-	-	-	-		
	GRO >C5-6	µg/L	10								-	-		24		-	-	-	-		
	GRO >C6-7	µg/L	10								-	-		100		-	-	-	-		
BTEX and MTBE	Benzene	µg/L	1	1[#1]	10[#2]	-	<7	<7	<7	<7	<7	-	<7	<7	<7	<7	<7	-	<7		
	Toluene	µg/L	1	700[#20]	74[#2]	-	<4	<4	<4	<4	<4	-	<4	<4	<4	<4	<4	-	<4		
	Ethylbenzene	µg/L	1	300[#20]	20[#21]	-	501	<5	<5	<5	<5	-	<5	<5	387	<5	<5	-	<5		
	Xylene (m & p)	µg/L	1	250[#22]	15[#23]	-	<8	<8	<8	<8	<8	-	<8	<8	<8	<8	<8	-	<8		
	Xylene (o)	µg/L	1	250[#22]	15[#23]	-	5	<3	<3	<3	<3	-	<3	<3	17	<3	<3	-	<3		
	Xylene Total	µg/L	2	500[#20]	30[#3]	-	<11	<11	<11	<11	<11	-	<11	<11	17	<11	<11	-	<11		
	MTBE	µg/L	1	15[#24]	15[#25]	-	<3	<3	<3	<3	<3	-	<3	<3	<3	<3	<3	-	<3		
	Total BTEX	µg/L	28			-	501	<28	<28	<28	<28	-	<28	<28	404	<28	<28	-	<28		
VOC	Styrene	µg/L	1		50[#3]	-	-	-	-	-	-	-	-	-	-	-	-	-	-		
	cis-1,3-dichloropropene	µg/L	1			-	-	-	-	-	-	-	-	-	-	-	-	-	-		
	trans-1,3-dichloropropene	µg/L	1			-	-	-	-	-	-	-	-	-	-	-	-	-	-		
	1,1,1,2-tetrachloroethane	µg/L	1		70[#26]	-	-	-	-	-	-	-	-	-	-	-	-	-	-		
	1,1,1-trichloroethane	µg/L	1	2000[#27]	100[#3]	-	-	-	-	-	-	-	-	-	-	-	-	-	-		
	1,1,2,2-tetrachloroethane	µg/L	1		70[#26]	-	-	-	-	-	-	-	-	-	-	-	-	-	-		
	1,1,2-trichloroethane	µg/L	1		400[#3]	-	-	-	-	-	-	-	-	-	-	-	-	-	-		
	1,1-dichloroethane	µg/L	1	2.8[#28]		-	-	-	-	-	-	-	-	-	-	-	-	-	-		
	1,1-dichloroethene	µg/L	1	140[#29]		-	-	-	-	-	-	-	-	-	-	-	-	-	-		
	1,1-dichloropropene	µg/L	1			-	-	-	-	-	-	-	-	-	-	-	-	-	-		
	1,2,3-trichloropropane	µg/L	1			-	-	-	-	-	-	-	-	-	-	-	-	-	-		
	1,2,4-trimethylbenzene	µg/L	1			-	-	-	-	-	-	-	-	-	-	-	-	-	-		
	1,2-dibromo-3-chloropropane	µg/L	1			-	-	-	-	-	-	-	-	-	-	-	-	-	-		
	1,2-dibromoethane	µg/L	1			-	-	-	-	-	-	-	-	-	-	-	-	-	-		
	1,2-dichloroethane	µg/L	1	3[#1]	10[#2]	-	-	-	-	-	-	-	-	-	-	-	-	-	-		
	1,2-dichloropropane	µg/L	1			-	-	-	-	-	-	-	-	-	-	-	-	-	-		
	1,3,5-trimethylbenzene	µg/L	1			-	-	-	-	-	-	-	-	-	-	-	-	-	-		
	1,3-dichloropropane	µg/L	1			-	-	-	-	-	-	-	-	-	-	-	-	-	-		
	2,2-dichloropropane	µg/L	1			-	-	-	-	-	-	-	-	-	-	-	-	-	-		
	2-chlorotoluene	µg/L	1			-	-	-	-	-	-	-	-	-	-	-	-	-	-		
	4-chlorotoluene	µg/L	1			-	-	-	-	-	-	-	-	-	-	-	-	-	-		
	Bromobenzene	µg/L	1			-	-	-	-	-	-	-	-	-	-	-	-	-	-		
	Bromochloromethane	µg/L	1			-	-	-	-	-	-	-	-	-	-	-	-	-	-		
	Bromodichloromethane	µg/L	1	25[#30]		-	-	-	-	-	-	-	-	-	-	-	-	-	-		
	Bromoform	µg/L	1	25[#30]		-	-	-	-	-	-	-	-	-	-	-	-	-	-		
	Bromomethane	µg/L	1			-	-	-	-	-	-	-	-	-	-	-	-	-	-		
	Carbon disulfide	µg/L	1			-	-	-	-	-	-	-	-	-	-	-	-	-	-		
	Carbon tetrachloride	µg/L	1	3[#1]	12[#2]	-	-	-	-	-	-	-	-	-	-	-	-	-	-		

					Investigation Phase	LTM	GI	LTM	GI	LTM	LTM	LTM	LTM	LTM	LTM	LTM	LTM	LTM	LTM	LTM
					Location_Code	WS16010	WS16010	WS17003	WS17003	WS17003	WS17003	WS17003	WS17003	WS17004	WS17004	WS17004	WS17004	WS17004	WS17004	WS17004
					Sampled_Date	04/06/2020	16/04/2020	07/05/2020	01/04/2020	13/10/2020	19/01/2021	25/11/2020	04/06/2020	16/12/2020	06/05/2020	10/06/2020	10/06/2020	24/11/2020	13/08/2020	
					Sample_Depth	2.00	2.00	1.50	1.28	1.52	1.64	1.75	2.00	0.86	4.00	4.50	4.50	1.84	2.68	
				UK Drinking Water Standards (GAC)	UK Freshwater EQS (GAC)															
Chem_Group	**ChemName**	**output unit**	**EQL**																	
	Chlorodibromomethane	µg/L	1	25[#30]		-	-	-	-	-	-	-	-	-	-	-	-	-	-	
	Chloroethane	µg/L	1			-	-	-	-	-	-	-	-	-	-	-	-	-	-	
	Chloroform	µg/L	1	25[#30]	2.5[#2]	-	-	-	-	-	-	-	-	-	-	-	-	-	-	
	Chloromethane	µg/L	1			-	-	-	-	-	-	-	-	-	-	-	-	-	-	
	cis-1,2-dichloroethene	µg/L	1	25[#31]		-	-	-	-	-	-	-	-	-	-	-	-	-	-	
	Dibromomethane	µg/L	1			-	-	-	-	-	-	-	-	-	-	-	-	-	-	
	Dichlorodifluoromethane	µg/L	1			-	-	-	-	-	-	-	-	-	-	-	-	-	-	
	Dichloromethane	µg/L	3		20[#2]	-	-	-	-	-	-	-	-	-	-	-	-	-	-	
	Isopropylbenzene	µg/L	1			-	-	-	-	-	-	-	-	-	-	-	-	-	-	
	n-butylbenzene	µg/L	1			-	-	-	-	-	-	-	-	-	-	-	-	-	-	
	n-propylbenzene	µg/L	1			-	-	-	-	-	-	-	-	-	-	-	-	-	-	
	p-isopropyltoluene	µg/L	1			-	-	-	-	-	-	-	-	-	-	-	-	-	-	
	sec-butylbenzene	µg/L	1			-	-	-	-	-	-	-	-	-	-	-	-	-	-	
	Trichloroethene	µg/L	1	5[#32]	10[#2]	-	-	-	-	-	-	-	-	-	-	-	-	-	-	
	tert-butylbenzene	µg/L	1			-	-	-	-	-	-	-	-	-	-	-	-	-	-	
	Tetrachloroethene	µg/L	1	5[#32]	10[#2]	-	-	-	-	-	-	-	-	-	-	-	-	-	-	
	trans-1,2-dichloroethene	µg/L	1	25[#31]		-	-	-	-	-	-	-	-	-	-	-	-	-	-	
	Trichlorofluoromethane	µg/L	1			-	-	-	-	-	-	-	-	-	-	-	-	-	-	
	Vinyl chloride	µg/L	1	0.5[#1]		-	-	-	-	-	-	-	-	-	-	-	-	-	-	
	tert-Amyl methyl ether	µg/L	1			-	-	-	-	-	-	-	-	-	-	-	-	-	-	
VOC/SVOC	1,2,3-trichlorobenzene	µg/L	0.01		0.13[#33]	-	-	-	-	-	-	-	-	-	-	-	-	-	-	
	1,2,4-trichlorobenzene	µg/L	0.01		0.13[#33]	-	-	-	-	-	-	-	-	-	-	-	-	-	-	
	1,2-dichlorobenzene	µg/L	1		6.7[#34]	-	-	-	-	-	-	-	-	-	-	-	-	-	-	
	1,3,5-Trichlorobenzene	µg/L	0.01		0.13[#33]	-	-	-	-	-	-	-	-	-	-	-	-	-	-	
	1,3-dichlorobenzene	µg/L	1		6.7[#34]	-	-	-	-	-	-	-	-	-	-	-	-	-	-	
	1,4-dichlorobenzene	µg/L	1		6.7[#34]	-	-	-	-	-	-	-	-	-	-	-	-	-	-	
	Chlorobenzene	µg/L	1	100[#35]		-	-	-	-	-	-	-	-	-	-	-	-	-	-	
	Hexachlorobutadiene	µg/L	0.01		0.6(MAC)[#10]	-	-	-	-	-	-	-	-	-	-	-	-	-	-	
SVOC	4-bromophenyl phenyl ether	µg/L	1			-	-	-	-	-	-	-	-	-	-	-	-	-	-	
	4-nitroaniline	µg/L	1			-	-	-	-	-	-	-	-	-	-	-	-	-	-	
	4-nitrophenol	µg/L	1			-	-	-	-	-	-	-	-	-	-	-	-	-	-	
	2,4,5-trichlorophenol	µg/L	1			-	-	-	-	-	-	-	-	-	-	-	-	-	-	
	2,4,6-trichlorophenol	µg/L	1			-	-	-	-	-	-	-	-	-	-	-	-	-	-	
	2,4-dichlorophenol	µg/L	1		4.2[#2]	-	-	-	-	-	-	-	-	-	-	-	-	-	-	
	2,4-dimethylphenol	µg/L	1			-	-	-	-	-	-	-	-	-	-	-	-	-	-	
	2,4-dinitrotoluene	µg/L	1			-	-	-	-	-	-	-	-	-	-	-	-	-	-	
	2,6-dinitrotoluene	µg/L	1			-	-	-	-	-	-	-	-	-	-	-	-	-	-	
	2-chloronaphthalene	µg/L	1			-	-	-	-	-	-	-	-	-	-	-	-	-	-	
	2-chlorophenol	µg/L	1		50[#3]	-	-	-	-	-	-	-	-	-	-	-	-	-	-	
	2-methylnaphthalene	µg/L	1			-	-	-	-	-	-	-	-	-	-	-	-	-	-	
	2-methylphenol	µg/L	1			-	-	-	-	-	-	-	-	-	-	-	-	-	-	
	2-nitroaniline	µg/L	1			-	-	-	-	-	-	-	-	-	-	-	-	-	-	
	2-nitrophenol	µg/L	1			-	-	-	-	-	-	-	-	-	-	-	-	-	-	
	3-nitroaniline	µg/L	1			-	-	-	-	-	-	-	-	-	-	-	-	-	-	
	4,6-Dinitro-2-methylphenol	µg/L				-	-	-	-	-	-	-	-	-	-	-	-	-	-	
	4-chloro-3-methylphenol	µg/L	1		40[#3]	-	-	-	-	-	-	-	-	-	-	-	-	-	-	
	4-chloroaniline	µg/L	1			-	-	-	-	-	-	-	-	-	-	-	-	-	-	
	4-chlorophenyl phenyl ether	µg/L	1			-	-	-	-	-	-	-	-	-	-	-	-	-	-	
	4-methylphenol	µg/L	1			-	-	-	-	-	-	-	-	-	-	-	-	-	-	
	Azobenzene	µg/L	1			-	-	-	-	-	-	-	-	-	-	-	-	-	-	
	Bis(2-chloroethoxy) methane	µg/L	1			-	-	-	-	-	-	-	-	-	-	-	-	-	-	
	Bis(2-chloroethyl)ether	µg/L	1			-	-	-	-	-	-	-	-	-	-	-	-	-	-	
	Bis(2-ethylhexyl) phthalate	µg/L	2		1.3[#2]	-	-	-	-	-	-	-	-	-	-	-	-	-	-	
	Butyl benzyl phthalate	µg/L	1		7.5[#2]	-	-	-	-	-	-	-	-	-	-	-	-	-	-	
	Carbazole	µg/L	1			-	-	-	-	-	-	-	-	-	-	-	-	-	-	
	Dibenzofuran	µg/L	1			-	-	-	-	-	-	-	-	-	-	-	-	-	-	
	Diethylphthalate	µg/L	1		200[#3]	-	-	-	-	-	-	-	-	-	-	-	-	-	-	
	Dimethyl phthalate	µg/L	1		800[#3]	-	-	-	-	-	-	-	-	-	-	-	-	-	-	
	Di-n-butyl phthalate	µg/L	1		8[#3]	-	-	-	-	-	-	-	-	-	-	-	-	-	-	
	Di-n-octyl phthalate	µg/L	5		20[#3]	-	-	-	-	-	-	-	-	-	-	-	-	-	-	
	Hexachlorobenzene	µg/L	0.01		0.05(MAC)[#10]	-	-	-	-	-	-	-	-	-	-	-	-	-	-	
	Hexachlorocyclopentadiene	µg/L	1			-	-	-	-	-	-	-	-	-	-	-	-	-	-	
	Hexachloroethane	µg/L	1			-	-	-	-	-	-	-	-	-	-	-	-	-	-	
	Isophorone	µg/L	1			-	-	-	-	-	-	-	-	-	-	-	-	-	-	
	Nitrobenzene	µg/L	1			-	-	-	-	-	-	-	-	-	-	-	-	-	-	
	N-nitrosodi-n-propylamine	µg/L	1			-	-	-	-	-	-	-	-	-	-	-	-	-	-	
	Pentachlorobenzene	µg/L	0.01		0.007[#2]	-	-	-	-	-	-	-	-	-	-	-	-	-	-	
	Pentachloronitrobenzene	µg/L	0.01			-	-	-	-	-	-	-	-	-	-	-	-	-	-	
	Pentachlorophenol	µg/L	1		0.4[#2]	-	-	-	-	-	-	-	-	-	-	-	-	-	-	

						Investigation Phase	LTM	GI	LTM	GI	LTM	LTM	LTM	LTM	LTM	LTM	LTM	LTM	LTM	LTM
						Location_Code	WS16010	WS16010	WS17003	WS17003	WS17003	WS17003	WS17003	WS17003	WS17004	WS17004	WS17004	WS17004	WS17004	WS17004
						Sampled_Date	04/06/2020	16/04/2020	07/05/2020	01/04/2020	13/10/2020	19/01/2021	25/11/2020	04/06/2020	16/12/2020	06/05/2020	10/06/2020	10/06/2020	24/11/2020	13/08/2020
						Sample_Depth	2.00	2.00	1.50	1.28	1.52	1.64	1.75	2.00	0.86	4.00	4.50	4.50	1.84	2.68
				UK Drinking Water Standards (GAC)	UK Freshwater EQS (GAC)															
Chem_Group	**ChemName**	**output unit**	**EQL**																	
PCB	Heptachlorobiphenyl, 2,3,3,4,4,5,5- (PCB 189)	µg/L	0.015			-	-	-	-	-	-	-	-	-	-	-	-	-	-	-
	Hexachlorobiphenyl, 2,3,3,4,4,5- (PCB 156)	µg/L	0.015			-	-	-	-	-	-	-	-	-	-	-	-	-	-	-
	Hexachlorobiphenyl, 2,3,3,4,4,5- (PCB 157)	µg/L	0.015			-	-	-	-	-	-	-	-	-	-	-	-	-	-	-
	Hexachlorobiphenyl, 2,3,4,4,5,5- (PCB 167)	µg/L	0.015			-	-	-	-	-	-	-	-	-	-	-	-	-	-	-
	Hexachlorobiphenyl, 3,3,4,4,5,5- (PCB 169)	µg/L	0.015			-	-	-	-	-	-	-	-	-	-	-	-	-	-	-
	PCB 101	µg/L	0.015			-	-	-	-	-	-	-	-	-	-	-	-	-	-	-
	PCB 118	µg/L	0.015			-	-	-	-	-	-	-	-	-	-	-	-	-	-	-
	PCB 138	µg/L	0.015			-	-	-	-	-	-	-	-	-	-	-	-	-	-	-
	PCB 153	µg/L	0.015			-	-	-	-	-	-	-	-	-	-	-	-	-	-	-
	PCB 180	µg/L	0.015			-	-	-	-	-	-	-	-	-	-	-	-	-	-	-
	PCB 28	µg/L	0.015			-	-	-	-	-	-	-	-	-	-	-	-	-	-	-
	PCB 52	µg/L	0.015			-	-	-	-	-	-	-	-	-	-	-	-	-	-	-
	Pentachlorobiphenyl, 2,3,3,4,4- (PCB 105)	µg/L	0.015			-	-	-	-	-	-	-	-	-	-	-	-	-	-	-
	Pentachlorobiphenyl, 2,3,4,4,5- (PCB 114)	µg/L	0.015			-	-	-	-	-	-	-	-	-	-	-	-	-	-	-
	Pentachlorobiphenyl, 2,3,4,4,5- (PCB 123)	µg/L	0.015			-	-	-	-	-	-	-	-	-	-	-	-	-	-	-
	Pentachlorobiphenyl, 3,3,4,4,5- (PCB 126)	µg/L	0.015			-	-	-	-	-	-	-	-	-	-	-	-	-	-	-
	Tetrachlorobiphenyl, 3,3,4,4- (PCB 77)	µg/L	0.015			-	-	-	-	-	-	-	-	-	-	-	-	-	-	-
	Tetrachlorobiphenyl, 3,4,4,5- (PCB 81)	µg/L	0.015			-	-	-	-	-	-	-	-	-	-	-	-	-	-	-
	Total PCB 7 Congeners	µg/L	0.105			-	-	-	-	-	-	-	-	-	-	-	-	-	-	-
	Total PCB WHO 12	µg/L	0.18			-	-	-	-	-			-		-	-	-		-	-
Phenolics	Xylenols (Filtered)	µg/L	0.5			26.3	2.79	<0.5	<0.5	<0.5	<0.5	-	0.5	<2.5	<0.5	<5	<5	-	0.71	
	Cresol Total (Filtered)	µg/L	0.5			7.44	<2.5	<0.5	<0.5	<0.5	<0.5	-	0.83	11.2	4.96	102	103	-	5.52	
	Phenol	µg/L	1	5800[#28]	7.7[#2]	-	-	-	-	-	-	-	-	-	-	-	-	-	-	
	Phenol (Filtered)	µg/L	0.5	5800[#28]	7.7[#2]	11.4	2.8	<0.5	<0.5	<0.5	<0.5	-	1.14	3.43	6.71	11.6	10.9	-	3.53	
	Phenols Monohydric (Filtered)	µg/L	0.5			45.1	5.59	<0.5	<0.5	<0.5	<0.5	-	2.47	14.6	11.7	114	114	-	9.76	
Organotins	Tributyltin	µg/L	0.001		0.0002[#2]	-	-	-	-	-	-	-	-	-	-	-	-	-	-	
Pesticides	1-(3.4-Dichlorophenyl) urea (DCPU)	µg/l				-	-	-	-	-	-	-	-	-	-	-	-	-	-	
	2-(4-Chlorophenoxy)propionic acid, 4-CPP	µg/l				-	-	-	-	-	-	-	-	-	-	-	-	-	-	
	2-amino-N-(isopropyl)benzamide	µg/l				-	-	-	-	-	-	-	-	-	-	-	-	-	-	
	2-Chloro-2.6-diethylacetanilide	µg/l				-	-	-	-	-	-	-	-	-	-	-	-	-	-	
	Acibenzolar-S-methyl	µg/l				-	-	-	-	-	-	-	-	-	-	-	-	-	-	
	Aminopyralid	µg/l				-	-	-	-	-	-	-	-	-	-	-	-	-	-	
	Azoxystrobin	µg/L				-	-	-	-	-	-	-	-	-	-	-	-	-	-	
	BAM	µg/l				-	-	-	-	-	-	-	-	-	-	-	-	-	-	
	Benalaxyl	µg/l				-	-	-	-	-	-	-	-	-	-	-	-	-	-	
	Bentazone methyl	µg/l				-	-	-	-	-	-	-	-	-	-	-	-	-	-	
	Bifenox	µg/L				-	-	-	-	-	-	-	-	-	-	-	-	-	-	
	Bitertanol	µg/l				-	-	-	-	-	-	-	-	-	-	-	-	-	-	
	Boscalid	µg/l				-	-	-	-	-	-	-	-	-	-	-	-	-	-	
	Cadusafos	µg/l				-	-	-	-	-	-	-	-	-	-	-	-	-	-	
	Carfentrazone-ethyl	µg/L				-	-	-	-	-	-	-	-	-	-	-	-	-	-	
	Chloridazon-desphenyl	µg/l				-	-	-	-	-	-	-	-	-	-	-	-	-	-	
	Chloridazon-methyl desphenyl	µg/l				-	-	-	-	-	-	-	-	-	-	-	-	-	-	
	Chlorotoluron-desmethyl	µg/l				-	-	-	-	-	-	-	-	-	-	-	-	-	-	
	Chlorpropham	µg/L			10[#3]	-	-	-	-	-	-	-	-	-	-	-	-	-	-	
	Clodinafop	µg/l				-	-	-	-	-	-	-	-	-	-	-	-	-	-	
	Clomeprop	µg/l				-	-	-	-	-	-	-	-	-	-	-	-	-	-	
	Crimidine	µg/l				-	-	-	-	-	-	-	-	-	-	-	-	-	-	
	Cybutryne (Irgarol)	µg/l				-	-	-	-	-	-	-	-	-	-	-	-	-	-	
	Cyprazine	µg/l				-	-	-	-	-	-	-	-	-	-	-	-	-	-	
	Cyprodinil	µg/L				-	-	-	-	-	-	-	-	-	-	-	-	-	-	
	Dichlofenthion	µg/l				-	-	-	-	-	-	-	-	-	-	-	-	-	-	
	Dichlormid	µg/l				-	-	-	-	-	-	-	-	-	-	-	-	-	-	
	Diethofencarb	µg/l				-	-	-	-	-	-	-	-	-	-	-	-	-	-	
	Difenacoum	µg/l				-	-	-	-	-	-	-	-	-	-	-	-	-	-	
	Dimefuron	µg/l				-	-	-	-	-	-	-	-	-	-	-	-	-	-	
	Dimethachlo	µg/l				-	-	-	-	-	-	-	-	-	-	-	-	-	-	
	Dimethenamid	µg/l				-	-	-	-	-	-	-	-	-	-	-	-	-	-	
	Dimethomorph	µg/l				-	-	-	-	-	-	-	-	-	-	-	-	-	-	
	Dinoterb	µg/l				-	-	-	-	-	-	-	-	-	-	-	-	-	-	
	Diuron desmethyl (DCPMU)	µg/l				-	-	-	-	-	-	-	-	-	-	-	-	-	-	
	Epoxiconazole	µg/l				-	-	-	-	-	-	-	-	-	-	-	-	-	-	
	Etrimphos	µg/L	0.01			-	-	-	-	-	-	-	-	-	-	-	-	-	-	
	Fenoxaprop	µg/l				-	-	-	-	-	-	-	-	-	-	-	-	-	-	
	Fenpropidin	µg/l				-	-	-	-	-	-	-	-	-	-	-	-	-	-	
	Fenuron	µg/l				-	-	-	-	-	-	-	-	-	-	-	-	-	-	
	Fipronil	µg/L				-	-	-	-	-	-	-	-	-	-	-	-	-	-	
	Florasulam	µg/l				-	-	-	-	-	-	-	-	-	-	-	-	-	-	
	Fluazifop	µg/l				-	-	-	-	-	-	-	-	-	-	-	-	-	-	

					Investigation Phase	LTM	GI	LTM	GI	LTM	LTM	LTM	LTM	LTM	LTM	LTM	LTM	LTM	LTM	LTM
					Location_Code	WS16010	WS16010	WS17003	WS17003	WS17003	WS17003	WS17003	WS17003	WS17004	WS17004	WS17004	WS17004	WS17004	WS17004	WS17004
					Sampled_Date	04/06/2020	16/04/2020	07/05/2020	01/04/2020	13/10/2020	19/01/2021	25/11/2020	04/06/2020	16/12/2020	06/05/2020	10/06/2020	10/06/2020	24/11/2020	13/08/2020	
					Sample_Depth	2.00	2.00	1.50	1.28	1.52	1.64	1.75	2.00	0.86	4.00	4.50	4.50	1.84	2.68	
				UK Drinking Water Standards (GAC)	UK Freshwater EQS (GAC)															
Chem_Group	**ChemName**	**output unit**	**EQL**																	
	Fluazifop-P-butyl	µg/L				-	-	-	-	-	-	-	-	-	-	-	-	-	-	
	Foramsulfuron	µg/l				-	-	-	-	-	-	-	-	-	-	-	-	-	-	
	Furathiocarb	µg/l				-	-	-	-	-	-	-	-	-	-	-	-	-	-	
	Haloxyfop	µg/l				-	-	-	-	-	-	-	-	-	-	-	-	-	-	
	Haloxyfop-p-methyl	µg/l				-	-	-	-	-	-	-	-	-	-	-	-	-	-	
	Heptachlor epoxide	µg/L	0.01	0.03[#1]		-	-	-	-	-	-	-	-	-	-	-	-	-	-	
	Imazamox	µg/l				-	-	-	-	-	-	-	-	-	-	-	-	-	-	
	Indoxacarb	µg/L				-	-	-	-	-	-	-	-	-	-	-	-	-	-	
	Isoproturon-desmethyl	µg/l				-	-	-	-	-	-	-	-	-	-	-	-	-	-	
	Isoproturon-monodesmethyl	µg/l				-	-	-	-	-	-	-	-	-	-	-	-	-	-	
	Isopyrazam	µg/l				-	-	-	-	-	-	-	-	-	-	-	-	-	-	
	Kresoxim-methyl	µg/l				-	-	-	-	-	-	-	-	-	-	-	-	-	-	
	Malaoxon	µg/l				-	-	-	-	-	-	-	-	-	-	-	-	-	-	
	Mandipropamid	µg/l				-	-	-	-	-	-	-	-	-	-	-	-	-	-	
	Mecarbam	µg/l				-	-	-	-	-	-	-	-	-	-	-	-	-	-	
	Mesotrione	µg/l				-	-	-	-	-	-	-	-	-	-	-	-	-	-	
	Metconazole	µg/l				-	-	-	-	-	-	-	-	-	-	-	-	-	-	
	Metribuzin-desamino	µg/l				-	-	-	-	-	-	-	-	-	-	-	-	-	-	
	Naptalam	µg/l				-	-	-	-	-	-	-	-	-	-	-	-	-	-	
	Nicosulfuron	µg/l				-	-	-	-	-	-	-	-	-	-	-	-	-	-	
	Nuarimol	µg/l				-	-	-	-	-	-	-	-	-	-	-	-	-	-	
	Oxadixyl	µg/l				-	-	-	-	-	-	-	-	-	-	-	-	-	-	
	Paraoxon-ethyl	µg/l				-	-	-	-	-	-	-	-	-	-	-	-	-	-	
	Parathion-ethyl	µg/l				-	-	-	-	-	-	-	-	-	-	-	-	-	-	
	Penconazole	µg/l				-	-	-	-	-	-	-	-	-	-	-	-	-	-	
	Pencycuron	µg/l				-	-	-	-	-	-	-	-	-	-	-	-	-	-	
	Phosphamidon II (E)	µg/l	0.01			-	-	-	-	-	-	-	-	-	-	-	-	-	-	
	Pretilachlor	µg/l				-	-	-	-	-	-	-	-	-	-	-	-	-	-	
	Primisulfuron-methyl	µg/l				-	-	-	-	-	-	-	-	-	-	-	-	-	-	
	Prodiamine	µg/l				-	-	-	-	-	-	-	-	-	-	-	-	-	-	
	Propaquizafop	µg/l				-	-	-	-	-	-	-	-	-	-	-	-	-	-	
	Propetamphos	µg/L	0.01		0.03[#3]	-	-	-	-	-	-	-	-	-	-	-	-	-	-	
	Prosulfocarb	µg/l				-	-	-	-	-	-	-	-	-	-	-	-	-	-	
	Prothioconazole	µg/l				-	-	-	-	-	-	-	-	-	-	-	-	-	-	
	Pyribenzoxim	µg/l				-	-	-	-	-	-	-	-	-	-	-	-	-	-	
	Quinmerac	µg/l				-	-	-	-	-	-	-	-	-	-	-	-	-	-	
	Quizalofop	µg/l				-	-	-	-	-	-	-	-	-	-	-	-	-	-	
	Rimsulfuron	µg/l				-	-	-	-	-	-	-	-	-	-	-	-	-	-	
	Sebuthylazine	µg/l				-	-	-	-	-	-	-	-	-	-	-	-	-	-	
	Simazine-2-hydroxy	µg/l				-	-	-	-	-	-	-	-	-	-	-	-	-	-	
	Sodium Acifluorfen	µg/L				-	-	-	-	-	-	-	-	-	-	-	-	-	-	
	Sulfosulfuron	µg/l				-	-	-	-	-	-	-	-	-	-	-	-	-	-	
	Tecnazene	µg/L	0.01		1[#3]	-	-	-	-	-	-	-	-	-	-	-	-	-	-	
	Teflubenzuron	µg/l				-	-	-	-	-	-	-	-	-	-	-	-	-	-	
	Terbuthylazine-desethyl	µg/l				-	-	-	-	-	-	-	-	-	-	-	-	-	-	
	Terbuthylazine-desethyl-2-hydroxy	µg/l				-	-	-	-	-	-	-	-	-	-	-	-	-	-	
	Terbuthylazine-hydroxy	µg/l				-	-	-	-	-	-	-	-	-	-	-	-	-	-	
	Thiabendazole	µg/L			5[#3]	-	-	-	-	-	-	-	-	-	-	-	-	-	-	
	Thiamethoxam	µg/L				-	-	-	-	-	-	-	-	-	-	-	-	-	-	
	Tribenuron-methyl	µg/L				-	-	-	-	-	-	-	-	-	-	-	-	-	-	
	Trietazine	µg/L	0.01			-	-	-	-	-	-	-	-	-	-	-	-	-	-	
	Trifloxysulfuron-sodium	µg/l				-	-	-	-	-	-	-	-	-	-	-	-	-	-	
	Triflusulfuron-methyl	µg/l				-	-	-	-	-	-	-	-	-	-	-	-	-	-	
	Triforine	µg/l				-	-	-	-	-	-	-	-	-	-	-	-	-	-	
	Triticonazole	µg/l				-	-	-	-	-	-	-	-	-	-	-	-	-	-	
	Desmetryn	mg/L				-	-	-	-	-	-	-	-	-	-	-	-	-	-	
	Simetryn	mg/L				-	-	-	-	-	-	-	-	-	-	-	-	-	-	
	Clothianidin	µg/L				-	-	-	-	-	-	-	-	-	-	-	-	-	-	
	Cymoxanil	µg/L				-	-	-	-	-	-	-	-	-	-	-	-	-	-	
	Fluazifop-butyl	µg/L				-	-	-	-	-	-	-	-	-	-	-	-	-	-	
	Imazamethabenz-methyl	µg/L				-	-	-	-	-	-	-	-	-	-	-	-	-	-	
	Mesosulfuron-methyl	µg/L				-	-	-	-	-	-	-	-	-	-	-	-	-	-	
	Metamitron	µg/L				-	-	-	-	-	-	-	-	-	-	-	-	-	-	
	Metobromuron	µg/L				-	-	-	-	-	-	-	-	-	-	-	-	-	-	
	Monuron	µg/L				-	-	-	-	-	-	-	-	-	-	-	-	-	-	
	Secbumeton	µg/L				-	-	-	-	-	-	-	-	-	-	-	-	-	-	
	Spiroxamine	µg/L				-	-	-	-	-	-	-	-	-	-	-	-	-	-	
	Clomazon	µg/L				-	-	-	-	-	-	-	-	-	-	-	-	-	-	
	Metazachlor	µg/L	0.01			-	-	-	-	-	-	-	-	-	-	-	-	-	-	

					Investigation Phase	LTM	GI	LTM	GI	LTM	LTM	LTM	LTM	LTM	LTM	LTM	LTM	LTM	LTM	LTM
					Location_Code	WS16010	WS16010	WS17003	WS17003	WS17003	WS17003	WS17003	WS17003	WS17004	WS17004	WS17004	WS17004	WS17004	WS17004	WS17004
					Sampled_Date	04/06/2020	16/04/2020	07/05/2020	01/04/2020	13/10/2020	19/01/2021	25/11/2020	04/06/2020	16/12/2020	06/05/2020	10/06/2020	10/06/2020	24/11/2020	13/08/2020	
					Sample_Depth	2.00	2.00	1.50	1.28	1.52	1.64	1.75	2.00	0.86	4.00	4.50	4.50	1.84	2.68	
				UK Drinking Water Standards (GAC)	UK Freshwater EQS (GAC)															
Chem_Group	**ChemName**	**output unit**	**EQL**																	
	Methabenzthiazuran	µg/L				-	-	-	-	-	-	-	-	-	-	-	-	-	-	-
	Iprovalicarb	µg/L				-	-	-	-	-	-	-	-	-	-	-	-	-	-	-
	Chloroxuron	µg/L				-	-	-	-	-	-	-	-	-	-	-	-	-	-	-
	Neburon	µg/L				-	-	-	-	-	-	-	-	-	-	-	-	-	-	-
	Metribuzin	µg/L				-	-	-	-	-	-	-	-	-	-	-	-	-	-	-
	2,3,6-Trichlorobenzoic Acid (Tba)	µg/L				-	-	-	-	-	-	-	-	-	-	-	-	-	-	-
	2,4,5-Trichlorophenoxy Acetic Acid	µg/L				-	-	-	-	-	-	-	-	-	-	-	-	-	-	-
	2,4,5-TP (Silvex)	µg/L				-	-	-	-	-	-	-	-	-	-	-	-	-	-	-
	Pyrimethanil	µg/L				-	-	-	-	-	-	-	-	-	-	-	-	-	-	-
	Hedonal	µg/L			0.3[#2]	-	-	-	-	-	-	-	-	-	-	-	-	-	-	-
	2,4-DDT	µg/L	0.01		0.00625[#36]	-	-	-	-	-	-	-	-	-	-	-	-	-	-	-
	Propachlor	µg/L	0.01			-	-	-	-	-	-	-	-	-	-	-	-	-	-	-
	Propamocarb	µg/L				-	-	-	-	-	-	-	-	-	-	-	-	-	-	-
	2,4-Dichlorprop	µg/L				-	-	-	-	-	-	-	-	-	-	-	-	-	-	-
	3-Hydroxy Carbofuran	µg/L				-	-	-	-	-	-	-	-	-	-	-	-	-	-	-
	4-(2,4-Dichlorophenoxy)butyric Acid (2,4-DB)	µg/L				-	-	-	-	-	-	-	-	-	-	-	-	-	-	-
	4,4-DDE	µg/L	0.01		0.00625[#36]	-	-	-	-	-	-	-	-	-	-	-	-	-	-	-
	4-Bromo-3,5-dimethylphenyl-N-methylcarbamate	µg/L				-	-	-	-	-	-	-	-	-	-	-	-	-	-	-
	a-BHC	µg/L	0.01			-	-	-	-	-	-	-	-	-	-	-	-	-	-	-
	Acetochlor	µg/L				-	-	-	-	-	-	-	-	-	-	-	-	-	-	-
	Aldicarb	µg/L				-	-	-	-	-	-	-	-	-	-	-	-	-	-	-
	Aldicarb sulfone	µg/L				-	-	-	-	-	-	-	-	-	-	-	-	-	-	-
	Aldrin	µg/L	0.01	0.03[#1]	0.0025[#37]	-	-	-	-	-	-	-	-	-	-	-	-	-	-	-
	Ametryn	µg/L				-	-	-	-	-	-	-	-	-	-	-	-	-	-	-
	Amidosulfuron	µg/L				-	-	-	-	-	-	-	-	-	-	-	-	-	-	-
	Acetamiprid	µg/L				-	-	-	-	-	-	-	-	-	-	-	-	-	-	-
	Aclonifen	µg/L				-	-	-	-	-	-	-	-	-	-	-	-	-	-	-
	Actril (loxynil)	µg/L			10[#3]	-	-	-	-	-	-	-	-	-	-	-	-	-	-	-
	Atraton	µg/L				-	-	-	-	-	-	-	-	-	-	-	-	-	-	-
	Atrazine	µg/L	0.01		0.6[#2]	-	-	-	-	-	-	-	-	-	-	-	-	-	-	-
	Azinophos methyl	µg/L	0.02		0.01[#7]	-	-	-	-	-	-	-	-	-	-	-	-	-	-	-
	Baygon	µg/L				-	-	-	-	-	-	-	-	-	-	-	-	-	-	-
	b-BHC	µg/L	0.01			-	-	-	-	-	-	-	-	-	-	-	-	-	-	-
	Benazolin	µg/L				-	-	-	-	-	-	-	-	-	-	-	-	-	-	-
	Bendiocarb	µg/L				-	-	-	-	-	-	-	-	-	-	-	-	-	-	-
	Bentazone	µg/L			500[#3]	-	-	-	-	-	-	-	-	-	-	-	-	-	-	-
	Bidrin	µg/L				-	-	-	-	-	-	-	-	-	-	-	-	-	-	-
	Bromacil	µg/L				-	-	-	-	-	-	-	-	-	-	-	-	-	-	-
	Bromazil	µg/L				-	-	-	-	-	-	-	-	-	-	-	-	-	-	-
	Bromophos-ethyl	µg/L				-	-	-	-	-	-	-	-	-	-	-	-	-	-	-
	Bromoxynil	µg/L			100[#3]	-	-	-	-	-	-	-	-	-	-	-	-	-	-	-
	Carbaryl	µg/L				-	-	-	-	-	-	-	-	-	-	-	-	-	-	-
	Carbendazim	µg/L			0.15[#3]	-	-	-	-	-	-	-	-	-	-	-	-	-	-	-
	Carbetamide	µg/L				-	-	-	-	-	-	-	-	-	-	-	-	-	-	-
	Carbofuran	µg/L				-	-	-	-	-	-	-	-	-	-	-	-	-	-	-
	Carbophenothion	µg/L	0.01			-	-	-	-	-	-	-	-	-	-	-	-	-	-	-
	Carboxin	µg/L				-	-	-	-	-	-	-	-	-	-	-	-	-	-	-
	Chlorbromuron	µg/L				-	-	-	-	-	-	-	-	-	-	-	-	-	-	-
	Chlordane (cis)	µg/L	0.01			-	-	-	-	-	-	-	-	-	-	-	-	-	-	-
	Azinphos Ethyl	µg/L	0.02			-	-	-	-	-	-	-	-	-	-	-	-	-	-	-
	Chlordane (trans)	µg/L	0.01			-	-	-	-	-	-	-	-	-	-	-	-	-	-	-
	Chlorfenvinphos	µg/L	0.01		0.1[#2]	-	-	-	-	-	-	-	-	-	-	-	-	-	-	-
	Chloridazon	µg/L				-	-	-	-	-	-	-	-	-	-	-	-	-	-	-
	Chlorotoluron	µg/L			2[#3]	-	-	-	-	-	-	-	-	-	-	-	-	-	-	-
	Chlorpyrifos	µg/L	0.01			-	-	-	-	-	-	-	-	-	-	-	-	-	-	-
	Chlorpyrifos-methyl	µg/L	0.01			-	-	-	-	-	-	-	-	-	-	-	-	-	-	-
	Chlorsulfuron	µg/L				-	-	-	-	-	-	-	-	-	-	-	-	-	-	-
	Clopyralid	µg/L				-	-	-	-	-	-	-	-	-	-	-	-	-	-	-
	Coumaphos	µg/L	0.01		0.03[#3]	-	-	-	-	-	-	-	-	-	-	-	-	-	-	-
	Cyanazine	µg/L	0.01			-	-	-	-	-	-	-	-	-	-	-	-	-	-	-
	Cyproconazole	µg/L				-	-	-	-	-	-	-	-	-	-	-	-	-	-	-
	Cyromazine	µg/L				-	-	-	-	-	-	-	-	-	-	-	-	-	-	-
	d-BHC	µg/L	0.01			-	-	-	-	-	-	-	-	-	-	-	-	-	-	-
	DDD	µg/L	0.01		0.00625[#36]	-	-	-	-	-	-	-	-	-	-	-	-	-	-	-
	DDT	µg/L	0.01		0.01[#38]	-	-	-	-	-	-	-	-	-	-	-	-	-	-	-
	Deisopropylatrazine	µg/L				-	-	-	-	-	-	-	-	-	-	-	-	-	-	-
	Chlorothalonil	µg/L	0.01		0.035[#2]	-	-	-	-	-	-	-	-	-	-	-	-	-	-	-
	Deethylatrazine	µg/L				-	-	-	-	-	-	-	-	-	-	-	-	-	-	-
	Demeton-S-methyl	µg/L	0.01			-	-	-	-	-	-	-	-	-	-	-	-	-	-	-

					Investigation Phase	LTM	GI	LTM	GI	LTM	LTM	LTM	LTM	LTM	LTM	LTM	LTM	LTM	LTM
					Location_Code	WS16010	WS16010	WS17003	WS17003	WS17003	WS17003	WS17003	WS17003	WS17004	WS17004	WS17004	WS17004	WS17004	WS17004
					Sampled_Date	04/06/2020	16/04/2020	07/05/2020	01/04/2020	13/10/2020	19/01/2021	25/11/2020	04/06/2020	16/12/2020	06/05/2020	10/06/2020	10/06/2020	24/11/2020	13/08/2020
					Sample_Depth	2.00	2.00	1.50	1.28	1.52	1.64	1.75	2.00	0.86	4.00	4.50	4.50	1.84	2.68
				UK Drinking Water Standards (GAC)	UK Freshwater EQS (GAC)														
Chem_Group	ChemName	output unit	EQL																
	Diazinon	µg/L	0.01		0.01[#2]	-	-	-	-	-	-	-	-	-	-	-	-	-	-
	Dicamba	µg/L				-	-	-	-	-	-	-	-	-	-	-	-	-	-
	Dichlobenil	µg/L	0.01			-	-	-	-	-	-	-	-	-	-	-	-	-	-
	Dichlorvos	µg/L	0.01		0.001[#3]	-	-	-	-	-	-	-	-	-	-	-	-	-	-
	Diclofop	µg/L				-	-	-	-	-	-	-	-	-	-	-	-	-	-
	Dieldrin	µg/L	0.01	0.03[#1]	0.0025[#37]	-	-	-	-	-	-	-	-	-	-	-	-	-	-
	Difenoconazole	µg/L				-	-	-	-	-	-	-	-	-	-	-	-	-	-
	Difenoxuron	µg/L				-	-	-	-	-	-	-	-	-	-	-	-	-	-
	Diflubenzuron	µg/L			0.001[#3]	-	-	-	-	-	-	-	-	-	-	-	-	-	-
	Diflufenican	µg/L				-	-	-	-	-	-	-	-	-	-	-	-	-	-
	Dimethoate	µg/L	0.01		0.48[#2]	-	-	-	-	-	-	-	-	-	-	-	-	-	-
	Dinoseb	µg/L				-	-	-	-	-	-	-	-	-	-	-	-	-	-
	Disulfoton	µg/L	0.01			-	-	-	-	-	-	-	-	-	-	-	-	-	-
	Diuron	µg/L			0.2[#2]	-	-	-	-	-	-	-	-	-	-	-	-	-	-
	Endosulfan I	µg/L	0.01			-	-	-	-	-	-	-	-	-	-	-	-	-	-
	Endosulfan II	µg/L	0.02			-	-	-	-	-	-	-	-	-	-	-	-	-	-
	Endosulfan sulphate	µg/L	0.04			-	-	-	-	-	-	-	-	-	-	-	-	-	-
	Endrin	µg/L	0.01		0.0025[#37]	-	-	-	-	-	-	-	-	-	-	-	-	-	-
	s-Ethyl dipropylthiocarbamate	µg/L				-	-	-	-	-	-	-	-	-	-	-	-	-	-
	Ethiofencarb	µg/L				-	-	-	-	-	-	-	-	-	-	-	-	-	-
	Ethion	µg/L	0.01			-	-	-	-	-	-	-	-	-	-	-	-	-	-
	Ethoprop	µg/L				-	-	-	-	-	-	-	-	-	-	-	-	-	-
	Ethofumesate	µg/L				-	-	-	-	-	-	-	-	-	-	-	-	-	-
	Etridiazole	µg/L	0.01			-	-	-	-	-	-	-	-	-	-	-	-	-	-
	Fenamiphos	µg/L				-	-	-	-	-	-	-	-	-	-	-	-	-	-
	Fenarimol	µg/L				-	-	-	-	-	-	-	-	-	-	-	-	-	-
	Fenitrothion	µg/L	0.01		0.01[#3]	-	-	-	-	-	-	-	-	-	-	-	-	-	-
	Fensulfothion	µg/L				-	-	-	-	-	-	-	-	-	-	-	-	-	-
	Fenhexamid	µg/L				-	-	-	-	-	-	-	-	-	-	-	-	-	-
	Fenoxycarb	µg/L				-	-	-	-	-	-	-	-	-	-	-	-	-	-
	Fenthion	µg/L	0.01			-	-	-	-	-	-	-	-	-	-	-	-	-	-
	Fenpropimorf	µg/L				-	-	-	-	-	-	-	-	-	-	-	-	-	-
	Fluroxypyr	µg/L				-	-	-	-	-	-	-	-	-	-	-	-	-	-
	Flutolanil	µg/L				-	-	-	-	-	-	-	-	-	-	-	-	-	-
	Fonofos	µg/L				-	-	-	-	-	-	-	-	-	-	-	-	-	-
	g-BHC (Lindane)	µg/L	0.01			-	-	-	-	-	-	-	-	-	-	-	-	-	-
	Haloxyfop-methyl	µg/L				-	-	-	-	-	-	-	-	-	-	-	-	-	-
	Thifensulfuron	µg/L				-	-	-	-	-	-	-	-	-	-	-	-	-	-
	Heptachlor	µg/L	0.01	0.03[#1]		-	-	-	-	-	-	-	-	-	-	-	-	-	-
	Hexaconazole	µg/L				-	-	-	-	-	-	-	-	-	-	-	-	-	-
	Hexazinone	µg/L				-	-	-	-	-	-	-	-	-	-	-	-	-	-
	Hydroxyatrazine	µg/L				-	-	-	-	-	-	-	-	-	-	-	-	-	-
	Iprodione	µg/L				-	-	-	-	-	-	-	-	-	-	-	-	-	-
	Isodrin	µg/L	0.01		0.0025[#37]	-	-	-	-	-	-	-	-	-	-	-	-	-	-
	Isoproturon	µg/L			0.3[#2]	-	-	-	-	-	-	-	-	-	-	-	-	-	-
	Linuron	µg/L			0.5[#2]	-	-	-	-	-	-	-	-	-	-	-	-	-	-
	Malathion	µg/L	0.01		0.01[#3]	-	-	-	-	-	-	-	-	-	-	-	-	-	-
	2-Methyl-4-chlorophenoxyacetic acid	µg/L				-	-	-	-	-	-	-	-	-	-	-	-	-	-
	2-Methyl-4-Chlorophenoxy Butanoic Acid	µg/L				-	-	-	-	-	-	-	-	-	-	-	-	-	-
	Mecoprop	µg/L			18[#2]	-	-	-	-	-	-	-	-	-	-	-	-	-	-
	Mefenpyr-diethyl	µg/L				-	-	-	-	-	-	-	-	-	-	-	-	-	-
	Metachlor	µg/L	0.01		0.3[#2]	-	-	-	-	-	-	-	-	-	-	-	-	-	-
	Metalaxyl	µg/L				-	-	-	-	-	-	-	-	-	-	-	-	-	-
	Methamidophos	µg/L				-	-	-	-	-	-	-	-	-	-	-	-	-	-
	Methidathion	µg/L				-	-	-	-	-	-	-	-	-	-	-	-	-	-
	Methiocarb	µg/L			0.01[#3]	-	-	-	-	-	-	-	-	-	-	-	-	-	-
	Methomyl	µg/L				-	-	-	-	-	-	-	-	-	-	-	-	-	-
	Methoxychlor	µg/L	0.01			-	-	-	-	-	-	-	-	-	-	-	-	-	-
	Methoxyfenozide	µg/L				-	-	-	-	-	-	-	-	-	-	-	-	-	-
	Methyl parathion	µg/L	0.01			-	-	-	-	-	-	-	-	-	-	-	-	-	-
	Metolachlor	µg/L				-	-	-	-	-	-	-	-	-	-	-	-	-	-
	Metoxuron	µg/L				-	-	-	-	-	-	-	-	-	-	-	-	-	-
	Metsulfuron Methyl	µg/L				-	-	-	-	-	-	-	-	-	-	-	-	-	-
	Mevinphos (Phosdrin)	µg/L	0.01		0.02(MAC)[#39]	-	-	-	-	-	-	-	-	-	-	-	-	-	-
	Molinate	µg/L				-	-	-	-	-	-	-	-	-	-	-	-	-	-
	Monlinuran	µg/L				-	-	-	-	-	-	-	-	-	-	-	-	-	-
	Monocrotophos	µg/L				-	-	-	-	-	-	-	-	-	-	-	-	-	-
	Napropamide	µg/L				-	-	-	-	-	-	-	-	-	-	-	-	-	-
	Flusilazole (NuStar)	µg/L				-	-	-	-	-	-	-	-	-	-	-	-	-	-

					Investigation Phase	LTM	GI	LTM	GI	LTM	LTM	LTM	LTM	LTM	LTM	LTM	LTM	LTM	LTM	LTM
					Location_Code	WS16010	WS16010	WS17003	WS17003	WS17003	WS17003	WS17003	WS17003	WS17004	WS17004	WS17004	WS17004	WS17004	WS17004	WS17004
					Sampled_Date	04/06/2020	16/04/2020	07/05/2020	01/04/2020	13/10/2020	19/01/2021	25/11/2020	04/06/2020	16/12/2020	06/05/2020	10/06/2020	10/06/2020	24/11/2020	13/08/2020	
					Sample_Depth	2.00	2.00	1.50	1.28	1.52	1.64	1.75	2.00	0.86	4.00	4.50	4.50	1.84	2.68	
				UK Drinking Water Standards (GAC)	UK Freshwater EQS (GAC)															
Chem_Group	**ChemName**	**output unit**	**EQL**																	
	o,p-DDD	µg/L	0.01			-	-	-	-	-	-	-	-	-	-	-	-	-	-	
	o,p'-DDE	µg/L	0.01			-	-	-	-	-	-	-	-	-	-	-	-	-	-	
	o,p-Methoxychlor	µg/L	0.04			-	-	-	-	-	-	-	-	-	-	-	-	-	-	
	Omethoate	µg/L	0.01		0.01[#3]	-	-	-	-	-	-	-	-	-	-	-	-	-	-	
	Oxamyl	µg/L				-	-	-	-	-	-	-	-	-	-	-	-	-	-	
	Paclobutrazol	µg/L				-	-	-	-	-	-	-	-	-	-	-	-	-	-	
	Methyl Paraoxon	µg/L				-	-	-	-	-	-	-	-	-	-	-	-	-	-	
	Parathion	µg/L	0.01			-	-	-	-	-	-	-	-	-	-	-	-	-	-	
	Pendimethalin	µg/L	0.01		0.3[#2]	-	-	-	-	-	-	-	-	-	-	-	-	-	-	
	Imidacloprid	µg/L				-	-	-	-	-	-	-	-	-	-	-	-	-	-	
	Permethrin	µg/L	0.02		0.001[#3]	-	-	-	-	-	-	-	-	-	-	-	-	-	-	
	Permethrin II	µg/L	0.02			-	-	-	-	-	-	-	-	-	-	-	-	-	-	
	Phorate	µg/L	0.01			-	-	-	-	-	-	-	-	-	-	-	-	-	-	
	Phosmet	µg/L				-	-	-	-	-	-	-	-	-	-	-	-	-	-	
	Lenacil	µg/L				-	-	-	-	-	-	-	-	-	-	-	-	-	-	
	Picloram	µg/L				-	-	-	-	-	-	-	-	-	-	-	-	-	-	
	Picoxystrobin	µg/L				-	-	-	-	-	-	-	-	-	-	-	-	-	-	
	Pirimicarb	µg/L			1[#3]	-	-	-	-	-	-	-	-	-	-	-	-	-	-	
	Pirimiphos-methyl	µg/L	0.01		0.015[#3]	-	-	-	-	-	-	-	-	-	-	-	-	-	-	
	Pirimphos-ethyl	µg/L				-	-	-	-	-	-	-	-	-	-	-	-	-	-	
	Prochloraz	µg/L			4[#3]	-	-	-	-	-	-	-	-	-	-	-	-	-	-	
	Profenofos	µg/L				-	-	-	-	-	-	-	-	-	-	-	-	-	-	
	Promecarb	µg/L				-	-	-	-	-	-	-	-	-	-	-	-	-	-	
	Prometon	µg/L				-	-	-	-	-	-	-	-	-	-	-	-	-	-	
	Prometryn	µg/L	0.01			-	-	-	-	-	-	-	-	-	-	-	-	-	-	
	Pronamide	µg/L	0.01		100[#3]	-	-	-	-	-	-	-	-	-	-	-	-	-	-	
	Propanil	µg/L				-	-	-	-	-	-	-	-	-	-	-	-	-	-	
	Propazine	µg/L	0.01			-	-	-	-	-	-	-	-	-	-	-	-	-	-	
	Propham	µg/L				-	-	-	-	-	-	-	-	-	-	-	-	-	-	
	Propiconazole	µg/L				-	-	-	-	-	-	-	-	-	-	-	-	-	-	
	Propoxycarbazone-sodium	µg/L				-	-	-	-	-	-	-	-	-	-	-	-	-	-	
	Pursuit	µg/L				-	-	-	-	-	-	-	-	-	-	-	-	-	-	
	Pyriproxyfen	µg/L				-	-	-	-	-	-	-	-	-	-	-	-	-	-	
	Quinclorac	µg/L				-	-	-	-	-	-	-	-	-	-	-	-	-	-	
	Quinoxyfen	µg/L				-	-	-	-	-	-	-	-	-	-	-	-	-	-	
	Savey	µg/L				-	-	-	-	-	-	-	-	-	-	-	-	-	-	
	Sethoxydim	µg/L				-	-	-	-	-	-	-	-	-	-	-	-	-	-	
	Simazine	µg/L	0.01		1[#2]	-	-	-	-	-	-	-	-	-	-	-	-	-	-	
	Tebuthiuron	µg/L				-	-	-	-	-	-	-	-	-	-	-	-	-	-	
	Terbutryn	µg/L	0.01			-	-	-	-	-	-	-	-	-	-	-	-	-	-	
	Terbutylazine	µg/L				-	-	-	-	-	-	-	-	-	-	-	-	-	-	
	Phosalone	µg/L	0.01			-	-	-	-	-	-	-	-	-	-	-	-	-	-	
	Phosphamidon	µg/L	0.01			-	-	-	-	-	-	-	-	-	-	-	-	-	-	
	Thiobencarb	µg/L				-	-	-	-	-	-	-	-	-	-	-	-	-	-	
	Thiophanate-methyl	µg/L				-	-	-	-	-	-	-	-	-	-	-	-	-	-	
	Triadimefon	µg/L	0.01			-	-	-	-	-	-	-	-	-	-	-	-	-	-	
	Triadimenol	µg/L				-	-	-	-	-	-	-	-	-	-	-	-	-	-	
	Triallate	µg/L	0.01		0.25[#3]	-	-	-	-	-	-	-	-	-	-	-	-	-	-	
	Triasulfuron	µg/L				-	-	-	-	-	-	-	-	-	-	-	-	-	-	
	Tributyl phosphate	µg/L	0.05		50[#3]	-	-	-	-	-			-		-	-	-		-	
	Triclopyr	µg/L				-	-	-	-	-	-	-	-	-	-	-	-	-	-	
	Triclosan	µg/L				-	-	-	-	-	-	-	-	-	-	-	-	-	-	
	Trifluralin	µg/L	0.01		0.03[#2]	-	-	-	-	-	-	-	-	-	-	-	-	-	-	
	Tebuconazole	µg/L				-	-	-	-	-	-	-	-	-	-	-	-	-	-	
	Telodrin	µg/L	0.01			-	-	-	-	-	-	-	-	-	-	-	-	-	-	
	Triazophos	µg/L	0.01		0.005[#3]	-	-	-	-	-	-	-	-	-	-	-	-	-	-	
	Tricyclazole	µg/L				-	-	-	-	-	-	-	-	-	-	-	-	-	-	
Surrogate	Surrogate Value	%				-	-	-	-	-	-	-	-	-	-	-	-	-	-	
SVOC TIC	SVOC TICS - Detect	Detect				-	-	-	-	-	-	-	-	-	-	-	-	-	-	
	SVOC Tentatively Identified Compounds	µg/L	10			-	-	-	-	-	-	-	-	-	-	-	-	-	-	
VOC TIC	VOC TICs - Detect	Detect				-	-	-	-	-	-	-	-	-	-	-	-	-	-	
	VOC Tentatively Identified Compounds	µg/l	10			-	-	-	-	-	-	-	-	-	-	-	-	-	-	
Other	Biochemical Oxygen Demand (5-day test)	µg/L	1000			-	-	-	-	4180	-	-	-	-	-	-	-	-	-	
	Redox	mV				-	-	-	-	-	-	-	-	-	-	-	-	-	-	
	Salinity (no units)	PSS-78				-	-	-	-	-			-		-	-	-		-	
	Conductivity @ 20oC	µS/cm	5			-	2410	1060	1060	1060	914	1030	1130	2950	3340	2790	2880	2880	2790	
	Total Dissolved Solids (Filtered)	mg/L	10			-	-	-	-	-	-	-	-	-	-	-	-	-	-	
	Biological Oxygen Demand	mg/L	1			-	>52.8	<1	<1	-	-	-	11.9	-	>148	>44.8	>459	-	>76.4	
	Chemical Oxygen Demand	mg/L	7			-	5540	70.1	44.5	89.4	-	-	95.8	-	3300	2900	2880	-	370	

					Investigation Phase	LTM	GI	LTM	GI	LTM	LTM	LTM	LTM	LTM	LTM	LTM	LTM	LTM	LTM
					Location_Code	WS16010	WS16010	WS17003	WS17003	WS17003	WS17003	WS17003	WS17003	WS17004	WS17004	WS17004	WS17004	WS17004	WS17004
					Sampled_Date	04/06/2020	16/04/2020	07/05/2020	01/04/2020	13/10/2020	19/01/2021	25/11/2020	04/06/2020	16/12/2020	06/05/2020	10/06/2020	10/06/2020	24/11/2020	13/08/2020
					Sample_Depth	2.00	2.00	1.50	1.28	1.52	1.64	1.75	2.00	0.86	4.00	4.50	4.50	1.84	2.68
				UK Drinking Water Standards (GAC)	UK Freshwater EQS (GAC)														
Chem_Group	**ChemName**	**output unit**	**EQL**																
	Dissolved Organic Carbon (Filtered)	µg/L	3000			-	1,030,000	16,400	15,600	14,800	22,800	-	16,800	1,490,000	911,000	821,000	781,000	-	115,000
	pH (Lab)	pH_Units	1	6.5-9.5[#1]	6-9(MAC)[#39]	-	10.5	4.65	5.08	4.89	4.13	-	6.16	11.4	6.46	6.96	6.89	-	6.86

Environmental Standards Comments
#1:Water Supply (Water Quality) Regulations 2016.
#2:Water Framework Directive (Standards and Classification) Directions (England and Wales) 2015.
#3:Operational Targets and EQS. EA, April 2018
#4:Water Framework Directive (Standards & Classification) Directions (England & Wales) 2015. Dissolved fraction. Lowest criteria presented (<40mg/l of CaCO3). See 'further assessment' if criteria exceeded and hardness (CaCO3) data available.
#5:Water Framework Directive (Standards & Classification) Directions (England & Wales) 2015. Dissolved fraction.
#6:Water Framework Directive (Standards and Classification) Directions (England and Wales) 2015. Dissolved Fraction. If hexavalent chromium (CrVI) data is available, a value of 4.7µg/l may be appropriate for the remaining trivalent chromium (CrIII).
#7:Operational Targets and EQS. EA, April 2018. Dissolved fraction.
#8:Water Framework Directive (Standards & Classification) Directions (England & Wales) 2015. Dissolved & bioavailable (bio) fraction plus background. M-BAT tool to assess: http://wfduk.org/resources/rivers-lakes-metal-bioavailability-assessment-tool-m-bat
#9:Water Framework Directive (Standards & Classification) Directions (England & Wales) 2015. Bioavailable (bio) fraction. M-BAT tool to assess: http://wfduk.org/resources/rivers-lakes-metal-bioavailability-assessment-tool-m-bat
#10:Water Framework Directive (Standards and Classification) Directions (England and Wales) 2015. Dissolved Fraction. MAC adopted in absence of AA value.
#11:Guidelines for Drinking-water Quality, 4th Edition. WHO, 2011. Based on taste rather than a formal guideline.
#12:Water Framework Directive (Standards and Classification) Directions (England and Wales) 2015. Indicator of 'good' status (90%ile) - Ammonia standard for lakes and rivers (total ammonia as nitrogen).
#13:Operational Targets and EQS. EA, April 2018. Dissolved fraction. Lowest criteria presented (<50 mg/l CaCO3). See 'further assessment' values if criteria exceeded and hardness (CaCO3) data available.
#14:Water Supply (Water Quality) Regulations 2016. As NO3.
#15:Water Supply (Water Quality) Regulations 2016. As SO4.
#16:Water Supply (Water Quality) Regulations 2016. Value of 0.1µg/l for PAH split between four individual PAH. Requires summation of benzo(b)fluoranthene, benzo(k)fluoranthene, benzo(ghiperylene and indeno(123cd)pyrene to use 0.1µg/l value.
#17:Water Framework Directive (Standards and Classification) Directions (England and Wales) 2015. Benzo(a)pyrene can be considered as a marker for other PAH for comparison with the corresponding AA-EQS in water.
#18:No UK DWS for total petroleum hydrocarbons (TPH), or speciated TPH fractions. A value of 10 µg/l is adopted for sum TPH based on the rescinded Private Water Supply Regulations, 1991.
#19:No UK EQS for total petroleum hydrocarbons (TPH), or speciated TPH fractions. A value of 50 µg/l is adopted for sum TPH protection of surface water based on 50µg/l-1000µg/l (Surface Waters (Abstraction for Drinking Water) Regulations 1989).
#20:Guidelines for Drinking-water Quality, 4th Edition. WHO, 2011
#21:Proposed Environmental Quality Standard, in absence of legislative standard (Ayscough et al., 2002). https://assets.publishing.service.gov.uk/government/uploads/system/uploads/attachment_data/file/291223/sp2-115-tr4-e-e.pdf
#22:Guidelines for Drinking-water Quality, 4th Edition. WHO, 2011. Value of 500µg/l for sum xylenes split between isomers. Requires summation of m,p & o isomers to use 500µg/l value.
#23:Operational Targets and EQS. EA, April 2018. Value of 30µg/l for sum xylenes split between isomers. Requires summation of m,p & o isomers to use 30µg/l value.
#24:The taste and odour threshold of 15µg/l is commonly adopted as a guide.
#25:The taste and odour threshold of 15µg/l is commonly adopted as a guide. In situations where there is no risk to a drinking water supply or aquifer, a PNEC value of 2,600µg/l may be used.
#26:Water Framework Directive (Standards and Classification) Directions (England and Wales) 2015. Value of 140µg/l for tetrachloroethane split between 2 isomers. Requires summation of 2 isomers to use 140µg/l value.
#27:Guidelines for Drinking-water Quality, 4th Edition. WHO, 2011. In Scotland a value of 200µg/l is used (WAT-PS-10-01).
#28:US EPA Regional Screening Levels, May 2019. https://www.epa.gov/risk/regional-screening-levels-rsls-generic-tables
#29:Guidelines for Drinking-water Quality, 4th Edition. WHO, 2011. In Scotland a value of 7µg/l is used (WAT-PS-10-01).
#30:Water Supply (Water Quality) Regulations 2016. Value of 100µg/l for sum trihalomethanes split between individual compounds. Requires summation of chloroform, bromoform, chlorodibromomethane and bromodichloromethane to use 100µg/l value.
#31:Guidelines for Drinking-water Quality, 4th Edition. WHO, 2011. Value of 50µg/l for sum cis & trans-DCE split between isomers. Requires summation of cis & trans-DCE isomers to use 50µg/l value.
#32:Water Supply (Water Quality) Regulations 2016. Value of 10µg/l for sum of TCE & PCE split between individual compounds. Requires summation of TCE & PCE to use 10µg/l value.
#33:Water Framework Directive (Standards and Classification) Directions (England and Wales) 2015. Value of 0.4µg/l for sum isomers split between 3 isomers. Requires summation of isomers to use 0.4µg/l value.
#34:Water Framework Directive (Standards and Classification) Directions (England and Wales) 2015. Value of 20µg/l for sum isomers split between 3 isomers. Requires summation of isomers to use 20µg/l value.
#35:Position statement (WAT-PS-10-01), SEPA August 2014.
#36:Water Framework Directive (Standards and Classification) Directions (England and Wales) 2015. Value of 0.025µg/l for sum DDT isomers split between 4 isomers. Requires summation of 4 isomers to use 0.025µg/l value.
#37:Water Framework Directive (Standards and Classification) Directions (England and Wales) 2015. Value of 0.01µg/l for sum isomers split between 4 isomers. Requires summation of isomers to use 0.01µg/l value.
#38:Water Framework Directive (Standards and Classification) Directions (England and Wales) 2015. Relates to p,p-DDT (CAS 50-29-3)
#39:Operational Targets and EQS. EA, April 2018. Maximum Allowable Concentration (MAC) adopted in absence of Annual Average (AA) value.

Key

<2.5	Result MDL exceeds GAC
16.1	Result exceeds GAC
-	Determinand not tested for

Notes
Where a range is given the determinand has been analysed for by more than one method

					Investigation Phase	GI	LTM	LTM	LTM	LTM	LTM	LTM	LTM	LTM	LTM	GI	LTM	LTM	LTM
					Location_Code	WS17004	WS17004	WS17004	WS17005	WS17005	WS17005	WS17005	WS17005	WS17005	WS17005	WS17005	WS17006	WS17006	WS17006
					Sampled_Date	22/04/2020	16/07/2020	15/10/2020	16/12/2020	01/05/2020	03/06/2020	14/10/2020	24/11/2020	13/08/2020	15/07/2020	22/04/2020	07/05/2020	27/01/2021	25/11/2020
					Sample_Depth	4.00	4.46	4.50	0.55	3.00	4.50	1.47	1.56	2.73	4.00	4.50	2.50	1.36	1.51
				UK Drinking Water Standards (GAC)	UK Freshwater EQS (GAC)														
Chem_Group	**ChemName**	**output unit**	**EQL**																
Metals	Antimony	µg/L	4	5[#1]		-	-	-	-	-	-	-	-	-	-	-	-	-	-
	Arsenic	µg/L	2	10[#1]	50[#2]	-	21.1	10.3	26.8	6.91	45.3	29.2	-	50.1	42.1	-	11.8	82.4	-
	Arsenic (Filtered)	µg/L	0.5	10[#1]	50[#2]	1.94	5.92	4.22	6.03	3.41	6.32	26.1	-	36.6	41	4.01	9.38	67.6	-
	Boron	µg/L	20	1000[#1]	2000[#3]	-	330	393	115	133	292	273	-	326	309	-	120	107	-
	Boron (Filtered)	µg/L	10	1000[#1]	2000[#3]	230	-	-	-	-	-	-	-	-	-	181	-	-	-
	Cadmium	µg/L	0.5	5[#1]	0.08[#4]	-	<0.5	<0.5	<0.5	<0.5	<3	0.704	-	<0.5	<3	-	<0.5	<0.5	-
	Cadmium (Filtered)	µg/L	0.08	5[#1]	0.08[#4]	0.225	<0.08	<0.08	<0.8	0.252	<0.08	<0.08	-	<0.08	<0.08	0.548	<0.08	<0.08	-
	Chromium (hexavalent) (Filtered)	µg/L	3		3.4[#5]	<3	<3	<3	39.9	<150	87.7	<3	-	11.8	<15	<3	<3	<15	-
	Chromium	µg/L	3	50[#1]	3.4[#6]	-	54.8	15.8	10.6	19.6	133	9.44	-	15.9	56.6	-	<3	5.9	-
	Chromium (Filtered)	µg/L	1	50[#1]	3.4[#6]	8.54	<1	<1	<10	2.26	2.98	3.45	-	2.33	2.55	4.65	<1	6.03	-
	Chromium (Trivalent) (Filtered)	µg/L	3		4.7[#5]	8.08	<3	<3	<3	<30	<30	3.45	-	<3	<3	4.64	<3	-	-
	Cobalt (Filtered)	µg/L	0.5		3[#7]	12	9.42	10.3	<5	9.8	40.1	14.3	-	12.8	28.2	14.8	10.2	7.35	-
	Copper	µg/L	1	2000[#1]	1(bio)[#8]	-	49	8.31	48.4	32.7	184	18	-	22.9	53.2	-	3.45	6.03	-
	Copper (Filtered)	µg/L	0.3	2000[#1]	1(bio)[#8]	3.19	0.68	<0.3	40.9	5.27	1.55	2.31	-	<0.3	1	6.57	0.82	<0.3	-
	Iron (Filtered)	µg/L	19	200[#1]	1000[#2]	411	10,900	7000	<190	118	7360	9840	21,100	15,500	18,400	101	756	6860	1180
	Lead	µg/L	1	10[#1]	1.2(bio)[#8]	-	-	-		-	-	-	-	-	-	-	-	-	-
	Lead (Filtered)	µg/L	0.2	10[#1]	1.2(bio)[#8]	<0.2	0.354	<0.2	<2	0.335	0.203	<0.2	-	<0.2	0.393	0.323	0.3	<0.2	-
	Manganese	µg/L	1	50[#1]	123(bio)[#9]	-	602	548	79.6	389	1620	687	-	947	1400	-	768	1350	-
	Manganese (Filtered)	µg/L	3	50[#1]	123(bio)[#9]	935	592	-	<30	360	1180	-	848	1050	1160	632	651	1190	596
	Mercury	µg/L	0.02	1[#1]	0.07(MAC)[#10]	-	0.0685	<0.02	<0.2	<0.02	<0.02	0.035	-	<0.02	0.0413	-	<0.02	<0.02	-
	Mercury (Filtered)	µg/L	0.01	1[#1]	0.07(MAC)[#10]	<0.01	<0.01	<0.01	<0.1	<0.1	<0.01	<0.01	-	0.0112	<0.01	<0.01	<0.01	<0.1	-
	Molybdenum	µg/L	9	70[#11]		-	-	-	-	-	-	-	-	-	-	-	-	-	-
	Nickel	µg/L	1	20[#1]	4(bio)[#8]	-	63.5	30.1	9.16	31.4	141	11.3	-	19.6	67.6	-	4.43	8.57	-
	Nickel (Filtered)	µg/L	0.4	20[#1]	4(bio)[#8]	15.3	13.6	21	7.31	11.8	22.9	8.39	-	6.54	11.4	15.6	3.31	7.61	-
	Selenium	µg/L	1	10[#1]		-	4.19	1.34	11.3	17.7	10.3	5.57	-	5.87	13.3	-	<1	3.36	-
	Selenium (Filtered)	µg/L	1	10[#1]		9.01	-	-	-	-	-	-	-	-	-	38	-	-	-
	Strontium (Filtered)	µg/L	1			-	-	-	-	-	-	-	-	-	-	-	-	-	-
	Vanadium	µg/L	5		20[#12]	-	-	-	-	-	-	-	-	-	-	-	-	-	-
	Zinc	µg/L	5	3000[#11]	10.9(bio)[#8]	-	169	25.9	5.68	57.5	372	15.2	-	47.7	193	-	7.34	20.2	-
	Zinc (Filtered)	µg/L	1	3000[#11]	10.9(bio)[#8]	14.6	-	-	-	-	-	-	-	-	-	18.3	-	-	-
Inorganics	Total Hardness	mg/l	0.35			1810	1130	1210	1060	2170	2960	2050	2060	2010	2610	2890	709	544	725
	Alkalinity (Bicarbonate as CaCO3)	mg/L	2			850	444	402	781	1350	1090	446	1260	710	716	2010	395	1100	712
	Alkalinity (Bicarbonate) as HCO3	mg/L	2			305	542	-	-	1650	1330	-	-	866	874	2450	482	-	-
	Alkalinity (total) as CaCO3	mg/L	2			-	-	-	1460	-	-	-	1040	-	-	-	-	899	584
	Ammoniacal Nitrogen as N (Filtered)	mg/L	0.01		0.6[#12]	0.033	0.35	0.582	1.31	<0.01	0.283	0.304	0.129	0.194	0.0445	<0.01	0.0907	-	-
	Ammoniacal Nitrogen as NH3 (Filtered)	mg/L	0.01			-	-	-	-	-	-	-	-	-	-	-	-	0.157	0.0474
	Bromide (Filtered)	mg/L	0.06			-	-	0.483	-	-	-	0.552	-	-	-	-	-	-	-
	Calcium (Filtered)	mg/L	0.2			484	254	-	304	513	594	-	428	527	516	845	160	123	172
	Chloride (Filtered)	mg/L	2	250[#1]	250[#3]	157	63.9	60.6	176	423	312	231	267	231	266	662	28.3	58.2	80.6
	Cyanide (Free) (Filtered)	µg/L	2.5	50[#1]	1[#2]	<2.5	<2.5	<2.5	<2.5	<2.5	<2.5	<2.5	-	<2.5	<2.5	<2.5	<2.5	<2.5	-
	Cyanide Total (Filtered)	µg/L	5	50[#1]	1[#2]	<5	<5	<5	<5	<5	<5	<5	-	<5	<5	<5	<5	<5	-
	cyanides-complex (Filtered)	µg/L	5	50[#1]	1[#2]	<5	<5	<5	<5	<5	<5	<5	-	<5	<5	<5	<5	<5	-
	Fluoride (Filtered)	µg/L	500	1500[#1]	1000[#13]	2300	689	712	865	2400	1010	684	-	579	<500	2780	783	-	-
	Iodide	mg/L				-	-	-	-	-	-	-	-	-	-	-	-	-	-
	Magnesium (Filtered)	mg/L	0.036			197	169	144	<0.36	220	241	223	205	242	249	214	63.8	48.1	57.7
	Nitrate (as N) (Filtered)	mg/L	0.0677			<0.0677	-	-		-	-	-		-	-	<0.0677	-	-	-
	Nitrate (as NO3-) (Filtered)	mg/L	0.3	50(NO3)[#14]		<0.3	<0.3	<0.3	26.6	<0.3	<0.3	1.36	<0.3	<0.3	<0.3	<0.3	<0.3	5.81	<0.3
	Phosphorus	µg/L	20			-	622	-	-	434	2540	-	-	720	2040	-	50.5	-	-
	Phosphorus (Filtered)	µg/L	10			-	19.7	-	-	39.3	73.3	-	-	356	210	-	22.2	-	-
	Potassium (Filtered)	mg/L	0.2			22.5	10.5	10.9	80	33.7	23	14.3	24.1	16.4	15.7	48.3	5.21	4.4	7.9
	Sodium (Filtered)	mg/L	0.076	200[#1]		704	261	239	897	789	538	348	633	417	398	1670	61.6	281	316
	Sulphate (Filtered)	mg/L	2	250(SO4)[#15]	400[#3]	1510	1200	1240	541	1730	1850	1760	1300	1720	1740	2180	487	18.6	542
	Orthophosphate as P (Filtered)	µg/L	20			163	-	-	-	-	-	-	277	-	-	1860	-	-	-
PAH	Naphthalene	µg/L	0.01		2[#2]	0.0203	0.0372	<0.02	<1 - 0.0381	0.0237	0.0635	0.0172	-	<0.02	<0.01	0.0252	0.123	0.139	-
	Acenaphthene	µg/L	0.005		No UK EQS	0.00533	<0.01	<0.01	<0.01	<0.005	<0.025	<0.005	-	<0.01	<0.005	<0.01	0.0126	0.0521	-
	Acenaphthylene	µg/L	0.005		No UK EQS	0.0132	<0.01	<0.01	<0.01	0.00996	<0.025	<0.005	-	<0.01	<0.005	<0.01	<0.005	<0.015	-
	Fluoranthene	µg/L	0.005		0.0063[#2]	0.00685	<0.01	<0.01	<0.01	0.00647	0.122	<0.005	-	<0.01	<0.005	<0.01	<0.005	<0.015	-
	Anthracene	µg/L	0.005		0.1[#2]	0.0218	<0.01	<0.01	<0.01	0.0107	<0.025	<0.005	-	<0.01	<0.005	<0.01	<0.005	<0.015	-
	Phenanthrene	µg/L	0.005		No UK EQS	0.00565	<0.01	<0.01	<0.01	<0.005	0.0726	<0.005	-	<0.01	<0.005	<0.01	0.0211	<0.015	-
	Fluorene	µg/L	0.005		No UK EQS	0.00907	<0.01	<0.01	<0.01	<0.005	<0.025	<0.005	-	<0.01	<0.005	<0.01	0.0277	<0.015	-
	Chrysene	µg/L	0.005		No UK EQS	<0.005	<0.01	<0.01	<0.01	<0.005	<0.025	<0.005	-	<0.01	<0.005	<0.01	<0.005	<0.015	-
	Pyrene	µg/L	0.005		No UK EQS	0.00654	<0.01	<0.01	<0.01	0.00692	0.118	<0.005	-	<0.01	<0.005	<0.01	0.00641	<0.015	-
	Benzo(a)anthracene	µg/L	0.005		No UK EQS	<0.005	<0.01	<0.01	<0.01	<0.005	<0.025	<0.005	-	<0.01	<0.005	<0.01	<0.005	<0.015	-
	Benzo(b)fluoranthene	µg/L	0.005	0.025[#16]	See BaP[#17]	0.00993	<0.01	<0.01	<0.01	<0.005	<0.025	<0.005	-	<0.01	0.0148	<0.01	<0.005	<0.015	-
	Benzo(k)fluoranthene	µg/L	0.005	0.025[#16]	See BaP[#17]	0.00701	<0.01	<0.01	<0.01	<0.005	<0.025	<0.005	-	<0.01	0.00836	<0.01	<0.005	<0.015	-
	Benzo(a)pyrene	µg/L	0.002	0.01[#1]	0.00017[#17]	<0.002	<0.004	<0.004	<0.004	<0.002	<0.01	<0.002	-	<0.004	0.0131	<0.004	<0.002	<0.006	-
	Dibenz(a,h)anthracene	µg/L	0.005		No UK EQS	<0.005	<0.01	<0.01	<0.01	<0.005	<0.025	<0.005	-	<0.01	<0.005	<0.01	<0.005	<0.015	-
	Benzo(g,h,i)perylene	µg/L	0.005	0.025[#16]	See BaP[#17]	<0.005	<0.01	<0.01	<0.01	<0.005	<0.025	<0.005	-	<0.01	<0.005	<0.01	<0.005	<0.015	-
	Indeno(1,2,3-c,d)pyrene	µg/L	0.005	0.025[#16]	See BaP[#17]	<0.005	<0.01	<0.01	<0.01	<0.005	<0.025	<0.005	-	<0.01	0.0142	<0.01	<0.005	<0.015	-
	PAH 16 Total	µg/L	0.082			0.106	<0.164	<0.164	<0.164	<0.082	<0.41	<0.082	-	<0.164	<0.082	<0.164	0.191	<0.246	-

						Investigation Phase	GI	LTM	LTM	LTM	LTM	LTM	LTM	LTM	LTM	LTM	GI	LTM	LTM	LTM
						Location_Code	WS17004	WS17004	WS17004	WS17005	WS17005	WS17005	WS17005	WS17005	WS17005	WS17005	WS17005	WS17005	WS17006	WS17006
						Sampled_Date	22/04/2020	16/07/2020	15/10/2020	16/12/2020	01/05/2020	03/06/2020	14/10/2020	24/11/2020	13/08/2020	15/07/2020	22/04/2020	07/05/2020	27/01/2021	25/11/2020
						Sample_Depth	4.00	4.46	4.50	0.55	3.00	4.50	1.47	1.56	2.73	4.00	4.50	2.50	1.36	1.51
				UK Drinking Water Standards (GAC)	UK Freshwater EQS (GAC)															
Chem_Group	**ChemName**	**output unit**	**EQL**																	
TPH CWG	>C5-C6 Aliphatics	µg/L	10	See TPH	See TPH	186	<10	<10	76	126	255	<10	-	<10	24	277	<10	-	-
	>C6-C8 Aliphatics	µg/L	10	See TPH	See TPH	1780	19	<10	1620	1360	1310	21	-	108	301	2850	<10	-	-
	>C8-C10 Aliphatics	µg/L	10	See TPH	See TPH	1190	28	<10	2490	749	389	11	-	63	195	1240	<10	-	-
	>C10-C12 Aliphatics	µg/L	10	See TPH	See TPH	179	<10	<10	234	118	109	<10	-	10	32	159	<10	-	-
	>C12-C16 Aliphatics	µg/L	10	See TPH	See TPH	<10	<20	<20	<20	<10	<50	<10	-	<20	<10	<20	<10	-	-
	>C16-C21 Aliphatics	µg/L	10	See TPH	See TPH	<10	<20	<20	<20	<10	67	<10	-	<20	<10	<20	<10	-	-
	>C21-C35 Aliphatics	µg/L	10	See TPH	See TPH	48	<20	<20	<20	53	672	<10	-	<20	<10	143	<10	-	-
	>C16-C35 Aliphatics	µg/L	10			48	<20	<20	<20	53	739	<10	-	<20	<10	143	<10	-	-
	Total Aliphatics >C12-C35	µg/L	10			48	<20	<20	<20	53	739	<10	-	<20	<10	143	<10	-	-
	>EC5-EC7 Aromatics	µg/L	10	See TPH	See TPH	-	-	-	<10	-	-	-	-	-	-	-	-	-	-
	>EC6-EC7 Aromatics	µg/L	10			<10	<10	<10	-	<10	<10	<10	-	<10	<10	<10	<10	-	-
	>EC7-EC8 Aromatics	µg/L	10	See TPH	See TPH	<10	<10	<10	<10	<10	<10	<10	-	<10	<10	<10	<10	-	-
	>EC8-EC10 Aromatics	µg/L	10	See TPH	See TPH	1730	25	<10	1660	929	732	<10	-	43	130	1600	<10	-	-
	>EC10-EC12 Aromatics	µg/L	10	See TPH	See TPH	119	<10	<10	156	78	73	<10	-	<10	21	106	<10	-	-
	>EC12-EC16 Aromatics	µg/L	10	See TPH	See TPH	18	<20	<20	<20	<10	<50	<10	-	<20	12	29	<10	-	-
	>EC16-EC21 Aromatics	µg/L	10	See TPH	See TPH	<10	<20	<20	<20	<10	<50	<10	-	<20	15	<20	<10	-	-
	>EC21-EC35 Aromatics	µg/L	10	See TPH	See TPH	<10	<20	<20	<20	<10	<50	<10	-	<20	<10	<20	<10	-	-
	Total Aromatics >EC12-EC35	µg/L	10			18	<20	<20	<20	<10	<50	<10	-	<20	27	29	<10	-	-
	TPH >C5-C35 Aliphatics/Aromatics	µg/L	10	|10[#18]	|50[#19]	5250	92	<10	6240	3410	3610	54	-	241	728	6410	11	-	-
TPH	>C8-C10	µg/L	10			-	-	-	-	-	-	-	-	-	-	-	-	665	-
	GRO >C7-8	µg/L	10			-	-	-	-	-	-	-	-	-	-	-	-	74	-
	EPH/TPH >C10-12	µg/L	200			-	-	-	-	-	-	-	-	-	-	-	-	<300	-
	EPH/TPH >C12-16	µg/L	200			-	-	-	-	-	-	-	-	-	-	-	-	340	-
	EPH/TPH >C16-21	µg/L	200			-	-	-	-	-	-	-	-	-	-	-	-	<300	-
	EPH/TPH >C35-40	µg/L	200			-	-	-	-	-	-	-	-	-	-	-	-	<300	-
	EPH >C10-40	µg/L	200			-	-	-	-	-	-	-	-	-	-	-	-	848	-
	EPH/TPH >C21-28	µg/L	200			-	-	-	-	-	-	-	-	-	-	-	-	<300	-
	EPH/TPH >C28-35	µg/L	200			-	-	-	-	-	-	-	-	-	-	-	-	<300	-
	Total EPH C6-40	µg/L	100			-	-	-	-	-	-	-	-	-	-	-	-	1600	-
	GRO >C5-12	µg/L	50			5190	92	<50	6240	3360	2870	54	-	241	702	6230	<50	1020	-
	GRO>C10-12	µg/L	10			-	-	-	-	-	-	-	-	-	-	-	-	250	-
	GRO >C5-6	µg/L	10			-	-	-	-	-	-	-	-	-	-	-	-	12	-
	GRO >C6-7	µg/L	10			-	-	-	-	-	-	-	-	-	-	-	-	17	-
BTEX and MTBE	Benzene	µg/L	1	1[#1]	10[#2]	<7	<7	<7	<1	<7	<7	<7	-	<7	<7	<7	<7	<7	-
	Toluene	µg/L	1	700[#20]	74[#2]	<4	<4	<4	<1	<4	<4	<4	-	<4	<4	<4	<4	<4	-
	Ethylbenzene	µg/L	1	300[#20]	20[#21]	923	<5	<5	<1	392	351	<5	-	<5	<5	773	<5	<5	-
	Xylene (m & p)	µg/L	1	250[#22]	15[#23]	<8	<8	<8	<1	<8	<8	<8	-	<8	<8	<8	<8	<8	-
	Xylene (o)	µg/L	1	250[#22]	15[#23]	16	5	<3	<1	37	123	<3	-	<3	<3	7	<3	<3	-
	Xylene Total	µg/L	2	500[#20]	30[#3]	16	<11	<11	<11	37	123	<11	-	<11	<11	<11	<11	<11	-
	MTBE	µg/L	1	15[#24]	15[#25]	<3	<3	<3	<1	<3	<3	<3	-	<3	<3	<3	<3	<3	-
	Total BTEX	µg/L	28			939	<28	<28	<28	429	474	<28	-	<28	<28	773	<28	<28	-
VOC	Styrene	µg/L	1		50[#3]	-	-	-	<1	-	-	-	-	-	-	-	-	-	-
	cis-1,3-dichloropropene	µg/L	1			-	-	-	<1	-	-	-	-	-	-	-	-	-	-
	trans-1,3-dichloropropene	µg/L	1			-	-	-	<1	-	-	-	-	-	-	-	-	-	-
	1,1,1,2-tetrachloroethane	µg/L	1		70[#26]	-	-	-	<1	-	-	-	-	-	-	-	-	-	-
	1,1,1-trichloroethane	µg/L	1	2000[#27]	100[#3]	-	-	-	<1	-	-	-	-	-	-	-	-	-	-
	1,1,2,2-tetrachloroethane	µg/L	1		70[#26]	-	-	-	<1	-	-	-	-	-	-	-	-	-	-
	1,1,2-trichloroethane	µg/L	1		400[#3]	-	-	-	<1	-	-	-	-	-	-	-	-	-	-
	1,1-dichloroethane	µg/L	1	2.8[#28]		-	-	-	<1	-	-	-	-	-	-	-	-	-	-
	1,1-dichloroethene	µg/L	1	140[#29]		-	-	-	<1	-	-	-	-	-	-	-	-	-	-
	1,1-dichloropropene	µg/L	1			-	-	-	<1	-	-	-	-	-	-	-	-	-	-
	1,2,3-trichloropropane	µg/L	1			-	-	-	<1	-	-	-	-	-	-	-	-	-	-
	1,2,4-trimethylbenzene	µg/L	1			-	-	-	<1	-	-	-	-	-	-	-	-	-	-
	1,2-dibromo-3-chloropropane	µg/L	1			-	-	-	<1	-	-	-	-	-	-	-	-	-	-
	1,2-dibromoethane	µg/L	1			-	-	-	<1	-	-	-	-	-	-	-	-	-	-
	1,2-dichloroethane	µg/L	1	3[#1]	10[#2]	-	-	-	<1	-	-	-	-	-	-	-	-	-	-
	1,2-dichloropropane	µg/L	1			-	-	-	<1	-	-	-	-	-	-	-	-	-	-
	1,3,5-trimethylbenzene	µg/L	1			-	-	-	<1	-	-	-	-	-	-	-	-	-	-
	1,3-dichloropropane	µg/L	1			-	-	-	<1	-	-	-	-	-	-	-	-	-	-
	2,2-dichloropropane	µg/L	1			-	-	-	<1	-	-	-	-	-	-	-	-	-	-
	2-chlorotoluene	µg/L	1			-	-	-	<1	-	-	-	-	-	-	-	-	-	-
	4-chlorotoluene	µg/L	1			-	-	-	<1	-	-	-	-	-	-	-	-	-	-
	Bromobenzene	µg/L	1			-	-	-	<1	-	-	-	-	-	-	-	-	-	-
	Bromochloromethane	µg/L	1			-	-	-	<1	-	-	-	-	-	-	-	-	-	-
	Bromodichloromethane	µg/L	1	25[#30]		-	-	-	<1	-	-	-	-	-	-	-	-	-	-
	Bromoform	µg/L	1	25[#30]		-	-	-	<1	-	-	-	-	-	-	-	-	-	-
	Bromomethane	µg/L	1			-	-	-	<1	-	-	-	-	-	-	-	-	-	-
	Carbon disulfide	µg/L	1			-	-	-	<1	-	-	-	-	-	-	-	-	-	-
	Carbon tetrachloride	µg/L	1	3[#1]	12[#2]	-	-	-	<1	-	-	-	-	-	-	-	-	-	-

					Investigation Phase	GI	LTM	LTM	LTM	LTM	LTM	LTM	LTM	LTM	LTM	GI	LTM	LTM	LTM
					Location_Code	WS17004	WS17004	WS17004	WS17005	WS17005	WS17005	WS17005	WS17005	WS17005	WS17005	WS17005	WS17005	WS17006	WS17006	WS17006
					Sampled_Date	22/04/2020	16/07/2020	15/10/2020	16/12/2020	01/05/2020	03/06/2020	14/10/2020	24/11/2020	13/08/2020	15/07/2020	22/04/2020	07/05/2020	27/01/2021	25/11/2020
					Sample_Depth	4.00	4.46	4.50	0.55	3.00	4.50	1.47	1.56	2.73	4.00	4.50	2.50	1.36	1.51
				UK Drinking Water Standards (GAC)	UK Freshwater EQS (GAC)														
Chem_Group	**ChemName**	**output unit**	**EQL**																
	Chlorodibromomethane	µg/L	1	25[#30]		-	-	-	<1	-	-	-	-	-	-	-	-	-	-
	Chloroethane	µg/L	1			-	-	-	<1	-	-	-	-	-	-	-	-	-	-
	Chloroform	µg/L	1	25[#30]	2.5[#2]	-	-	-	<1	-	-	-	-	-	-	-	-	-	-
	Chloromethane	µg/L	1			-	-	-	<1	-	-	-	-	-	-	-	-	-	-
	cis-1,2-dichloroethene	µg/L	1	25[#31]		-	-	-	<1	-	-	-	-	-	-	-	-	-	-
	Dibromomethane	µg/L	1			-	-	-	<1	-	-	-	-	-	-	-	-	-	-
	Dichlorodifluoromethane	µg/L	1			-	-	-	<1	-	-	-	-	-	-	-	-	-	-
	Dichloromethane	µg/L	3		20[#2]	-	-	-	<3	-	-	-	-	-	-	-	-	-	-
	Isopropylbenzene	µg/L	1			-	-	-	<1	-	-	-	-	-	-	-	-	-	-
	n-butylbenzene	µg/L	1			-	-	-	<1	-	-	-	-	-	-	-	-	-	-
	n-propylbenzene	µg/L	1			-	-	-	<1	-	-	-	-	-	-	-	-	-	-
	p-isopropyltoluene	µg/L	1			-	-	-	<1	-	-	-	-	-	-	-	-	-	-
	sec-butylbenzene	µg/L	1			-	-	-	<1	-	-	-	-	-	-	-	-	-	-
	Trichloroethene	µg/L	1	5[#32]	10[#2]	-	-	-	<1	-	-	-	-	-	-	-	-	-	-
	tert-butylbenzene	µg/L	1			-	-	-	<1	-	-	-	-	-	-	-	-	-	-
	Tetrachloroethene	µg/L	1	5[#32]	10[#2]	-	-	-	<1	-	-	-	-	-	-	-	-	-	-
	trans-1,2-dichloroethene	µg/L	1	25[#31]		-	-	-	<1	-	-	-	-	-	-	-	-	-	-
	Trichlorofluoromethane	µg/L	1			-	-	-	<1	-	-	-	-	-	-	-	-	-	-
	Vinyl chloride	µg/L	1	0.5[#1]		-	-	-	<1	-	-	-	-	-	-	-	-	-	-
	tert-Amyl methyl ether	µg/L	1			-	-	-	<1	-	-	-	-	-	-	-	-	-	-
VOC/SVOC	1,2,3-trichlorobenzene	µg/L	0.01		0.13[#33]	-	-	-	<1	-	-	-	-	-	-	-	-	-	-
	1,2,4-trichlorobenzene	µg/L	0.01		0.13[#33]	-	-	-	<1	-	-	-	-	-	-	-	-	-	-
	1,2-dichlorobenzene	µg/L	1		6.7[#34]	-	-	-	<1	-	-	-	-	-	-	-	-	-	-
	1,3,5-Trichlorobenzene	µg/L	0.01		0.13[#33]	-	-	-	<1	-	-	-	-	-	-	-	-	-	-
	1,3-dichlorobenzene	µg/L	1		6.7[#34]	-	-	-	<1	-	-	-	-	-	-	-	-	-	-
	1,4-dichlorobenzene	µg/L	1		6.7[#34]	-	-	-	<1	-	-	-	-	-	-	-	-	-	-
	Chlorobenzene	µg/L	1	100[#35]		-	-	-	<1	-	-	-	-	-	-	-	-	-	-
	Hexachlorobutadiene	µg/L	0.01		0.6(MAC)[#10]	-	-	-	<1	-	-	-	-	-	-	-	-	-	-
SVOC	4-bromophenyl phenyl ether	µg/L	1			-	-	-	<8	-	-	-	-	-	-	-	-	-	-
	4-nitroaniline	µg/L	1			-	-	-	<8	-	-	-	-	-	-	-	-	-	-
	4-nitrophenol	µg/L	1			-	-	-	<8	-	-	-	-	-	-	-	-	-	-
	2,4,5-trichlorophenol	µg/L	1			-	-	-	<8	-	-	-	-	-	-	-	-	-	-
	2,4,6-trichlorophenol	µg/L	1			-	-	-	<8	-	-	-	-	-	-	-	-	-	-
	2,4-dichlorophenol	µg/L	1		4.2[#2]	-	-	-	<8	-	-	-	-	-	-	-	-	-	-
	2,4-dimethylphenol	µg/L	1			-	-	-	<8	-	-	-	-	-	-	-	-	-	-
	2,4-dinitrotoluene	µg/L	1			-	-	-	<8	-	-	-	-	-	-	-	-	-	-
	2,6-dinitrotoluene	µg/L	1			-	-	-	<8	-	-	-	-	-	-	-	-	-	-
	2-chloronaphthalene	µg/L	1			-	-	-	<8	-	-	-	-	-	-	-	-	-	-
	2-chlorophenol	µg/L	1		50[#3]	-	-	-	<8	-	-	-	-	-	-	-	-	-	-
	2-methylnaphthalene	µg/L	1			-	-	-	<8	-	-	-	-	-	-	-	-	-	-
	2-methylphenol	µg/L	1			-	-	-	<8	-	-	-	-	-	-	-	-	-	-
	2-nitroaniline	µg/L	1			-	-	-	<8	-	-	-	-	-	-	-	-	-	-
	2-nitrophenol	µg/L	1			-	-	-	<8	-	-	-	-	-	-	-	-	-	-
	3-nitroaniline	µg/L	1			-	-	-	<8	-	-	-	-	-	-	-	-	-	-
	4,6-Dinitro-2-methylphenol	µg/L				-	-	-	-	-	-	-	-	-	-	-	-	-	-
	4-chloro-3-methylphenol	µg/L	1		40[#3]	-	-	-	<8	-	-	-	-	-	-	-	-	-	-
	4-chloroaniline	µg/L	1			-	-	-	<8	-	-	-	-	-	-	-	-	-	-
	4-chlorophenyl phenyl ether	µg/L	1			-	-	-	<8	-	-	-	-	-	-	-	-	-	-
	4-methylphenol	µg/L	1			-	-	-	<8	-	-	-	-	-	-	-	-	-	-
	Azobenzene	µg/L	1			-	-	-	<8	-	-	-	-	-	-	-	-	-	-
	Bis(2-chloroethoxy) methane	µg/L	1			-	-	-	<8	-	-	-	-	-	-	-	-	-	-
	Bis(2-chloroethyl)ether	µg/L	1			-	-	-	<8	-	-	-	-	-	-	-	-	-	-
	Bis(2-ethylhexyl) phthalate	µg/L	2		1.3[#2]	-	-	-	24.8	-	-	-	-	-	-	-	-	-	-
	Butyl benzyl phthalate	µg/L	1		7.5[#2]	-	-	-	<8	-	-	-	-	-	-	-	-	-	-
	Carbazole	µg/L	1			-	-	-	<8	-	-	-	-	-	-	-	-	-	-
	Dibenzofuran	µg/L	1			-	-	-	<8	-	-	-	-	-	-	-	-	-	-
	Diethylphthalate	µg/L	1		200[#3]	-	-	-	<8	-	-	-	-	-	-	-	-	-	-
	Dimethyl phthalate	µg/L	1		800[#3]	-	-	-	<8	-	-	-	-	-	-	-	-	-	-
	Di-n-butyl phthalate	µg/L	1		8[#3]	-	-	-	<8	-	-	-	-	-	-	-	-	-	-
	Di-n-octyl phthalate	µg/L	5		20[#3]	-	-	-	<40	-	-	-	-	-	-	-	-	-	-
	Hexachlorobenzene	µg/L	0.01		0.05(MAC)[#10]	-	-	-	<8	-	-	-	-	-	-	-	-	-	-
	Hexachlorocyclopentadiene	µg/L	1			-	-	-	<8	-	-	-	-	-	-	-	-	-	-
	Hexachloroethane	µg/L	1			-	-	-	<8	-	-	-	-	-	-	-	-	-	-
	Isophorone	µg/L	1			-	-	-	<8	-	-	-	-	-	-	-	-	-	-
	Nitrobenzene	µg/L	1			-	-	-	<8	-	-	-	-	-	-	-	-	-	-
	N-nitrosodi-n-propylamine	µg/L	1			-	-	-	<8	-	-	-	-	-	-	-	-	-	-
	Pentachlorobenzene	µg/L	0.01		0.007[#2]	-	-	-	-	-	-	-	-	-	-	-	-	-	-
	Pentachloronitrobenzene	µg/L	0.01			-	-	-	-	-	-	-	-	-	-	-	-	-	-
	Pentachlorophenol	µg/L	1		0.4[#2]	-	-	-	<8	-	-	-	-	-	-	-	-	-	-

						Investigation Phase	GI	LTM	LTM	LTM	LTM	LTM	LTM	LTM	LTM	LTM	GI	LTM	LTM	LTM
						Location_Code	WS17004	WS17004	WS17004	WS17005	WS17005	WS17005	WS17005	WS17005	WS17005	WS17005	WS17005	WS17006	WS17006	WS17006
						Sampled_Date	22/04/2020	16/07/2020	15/10/2020	16/12/2020	01/05/2020	03/06/2020	14/10/2020	24/11/2020	13/08/2020	15/07/2020	22/04/2020	07/05/2020	27/01/2021	25/11/2020
						Sample_Depth	4.00	4.46	4.50	0.55	3.00	4.50	1.47	1.56	2.73	4.00	4.50	2.50	1.36	1.51
				UK Drinking Water Standards (GAC)	UK Freshwater EQS (GAC)															
Chem_Group	**ChemName**	**output unit**	**EQL**																	
PCB	Heptachlorobiphenyl, 2,3,3,4,4,5,5- (PCB 189)	µg/L	0.015			-	-	-	-	-	-	-	-	-	-	-	-	-	-	
	Hexachlorobiphenyl, 2,3,3,4,4,5- (PCB 156)	µg/L	0.015			-	-	-	-	-	-	-	-	-	-	-	-	-	-	
	Hexachlorobiphenyl, 2,3,3,4,4,5- (PCB 157)	µg/L	0.015			-	-	-	-	-	-	-	-	-	-	-	-	-	-	
	Hexachlorobiphenyl, 2,3,4,4,5,5- (PCB 167)	µg/L	0.015			-	-	-	-	-	-	-	-	-	-	-	-	-	-	
	Hexachlorobiphenyl, 3,3,4,4,5,5- (PCB 169)	µg/L	0.015			-	-	-	-	-	-	-	-	-	-	-	-	-	-	
	PCB 101	µg/L	0.015			-	-	-	-	-	-	-	-	-	-	-	-	-	-	
	PCB 118	µg/L	0.015			-	-	-	-	-	-	-	-	-	-	-	-	-	-	
	PCB 138	µg/L	0.015			-	-	-	-	-	-	-	-	-	-	-	-	-	-	
	PCB 153	µg/L	0.015			-	-	-	-	-	-	-	-	-	-	-	-	-	-	
	PCB 180	µg/L	0.015			-	-	-	-	-	-	-	-	-	-	-	-	-	-	
	PCB 28	µg/L	0.015			-	-	-	-	-	-	-	-	-	-	-	-	-	-	
	PCB 52	µg/L	0.015			-	-	-	-	-	-	-	-	-	-	-	-	-	-	
	Pentachlorobiphenyl, 2,3,3,4,4- (PCB 105)	µg/L	0.015			-	-	-	-	-	-	-	-	-	-	-	-	-	-	
	Pentachlorobiphenyl, 2,3,4,4,5- (PCB 114)	µg/L	0.015			-	-	-	-	-	-	-	-	-	-	-	-	-	-	
	Pentachlorobiphenyl, 2,3,4,4,5- (PCB 123)	µg/L	0.015			-	-	-	-	-	-	-	-	-	-	-	-	-	-	
	Pentachlorobiphenyl, 3,3,4,4,5- (PCB 126)	µg/L	0.015			-	-	-	-	-	-	-	-	-	-	-	-	-	-	
	Tetrachlorobiphenyl, 3,3,4,4- (PCB 77)	µg/L	0.015			-	-	-	-	-	-	-	-	-	-	-	-	-	-	
	Tetrachlorobiphenyl, 3,4,4,5- (PCB 81)	µg/L	0.015			-	-	-	-	-	-	-	-	-	-	-	-	-	-	
	Total PCB 7 Congeners	µg/L	0.105			-	-	-	-	-	-	-	-	-	-	-	-	-	-	
	Total PCB WHO 12	µg/L	0.18			-	-	-		-	-	-		-	-	-	-			
Phenolics	Xylenols (Filtered)	µg/L	0.5			5.86	<0.5	<0.5	8.31	22.3	12.6	<0.5	-	<5	<5	10	<0.5	5.91	-	
	Cresol Total (Filtered)	µg/L	0.5			10.3	2.03	<0.5	15.4	10.5	9.9	1.39	-	27.2	78.6	33.1	3.34	48.1	-	
	Phenol	µg/L	1	5800[#28]	7.7[#2]	-	-	-	<8	-	-	-	-	-	-	-	-	-	-	
	Phenol (Filtered)	µg/L	0.5	5800[#28]	7.7[#2]	9.49	<0.5	<0.5	23.9	<5	14.8	0.95	-	9.24	9.79	30.4	2.74	8.54	-	
	Phenols Monohydric (Filtered)	µg/L	0.5			25.7	2.03	<0.5	47.6	32.8	37.3	2.34	-	36.4	88.4	73.5	6.08	62.6	-	
Organotins	Tributyltin	µg/L	0.001		0.0002[#2]	-	-	-	-	-	-	-	-	-	-	-	-	-	-	
Pesticides	1-(3.4-Dichlorophenyl) urea (DCPU)	µg/l				-	-	-	-	-	-	-	-	-	-	-	-	-	-	
	2-(4-Chlorophenoxy)propionic acid, 4-CPP	µg/l				-	-	-	-	-	-	-	-	-	-	-	-	-	-	
	2-amino-N-(isopropyl)benzamide	µg/l				-	-	-	-	-	-	-	-	-	-	-	-	-	-	
	2-Chloro-2.6-diethylacetanilide	µg/l				-	-	-	-	-	-	-	-	-	-	-	-	-	-	
	Acibenzolar-S-methyl	µg/l				-	-	-	-	-	-	-	-	-	-	-	-	-	-	
	Aminopyralid	µg/l				-	-	-	-	-	-	-	-	-	-	-	-	-	-	
	Azoxystrobin	µg/L				-	-	-	-	-	-	-	-	-	-	-	-	-	-	
	BAM	µg/l				-	-	-	-	-	-	-	-	-	-	-	-	-	-	
	Benalaxyl	µg/l				-	-	-	-	-	-	-	-	-	-	-	-	-	-	
	Bentazone methyl	µg/l				-	-	-	-	-	-	-	-	-	-	-	-	-	-	
	Bifenox	µg/L				-	-	-	-	-	-	-	-	-	-	-	-	-	-	
	Bitertanol	µg/l				-	-	-	-	-	-	-	-	-	-	-	-	-	-	
	Boscalid	µg/l				-	-	-	-	-	-	-	-	-	-	-	-	-	-	
	Cadusafos	µg/l				-	-	-	-	-	-	-	-	-	-	-	-	-	-	
	Carfentrazone-ethyl	µg/L				-	-	-	-	-	-	-	-	-	-	-	-	-	-	
	Chloridazon-desphenyl	µg/l				-	-	-	-	-	-	-	-	-	-	-	-	-	-	
	Chloridazon-methyl desphenyl	µg/l				-	-	-	-	-	-	-	-	-	-	-	-	-	-	
	Chlorotoluron-desmethyl	µg/l				-	-	-	-	-	-	-	-	-	-	-	-	-	-	
	Chlorpropham	µg/L			10[#3]	-	-	-	-	-	-	-	-	-	-	-	-	-	-	
	Clodinafop	µg/l				-	-	-	-	-	-	-	-	-	-	-	-	-	-	
	Clomeprop	µg/l				-	-	-	-	-	-	-	-	-	-	-	-	-	-	
	Crimidine	µg/l				-	-	-	-	-	-	-	-	-	-	-	-	-	-	
	Cybutryne (Irgarol)	µg/l				-	-	-	-	-	-	-	-	-	-	-	-	-	-	
	Cyprazine	µg/l				-	-	-	-	-	-	-	-	-	-	-	-	-	-	
	Cyprodinil	µg/L				-	-	-	-	-	-	-	-	-	-	-	-	-	-	
	Dichlofenthion	µg/l				-	-	-	-	-	-	-	-	-	-	-	-	-	-	
	Dichlormid	µg/l				-	-	-	-	-	-	-	-	-	-	-	-	-	-	
	Diethofencarb	µg/l				-	-	-	-	-	-	-	-	-	-	-	-	-	-	
	Difenacoum	µg/l				-	-	-	-	-	-	-	-	-	-	-	-	-	-	
	Dimefuron	µg/l				-	-	-	-	-	-	-	-	-	-	-	-	-	-	
	Dimethachlo	µg/l				-	-	-	-	-	-	-	-	-	-	-	-	-	-	
	Dimethenamid	µg/l				-	-	-	-	-	-	-	-	-	-	-	-	-	-	
	Dimethomorph	µg/l				-	-	-	-	-	-	-	-	-	-	-	-	-	-	
	Dinoterb	µg/l				-	-	-	-	-	-	-	-	-	-	-	-	-	-	
	Diuron desmethyl (DCPMU)	µg/l				-	-	-	-	-	-	-	-	-	-	-	-	-	-	
	Epoxiconazole	µg/l				-	-	-	-	-	-	-	-	-	-	-	-	-	-	
	Etrimphos	µg/L	0.01			-	-	-	-	-	-	-	-	-	-	-	-	-	-	
	Fenoxaprop	µg/l				-	-	-	-	-	-	-	-	-	-	-	-	-	-	
	Fenpropidin	µg/l				-	-	-	-	-	-	-	-	-	-	-	-	-	-	
	Fenuron	µg/l				-	-	-	-	-	-	-	-	-	-	-	-	-	-	
	Fipronil	µg/L				-	-	-	-	-	-	-	-	-	-	-	-	-	-	
	Florasulam	µg/l				-	-	-	-	-	-	-	-	-	-	-	-	-	-	
	Fluazifop	µg/l				-	-	-	-	-	-	-	-	-	-	-	-	-	-	

					Investigation Phase	GI	LTM	LTM	LTM	LTM	LTM	LTM	LTM	LTM	LTM	GI	LTM	LTM	LTM
					Location_Code	WS17004	WS17004	WS17004	WS17005	WS17005	WS17005	WS17005	WS17005	WS17005	WS17005	WS17005	WS17005	WS17006	WS17006	WS17006
					Sampled_Date	22/04/2020	16/07/2020	15/10/2020	16/12/2020	01/05/2020	03/06/2020	14/10/2020	24/11/2020	13/08/2020	15/07/2020	22/04/2020	07/05/2020	27/01/2021	25/11/2020
					Sample_Depth	4.00	4.46	4.50	0.55	3.00	4.50	1.47	1.56	2.73	4.00	4.50	2.50	1.36	1.51
				UK Drinking Water Standards (GAC)	UK Freshwater EQS (GAC)															
Chem_Group	**ChemName**	**output unit**	**EQL**																	
	Fluazifop-P-butyl	µg/L				-	-	-	-	-	-	-	-	-	-	-	-	-	-	-
	Foramsulfuron	µg/l				-	-	-	-	-	-	-	-	-	-	-	-	-	-	-
	Furathiocarb	µg/l				-	-	-	-	-	-	-	-	-	-	-	-	-	-	-
	Haloxyfop	µg/l				-	-	-	-	-	-	-	-	-	-	-	-	-	-	-
	Haloxyfop-p-methyl	µg/l				-	-	-	-	-	-	-	-	-	-	-	-	-	-	-
	Heptachlor epoxide	µg/L	0.01	0.03[#1]		-	-	-	-	-	-	-	-	-	-	-	-	-	-	-
	Imazamox	µg/l				-	-	-	-	-	-	-	-	-	-	-	-	-	-	-
	Indoxacarb	µg/L				-	-	-	-	-	-	-	-	-	-	-	-	-	-	-
	Isoproturon-desmethyl	µg/l				-	-	-	-	-	-	-	-	-	-	-	-	-	-	-
	Isoproturon-monodesmethyl	µg/l				-	-	-	-	-	-	-	-	-	-	-	-	-	-	-
	Isopyrazam	µg/l				-	-	-	-	-	-	-	-	-	-	-	-	-	-	-
	Kresoxim-methyl	µg/l				-	-	-	-	-	-	-	-	-	-	-	-	-	-	-
	Malaoxon	µg/l				-	-	-	-	-	-	-	-	-	-	-	-	-	-	-
	Mandipropamid	µg/l				-	-	-	-	-	-	-	-	-	-	-	-	-	-	-
	Mecarbam	µg/l				-	-	-	-	-	-	-	-	-	-	-	-	-	-	-
	Mesotrione	µg/l				-	-	-	-	-	-	-	-	-	-	-	-	-	-	-
	Metconazole	µg/l				-	-	-	-	-	-	-	-	-	-	-	-	-	-	-
	Metribuzin-desamino	µg/l				-	-	-	-	-	-	-	-	-	-	-	-	-	-	-
	Naptalam	µg/l				-	-	-	-	-	-	-	-	-	-	-	-	-	-	-
	Nicosulfuron	µg/l				-	-	-	-	-	-	-	-	-	-	-	-	-	-	-
	Nuarimol	µg/l				-	-	-	-	-	-	-	-	-	-	-	-	-	-	-
	Oxadixyl	µg/l				-	-	-	-	-	-	-	-	-	-	-	-	-	-	-
	Paraoxon-ethyl	µg/l				-	-	-	-	-	-	-	-	-	-	-	-	-	-	-
	Parathion-ethyl	µg/l				-	-	-	-	-	-	-	-	-	-	-	-	-	-	-
	Penconazole	µg/l				-	-	-	-	-	-	-	-	-	-	-	-	-	-	-
	Pencycuron	µg/l				-	-	-	-	-	-	-	-	-	-	-	-	-	-	-
	Phosphamidon II (E)	µg/l	0.01			-	-	-	-	-	-	-	-	-	-	-	-	-	-	-
	Pretilachlor	µg/l				-	-	-	-	-	-	-	-	-	-	-	-	-	-	-
	Primisulfuron-methyl	µg/l				-	-	-	-	-	-	-	-	-	-	-	-	-	-	-
	Prodiamine	µg/l				-	-	-	-	-	-	-	-	-	-	-	-	-	-	-
	Propaquizafop	µg/l				-	-	-	-	-	-	-	-	-	-	-	-	-	-	-
	Propetamphos	µg/L	0.01		0.03[#3]	-	-	-	-	-	-	-	-	-	-	-	-	-	-	-
	Prosulfocarb	µg/l				-	-	-	-	-	-	-	-	-	-	-	-	-	-	-
	Prothioconazole	µg/l				-	-	-	-	-	-	-	-	-	-	-	-	-	-	-
	Pyribenzoxim	µg/l				-	-	-	-	-	-	-	-	-	-	-	-	-	-	-
	Quinmerac	µg/l				-	-	-	-	-	-	-	-	-	-	-	-	-	-	-
	Quizalofop	µg/l				-	-	-	-	-	-	-	-	-	-	-	-	-	-	-
	Rimsulfuron	µg/l				-	-	-	-	-	-	-	-	-	-	-	-	-	-	-
	Sebuthylazine	µg/l				-	-	-	-	-	-	-	-	-	-	-	-	-	-	-
	Simazine-2-hydroxy	µg/l				-	-	-	-	-	-	-	-	-	-	-	-	-	-	-
	Sodium Acifluorfen	µg/L				-	-	-	-	-	-	-	-	-	-	-	-	-	-	-
	Sulfosulfuron	µg/l				-	-	-	-	-	-	-	-	-	-	-	-	-	-	-
	Tecnazene	µg/L	0.01		1[#3]	-	-	-	-	-	-	-	-	-	-	-	-	-	-	-
	Teflubenzuron	µg/l				-	-	-	-	-	-	-	-	-	-	-	-	-	-	-
	Terbuthylazine-desethyl	µg/l				-	-	-	-	-	-	-	-	-	-	-	-	-	-	-
	Terbuthylazine-desethyl-2-hydroxy	µg/l				-	-	-	-	-	-	-	-	-	-	-	-	-	-	-
	Terbuthylazine-hydroxy	µg/l				-	-	-	-	-	-	-	-	-	-	-	-	-	-	-
	Thiabendazole	µg/L			5[#3]	-	-	-	-	-	-	-	-	-	-	-	-	-	-	-
	Thiamethoxam	µg/L				-	-	-	-	-	-	-	-	-	-	-	-	-	-	-
	Tribenuron-methyl	µg/L				-	-	-	-	-	-	-	-	-	-	-	-	-	-	-
	Trietazine	µg/L	0.01			-	-	-	-	-	-	-	-	-	-	-	-	-	-	-
	Trifloxysulfuron-sodium	µg/l				-	-	-	-	-	-	-	-	-	-	-	-	-	-	-
	Triflusulfuron-methyl	µg/l				-	-	-	-	-	-	-	-	-	-	-	-	-	-	-
	Triforine	µg/l				-	-	-	-	-	-	-	-	-	-	-	-	-	-	-
	Triticonazole	µg/l				-	-	-	-	-	-	-	-	-	-	-	-	-	-	-
	Desmetryn	mg/L				-	-	-	-	-	-	-	-	-	-	-	-	-	-	-
	Simetryn	mg/L				-	-	-	-	-	-	-	-	-	-	-	-	-	-	-
	Clothianidin	µg/L				-	-	-	-	-	-	-	-	-	-	-	-	-	-	-
	Cymoxanil	µg/L				-	-	-	-	-	-	-	-	-	-	-	-	-	-	-
	Fluazifop-butyl	µg/L				-	-	-	-	-	-	-	-	-	-	-	-	-	-	-
	Imazamethabenz-methyl	µg/L				-	-	-	-	-	-	-	-	-	-	-	-	-	-	-
	Mesosulfuron-methyl	µg/L				-	-	-	-	-	-	-	-	-	-	-	-	-	-	-
	Metamitron	µg/L				-	-	-	-	-	-	-	-	-	-	-	-	-	-	-
	Metobromuron	µg/L				-	-	-	-	-	-	-	-	-	-	-	-	-	-	-
	Monuron	µg/L				-	-	-	-	-	-	-	-	-	-	-	-	-	-	-
	Secbumeton	µg/L				-	-	-	-	-	-	-	-	-	-	-	-	-	-	-
	Spiroxamine	µg/L				-	-	-	-	-	-	-	-	-	-	-	-	-	-	-
	Clomazon	µg/L				-	-	-	-	-	-	-	-	-	-	-	-	-	-	-
	Metazachlor	µg/L	0.01			-	-	-	-	-	-	-	-	-	-	-	-	-	-	-

					Investigation Phase	GI	LTM	LTM	LTM	LTM	LTM	LTM	LTM	LTM	LTM	GI	LTM	LTM	LTM
					Location_Code	WS17004	WS17004	WS17004	WS17005	WS17005	WS17005	WS17005	WS17005	WS17005	WS17005	WS17005	WS17005	WS17006	WS17006	WS17006
					Sampled_Date	22/04/2020	16/07/2020	15/10/2020	16/12/2020	01/05/2020	03/06/2020	14/10/2020	24/11/2020	13/08/2020	15/07/2020	22/04/2020	07/05/2020	27/01/2021	25/11/2020
					Sample_Depth	4.00	4.46	4.50	0.55	3.00	4.50	1.47	1.56	2.73	4.00	4.50	2.50	1.36	1.51
				UK Drinking Water Standards (GAC)	UK Freshwater EQS (GAC)															
Chem_Group	**ChemName**	**output unit**	**EQL**																	
	Methabenzthiazuran	µg/L				-	-	-	-	-	-	-	-	-	-	-	-	-	-	-
	Iprovalicarb	µg/L				-	-	-	-	-	-	-	-	-	-	-	-	-	-	-
	Chloroxuron	µg/L				-	-	-	-	-	-	-	-	-	-	-	-	-	-	-
	Neburon	µg/L				-	-	-	-	-	-	-	-	-	-	-	-	-	-	-
	Metribuzin	µg/L				-	-	-	-	-	-	-	-	-	-	-	-	-	-	-
	2,3,6-Trichlorobenzoic Acid (Tba)	µg/L				-	-	-	-	-	-	-	-	-	-	-	-	-	-	-
	2,4,5-Trichlorophenoxy Acetic Acid	µg/L				-	-	-	-	-	-	-	-	-	-	-	-	-	-	-
	2,4,5-TP (Silvex)	µg/L				-	-	-	-	-	-	-	-	-	-	-	-	-	-	-
	Pyrimethanil	µg/L				-	-	-	-	-	-	-	-	-	-	-	-	-	-	-
	Hedonal	µg/L			0.3[#2]	-	-	-	-	-	-	-	-	-	-	-	-	-	-	-
	2,4-DDT	µg/L	0.01		0.00625[#36]	-	-	-	-	-	-	-	-	-	-	-	-	-	-	-
	Propachlor	µg/L	0.01			-	-	-	-	-	-	-	-	-	-	-	-	-	-	-
	Propamocarb	µg/L				-	-	-	-	-	-	-	-	-	-	-	-	-	-	-
	2,4-Dichlorprop	µg/L				-	-	-	-	-	-	-	-	-	-	-	-	-	-	-
	3-Hydroxy Carbofuran	µg/L				-	-	-	-	-	-	-	-	-	-	-	-	-	-	-
	4-(2,4-Dichlorophenoxy)butyric Acid (2,4-DB)	µg/L				-	-	-	-	-	-	-	-	-	-	-	-	-	-	-
	4,4-DDE	µg/L	0.01		0.00625[#36]	-	-	-	-	-	-	-	-	-	-	-	-	-	-	-
	4-Bromo-3,5-dimethylphenyl-N-methylcarbamate	µg/L				-	-	-	-	-	-	-	-	-	-	-	-	-	-	-
	a-BHC	µg/L	0.01			-	-	-	-	-	-	-	-	-	-	-	-	-	-	-
	Acetochlor	µg/L				-	-	-	-	-	-	-	-	-	-	-	-	-	-	-
	Aldicarb	µg/L				-	-	-	-	-	-	-	-	-	-	-	-	-	-	-
	Aldicarb sulfone	µg/L				-	-	-	-	-	-	-	-	-	-	-	-	-	-	-
	Aldrin	µg/L	0.01	0.03[#1]	0.0025[#37]	-	-	-	-	-	-	-	-	-	-	-	-	-	-	-
	Ametryn	µg/L				-	-	-	-	-	-	-	-	-	-	-	-	-	-	-
	Amidosulfuron	µg/L				-	-	-	-	-	-	-	-	-	-	-	-	-	-	-
	Acetamiprid	µg/L				-	-	-	-	-	-	-	-	-	-	-	-	-	-	-
	Aclonifen	µg/L				-	-	-	-	-	-	-	-	-	-	-	-	-	-	-
	Actril (loxynil)	µg/L			10[#3]	-	-	-	-	-	-	-	-	-	-	-	-	-	-	-
	Atraton	µg/L				-	-	-	-	-	-	-	-	-	-	-	-	-	-	-
	Atrazine	µg/L	0.01		0.6[#2]	-	-	-	-	-	-	-	-	-	-	-	-	-	-	-
	Azinophos methyl	µg/L	0.02		0.01[#7]	-	-	-	-	-	-	-	-	-	-	-	-	-	-	-
	Baygon	µg/L				-	-	-	-	-	-	-	-	-	-	-	-	-	-	-
	b-BHC	µg/L	0.01			-	-	-	-	-	-	-	-	-	-	-	-	-	-	-
	Benazolin	µg/L				-	-	-	-	-	-	-	-	-	-	-	-	-	-	-
	Bendiocarb	µg/L				-	-	-	-	-	-	-	-	-	-	-	-	-	-	-
	Bentazone	µg/L			500[#3]	-	-	-	-	-	-	-	-	-	-	-	-	-	-	-
	Bidrin	µg/L				-	-	-	-	-	-	-	-	-	-	-	-	-	-	-
	Bromacil	µg/L				-	-	-	-	-	-	-	-	-	-	-	-	-	-	-
	Bromazil	µg/L				-	-	-	-	-	-	-	-	-	-	-	-	-	-	-
	Bromophos-ethyl	µg/L				-	-	-	-	-	-	-	-	-	-	-	-	-	-	-
	Bromoxynil	µg/L			100[#3]	-	-	-	-	-	-	-	-	-	-	-	-	-	-	-
	Carbaryl	µg/L				-	-	-	-	-	-	-	-	-	-	-	-	-	-	-
	Carbendazim	µg/L			0.15[#3]	-	-	-	-	-	-	-	-	-	-	-	-	-	-	-
	Carbetamide	µg/L				-	-	-	-	-	-	-	-	-	-	-	-	-	-	-
	Carbofuran	µg/L				-	-	-	-	-	-	-	-	-	-	-	-	-	-	-
	Carbophenothion	µg/L	0.01			-	-	-	-	-	-	-	-	-	-	-	-	-	-	-
	Carboxin	µg/L				-	-	-	-	-	-	-	-	-	-	-	-	-	-	-
	Chlorbromuron	µg/L				-	-	-	-	-	-	-	-	-	-	-	-	-	-	-
	Chlordane (cis)	µg/L	0.01			-	-	-	-	-	-	-	-	-	-	-	-	-	-	-
	Azinphos Ethyl	µg/L	0.02			-	-	-	-	-	-	-	-	-	-	-	-	-	-	-
	Chlordane (trans)	µg/L	0.01			-	-	-	-	-	-	-	-	-	-	-	-	-	-	-
	Chlorfenvinphos	µg/L	0.01		0.1[#2]	-	-	-	-	-	-	-	-	-	-	-	-	-	-	-
	Chloridazon	µg/L				-	-	-	-	-	-	-	-	-	-	-	-	-	-	-
	Chlorotoluron	µg/L			2[#3]	-	-	-	-	-	-	-	-	-	-	-	-	-	-	-
	Chlorpyrifos	µg/L	0.01			-	-	-	-	-	-	-	-	-	-	-	-	-	-	-
	Chlorpyrifos-methyl	µg/L	0.01			-	-	-	-	-	-	-	-	-	-	-	-	-	-	-
	Chlorsulfuron	µg/L				-	-	-	-	-	-	-	-	-	-	-	-	-	-	-
	Clopyralid	µg/L				-	-	-	-	-	-	-	-	-	-	-	-	-	-	-
	Coumaphos	µg/L	0.01		0.03[#3]	-	-	-	-	-	-	-	-	-	-	-	-	-	-	-
	Cyanazine	µg/L	0.01			-	-	-	-	-	-	-	-	-	-	-	-	-	-	-
	Cyproconazole	µg/L				-	-	-	-	-	-	-	-	-	-	-	-	-	-	-
	Cyromazine	µg/L				-	-	-	-	-	-	-	-	-	-	-	-	-	-	-
	d-BHC	µg/L	0.01			-	-	-	-	-	-	-	-	-	-	-	-	-	-	-
	DDD	µg/L	0.01		0.00625[#36]	-	-	-	-	-	-	-	-	-	-	-	-	-	-	-
	DDT	µg/L	0.01		0.01[#38]	-	-	-	-	-	-	-	-	-	-	-	-	-	-	-
	Deisopropylatrazine	µg/L				-	-	-	-	-	-	-	-	-	-	-	-	-	-	-
	Chlorothalonil	µg/L	0.01		0.035[#2]	-	-	-	-	-	-	-	-	-	-	-	-	-	-	-
	Deethylatrazine	µg/L				-	-	-	-	-	-	-	-	-	-	-	-	-	-	-
	Demeton-S-methyl	µg/L	0.01			-	-	-	-	-	-	-	-	-	-	-	-	-	-	-

					Investigation Phase	GI	LTM	LTM	LTM	LTM	LTM	LTM	LTM	LTM	LTM	GI	LTM	LTM	LTM
					Location_Code	WS17004	WS17004	WS17004	WS17005	WS17005	WS17005	WS17005	WS17005	WS17005	WS17005	WS17005	WS17005	WS17006	WS17006	WS17006
					Sampled_Date	22/04/2020	16/07/2020	15/10/2020	16/12/2020	01/05/2020	03/06/2020	14/10/2020	24/11/2020	13/08/2020	15/07/2020	22/04/2020	07/05/2020	27/01/2021	25/11/2020
					Sample_Depth	4.00	4.46	4.50	0.55	3.00	4.50	1.47	1.56	2.73	4.00	4.50	2.50	1.36	1.51
				UK Drinking Water Standards (GAC)	UK Freshwater EQS (GAC)														
Chem_Group	**ChemName**	**output unit**	**EQL**																
	Diazinon	µg/L	0.01		0.01[#2]	-	-	-	-	-	-	-	-	-	-	-	-	-	-
	Dicamba	µg/L				-	-	-	-	-	-	-	-	-	-	-	-	-	-
	Dichlobenil	µg/L	0.01			-	-	-	-	-	-	-	-	-	-	-	-	-	-
	Dichlorvos	µg/L	0.01		0.001[#3]	-	-	-	-	-	-	-	-	-	-	-	-	-	-
	Diclofop	µg/L				-	-	-	-	-	-	-	-	-	-	-	-	-	-
	Dieldrin	µg/L	0.01	0.03[#1]	0.0025[#37]	-	-	-	-	-	-	-	-	-	-	-	-	-	-
	Difenoconazole	µg/L				-	-	-	-	-	-	-	-	-	-	-	-	-	-
	Difenoxuron	µg/L				-	-	-	-	-	-	-	-	-	-	-	-	-	-
	Diflubenzuron	µg/L			0.001[#3]	-	-	-	-	-	-	-	-	-	-	-	-	-	-
	Diflufenican	µg/L				-	-	-	-	-	-	-	-	-	-	-	-	-	-
	Dimethoate	µg/L	0.01		0.48[#2]	-	-	-	-	-	-	-	-	-	-	-	-	-	-
	Dinoseb	µg/L				-	-	-	-	-	-	-	-	-	-	-	-	-	-
	Disulfoton	µg/L	0.01			-	-	-	-	-	-	-	-	-	-	-	-	-	-
	Diuron	µg/L			0.2[#2]	-	-	-	-	-	-	-	-	-	-	-	-	-	-
	Endosulfan I	µg/L	0.01			-	-	-	-	-	-	-	-	-	-	-	-	-	-
	Endosulfan II	µg/L	0.02			-	-	-	-	-	-	-	-	-	-	-	-	-	-
	Endosulfan sulphate	µg/L	0.04			-	-	-	-	-	-	-	-	-	-	-	-	-	-
	Endrin	µg/L	0.01		0.0025[#37]	-	-	-	-	-	-	-	-	-	-	-	-	-	-
	s-Ethyl dipropylthiocarbamate	µg/L				-	-	-	-	-	-	-	-	-	-	-	-	-	-
	Ethiofencarb	µg/L				-	-	-	-	-	-	-	-	-	-	-	-	-	-
	Ethion	µg/L	0.01			-	-	-	-	-	-	-	-	-	-	-	-	-	-
	Ethoprop	µg/L				-	-	-	-	-	-	-	-	-	-	-	-	-	-
	Ethofumesate	µg/L				-	-	-	-	-	-	-	-	-	-	-	-	-	-
	Etridiazole	µg/L	0.01			-	-	-	-	-	-	-	-	-	-	-	-	-	-
	Fenamiphos	µg/L				-	-	-	-	-	-	-	-	-	-	-	-	-	-
	Fenarimol	µg/L				-	-	-	-	-	-	-	-	-	-	-	-	-	-
	Fenitrothion	µg/L	0.01		0.01[#3]	-	-	-	-	-	-	-	-	-	-	-	-	-	-
	Fensulfothion	µg/L				-	-	-	-	-	-	-	-	-	-	-	-	-	-
	Fenhexamid	µg/L				-	-	-	-	-	-	-	-	-	-	-	-	-	-
	Fenoxycarb	µg/L				-	-	-	-	-	-	-	-	-	-	-	-	-	-
	Fenthion	µg/L	0.01			-	-	-	-	-	-	-	-	-	-	-	-	-	-
	Fenpropimorf	µg/L				-	-	-	-	-	-	-	-	-	-	-	-	-	-
	Fluroxypyr	µg/L				-	-	-	-	-	-	-	-	-	-	-	-	-	-
	Flutolanil	µg/L				-	-	-	-	-	-	-	-	-	-	-	-	-	-
	Fonofos	µg/L				-	-	-	-	-	-	-	-	-	-	-	-	-	-
	g-BHC (Lindane)	µg/L	0.01			-	-	-	-	-	-	-	-	-	-	-	-	-	-
	Haloxyfop-methyl	µg/L				-	-	-	-	-	-	-	-	-	-	-	-	-	-
	Thifensulfuron	µg/L				-	-	-	-	-	-	-	-	-	-	-	-	-	-
	Heptachlor	µg/L	0.01	0.03[#1]		-	-	-	-	-	-	-	-	-	-	-	-	-	-
	Hexaconazole	µg/L				-	-	-	-	-	-	-	-	-	-	-	-	-	-
	Hexazinone	µg/L				-	-	-	-	-	-	-	-	-	-	-	-	-	-
	Hydroxyatrazine	µg/L				-	-	-	-	-	-	-	-	-	-	-	-	-	-
	Iprodione	µg/L				-	-	-	-	-	-	-	-	-	-	-	-	-	-
	Isodrin	µg/L	0.01		0.0025[#37]	-	-	-	-	-	-	-	-	-	-	-	-	-	-
	Isoproturon	µg/L			0.3[#2]	-	-	-	-	-	-	-	-	-	-	-	-	-	-
	Linuron	µg/L			0.5[#2]	-	-	-	-	-	-	-	-	-	-	-	-	-	-
	Malathion	µg/L	0.01		0.01[#3]	-	-	-	-	-	-	-	-	-	-	-	-	-	-
	2-Methyl-4-chlorophenoxyacetic acid	µg/L				-	-	-	-	-	-	-	-	-	-	-	-	-	-
	2-Methyl-4-Chlorophenoxy Butanoic Acid	µg/L				-	-	-	-	-	-	-	-	-	-	-	-	-	-
	Mecoprop	µg/L			18[#2]	-	-	-	-	-	-	-	-	-	-	-	-	-	-
	Mefenpyr-diethyl	µg/L				-	-	-	-	-	-	-	-	-	-	-	-	-	-
	Metachlor	µg/L	0.01		0.3[#2]	-	-	-	-	-	-	-	-	-	-	-	-	-	-
	Metalaxyl	µg/L				-	-	-	-	-	-	-	-	-	-	-	-	-	-
	Methamidophos	µg/L				-	-	-	-	-	-	-	-	-	-	-	-	-	-
	Methidathion	µg/L				-	-	-	-	-	-	-	-	-	-	-	-	-	-
	Methiocarb	µg/L			0.01[#3]	-	-	-	-	-	-	-	-	-	-	-	-	-	-
	Methomyl	µg/L				-	-	-	-	-	-	-	-	-	-	-	-	-	-
	Methoxychlor	µg/L	0.01			-	-	-	-	-	-	-	-	-	-	-	-	-	-
	Methoxyfenozide	µg/L				-	-	-	-	-	-	-	-	-	-	-	-	-	-
	Methyl parathion	µg/L	0.01			-	-	-	-	-	-	-	-	-	-	-	-	-	-
	Metolachlor	µg/L				-	-	-	-	-	-	-	-	-	-	-	-	-	-
	Metoxuron	µg/L				-	-	-	-	-	-	-	-	-	-	-	-	-	-
	Metsulfuron Methyl	µg/L				-	-	-	-	-	-	-	-	-	-	-	-	-	-
	Mevinphos (Phosdrin)	µg/L	0.01		0.02(MAC)[#39]	-	-	-	-	-	-	-	-	-	-	-	-	-	-
	Molinate	µg/L				-	-	-	-	-	-	-	-	-	-	-	-	-	-
	Monlinuran	µg/L				-	-	-	-	-	-	-	-	-	-	-	-	-	-
	Monocrotophos	µg/L				-	-	-	-	-	-	-	-	-	-	-	-	-	-
	Napropamide	µg/L				-	-	-	-	-	-	-	-	-	-	-	-	-	-
	Flusilazole (NuStar)	µg/L				-	-	-	-	-	-	-	-	-	-	-	-	-	-

					Investigation Phase	GI	LTM	LTM	LTM	LTM	LTM	LTM	LTM	LTM	LTM	GI	LTM	LTM	LTM
					Location_Code	WS17004	WS17004	WS17004	WS17005	WS17005	WS17005	WS17005	WS17005	WS17005	WS17005	WS17005	WS17005	WS17006	WS17006	WS17006
					Sampled_Date	22/04/2020	16/07/2020	15/10/2020	16/12/2020	01/05/2020	03/06/2020	14/10/2020	24/11/2020	13/08/2020	15/07/2020	22/04/2020	07/05/2020	27/01/2021	25/11/2020
					Sample_Depth	4.00	4.46	4.50	0.55	3.00	4.50	1.47	1.56	2.73	4.00	4.50	2.50	1.36	1.51
				UK Drinking Water Standards (GAC)	UK Freshwater EQS (GAC)														
Chem_Group	**ChemName**	**output unit**	**EQL**																
	o,p-DDD	µg/L	0.01			-	-	-	-	-	-	-	-	-	-	-	-	-	-
	o,p'-DDE	µg/L	0.01			-	-	-	-	-	-	-	-	-	-	-	-	-	-
	o,p-Methoxychlor	µg/L	0.04			-	-	-	-	-	-	-	-	-	-	-	-	-	-
	Omethoate	µg/L	0.01		0.01[#3]	-	-	-	-	-	-	-	-	-	-	-	-	-	-
	Oxamyl	µg/L				-	-	-	-	-	-	-	-	-	-	-	-	-	-
	Paclobutrazol	µg/L				-	-	-	-	-	-	-	-	-	-	-	-	-	-
	Methyl Paraoxon	µg/L				-	-	-	-	-	-	-	-	-	-	-	-	-	-
	Parathion	µg/L	0.01			-	-	-	-	-	-	-	-	-	-	-	-	-	-
	Pendimethalin	µg/L	0.01		0.3[#2]	-	-	-	-	-	-	-	-	-	-	-	-	-	-
	Imidacloprid	µg/L				-	-	-	-	-	-	-	-	-	-	-	-	-	-
	Permethrin	µg/L	0.02		0.001[#3]	-	-	-	-	-	-	-	-	-	-	-	-	-	-
	Permethrin II	µg/L	0.02			-	-	-	-	-	-	-	-	-	-	-	-	-	-
	Phorate	µg/L	0.01			-	-	-	-	-	-	-	-	-	-	-	-	-	-
	Phosmet	µg/L				-	-	-	-	-	-	-	-	-	-	-	-	-	-
	Lenacil	µg/L				-	-	-	-	-	-	-	-	-	-	-	-	-	-
	Picloram	µg/L				-	-	-	-	-	-	-	-	-	-	-	-	-	-
	Picoxystrobin	µg/L				-	-	-	-	-	-	-	-	-	-	-	-	-	-
	Pirimicarb	µg/L			1[#3]	-	-	-	-	-	-	-	-	-	-	-	-	-	-
	Pirimiphos-methyl	µg/L	0.01		0.015[#3]	-	-	-	-	-	-	-	-	-	-	-	-	-	-
	Pirimphos-ethyl	µg/L				-	-	-	-	-	-	-	-	-	-	-	-	-	-
	Prochloraz	µg/L			4[#3]	-	-	-	-	-	-	-	-	-	-	-	-	-	-
	Profenofos	µg/L				-	-	-	-	-	-	-	-	-	-	-	-	-	-
	Promecarb	µg/L				-	-	-	-	-	-	-	-	-	-	-	-	-	-
	Prometon	µg/L				-	-	-	-	-	-	-	-	-	-	-	-	-	-
	Prometryn	µg/L	0.01			-	-	-	-	-	-	-	-	-	-	-	-	-	-
	Pronamide	µg/L	0.01		100[#3]	-	-	-	-	-	-	-	-	-	-	-	-	-	-
	Propanil	µg/L				-	-	-	-	-	-	-	-	-	-	-	-	-	-
	Propazine	µg/L	0.01			-	-	-	-	-	-	-	-	-	-	-	-	-	-
	Propham	µg/L				-	-	-	-	-	-	-	-	-	-	-	-	-	-
	Propiconazole	µg/L				-	-	-	-	-	-	-	-	-	-	-	-	-	-
	Propoxycarbazone-sodium	µg/L				-	-	-	-	-	-	-	-	-	-	-	-	-	-
	Pursuit	µg/L				-	-	-	-	-	-	-	-	-	-	-	-	-	-
	Pyriproxyfen	µg/L				-	-	-	-	-	-	-	-	-	-	-	-	-	-
	Quinclorac	µg/L				-	-	-	-	-	-	-	-	-	-	-	-	-	-
	Quinoxyfen	µg/L				-	-	-	-	-	-	-	-	-	-	-	-	-	-
	Savey	µg/L				-	-	-	-	-	-	-	-	-	-	-	-	-	-
	Sethoxydim	µg/L				-	-	-	-	-	-	-	-	-	-	-	-	-	-
	Simazine	µg/L	0.01		1[#2]	-	-	-	-	-	-	-	-	-	-	-	-	-	-
	Tebuthiuron	µg/L				-	-	-	-	-	-	-	-	-	-	-	-	-	-
	Terbutryn	µg/L	0.01			-	-	-	-	-	-	-	-	-	-	-	-	-	-
	Terbutylazine	µg/L				-	-	-	-	-	-	-	-	-	-	-	-	-	-
	Phosalone	µg/L	0.01			-	-	-	-	-	-	-	-	-	-	-	-	-	-
	Phosphamidon	µg/L	0.01			-	-	-	-	-	-	-	-	-	-	-	-	-	-
	Thiobencarb	µg/L				-	-	-	-	-	-	-	-	-	-	-	-	-	-
	Thiophanate-methyl	µg/L				-	-	-	-	-	-	-	-	-	-	-	-	-	-
	Triadimefon	µg/L	0.01			-	-	-	-	-	-	-	-	-	-	-	-	-	-
	Triadimenol	µg/L				-	-	-	-	-	-	-	-	-	-	-	-	-	-
	Triallate	µg/L	0.01		0.25[#3]	-	-	-	-	-	-	-	-	-	-	-	-	-	-
	Triasulfuron	µg/L				-	-	-	-	-	-	-	-	-	-	-	-	-	-
	Tributyl phosphate	µg/L	0.05		50[#3]	-	-	-		-	-	-		-	-	-	-		
	Triclopyr	µg/L				-	-	-	-	-	-	-	-	-	-	-	-	-	-
	Triclosan	µg/L				-	-	-	-	-	-	-	-	-	-	-	-	-	-
	Trifluralin	µg/L	0.01		0.03[#2]	-	-	-	-	-	-	-	-	-	-	-	-	-	-
	Tebuconazole	µg/L				-	-	-	-	-	-	-	-	-	-	-	-	-	-
	Telodrin	µg/L	0.01			-	-	-	-	-	-	-	-	-	-	-	-	-	-
	Triazophos	µg/L	0.01		0.005[#3]	-	-	-	-	-	-	-	-	-	-	-	-	-	-
	Tricyclazole	µg/L				-	-	-	-	-	-	-	-	-	-	-	-	-	-
Surrogate	Surrogate Value	%				-	-	-	-	-	-	-	-	-	-	-	-	-	-
SVOC TIC	SVOC TICS - Detect	Detect				-	-	-	-	-	-	-	-	-	-	-	-	-	-
	SVOC Tentatively Identified Compounds	µg/L	10			-	-	-	-	-	-	-	-	-	-	-	-	-	-
VOC TIC	VOC TICs - Detect	Detect				-	-	-	-	-	-	-	-	-	-	-	-	-	-
	VOC Tentatively Identified Compounds	µg/l	10			-	-	-	-	-	-	-	-	-	-	-	-	-	-
Other	Biochemical Oxygen Demand (5-day test)	µg/L	1000			-	-	<23,000	>432,000	-	-	139,000	-	-	-	-	-	-	-
	Redox	mV				-	-	-	-	-	-	-	-	-	-	-	-	-	-
	Salinity (no units)	PSS-78				-	-	-		-	-	-		-	-	-	-		
	Conductivity @ 20oC	µS/cm	5			3920	2520	2590	4580	5380	4550	3620	4200	3890	3960	7360	1410	1490	1950
	Total Dissolved Solids (Filtered)	mg/L	10			-	-	-	-	-	-	-	-	-	-	-	-	-	-
	Biological Oxygen Demand	mg/L	1			>439	62.1	-	-	>167	>2400	-	-	210	>701	>1120	17.2	-	-
	Chemical Oxygen Demand	mg/L	7			6200	441	227	8680	9820	7240	501	-	754	1880	32,800	93.3	-	-

					Investigation Phase	GI	LTM	LTM	LTM	LTM	LTM	LTM	LTM	LTM	LTM	GI	LTM	LTM	LTM
					Location_Code	WS17004	WS17004	WS17004	WS17005	WS17005	WS17005	WS17005	WS17005	WS17005	WS17005	WS17005	WS17006	WS17006	WS17006
					Sampled_Date	22/04/2020	16/07/2020	15/10/2020	16/12/2020	01/05/2020	03/06/2020	14/10/2020	24/11/2020	13/08/2020	15/07/2020	22/04/2020	07/05/2020	27/01/2021	25/11/2020
					Sample_Depth	4.00	4.46	4.50	0.55	3.00	4.50	1.47	1.56	2.73	4.00	4.50	2.50	1.36	1.51
				UK Drinking Water Standards (GAC)	UK Freshwater EQS (GAC)														
Chem_Group	**ChemName**	**output unit**	**EQL**																
	Dissolved Organic Carbon (Filtered)	µg/L	3000			1,900,000	76,800	29,200	2,610,000	3,100,000	1,660,000	168,000	-	276,000	602,000	5,740,000	20,000	751,000	-
	pH (Lab)	pH_Units	1	6.5-9.5[#1]	6-9(MAC)[#39]	6.59	7.37	7.46	11.9	7.14	7.04	6.84	-	7.58	6.6	6.65	7.78	7.38	-

Environmental Standards Comments
#1:Water Supply (Water Quality) Regulations 2016.
#2:Water Framework Directive (Standards and Classification) Directions (England and Wales) 2015.
#3:Operational Targets and EQS. EA, April 2018
#4:Water Framework Directive (Standards & Classification) Directions (England & Wales) 2015. Dissolved fraction. Lowest criteria presented (<40mg/l of CaCO3). See 'further assessment' if criteria exceeded and hardness (CaCO3) data available.
#5:Water Framework Directive (Standards & Classification) Directions (England & Wales) 2015. Dissolved fraction.
#6:Water Framework Directive (Standards and Classification) Directions (England and Wales) 2015. Dissolved Fraction. If hexavalent chromium (CrVI) data is available, a value of 4.7µg/l may be appropriate for the remaining trivalent chromium (CrIII).
#7:Operational Targets and EQS. EA, April 2018. Dissolved fraction.
#8:Water Framework Directive (Standards & Classification) Directions (England & Wales) 2015. Dissolved & bioavailable (bio) fraction plus background. M-BAT tool to assess: http://wfduk.org/resources/rivers-lakes-metal-bioavailability-assessment-tool-m-bat
#9:Water Framework Directive (Standards & Classification) Directions (England & Wales) 2015. Bioavailable (bio) fraction. M-BAT tool to assess: http://wfduk.org/resources/rivers-lakes-metal-bioavailability-assessment-tool-m-bat
#10:Water Framework Directive (Standards and Classification) Directions (England and Wales) 2015. Dissolved Fraction. MAC adopted in absence of AA value.
#11:Guidelines for Drinking-water Quality, 4th Edition. WHO, 2011. Based on taste rather than a formal guideline.
#12:Water Framework Directive (Standards and Classification) Directions (England and Wales) 2015. Indicator of 'good' status (90%ile) - Ammonia standard for lakes and rivers (total ammonia as nitrogen).
#13:Operational Targets and EQS. EA, April 2018. Dissolved fraction. Lowest criteria presented (<50 mg/l CaCO3). See 'further assessment' values if criteria exceeded and hardness (CaCO3) data available.
#14:Water Supply (Water Quality) Regulations 2016. As NO3.
#15:Water Supply (Water Quality) Regulations 2016. As SO4.
#16:Water Supply (Water Quality) Regulations 2016. Value of 0.1µg/l for PAH split between four individual PAH. Requires summation of benzo(b)fluoranthene, benzo(k)fluoranthene, benzo(ghiperylene and indeno(123cd)pyrene to use 0.1µg/l value.
#17:Water Framework Directive (Standards and Classification) Directions (England and Wales) 2015. Benzo(a)pyrene can be considered as a marker for other PAH for comparison with the corresponding AA-EQS in water.
#18:No UK DWS for total petroleum hydrocarbons (TPH), or speciated TPH fractions. A value of 10 µg/l is adopted for sum TPH based on the rescinded Private Water Supply Regulations, 1991.
#19:No UK EQS for total petroleum hydrocarbons (TPH), or speciated TPH fractions. A value of 50 µg/l is adopted for sum TPH protection of surface water based on 50µg/l-1000µg/l (Surface Waters (Abstraction for Drinking Water) Regulations 1989).
#20:Guidelines for Drinking-water Quality, 4th Edition. WHO, 2011
#21:Proposed Environmental Quality Standard, in absence of legislative standard (Ayscough et al., 2002). https://assets.publishing.service.gov.uk/government/uploads/system/uploads/attachment_data/file/291223/sp2-115-tr4-e-e.pdf
#22:Guidelines for Drinking-water Quality, 4th Edition. WHO, 2011. Value of 500µg/l for sum xylenes split between isomers. Requires summation of m,p & o isomers to use 500µg/l value.
#23:Operational Targets and EQS. EA, April 2018. Value of 30µg/l for sum xylenes split between isomers. Requires summation of m,p & o isomers to use 30µg/l value.
#24:The taste and odour threshold of 15µg/l is commonly adopted as a guide.
#25:The taste and odour threshold of 15µg/l is commonly adopted as a guide. In situations where there is no risk to a drinking water supply or aquifer, a PNEC value of 2,600µg/l may be used.
#26:Water Framework Directive (Standards and Classification) Directions (England and Wales) 2015. Value of 140µg/l for tetrachloroethane split between 2 isomers. Requires summation of 2 isomers to use 140µg/l value.
#27:Guidelines for Drinking-water Quality, 4th Edition. WHO, 2011. In Scotland a value of 200µg/l is used (WAT-PS-10-01).
#28:US EPA Regional Screening Levels, May 2019. https://www.epa.gov/risk/regional-screening-levels-rsls-generic-tables
#29:Guidelines for Drinking-water Quality, 4th Edition. WHO, 2011. In Scotland a value of 7µg/l is used (WAT-PS-10-01).
#30:Water Supply (Water Quality) Regulations 2016. Value of 100µg/l for sum trihalomethanes split between individual compounds. Requires summation of chloroform, bromoform, chlorodibromomethane and bromodichloromethane to use 100µg/l value.
#31:Guidelines for Drinking-water Quality, 4th Edition. WHO, 2011. Value of 50µg/l for sum cis & trans-DCE split between isomers. Requires summation of cis & trans-DCE isomers to use 50µg/l value.
#32:Water Supply (Water Quality) Regulations 2016. Value of 10µg/l for sum of TCE & PCE split between individual compounds. Requires summation of TCE & PCE to use 10µg/l value.
#33:Water Framework Directive (Standards and Classification) Directions (England and Wales) 2015. Value of 0.4µg/l for sum isomers split between 3 isomers. Requires summation of isomers to use 0.4µg/l value.
#34:Water Framework Directive (Standards and Classification) Directions (England and Wales) 2015. Value of 20µg/l for sum isomers split between 3 isomers. Requires summation of isomers to use 20µg/l value.
#35:Position statement (WAT-PS-10-01), SEPA August 2014.
#36:Water Framework Directive (Standards and Classification) Directions (England and Wales) 2015. Value of 0.025µg/l for sum DDT isomers split between 4 isomers. Requires summation of 4 isomers to use 0.025µg/l value.
#37:Water Framework Directive (Standards and Classification) Directions (England and Wales) 2015. Value of 0.01µg/l for sum isomers split between 4 isomers. Requires summation of isomers to use 0.01µg/l value.
#38:Water Framework Directive (Standards and Classification) Directions (England and Wales) 2015. Relates to p,p-DDT (CAS 50-29-3)
#39:Operational Targets and EQS. EA, April 2018. Maximum Allowable Concentration (MAC) adopted in absence of Annual Average (AA) value.

Key

<2.5	Result MDL exceeds GAC
16.1	Result exceeds GAC
-	Determinand not tested for

Notes
Where a range is given the determinand has been analysed for by more than one method

					Investigation Phase	GI	LTM	LTM	LTM	LTM	LTM	LTM	LTM	LTM	GI	LTM
					Location_Code	WS17006	WS17006	WS17006	WS17006	WS18004	WS18004	WS18004	WS18004	WS18004	WS18004	WS18004
					Sampled_Date	31/03/2020	28/10/2020	21/08/2020	23/07/2020	24/11/2020	14/10/2020	16/12/2020	10/06/2020	20/08/2020	22/04/2020	23/07/2020
					Sample_Depth	1.31	1.89	2.76	3.26	0.77	0.78	0.91	2.00	1.99	2.00	2.45
				UK Drinking Water Standards (GAC)	UK Freshwater EQS (GAC)											
Chem_Group	**ChemName**	**output unit**	**EQL**													
Metals	Antimony	µg/L	4	5[#1]		-	-	-	-	-	-	-	-	-	-	-
	Arsenic	µg/L	2	10[#1]	50[#2]	-	5.44	12.7	60.4	-	137	65.4	58.8	143	-	198
	Arsenic (Filtered)	µg/L	0.5	10[#1]	50[#2]	4.75	5.85	47.7	57.2	-	141	71.4	56.8	124	1.36	143
	Boron	µg/L	20	1000[#1]	2000[#3]	-	187	209	235	-	408	347	318	389	-	407
	Boron (Filtered)	µg/L	10	1000[#1]	2000[#3]	49.8	-	-	-	-	-	-	-	-	287	-
	Cadmium	µg/L	0.5	5[#1]	0.08[#4]	-	<0.5	<0.5	<0.5	-	<0.5	<0.5	<0.5	<0.5	-	<5
	Cadmium (Filtered)	µg/L	0.08	5[#1]	0.08[#4]	<0.08	<0.08	<0.08	<0.08	-	<0.8	<0.8	<0.08	<0.08	0.148	<0.08
	Chromium (hexavalent) (Filtered)	µg/L	3		3.4[#5]	<3	<3	<3	-	-	1230	349	<3	93.2	6.09	-
	Chromium	µg/L	3	50[#1]	3.4[#6]	-	<3	<3	10.7	-	19.8	47.2	<3	<3	-	<30
	Chromium (Filtered)	µg/L	1	50[#1]	3.4[#6]	10.3	<1	<1	<1	-	28.2	42.6	<1	1.82	16.8	<1
	Chromium (Trivalent) (Filtered)	µg/L	3		4.7[#5]	10.3	<3	<3	-	-	<30	-	<3	<3	10.7	-
	Cobalt (Filtered)	µg/L	0.5		3[#7]	1.46	1.36	1.79	2.9	-	8.52	<5	21	5.35	8.24	7.05
	Copper	µg/L	1	2000[#1]	1(bio)[#8]	-	2.58	1.23	6.28	-	2.53	39.1	<1	1.66	-	<10
	Copper (Filtered)	µg/L	0.3	2000[#1]	1(bio)[#8]	2.19	1.11	<0.3	<0.3	-	<3	<3	0.48	0.379	2.35	<0.3
	Iron (Filtered)	µg/L	19	200[#1]	1000[#2]	<19	162	319	275	1880	2150	2410	5000	5060	25.2	1530
	Lead	µg/L	1	10[#1]	1.2(bio)[#8]	-	-	-	-	-	-	-	-	-	-	-
	Lead (Filtered)	µg/L	0.2	10[#1]	1.2(bio)[#8]	<0.2	<0.2	<0.2	<0.2	-	<2	<2	<0.2	0.803	<0.2	<0.2
	Manganese	µg/L	1	50[#1]	123(bio)[#9]	-	47	229	813	-	1820	1400	2180	1110	-	1340
	Manganese (Filtered)	µg/L	3	50[#1]	123(bio)[#9]	68.6	-	834	801	1600	-	1170	2110	1040	408	1290
	Mercury	µg/L	0.02	1[#1]	0.07(MAC)[#10]	-	<0.02	<0.02	<0.02	-	<0.02	<0.2	<0.02	<0.02	-	0.0255
	Mercury (Filtered)	µg/L	0.01	1[#1]	0.07(MAC)[#10]	<0.01	<0.01	<0.01	<0.01	-	0.433	<0.1	<0.01	<0.01	<0.01	<0.01
	Molybdenum	µg/L	9	70[#11]		-	-	-	-	-	-	-	-	-	-	-
	Nickel	µg/L	1	20[#1]	4(bio)[#8]	-	3.23	5.25	19	-	11.6	9.48	10.7	9.33	-	37.9
	Nickel (Filtered)	µg/L	0.4	20[#1]	4(bio)[#8]	2.69	3.37	4.59	11.5	-	14.5	8.78	7.49	4.58	8.75	14.5
	Selenium	µg/L	1	10[#1]		-	1.81	1.28	1.86	-	11.8	6.17	1.7	2.81	-	<10
	Selenium (Filtered)	µg/L	1	10[#1]		3.87	-	-	-	-	-	-	-	-	7.55	-
	Strontium (Filtered)	µg/L	1			-	-	-	-	-	-	-	-	-	-	-
	Vanadium	µg/L	5		20[#12]	-	-	-	-	-	-	-	-	-	-	-
	Zinc	µg/L	5	3000[#11]	10.9(bio)[#8]	-	5.86	5.38	16.7	-	<5	<5	7.48	7.99	-	60.2
	Zinc (Filtered)	µg/L	1	3000[#11]	10.9(bio)[#8]	3.36	-	-	-	-	-	-	-	-	3.7	-
Inorganics	Total Hardness	mg/l	0.35			434	726	841	1260	3540	3730	3790	2580	2400	2520	2690
	Alkalinity (Bicarbonate as CaCO3)	mg/L	2			205	393	641	-	2930	2620	2350	665	760	275	-
	Alkalinity (Bicarbonate) as HCO3	mg/L	2			250	-	782	-	-	-	-	811	927	336	-
	Alkalinity (total) as CaCO3	mg/L	2			-	-	-	-	2400	-	1920	-	-	-	-
	Ammoniacal Nitrogen as N (Filtered)	mg/L	0.01		0.6[#12]	0.015	0.0379	0.0723	0.0243	0.092	1.91	0.163	0.0845	0.112	0.0425	0.0664
	Ammoniacal Nitrogen as NH3 (Filtered)	mg/L	0.01			-	-	-	-	-	-	-	-	-	-	-
	Bromide (Filtered)	mg/L	0.06			-	0.136	-	-	-	2.98	-	-	-	-	-
	Calcium (Filtered)	mg/L	0.2			105	-	292	286	1070	-	938	529	545	531	565
	Chloride (Filtered)	mg/L	2	250[#1]	250[#3]	23.5	26.4	39.7	-	323	463	231	220	248	207	-
	Cyanide (Free) (Filtered)	µg/L	2.5	50[#1]	1[#2]	<2.5	<2.5	<2.5	<2.5	-	<2.5	<2.5	<2.5	<2.5	<2.5	<2.5
	Cyanide Total (Filtered)	µg/L	5	50[#1]	1[#2]	<5	<5	<5	<5	-	5.75	<5	<5	<5	<5	<5
	cyanides-complex (Filtered)	µg/L	5	50[#1]	1[#2]	<5	<5	<5	<5	-	5.75	<5	<5	<5	<5	<5
	Fluoride (Filtered)	µg/L	500	1500[#1]	1000[#13]	<500	1180	884	-	-	4290	-	578	784	<500	-
	Iodide	mg/L				-	-	-	-	-	-	-	-	-	-	-
	Magnesium (Filtered)	mg/L	0.036			17.3	74.1	136	133	191	186	145	279	272	307	316
	Nitrate (as N) (Filtered)	mg/L	0.0677			<0.0677	-	-	-	-	-	-	-	-	<0.0677	-
	Nitrate (as NO3-) (Filtered)	mg/L	0.3	50(NO3)[#14]		<0.3	33	12.6	-	<0.3	3.66	<0.3	<0.3	<0.3	<0.3	-
	Phosphorus	µg/L	20			-	30.2	69.3	268	-	-	-	74.8	285	-	283
	Phosphorus (Filtered)	µg/L	10			-	19.3	247	137	-	-	-	43.2	140	-	88.7
	Potassium (Filtered)	mg/L	0.2			5.93	6.35	8.32	8.15	56.4	70.5	46.9	12.9	12.8	13	13.7
	Sodium (Filtered)	mg/L	0.076	200[#1]		105	53.2	173	131	1170	1370	975	387	427	427	428
	Sulphate (Filtered)	mg/L	2	250(SO4)[#15]	400[#3]	405	347	369	-	1630	1590	1870	2230	1750	2450	-
	Orthophosphate as P (Filtered)	µg/L	20			<20	-	-	-	-	-	-	-	-	<20	-
PAH	Naphthalene	µg/L	0.01		2[#2]	0.078	0.0474	0.0968	-	-	0.118	0.064	0.203	<0.02	0.0281	<0.02
	Acenaphthene	µg/L	0.005		No UK EQS	<0.005	<0.01	<0.01	-	-	<0.01	<0.015	<0.1	<0.01	<0.005	<0.01
	Acenaphthylene	µg/L	0.005		No UK EQS	<0.005	<0.01	<0.01	-	-	<0.01	<0.015	<0.1	<0.01	0.00715	<0.01
	Fluoranthene	µg/L	0.005		0.0063[#2]	<0.005	<0.01	<0.01	-	-	<0.01	<0.015	<0.1	<0.01	0.0103	0.0341
	Anthracene	µg/L	0.005		0.1[#2]	<0.005	<0.01	<0.01	-	-	<0.01	<0.015	<0.1	<0.01	<0.005	<0.01
	Phenanthrene	µg/L	0.005		No UK EQS	<0.005	<0.01	<0.01	-	-	<0.01	<0.015	0.127	<0.01	0.0158	0.042
	Fluorene	µg/L	0.005		No UK EQS	<0.005	<0.01	<0.01	-	-	<0.01	<0.015	<0.1	<0.01	0.00763	0.0149
	Chrysene	µg/L	0.005		No UK EQS	<0.005	<0.01	<0.01	-	-	<0.01	<0.015	<0.1	<0.01	<0.005	<0.01
	Pyrene	µg/L	0.005		No UK EQS	<0.005	<0.01	<0.01	-	-	<0.01	<0.015	<0.1	<0.01	0.0105	0.043
	Benzo(a)anthracene	µg/L	0.005		No UK EQS	<0.005	<0.01	<0.01	-	-	<0.01	<0.015	<0.1	<0.01	<0.005	<0.01
	Benzo(b)fluoranthene	µg/L	0.005	0.025[#16]	See BaP[#17]	<0.005	<0.01	<0.01	-	-	<0.01	<0.015	<0.1	<0.01	0.0128	<0.01
	Benzo(k)fluoranthene	µg/L	0.005	0.025[#16]	See BaP[#17]	<0.005	<0.01	<0.01	-	-	<0.01	<0.015	<0.1	<0.01	0.0129	<0.01
	Benzo(a)pyrene	µg/L	0.002	0.01[#1]	0.00017[#17]	<0.002	<0.004	<0.004	-	-	<0.004	<0.006	<0.04	<0.004	<0.002	<0.004
	Dibenz(a,h)anthracene	µg/L	0.005		No UK EQS	<0.005	<0.01	<0.01	-	-	<0.01	<0.015	<0.1	<0.01	<0.005	<0.01
	Benzo(g,h,i)perylene	µg/L	0.005	0.025[#16]	See BaP[#17]	<0.005	<0.01	<0.01	-	-	<0.01	<0.015	<0.1	<0.01	<0.005	<0.01
	Indeno(1,2,3-c,d)pyrene	µg/L	0.005	0.025[#16]	See BaP[#17]	<0.005	<0.01	<0.01	-	-	<0.01	<0.015	<0.1	<0.01	<0.005	<0.01
	PAH 16 Total	µg/L	0.082			<0.082	<0.164	<0.164	-	-	<0.164	<0.246	<1.64	<0.164	0.105	<0.164

						Investigation Phase	GI	LTM	LTM	LTM	LTM	LTM	LTM	LTM	LTM	GI	LTM
						Location_Code	WS17006	WS17006	WS17006	WS17006	WS18004	WS18004	WS18004	WS18004	WS18004	WS18004	WS18004
						Sampled_Date	31/03/2020	28/10/2020	21/08/2020	23/07/2020	24/11/2020	14/10/2020	16/12/2020	10/06/2020	20/08/2020	22/04/2020	23/07/2020
						Sample_Depth	1.31	1.89	2.76	3.26	0.77	0.78	0.91	2.00	1.99	2.00	2.45
				UK Drinking Water Standards (GAC)	UK Freshwater EQS (GAC)												
Chem_Group	**ChemName**	**output unit**	**EQL**														
TPH CWG	>C5-C6 Aliphatics	µg/L	10	See TPH	See TPH	<10	10	<10	23	-	100	-	14	22	<10	14
	>C6-C8 Aliphatics	µg/L	10	See TPH	See TPH	25	36	26	56	-	1170	-	82	308	44	63
	>C8-C10 Aliphatics	µg/L	10	See TPH	See TPH	31	66	50	65	-	689	-	198	232	43	162
	>C10-C12 Aliphatics	µg/L	10	See TPH	See TPH	14	18	20	17	-	74	-	45	36	22	22
	>C12-C16 Aliphatics	µg/L	10	See TPH	See TPH	<10	<20	<20	-	-	<20	-	<20	<20	<10	<20
	>C16-C21 Aliphatics	µg/L	10	See TPH	See TPH	<10	<20	<20	-	-	<20	-	<20	<20	<10	<20
	>C21-C35 Aliphatics	µg/L	10	See TPH	See TPH	<10	<20	<20	-	-	<20	-	<20	<20	<10	<20
	>C16-C35 Aliphatics	µg/L	10			<10	<20	<20	-	-	<20	-	<20	<20	<10	<20
	Total Aliphatics >C12-C35	µg/L	10			<10	<20	<20	-	-	<20	-	<20	<20	<10	<20
	>EC5-EC7 Aromatics	µg/L	10	See TPH	See TPH	-	-	-	-	-	-	-	-	-	-	-
	>EC6-EC7 Aromatics	µg/L	10			<10	<10	<10	<10	-	<10	-	<10	<10	<10	<10
	>EC7-EC8 Aromatics	µg/L	10	See TPH	See TPH	<10	<10	<10	<10	-	<10	-	<10	<10	<10	<10
	>EC8-EC10 Aromatics	µg/L	10	See TPH	See TPH	52	64	42	59	-	2430	-	132	255	113	141
	>EC10-EC12 Aromatics	µg/L	10	See TPH	See TPH	<10	12	13	11	-	49	-	30	24	15	15
	>EC12-EC16 Aromatics	µg/L	10	See TPH	See TPH	<10	<20	<20	-	-	<20	-	<20	<20	<10	<20
	>EC16-EC21 Aromatics	µg/L	10	See TPH	See TPH	<10	<20	<20	-	-	<20	-	<20	<20	<10	<20
	>EC21-EC35 Aromatics	µg/L	10	See TPH	See TPH	<10	<20	<20	-	-	<20	-	35	<20	<10	<20
	Total Aromatics >EC12-EC35	µg/L	10			<10	<20	<20	-	-	<20	-	35	<20	<10	<20
	TPH >C5-C35 Aliphatics/Aromatics	µg/L	10	|10[#18]	|50[#19]	136	207	160	-	-	4510	-	534	876	245	-
TPH	>C8-C10	µg/L	10			-	-	-	-	-	-	3420	-	-	-	-
	GRO >C7-8	µg/L	10			-	-	-	-	-	-	1340	-	-	-	-
	EPH/TPH >C10-12	µg/L	200			-	-	-	-	-	-	1050	-	-	-	-
	EPH/TPH >C12-16	µg/L	200			-	-	-	-	-	-	1980	-	-	-	-
	EPH/TPH >C16-21	µg/L	200			-	-	-	-	-	-	603	-	-	-	-
	EPH/TPH >C35-40	µg/L	200			-	-	-	-	-	-	<300	-	-	-	-
	EPH >C10-40	µg/L	200			-	-	-	-	-	-	3870	-	-	-	-
	EPH/TPH >C21-28	µg/L	200			-	-	-	-	-	-	<300	-	-	-	-
	EPH/TPH >C28-35	µg/L	200			-	-	-	-	-	-	<300	-	-	-	-
	Total EPH C6-40	µg/L	100			-	-	-	-	-	-	8880	-	-	-	-
	GRO >C5-12	µg/L	50			135	207	161	231	-	4510	5270	500	876	245	417
	GRO>C10-12	µg/L	10			-	-	-	-	-	-	154	-	-	-	-
	GRO >C5-6	µg/L	10			-	-	-	-	-	-	119	-	-	-	-
	GRO >C6-7	µg/L	10			-	-	-	-	-	-	248	-	-	-	-
BTEX and MTBE	Benzene	µg/L	1	1[#1]	10[#2]	<7	<7	<7	<7	-	<7	<7	<7	<7	<7	<7
	Toluene	µg/L	1	700[#20]	74[#2]	<4	<4	<4	<4	-	<4	<4	<4	<4	<4	<4
	Ethylbenzene	µg/L	1	300[#20]	20[#21]	29	<5	<5	<5	-	1850	1710	<5	55	80	<5
	Xylene (m & p)	µg/L	1	250[#22]	15[#23]	<8	<8	<8	<8	-	<8	<8	<8	<8	<8	<8
	Xylene (o)	µg/L	1	250[#22]	15[#23]	3	18	9	14	-	119	231	<3	46	5	33
	Xylene Total	µg/L	2	500[#20]	30[#3]	<11	18	<11	14	-	119	231	<11	46	<11	33
	MTBE	µg/L	1	15[#24]	15[#25]	<3	<3	<3	<3	-	<3	<3	<3	<3	<3	<3
	Total BTEX	µg/L	28			29	<28	<28	<28	-	1970	1940	<28	101	80	33
VOC	Styrene	µg/L	1		50[#3]	-	-	-	-	-	-	-	-	-	-	-
	cis-1,3-dichloropropene	µg/L	1			-	-	-	-	-	-	-	-	-	-	-
	trans-1,3-dichloropropene	µg/L	1			-	-	-	-	-	-	-	-	-	-	-
	1,1,1,2-tetrachloroethane	µg/L	1		70[#26]	-	-	-	-	-	-	-	-	-	-	-
	1,1,1-trichloroethane	µg/L	1	2000[#27]	100[#3]	-	-	-	-	-	-	-	-	-	-	-
	1,1,2,2-tetrachloroethane	µg/L	1		70[#26]	-	-	-	-	-	-	-	-	-	-	-
	1,1,2-trichloroethane	µg/L	1		400[#3]	-	-	-	-	-	-	-	-	-	-	-
	1,1-dichloroethane	µg/L	1	2.8[#28]		-	-	-	-	-	-	-	-	-	-	-
	1,1-dichloroethene	µg/L	1	140[#29]		-	-	-	-	-	-	-	-	-	-	-
	1,1-dichloropropene	µg/L	1			-	-	-	-	-	-	-	-	-	-	-
	1,2,3-trichloropropane	µg/L	1			-	-	-	-	-	-	-	-	-	-	-
	1,2,4-trimethylbenzene	µg/L	1			-	-	-	-	-	-	-	-	-	-	-
	1,2-dibromo-3-chloropropane	µg/L	1			-	-	-	-	-	-	-	-	-	-	-
	1,2-dibromoethane	µg/L	1			-	-	-	-	-	-	-	-	-	-	-
	1,2-dichloroethane	µg/L	1	3[#1]	10[#2]	-	-	-	-	-	-	-	-	-	-	-
	1,2-dichloropropane	µg/L	1			-	-	-	-	-	-	-	-	-	-	-
	1,3,5-trimethylbenzene	µg/L	1			-	-	-	-	-	-	-	-	-	-	-
	1,3-dichloropropane	µg/L	1			-	-	-	-	-	-	-	-	-	-	-
	2,2-dichloropropane	µg/L	1			-	-	-	-	-	-	-	-	-	-	-
	2-chlorotoluene	µg/L	1			-	-	-	-	-	-	-	-	-	-	-
	4-chlorotoluene	µg/L	1			-	-	-	-	-	-	-	-	-	-	-
	Bromobenzene	µg/L	1			-	-	-	-	-	-	-	-	-	-	-
	Bromochloromethane	µg/L	1			-	-	-	-	-	-	-	-	-	-	-
	Bromodichloromethane	µg/L	1	25[#30]		-	-	-	-	-	-	-	-	-	-	-
	Bromoform	µg/L	1	25[#30]		-	-	-	-	-	-	-	-	-	-	-
	Bromomethane	µg/L	1			-	-	-	-	-	-	-	-	-	-	-
	Carbon disulfide	µg/L	1			-	-	-	-	-	-	-	-	-	-	-
	Carbon tetrachloride	µg/L	1	3[#1]	12[#2]	-	-	-	-	-	-	-	-	-	-	-

						Investigation Phase	GI	LTM	LTM	LTM	LTM	LTM	LTM	LTM	LTM	GI	LTM
						Location_Code	WS17006	WS17006	WS17006	WS17006	WS18004	WS18004	WS18004	WS18004	WS18004	WS18004	WS18004
						Sampled_Date	31/03/2020	28/10/2020	21/08/2020	23/07/2020	24/11/2020	14/10/2020	16/12/2020	10/06/2020	20/08/2020	22/04/2020	23/07/2020
						Sample_Depth	1.31	1.89	2.76	3.26	0.77	0.78	0.91	2.00	1.99	2.00	2.45
				UK Drinking Water Standards (GAC)	UK Freshwater EQS (GAC)												
Chem_Group	**ChemName**	**output unit**	**EQL**														
	Chlorodibromomethane	µg/L	1	25[#30]		-	-	-	-	-	-	-	-	-	-	-
	Chloroethane	µg/L	1			-	-	-	-	-	-	-	-	-	-	-
	Chloroform	µg/L	1	25[#30]	2.5[#2]	-	-	-	-	-	-	-	-	-	-	-
	Chloromethane	µg/L	1			-	-	-	-	-	-	-	-	-	-	-
	cis-1,2-dichloroethene	µg/L	1	25[#31]		-	-	-	-	-	-	-	-	-	-	-
	Dibromomethane	µg/L	1			-	-	-	-	-	-	-	-	-	-	-
	Dichlorodifluoromethane	µg/L	1			-	-	-	-	-	-	-	-	-	-	-
	Dichloromethane	µg/L	3		20[#2]	-	-	-	-	-	-	-	-	-	-	-
	Isopropylbenzene	µg/L	1			-	-	-	-	-	-	-	-	-	-	-
	n-butylbenzene	µg/L	1			-	-	-	-	-	-	-	-	-	-	-
	n-propylbenzene	µg/L	1			-	-	-	-	-	-	-	-	-	-	-
	p-isopropyltoluene	µg/L	1			-	-	-	-	-	-	-	-	-	-	-
	sec-butylbenzene	µg/L	1			-	-	-	-	-	-	-	-	-	-	-
	Trichloroethene	µg/L	1	5[#32]	10[#2]	-	-	-	-	-	-	-	-	-	-	-
	tert-butylbenzene	µg/L	1			-	-	-	-	-	-	-	-	-	-	-
	Tetrachloroethene	µg/L	1	5[#32]	10[#2]	-	-	-	-	-	-	-	-	-	-	-
	trans-1,2-dichloroethene	µg/L	1	25[#31]		-	-	-	-	-	-	-	-	-	-	-
	Trichlorofluoromethane	µg/L	1			-	-	-	-	-	-	-	-	-	-	-
	Vinyl chloride	µg/L	1	0.5[#1]		-	-	-	-	-	-	-	-	-	-	-
	tert-Amyl methyl ether	µg/L	1			-	-	-	-	-	-	-	-	-	-	-
VOC/SVOC	1,2,3-trichlorobenzene	µg/L	0.01		0.13[#33]	-	-	-	-	-	-	-	-	-	-	-
	1,2,4-trichlorobenzene	µg/L	0.01		0.13[#33]	-	-	-	-	-	-	-	-	-	-	-
	1,2-dichlorobenzene	µg/L	1		6.7[#34]	-	-	-	-	-	-	-	-	-	-	-
	1,3,5-Trichlorobenzene	µg/L	0.01		0.13[#33]	-	-	-	-	-	-	-	-	-	-	-
	1,3-dichlorobenzene	µg/L	1		6.7[#34]	-	-	-	-	-	-	-	-	-	-	-
	1,4-dichlorobenzene	µg/L	1		6.7[#34]	-	-	-	-	-	-	-	-	-	-	-
	Chlorobenzene	µg/L	1	100[#35]		-	-	-	-	-	-	-	-	-	-	-
	Hexachlorobutadiene	µg/L	0.01		0.6(MAC)[#10]	-	-	-	-	-	-	-	-	-	-	-
SVOC	4-bromophenyl phenyl ether	µg/L	1			-	-	-	-	-	-	-	-	-	-	-
	4-nitroaniline	µg/L	1			-	-	-	-	-	-	-	-	-	-	-
	4-nitrophenol	µg/L	1			-	-	-	-	-	-	-	-	-	-	-
	2,4,5-trichlorophenol	µg/L	1			-	-	-	-	-	-	-	-	-	-	-
	2,4,6-trichlorophenol	µg/L	1			-	-	-	-	-	-	-	-	-	-	-
	2,4-dichlorophenol	µg/L	1		4.2[#2]	-	-	-	-	-	-	-	-	-	-	-
	2,4-dimethylphenol	µg/L	1			-	-	-	-	-	-	-	-	-	-	-
	2,4-dinitrotoluene	µg/L	1			-	-	-	-	-	-	-	-	-	-	-
	2,6-dinitrotoluene	µg/L	1			-	-	-	-	-	-	-	-	-	-	-
	2-chloronaphthalene	µg/L	1			-	-	-	-	-	-	-	-	-	-	-
	2-chlorophenol	µg/L	1		50[#3]	-	-	-	-	-	-	-	-	-	-	-
	2-methylnaphthalene	µg/L	1			-	-	-	-	-	-	-	-	-	-	-
	2-methylphenol	µg/L	1			-	-	-	-	-	-	-	-	-	-	-
	2-nitroaniline	µg/L	1			-	-	-	-	-	-	-	-	-	-	-
	2-nitrophenol	µg/L	1			-	-	-	-	-	-	-	-	-	-	-
	3-nitroaniline	µg/L	1			-	-	-	-	-	-	-	-	-	-	-
	4,6-Dinitro-2-methylphenol	µg/L				-	-	-	-	-	-	-	-	-	-	-
	4-chloro-3-methylphenol	µg/L	1		40[#3]	-	-	-	-	-	-	-	-	-	-	-
	4-chloroaniline	µg/L	1			-	-	-	-	-	-	-	-	-	-	-
	4-chlorophenyl phenyl ether	µg/L	1			-	-	-	-	-	-	-	-	-	-	-
	4-methylphenol	µg/L	1			-	-	-	-	-	-	-	-	-	-	-
	Azobenzene	µg/L	1			-	-	-	-	-	-	-	-	-	-	-
	Bis(2-chloroethoxy) methane	µg/L	1			-	-	-	-	-	-	-	-	-	-	-
	Bis(2-chloroethyl)ether	µg/L	1			-	-	-	-	-	-	-	-	-	-	-
	Bis(2-ethylhexyl) phthalate	µg/L	2		1.3[#2]	-	-	-	-	-	-	-	-	-	-	-
	Butyl benzyl phthalate	µg/L	1		7.5[#2]	-	-	-	-	-	-	-	-	-	-	-
	Carbazole	µg/L	1			-	-	-	-	-	-	-	-	-	-	-
	Dibenzofuran	µg/L	1			-	-	-	-	-	-	-	-	-	-	-
	Diethylphthalate	µg/L	1		200[#3]	-	-	-	-	-	-	-	-	-	-	-
	Dimethyl phthalate	µg/L	1		800[#3]	-	-	-	-	-	-	-	-	-	-	-
	Di-n-butyl phthalate	µg/L	1		8[#3]	-	-	-	-	-	-	-	-	-	-	-
	Di-n-octyl phthalate	µg/L	5		20[#3]	-	-	-	-	-	-	-	-	-	-	-
	Hexachlorobenzene	µg/L	0.01		0.05(MAC)[#10]	-	-	-	-	-	-	-	-	-	-	-
	Hexachlorocyclopentadiene	µg/L	1			-	-	-	-	-	-	-	-	-	-	-
	Hexachloroethane	µg/L	1			-	-	-	-	-	-	-	-	-	-	-
	Isophorone	µg/L	1			-	-	-	-	-	-	-	-	-	-	-
	Nitrobenzene	µg/L	1			-	-	-	-	-	-	-	-	-	-	-
	N-nitrosodi-n-propylamine	µg/L	1			-	-	-	-	-	-	-	-	-	-	-
	Pentachlorobenzene	µg/L	0.01		0.007[#2]	-	-	-	-	-	-	-	-	-	-	-
	Pentachloronitrobenzene	µg/L	0.01			-	-	-	-	-	-	-	-	-	-	-
	Pentachlorophenol	µg/L	1		0.4[#2]	-	-	-	-	-	-	-	-	-	-	-

						Investigation Phase	GI	LTM	LTM	LTM	LTM	LTM	LTM	LTM	LTM	GI	LTM
						Location_Code	WS17006	WS17006	WS17006	WS17006	WS18004	WS18004	WS18004	WS18004	WS18004	WS18004	WS18004
						Sampled_Date	31/03/2020	28/10/2020	21/08/2020	23/07/2020	24/11/2020	14/10/2020	16/12/2020	10/06/2020	20/08/2020	22/04/2020	23/07/2020
						Sample_Depth	1.31	1.89	2.76	3.26	0.77	0.78	0.91	2.00	1.99	2.00	2.45
				UK Drinking Water Standards (GAC)	UK Freshwater EQS (GAC)												
Chem_Group	**ChemName**	**output unit**	**EQL**														
PCB	Heptachlorobiphenyl, 2,3,3,4,4,5,5- (PCB 189)	µg/L	0.015			-	-	-	-	-	-	-	-	-	-	-
	Hexachlorobiphenyl, 2,3,3,4,4,5- (PCB 156)	µg/L	0.015			-	-	-	-	-	-	-	-	-	-	-
	Hexachlorobiphenyl, 2,3,3,4,4,5- (PCB 157)	µg/L	0.015			-	-	-	-	-	-	-	-	-	-	-
	Hexachlorobiphenyl, 2,3,4,4,5,5- (PCB 167)	µg/L	0.015			-	-	-	-	-	-	-	-	-	-	-
	Hexachlorobiphenyl, 3,3,4,4,5,5- (PCB 169)	µg/L	0.015			-	-	-	-	-	-	-	-	-	-	-
	PCB 101	µg/L	0.015			-	-	-	-	-	-	-	-	-	-	-
	PCB 118	µg/L	0.015			-	-	-	-	-	-	-	-	-	-	-
	PCB 138	µg/L	0.015			-	-	-	-	-	-	-	-	-	-	-
	PCB 153	µg/L	0.015			-	-	-	-	-	-	-	-	-	-	-
	PCB 180	µg/L	0.015			-	-	-	-	-	-	-	-	-	-	-
	PCB 28	µg/L	0.015			-	-	-	-	-	-	-	-	-	-	-
	PCB 52	µg/L	0.015			-	-	-	-	-	-	-	-	-	-	-
	Pentachlorobiphenyl, 2,3,3,4,4- (PCB 105)	µg/L	0.015			-	-	-	-	-	-	-	-	-	-	-
	Pentachlorobiphenyl, 2,3,4,4,5- (PCB 114)	µg/L	0.015			-	-	-	-	-	-	-	-	-	-	-
	Pentachlorobiphenyl, 2,3,4,4,5- (PCB 123)	µg/L	0.015			-	-	-	-	-	-	-	-	-	-	-
	Pentachlorobiphenyl, 3,3,4,4,5- (PCB 126)	µg/L	0.015			-	-	-	-	-	-	-	-	-	-	-
	Tetrachlorobiphenyl, 3,3,4,4- (PCB 77)	µg/L	0.015			-	-	-	-	-	-	-	-	-	-	-
	Tetrachlorobiphenyl, 3,4,4,5- (PCB 81)	µg/L	0.015			-	-	-	-	-	-	-	-	-	-	-
	Total PCB 7 Congeners	µg/L	0.105			-	-	-	-	-	-	-	-	-	-	-
	Total PCB WHO 12	µg/L	0.18			-	-	-	-		-	-	-	-	-	-
Phenolics	Xylenols (Filtered)	µg/L	0.5			<0.5	<0.5	2.51	<0.5	-	<2.5	9.05	7.14	<5	<0.5	<2.5
	Cresol Total (Filtered)	µg/L	0.5			0.77	0.88	6.97	<0.5	-	<2.5	14.6	38.8	6.8	7.9	<2.5
	Phenol	µg/L	1	5800[#28]	7.7[#2]	-	-	-	-	-	-	-	-	-	-	-
	Phenol (Filtered)	µg/L	0.5	5800[#28]	7.7[#2]	<0.5	<0.5	2.26	<0.5	-	14.3	58.4	3.08	6.31	1.72	<2.5
	Phenols Monohydric (Filtered)	µg/L	0.5			0.77	0.88	11.7	<0.5	-	14.3	82.1	49	13.1	9.62	<2.5
Organotins	Tributyltin	µg/L	0.001		0.0002[#2]	-	-	-	-	-	-	-	-	-	-	-
Pesticides	1-(3.4-Dichlorophenyl) urea (DCPU)	µg/l				-	-	-	-	-	-	-	-	-	-	-
	2-(4-Chlorophenoxy)propionic acid, 4-CPP	µg/l				-	-	-	-	-	-	-	-	-	-	-
	2-amino-N-(isopropyl)benzamide	µg/l				-	-	-	-	-	-	-	-	-	-	-
	2-Chloro-2.6-diethylacetanilide	µg/l				-	-	-	-	-	-	-	-	-	-	-
	Acibenzolar-S-methyl	µg/l				-	-	-	-	-	-	-	-	-	-	-
	Aminopyralid	µg/l				-	-	-	-	-	-	-	-	-	-	-
	Azoxystrobin	µg/L				-	-	-	-	-	-	-	-	-	-	-
	BAM	µg/l				-	-	-	-	-	-	-	-	-	-	-
	Benalaxyl	µg/l				-	-	-	-	-	-	-	-	-	-	-
	Bentazone methyl	µg/l				-	-	-	-	-	-	-	-	-	-	-
	Bifenox	µg/L				-	-	-	-	-	-	-	-	-	-	-
	Bitertanol	µg/l				-	-	-	-	-	-	-	-	-	-	-
	Boscalid	µg/l				-	-	-	-	-	-	-	-	-	-	-
	Cadusafos	µg/l				-	-	-	-	-	-	-	-	-	-	-
	Carfentrazone-ethyl	µg/L				-	-	-	-	-	-	-	-	-	-	-
	Chloridazon-desphenyl	µg/l				-	-	-	-	-	-	-	-	-	-	-
	Chloridazon-methyl desphenyl	µg/l				-	-	-	-	-	-	-	-	-	-	-
	Chlorotoluron-desmethyl	µg/l				-	-	-	-	-	-	-	-	-	-	-
	Chlorpropham	µg/L			10[#3]	-	-	-	-	-	-	-	-	-	-	-
	Clodinafop	µg/l				-	-	-	-	-	-	-	-	-	-	-
	Clomeprop	µg/l				-	-	-	-	-	-	-	-	-	-	-
	Crimidine	µg/l				-	-	-	-	-	-	-	-	-	-	-
	Cybutryne (Irgarol)	µg/l				-	-	-	-	-	-	-	-	-	-	-
	Cyprazine	µg/l				-	-	-	-	-	-	-	-	-	-	-
	Cyprodinil	µg/L				-	-	-	-	-	-	-	-	-	-	-
	Dichlofenthion	µg/l				-	-	-	-	-	-	-	-	-	-	-
	Dichlormid	µg/l				-	-	-	-	-	-	-	-	-	-	-
	Diethofencarb	µg/l				-	-	-	-	-	-	-	-	-	-	-
	Difenacoum	µg/l				-	-	-	-	-	-	-	-	-	-	-
	Dimefuron	µg/l				-	-	-	-	-	-	-	-	-	-	-
	Dimethachlo	µg/l				-	-	-	-	-	-	-	-	-	-	-
	Dimethenamid	µg/l				-	-	-	-	-	-	-	-	-	-	-
	Dimethomorph	µg/l				-	-	-	-	-	-	-	-	-	-	-
	Dinoterb	µg/l				-	-	-	-	-	-	-	-	-	-	-
	Diuron desmethyl (DCPMU)	µg/l				-	-	-	-	-	-	-	-	-	-	-
	Epoxiconazole	µg/l				-	-	-	-	-	-	-	-	-	-	-
	Etrimphos	µg/L	0.01			-	-	-	-	-	-	-	-	-	-	-
	Fenoxaprop	µg/l				-	-	-	-	-	-	-	-	-	-	-
	Fenpropidin	µg/l				-	-	-	-	-	-	-	-	-	-	-
	Fenuron	µg/l				-	-	-	-	-	-	-	-	-	-	-
	Fipronil	µg/L				-	-	-	-	-	-	-	-	-	-	-
	Florasulam	µg/l				-	-	-	-	-	-	-	-	-	-	-
	Fluazifop	µg/l				-	-	-	-	-	-	-	-	-	-	-

						Investigation Phase	GI	LTM	LTM	LTM	LTM	LTM	LTM	LTM	LTM	GI	LTM						
						Location_Code	WS17006	WS17006	WS17006	WS17006	WS18004	WS18004	WS18004	WS18004	WS18004	WS18004	WS18004						
						Sampled_Date	31/03/2020	28/10/2020	21/08/2020	23/07/2020	24/11/2020	14/10/2020	16/12/2020	10/06/2020	20/08/2020	22/04/2020	23/07/2020						
						Sample_Depth	1.31	1.89	2.76	3.26	0.77	0.78	0.91	2.00	1.99	2.00	2.45						
				UK Drinking Water Standards (GAC)	UK Freshwater EQS (GAC)																		
Chem_Group	ChemName	output unit	EQL																				
	Fluazifop-P-butyl	µg/L				-	-	-	-	-	-	-	-	-	-	-							
	Foramsulfuron	µg/l				-	-	-	-	-	-	-	-	-	-	-							
	Furathiocarb	µg/l				-	-	-	-	-	-	-	-	-	-	-							
	Haloxyfop	µg/l				-	-	-	-	-	-	-	-	-	-	-							
	Haloxyfop-p-methyl	µg/l				-	-	-	-	-	-	-	-	-	-	-							
	Heptachlor epoxide	µg/L	0.01	0.03[#1]		-	-	-	-	-	-	-	-	-	-	-							
	Imazamox	µg/l				-	-	-	-	-	-	-	-	-	-	-							
	Indoxacarb	µg/L				-	-	-	-	-	-	-	-	-	-	-							
	Isoproturon-desmethyl	µg/l				-	-	-	-	-	-	-	-	-	-	-							
	Isoproturon-monodesmethyl	µg/l				-	-	-	-	-	-	-	-	-	-	-							
	Isopyrazam	µg/l				-	-	-	-	-	-	-	-	-	-	-							
	Kresoxim-methyl	µg/l				-	-	-	-	-	-	-	-	-	-	-							
	Malaoxon	µg/l				-	-	-	-	-	-	-	-	-	-	-							
	Mandipropamid	µg/l				-	-	-	-	-	-	-	-	-	-	-							
	Mecarbam	µg/l				-	-	-	-	-	-	-	-	-	-	-							
	Mesotrione	µg/l				-	-	-	-	-	-	-	-	-	-	-							
	Metconazole	µg/l				-	-	-	-	-	-	-	-	-	-	-							
	Metribuzin-desamino	µg/l				-	-	-	-	-	-	-	-	-	-	-							
	Naptalam	µg/l				-	-	-	-	-	-	-	-	-	-	-							
	Nicosulfuron	µg/l				-	-	-	-	-	-	-	-	-	-	-							
	Nuarimol	µg/l				-	-	-	-	-	-	-	-	-	-	-							
	Oxadixyl	µg/l				-	-	-	-	-	-	-	-	-	-	-							
	Paraoxon-ethyl	µg/l				-	-	-	-	-	-	-	-	-	-	-							
	Parathion-ethyl	µg/l				-	-	-	-	-	-	-	-	-	-	-							
	Penconazole	µg/l				-	-	-	-	-	-	-	-	-	-	-							
	Pencycuron	µg/l				-	-	-	-	-	-	-	-	-	-	-							
	Phosphamidon II (E)	µg/l	0.01			-	-	-	-	-	-	-	-	-	-	-							
	Pretilachlor	µg/l				-	-	-	-	-	-	-	-	-	-	-							
	Primisulfuron-methyl	µg/l				-	-	-	-	-	-	-	-	-	-	-							
	Prodiamine	µg/l				-	-	-	-	-	-	-	-	-	-	-							
	Propaquizafop	µg/l				-	-	-	-	-	-	-	-	-	-	-							
	Propetamphos	µg/L	0.01		0.03[#3]	-	-	-	-	-	-	-	-	-	-	-							
	Prosulfocarb	µg/l				-	-	-	-	-	-	-	-	-	-	-							
	Prothioconazole	µg/l				-	-	-	-	-	-	-	-	-	-	-							
	Pyribenzoxim	µg/l				-	-	-	-	-	-	-	-	-	-	-							
	Quinmerac	µg/l				-	-	-	-	-	-	-	-	-	-	-							
	Quizalofop	µg/l				-	-	-	-	-	-	-	-	-	-	-							
	Rimsulfuron	µg/l				-	-	-	-	-	-	-	-	-	-	-							
	Sebuthylazine	µg/l				-	-	-	-	-	-	-	-	-	-	-							
	Simazine-2-hydroxy	µg/l				-	-	-	-	-	-	-	-	-	-	-							
	Sodium Acifluorfen	µg/L				-	-	-	-	-	-	-	-	-	-	-							
	Sulfosulfuron	µg/l				-	-	-	-	-	-	-	-	-	-	-							
	Tecnazene	µg/L	0.01		1[#3]	-	-	-	-	-	-	-	-	-	-	-							
	Teflubenzuron	µg/l				-	-	-	-	-	-	-	-	-	-	-							
	Terbuthylazine-desethyl	µg/l				-	-	-	-	-	-	-	-	-	-	-							
	Terbuthylazine-desethyl-2-hydroxy	µg/l				-	-	-	-	-	-	-	-	-	-	-							
	Terbuthylazine-hydroxy	µg/l				-	-	-	-	-	-	-	-	-	-	-							
	Thiabendazole	µg/L			5[#3]	-	-	-	-	-	-	-	-	-	-	-							
	Thiamethoxam	µg/L				-	-	-	-	-	-	-	-	-	-	-							
	Tribenuron-methyl	µg/L				-	-	-	-	-	-	-	-	-	-	-							
	Trietazine	µg/L	0.01			-	-	-	-	-	-	-	-	-	-	-							
	Trifloxysulfuron-sodium	µg/l				-	-	-	-	-	-	-	-	-	-	-							
	Triflusulfuron-methyl	µg/l				-	-	-	-	-	-	-	-	-	-	-							
	Triforine	µg/l				-	-	-	-	-	-	-	-	-	-	-							
	Triticonazole	µg/l				-	-	-	-	-	-	-	-	-	-	-							
	Desmetryn	mg/L				-	-	-	-	-	-	-	-	-	-	-							
	Simetryn	mg/L				-	-	-	-	-	-	-	-	-	-	-							
	Clothianidin	µg/L				-	-	-	-	-	-	-	-	-	-	-							
	Cymoxanil	µg/L				-	-	-	-	-	-	-	-	-	-	-							
	Fluazifop-butyl	µg/L				-	-	-	-	-	-	-	-	-	-	-							
	Imazamethabenz-methyl	µg/L				-	-	-	-	-	-	-	-	-	-	-							
	Mesosulfuron-methyl	µg/L				-	-	-	-	-	-	-	-	-	-	-							
	Metamitron	µg/L				-	-	-	-	-	-	-	-	-	-	-							
	Metobromuron	µg/L				-	-	-	-	-	-	-	-	-	-	-							
	Monuron	µg/L				-	-	-	-	-	-	-	-	-	-	-							
	Secbumeton	µg/L				-	-	-	-	-	-	-	-	-	-	-							
	Spiroxamine	µg/L				-	-	-	-	-	-	-	-	-	-	-							
	Clomazon	µg/L				-	-	-	-	-	-	-	-	-	-	-							
	Metazachlor	µg/L	0.01			-	-	-	-	-	-	-	-	-	-	-							

					Investigation Phase	GI	LTM	LTM	LTM	LTM	LTM	LTM	LTM	LTM	GI	LTM								
					Location_Code	WS17006	WS17006	WS17006	WS17006	WS18004	WS18004	WS18004	WS18004	WS18004	WS18004	WS18004								
					Sampled_Date	31/03/2020	28/10/2020	21/08/2020	23/07/2020	24/11/2020	14/10/2020	16/12/2020	10/06/2020	20/08/2020	22/04/2020	23/07/2020								
					Sample_Depth	1.31	1.89	2.76	3.26	0.77	0.78	0.91	2.00	1.99	2.00	2.45								
				UK Drinking Water Standards (GAC)	UK Freshwater EQS (GAC)																			
Chem_Group	ChemName	output unit	EQL																					
	Methabenzthiazuran	µg/L				-	-	-	-	-	-	-	-	-	-	-								
	Iprovalicarb	µg/L				-	-	-	-	-	-	-	-	-	-	-								
	Chloroxuron	µg/L				-	-	-	-	-	-	-	-	-	-	-								
	Neburon	µg/L				-	-	-	-	-	-	-	-	-	-	-								
	Metribuzin	µg/L				-	-	-	-	-	-	-	-	-	-	-								
	2,3,6-Trichlorobenzoic Acid (Tba)	µg/L				-	-	-	-	-	-	-	-	-	-	-								
	2,4,5-Trichlorophenoxy Acetic Acid	µg/L				-	-	-	-	-	-	-	-	-	-	-								
	2,4,5-TP (Silvex)	µg/L				-	-	-	-	-	-	-	-	-	-	-								
	Pyrimethanil	µg/L				-	-	-	-	-	-	-	-	-	-	-								
	Hedonal	µg/L			0.3[#2]	-	-	-	-	-	-	-	-	-	-	-								
	2,4-DDT	µg/L	0.01		0.00625[#36]	-	-	-	-	-	-	-	-	-	-	-								
	Propachlor	µg/L	0.01			-	-	-	-	-	-	-	-	-	-	-								
	Propamocarb	µg/L				-	-	-	-	-	-	-	-	-	-	-								
	2,4-Dichlorprop	µg/L				-	-	-	-	-	-	-	-	-	-	-								
	3-Hydroxy Carbofuran	µg/L				-	-	-	-	-	-	-	-	-	-	-								
	4-(2,4-Dichlorophenoxy)butyric Acid (2,4-DB)	µg/L				-	-	-	-	-	-	-	-	-	-	-								
	4,4-DDE	µg/L	0.01		0.00625[#36]	-	-	-	-	-	-	-	-	-	-	-								
	4-Bromo-3,5-dimethylphenyl-N-methylcarbamate	µg/L				-	-	-	-	-	-	-	-	-	-	-								
	a-BHC	µg/L	0.01			-	-	-	-	-	-	-	-	-	-	-								
	Acetochlor	µg/L				-	-	-	-	-	-	-	-	-	-	-								
	Aldicarb	µg/L				-	-	-	-	-	-	-	-	-	-	-								
	Aldicarb sulfone	µg/L				-	-	-	-	-	-	-	-	-	-	-								
	Aldrin	µg/L	0.01	0.03[#1]	0.0025[#37]	-	-	-	-	-	-	-	-	-	-	-								
	Ametryn	µg/L				-	-	-	-	-	-	-	-	-	-	-								
	Amidosulfuron	µg/L				-	-	-	-	-	-	-	-	-	-	-								
	Acetamiprid	µg/L				-	-	-	-	-	-	-	-	-	-	-								
	Aclonifen	µg/L				-	-	-	-	-	-	-	-	-	-	-								
	Actril (loxynil)	µg/L			10[#3]	-	-	-	-	-	-	-	-	-	-	-								
	Atraton	µg/L				-	-	-	-	-	-	-	-	-	-	-								
	Atrazine	µg/L	0.01		0.6[#2]	-	-	-	-	-	-	-	-	-	-	-								
	Azinophos methyl	µg/L	0.02		0.01[#7]	-	-	-	-	-	-	-	-	-	-	-								
	Baygon	µg/L				-	-	-	-	-	-	-	-	-	-	-								
	b-BHC	µg/L	0.01			-	-	-	-	-	-	-	-	-	-	-								
	Benazolin	µg/L				-	-	-	-	-	-	-	-	-	-	-								
	Bendiocarb	µg/L				-	-	-	-	-	-	-	-	-	-	-								
	Bentazone	µg/L			500[#3]	-	-	-	-	-	-	-	-	-	-	-								
	Bidrin	µg/L				-	-	-	-	-	-	-	-	-	-	-								
	Bromacil	µg/L				-	-	-	-	-	-	-	-	-	-	-								
	Bromazil	µg/L				-	-	-	-	-	-	-	-	-	-	-								
	Bromophos-ethyl	µg/L				-	-	-	-	-	-	-	-	-	-	-								
	Bromoxynil	µg/L			100[#3]	-	-	-	-	-	-	-	-	-	-	-								
	Carbaryl	µg/L				-	-	-	-	-	-	-	-	-	-	-								
	Carbendazim	µg/L			0.15[#3]	-	-	-	-	-	-	-	-	-	-	-								
	Carbetamide	µg/L				-	-	-	-	-	-	-	-	-	-	-								
	Carbofuran	µg/L				-	-	-	-	-	-	-	-	-	-	-								
	Carbophenothion	µg/L	0.01			-	-	-	-	-	-	-	-	-	-	-								
	Carboxin	µg/L				-	-	-	-	-	-	-	-	-	-	-								
	Chlorbromuron	µg/L				-	-	-	-	-	-	-	-	-	-	-								
	Chlordane (cis)	µg/L	0.01			-	-	-	-	-	-	-	-	-	-	-								
	Azinphos Ethyl	µg/L	0.02			-	-	-	-	-	-	-	-	-	-	-								
	Chlordane (trans)	µg/L	0.01			-	-	-	-	-	-	-	-	-	-	-								
	Chlorfenvinphos	µg/L	0.01		0.1[#2]	-	-	-	-	-	-	-	-	-	-	-								
	Chloridazon	µg/L				-	-	-	-	-	-	-	-	-	-	-								
	Chlorotoluron	µg/L			2[#3]	-	-	-	-	-	-	-	-	-	-	-								
	Chlorpyrifos	µg/L	0.01			-	-	-	-	-	-	-	-	-	-	-								
	Chlorpyrifos-methyl	µg/L	0.01			-	-	-	-	-	-	-	-	-	-	-								
	Chlorsulfuron	µg/L				-	-	-	-	-	-	-	-	-	-	-								
	Clopyralid	µg/L				-	-	-	-	-	-	-	-	-	-	-								
	Coumaphos	µg/L	0.01		0.03[#3]	-	-	-	-	-	-	-	-	-	-	-								
	Cyanazine	µg/L	0.01			-	-	-	-	-	-	-	-	-	-	-								
	Cyproconazole	µg/L				-	-	-	-	-	-	-	-	-	-	-								
	Cyromazine	µg/L				-	-	-	-	-	-	-	-	-	-	-								
	d-BHC	µg/L	0.01			-	-	-	-	-	-	-	-	-	-	-								
	DDD	µg/L	0.01		0.00625[#36]	-	-	-	-	-	-	-	-	-	-	-								
	DDT	µg/L	0.01		0.01[#38]	-	-	-	-	-	-	-	-	-	-	-								
	Deisopropylatrazine	µg/L				-	-	-	-	-	-	-	-	-	-	-								
	Chlorothalonil	µg/L	0.01		0.035[#2]	-	-	-	-	-	-	-	-	-	-	-								
	Deethylatrazine	µg/L				-	-	-	-	-	-	-	-	-	-	-								
	Demeton-S-methyl	µg/L	0.01			-	-	-	-	-	-	-	-	-	-	-								

						Investigation Phase	GI	LTM	LTM	LTM	LTM	LTM	LTM	LTM	LTM	GI	LTM
						Location_Code	WS17006	WS17006	WS17006	WS17006	WS18004	WS18004	WS18004	WS18004	WS18004	WS18004	WS18004
						Sampled_Date	31/03/2020	28/10/2020	21/08/2020	23/07/2020	24/11/2020	14/10/2020	16/12/2020	10/06/2020	20/08/2020	22/04/2020	23/07/2020
						Sample_Depth	1.31	1.89	2.76	3.26	0.77	0.78	0.91	2.00	1.99	2.00	2.45
				UK Drinking Water Standards (GAC)	UK Freshwater EQS (GAC)												
Chem_Group	ChemName	output unit	EQL														
	Diazinon	µg/L	0.01		0.01[#2]	-	-	-	-	-	-	-	-	-	-	-	
	Dicamba	µg/L				-	-	-	-	-	-	-	-	-	-	-	
	Dichlobenil	µg/L	0.01			-	-	-	-	-	-	-	-	-	-	-	
	Dichlorvos	µg/L	0.01		0.001[#3]	-	-	-	-	-	-	-	-	-	-	-	
	Diclofop	µg/L				-	-	-	-	-	-	-	-	-	-	-	
	Dieldrin	µg/L	0.01	0.03[#1]	0.0025[#37]	-	-	-	-	-	-	-	-	-	-	-	
	Difenoconazole	µg/L				-	-	-	-	-	-	-	-	-	-	-	
	Difenoxuron	µg/L				-	-	-	-	-	-	-	-	-	-	-	
	Diflubenzuron	µg/L			0.001[#3]	-	-	-	-	-	-	-	-	-	-	-	
	Diflufenican	µg/L				-	-	-	-	-	-	-	-	-	-	-	
	Dimethoate	µg/L	0.01		0.48[#2]	-	-	-	-	-	-	-	-	-	-	-	
	Dinoseb	µg/L				-	-	-	-	-	-	-	-	-	-	-	
	Disulfoton	µg/L	0.01			-	-	-	-	-	-	-	-	-	-	-	
	Diuron	µg/L			0.2[#2]	-	-	-	-	-	-	-	-	-	-	-	
	Endosulfan I	µg/L	0.01			-	-	-	-	-	-	-	-	-	-	-	
	Endosulfan II	µg/L	0.02			-	-	-	-	-	-	-	-	-	-	-	
	Endosulfan sulphate	µg/L	0.04			-	-	-	-	-	-	-	-	-	-	-	
	Endrin	µg/L	0.01		0.0025[#37]	-	-	-	-	-	-	-	-	-	-	-	
	s-Ethyl dipropylthiocarbamate	µg/L				-	-	-	-	-	-	-	-	-	-	-	
	Ethiofencarb	µg/L				-	-	-	-	-	-	-	-	-	-	-	
	Ethion	µg/L	0.01			-	-	-	-	-	-	-	-	-	-	-	
	Ethoprop	µg/L				-	-	-	-	-	-	-	-	-	-	-	
	Ethofumesate	µg/L				-	-	-	-	-	-	-	-	-	-	-	
	Etridiazole	µg/L	0.01			-	-	-	-	-	-	-	-	-	-	-	
	Fenamiphos	µg/L				-	-	-	-	-	-	-	-	-	-	-	
	Fenarimol	µg/L				-	-	-	-	-	-	-	-	-	-	-	
	Fenitrothion	µg/L	0.01		0.01[#3]	-	-	-	-	-	-	-	-	-	-	-	
	Fensulfothion	µg/L				-	-	-	-	-	-	-	-	-	-	-	
	Fenhexamid	µg/L				-	-	-	-	-	-	-	-	-	-	-	
	Fenoxycarb	µg/L				-	-	-	-	-	-	-	-	-	-	-	
	Fenthion	µg/L	0.01			-	-	-	-	-	-	-	-	-	-	-	
	Fenpropimorf	µg/L				-	-	-	-	-	-	-	-	-	-	-	
	Fluroxypyr	µg/L				-	-	-	-	-	-	-	-	-	-	-	
	Flutolanil	µg/L				-	-	-	-	-	-	-	-	-	-	-	
	Fonofos	µg/L				-	-	-	-	-	-	-	-	-	-	-	
	g-BHC (Lindane)	µg/L	0.01			-	-	-	-	-	-	-	-	-	-	-	
	Haloxyfop-methyl	µg/L				-	-	-	-	-	-	-	-	-	-	-	
	Thifensulfuron	µg/L				-	-	-	-	-	-	-	-	-	-	-	
	Heptachlor	µg/L	0.01	0.03[#1]		-	-	-	-	-	-	-	-	-	-	-	
	Hexaconazole	µg/L				-	-	-	-	-	-	-	-	-	-	-	
	Hexazinone	µg/L				-	-	-	-	-	-	-	-	-	-	-	
	Hydroxyatrazine	µg/L				-	-	-	-	-	-	-	-	-	-	-	
	Iprodione	µg/L				-	-	-	-	-	-	-	-	-	-	-	
	Isodrin	µg/L	0.01		0.0025[#37]	-	-	-	-	-	-	-	-	-	-	-	
	Isoproturon	µg/L			0.3[#2]	-	-	-	-	-	-	-	-	-	-	-	
	Linuron	µg/L			0.5[#2]	-	-	-	-	-	-	-	-	-	-	-	
	Malathion	µg/L	0.01		0.01[#3]	-	-	-	-	-	-	-	-	-	-	-	
	2-Methyl-4-chlorophenoxyacetic acid	µg/L				-	-	-	-	-	-	-	-	-	-	-	
	2-Methyl-4-Chlorophenoxy Butanoic Acid	µg/L				-	-	-	-	-	-	-	-	-	-	-	
	Mecoprop	µg/L			18[#2]	-	-	-	-	-	-	-	-	-	-	-	
	Mefenpyr-diethyl	µg/L				-	-	-	-	-	-	-	-	-	-	-	
	Metachlor	µg/L	0.01		0.3[#2]	-	-	-	-	-	-	-	-	-	-	-	
	Metalaxyl	µg/L				-	-	-	-	-	-	-	-	-	-	-	
	Methamidophos	µg/L				-	-	-	-	-	-	-	-	-	-	-	
	Methidathion	µg/L				-	-	-	-	-	-	-	-	-	-	-	
	Methiocarb	µg/L			0.01[#3]	-	-	-	-	-	-	-	-	-	-	-	
	Methomyl	µg/L				-	-	-	-	-	-	-	-	-	-	-	
	Methoxychlor	µg/L	0.01			-	-	-	-	-	-	-	-	-	-	-	
	Methoxyfenozide	µg/L				-	-	-	-	-	-	-	-	-	-	-	
	Methyl parathion	µg/L	0.01			-	-	-	-	-	-	-	-	-	-	-	
	Metolachlor	µg/L				-	-	-	-	-	-	-	-	-	-	-	
	Metoxuron	µg/L				-	-	-	-	-	-	-	-	-	-	-	
	Metsulfuron Methyl	µg/L				-	-	-	-	-	-	-	-	-	-	-	
	Mevinphos (Phosdrin)	µg/L	0.01		0.02(MAC)[#39]	-	-	-	-	-	-	-	-	-	-	-	
	Molinate	µg/L				-	-	-	-	-	-	-	-	-	-	-	
	Monlinuran	µg/L				-	-	-	-	-	-	-	-	-	-	-	
	Monocrotophos	µg/L				-	-	-	-	-	-	-	-	-	-	-	
	Napropamide	µg/L				-	-	-	-	-	-	-	-	-	-	-	
	Flusilazole (NuStar)	µg/L				-	-	-	-	-	-	-	-	-	-	-	

						Investigation Phase	GI	LTM	LTM	LTM	LTM	LTM	LTM	LTM	LTM	GI	LTM						
						Location_Code	WS17006	WS17006	WS17006	WS17006	WS18004	WS18004	WS18004	WS18004	WS18004	WS18004	WS18004						
						Sampled_Date	31/03/2020	28/10/2020	21/08/2020	23/07/2020	24/11/2020	14/10/2020	16/12/2020	10/06/2020	20/08/2020	22/04/2020	23/07/2020						
						Sample_Depth	1.31	1.89	2.76	3.26	0.77	0.78	0.91	2.00	1.99	2.00	2.45						
					UK Drinking Water Standards (GAC)	UK Freshwater EQS (GAC)																	
Chem_Group	**ChemName**	**output unit**	**EQL**																				
	o,p-DDD	µg/L	0.01			-	-	-	-	-	-	-	-	-	-	-							
	o,p'-DDE	µg/L	0.01			-	-	-	-	-	-	-	-	-	-	-							
	o,p-Methoxychlor	µg/L	0.04			-	-	-	-	-	-	-	-	-	-	-							
	Omethoate	µg/L	0.01		0.01[#3]	-	-	-	-	-	-	-	-	-	-	-							
	Oxamyl	µg/L				-	-	-	-	-	-	-	-	-	-	-							
	Paclobutrazol	µg/L				-	-	-	-	-	-	-	-	-	-	-							
	Methyl Paraoxon	µg/L				-	-	-	-	-	-	-	-	-	-	-							
	Parathion	µg/L	0.01			-	-	-	-	-	-	-	-	-	-	-							
	Pendimethalin	µg/L	0.01		0.3[#2]	-	-	-	-	-	-	-	-	-	-	-							
	Imidacloprid	µg/L				-	-	-	-	-	-	-	-	-	-	-							
	Permethrin	µg/L	0.02		0.001[#3]	-	-	-	-	-	-	-	-	-	-	-							
	Permethrin II	µg/L	0.02			-	-	-	-	-	-	-	-	-	-	-							
	Phorate	µg/L	0.01			-	-	-	-	-	-	-	-	-	-	-							
	Phosmet	µg/L				-	-	-	-	-	-	-	-	-	-	-							
	Lenacil	µg/L				-	-	-	-	-	-	-	-	-	-	-							
	Picloram	µg/L				-	-	-	-	-	-	-	-	-	-	-							
	Picoxystrobin	µg/L				-	-	-	-	-	-	-	-	-	-	-							
	Pirimicarb	µg/L			1[#3]	-	-	-	-	-	-	-	-	-	-	-							
	Pirimiphos-methyl	µg/L	0.01		0.015[#3]	-	-	-	-	-	-	-	-	-	-	-							
	Pirimphos-ethyl	µg/L				-	-	-	-	-	-	-	-	-	-	-							
	Prochloraz	µg/L			4[#3]	-	-	-	-	-	-	-	-	-	-	-							
	Profenofos	µg/L				-	-	-	-	-	-	-	-	-	-	-							
	Promecarb	µg/L				-	-	-	-	-	-	-	-	-	-	-							
	Prometon	µg/L				-	-	-	-	-	-	-	-	-	-	-							
	Prometryn	µg/L	0.01			-	-	-	-	-	-	-	-	-	-	-							
	Pronamide	µg/L	0.01		100[#3]	-	-	-	-	-	-	-	-	-	-	-							
	Propanil	µg/L				-	-	-	-	-	-	-	-	-	-	-							
	Propazine	µg/L	0.01			-	-	-	-	-	-	-	-	-	-	-							
	Propham	µg/L				-	-	-	-	-	-	-	-	-	-	-							
	Propiconazole	µg/L				-	-	-	-	-	-	-	-	-	-	-							
	Propoxycarbazone-sodium	µg/L				-	-	-	-	-	-	-	-	-	-	-							
	Pursuit	µg/L				-	-	-	-	-	-	-	-	-	-	-							
	Pyriproxyfen	µg/L				-	-	-	-	-	-	-	-	-	-	-							
	Quinclorac	µg/L				-	-	-	-	-	-	-	-	-	-	-							
	Quinoxyfen	µg/L				-	-	-	-	-	-	-	-	-	-	-							
	Savey	µg/L				-	-	-	-	-	-	-	-	-	-	-							
	Sethoxydim	µg/L				-	-	-	-	-	-	-	-	-	-	-							
	Simazine	µg/L	0.01		1[#2]	-	-	-	-	-	-	-	-	-	-	-							
	Tebuthiuron	µg/L				-	-	-	-	-	-	-	-	-	-	-							
	Terbutryn	µg/L	0.01			-	-	-	-	-	-	-	-	-	-	-							
	Terbutylazine	µg/L				-	-	-	-	-	-	-	-	-	-	-							
	Phosalone	µg/L	0.01			-	-	-	-	-	-	-	-	-	-	-							
	Phosphamidon	µg/L	0.01			-	-	-	-	-	-	-	-	-	-	-							
	Thiobencarb	µg/L				-	-	-	-	-	-	-	-	-	-	-							
	Thiophanate-methyl	µg/L				-	-	-	-	-	-	-	-	-	-	-							
	Triadimefon	µg/L	0.01			-	-	-	-	-	-	-	-	-	-	-							
	Triadimenol	µg/L				-	-	-	-	-	-	-	-	-	-	-							
	Triallate	µg/L	0.01		0.25[#3]	-	-	-	-	-	-	-	-	-	-	-							
	Triasulfuron	µg/L				-	-	-	-	-	-	-	-	-	-	-							
	Tributyl phosphate	µg/L	0.05		50[#3]	-	-	-	-		-		-	-	-	-							
	Triclopyr	µg/L				-	-	-	-	-	-	-	-	-	-	-							
	Triclosan	µg/L				-	-	-	-	-	-	-	-	-	-	-							
	Trifluralin	µg/L	0.01		0.03[#2]	-	-	-	-	-	-	-	-	-	-	-							
	Tebuconazole	µg/L				-	-	-	-	-	-	-	-	-	-	-							
	Telodrin	µg/L	0.01			-	-	-	-	-	-	-	-	-	-	-							
	Triazophos	µg/L	0.01		0.005[#3]	-	-	-	-	-	-	-	-	-	-	-							
	Tricyclazole	µg/L				-	-	-	-	-	-	-	-	-	-	-							
Surrogate	Surrogate Value	%				-	-	-	-	-	-	-	-	-	-	-							
SVOC TIC	SVOC TICS - Detect	Detect				-	-	-	-	-	-	-	-	-	-	-							
	SVOC Tentatively Identified Compounds	µg/L	10			-	-	-	-	-	-	-	-	-	-	-							
VOC TIC	VOC TICs - Detect	Detect				-	-	-	-	-	-	-	-	-	-	-							
	VOC Tentatively Identified Compounds	µg/l	10			-	-	-	-	-	-	-	-	-	-	-							
Other	Biochemical Oxygen Demand (5-day test)	µg/L	1000			-	11,000	-	-	-	>281,000	-	-	-	-	-							
	Redox	mV				-	-	-	-	-	-	-	-	-	-	-							
	Salinity (no units)	PSS-78				-	-	-	-		-		-	-	-	-							
	Conductivity @ 20oC	µS/cm	5			1040	1290	1640	-	6070	6630	5650	4400	4050	4150	-							
	Total Dissolved Solids (Filtered)	mg/L	10			-	-	-	-	-	-	-	-	-	-	-							
	Biological Oxygen Demand	mg/L	1			124	-	235	-	-	-	-	>46.5	>79.4	260	-							
	Chemical Oxygen Demand	mg/L	7			256	38	405	-	-	23,600	-	1080	2450	608	-							

					Investigation Phase	GI	LTM	LTM	LTM	LTM	LTM	LTM	LTM	LTM	GI	LTM
					Location_Code	WS17006	WS17006	WS17006	WS17006	WS18004	WS18004	WS18004	WS18004	WS18004	WS18004	WS18004
					Sampled_Date	31/03/2020	28/10/2020	21/08/2020	23/07/2020	24/11/2020	14/10/2020	16/12/2020	10/06/2020	20/08/2020	22/04/2020	23/07/2020
					Sample_Depth	1.31	1.89	2.76	3.26	0.77	0.78	0.91	2.00	1.99	2.00	2.45
				UK Drinking Water Standards (GAC)	UK Freshwater EQS (GAC)											
Chem_Group	**ChemName**	**output unit**	**EQL**													
	Dissolved Organic Carbon (Filtered)	µg/L	3000			94,100	62,500	73,100	-	-	5,550,000	5,130,000	332,000	790,000	153,000	-
	pH (Lab)	pH_Units	1	6.5-9.5[#1]	6-9(MAC)[#39]	7.47	7.44	7.37	-	-	6.98	7.17	7.07	7.12	7.08	-

Environmental Standards Comments
#1:Water Supply (Water Quality) Regulations 2016.
#2:Water Framework Directive (Standards and Classification) Directions (England and Wales) 2015.
#3:Operational Targets and EQS. EA, April 2018
#4:Water Framework Directive (Standards & Classification) Directions (England & Wales) 2015. Dissolved fraction. Lowest criteria presented (<40mg/l of CaCO3). See 'further assessment' if criteria exceeded and hardness (CaCO3) data available.
#5:Water Framework Directive (Standards & Classification) Directions (England & Wales) 2015. Dissolved fraction.
#6:Water Framework Directive (Standards and Classification) Directions (England and Wales) 2015. Dissolved Fraction. If hexavalent chromium (CrVI) data is available, a value of 4.7µg/l may be appropriate for the remaining trivalent chromium (CrIII).
#7:Operational Targets and EQS. EA, April 2018. Dissolved fraction.
#8:Water Framework Directive (Standards & Classification) Directions (England & Wales) 2015. Dissolved & bioavailable (bio) fraction plus background. M-BAT tool to assess: http://wfduk.org/resources/rivers-lakes-metal-bioavailability-assessment-tool-m-bat
#9:Water Framework Directive (Standards & Classification) Directions (England & Wales) 2015. Bioavailable (bio) fraction. M-BAT tool to assess: http://wfduk.org/resources/rivers-lakes-metal-bioavailability-assessment-tool-m-bat
#10:Water Framework Directive (Standards and Classification) Directions (England and Wales) 2015. Dissolved Fraction. MAC adopted in absence of AA value.
#11:Guidelines for Drinking-water Quality, 4th Edition. WHO, 2011. Based on taste rather than a formal guideline.
#12:Water Framework Directive (Standards and Classification) Directions (England and Wales) 2015. Indicator of 'good' status (90%ile) - Ammonia standard for lakes and rivers (total ammonia as nitrogen).
#13:Operational Targets and EQS. EA, April 2018. Dissolved fraction. Lowest criteria presented (<50 mg/l CaCO3). See 'further assessment' values if criteria exceeded and hardness (CaCO3) data available.
#14:Water Supply (Water Quality) Regulations 2016. As NO3.
#15:Water Supply (Water Quality) Regulations 2016. As SO4.
#16:Water Supply (Water Quality) Regulations 2016. Value of 0.1µg/l for PAH split between four individual PAH. Requires summation of benzo(b)fluoranthene, benzo(k)fluoranthene, benzo(ghiperylene and indeno(123cd)pyrene to use 0.1µg/l value.
#17:Water Framework Directive (Standards and Classification) Directions (England and Wales) 2015. Benzo(a)pyrene can be considered as a marker for other PAH for comparison with the corresponding AA-EQS in water.
#18:No UK DWS for total petroleum hydrocarbons (TPH), or speciated TPH fractions. A value of 10 µg/l is adopted for sum TPH based on the rescinded Private Water Supply Regulations, 1991.
#19:No UK EQS for total petroleum hydrocarbons (TPH), or speciated TPH fractions. A value of 50 µg/l is adopted for sum TPH protection of surface water based on 50µg/l-1000µg/l (Surface Waters (Abstraction for Drinking Water) Regulations 1989).
#20:Guidelines for Drinking-water Quality, 4th Edition. WHO, 2011
#21:Proposed Environmental Quality Standard, in absence of legislative standard (Ayscough et al., 2002). https://assets.publishing.service.gov.uk/government/uploads/system/uploads/attachment_data/file/291223/sp2-115-tr4-e-e.pdf
#22:Guidelines for Drinking-water Quality, 4th Edition. WHO, 2011. Value of 500µg/l for sum xylenes split between isomers. Requires summation of m,p & o isomers to use 500µg/l value.
#23:Operational Targets and EQS. EA, April 2018. Value of 30µg/l for sum xylenes split between isomers. Requires summation of m,p & o isomers to use 30µg/l value.
#24:The taste and odour threshold of 15µg/l is commonly adopted as a guide.
#25:The taste and odour threshold of 15µg/l is commonly adopted as a guide. In situations where there is no risk to a drinking water supply or aquifer, a PNEC value of 2,600µg/l may be used.
#26:Water Framework Directive (Standards and Classification) Directions (England and Wales) 2015. Value of 140µg/l for tetrachloroethane split between 2 isomers. Requires summation of 2 isomers to use 140µg/l value.
#27:Guidelines for Drinking-water Quality, 4th Edition. WHO, 2011. In Scotland a value of 200µg/l is used (WAT-PS-10-01).
#28:US EPA Regional Screening Levels, May 2019. https://www.epa.gov/risk/regional-screening-levels-rsls-generic-tables
#29:Guidelines for Drinking-water Quality, 4th Edition. WHO, 2011. In Scotland a value of 7µg/l is used (WAT-PS-10-01).
#30:Water Supply (Water Quality) Regulations 2016. Value of 100µg/l for sum trihalomethanes split between individual compounds. Requires summation of chloroform, bromoform, chlorodibromomethane and bromodichloromethane to use 100µg/l value.
#31:Guidelines for Drinking-water Quality, 4th Edition. WHO, 2011. Value of 50µg/l for sum cis & trans-DCE split between isomers. Requires summation of cis & trans-DCE isomers to use 50µg/l value.
#32:Water Supply (Water Quality) Regulations 2016. Value of 10µg/l for sum of TCE & PCE split between individual compounds. Requires summation of TCE & PCE to use 10µg/l value.
#33:Water Framework Directive (Standards and Classification) Directions (England and Wales) 2015. Value of 0.4µg/l for sum isomers split between 3 isomers. Requires summation of isomers to use 0.4µg/l value.
#34:Water Framework Directive (Standards and Classification) Directions (England and Wales) 2015. Value of 20µg/l for sum isomers split between 3 isomers. Requires summation of isomers to use 20µg/l value.
#35:Position statement (WAT-PS-10-01), SEPA August 2014.
#36:Water Framework Directive (Standards and Classification) Directions (England and Wales) 2015. Value of 0.025µg/l for sum DDT isomers split between 4 isomers. Requires summation of 4 isomers to use 0.025µg/l value.
#37:Water Framework Directive (Standards and Classification) Directions (England and Wales) 2015. Value of 0.01µg/l for sum isomers split between 4 isomers. Requires summation of isomers to use 0.01µg/l value.
#38:Water Framework Directive (Standards and Classification) Directions (England and Wales) 2015. Relates to p,p-DDT (CAS 50-29-3)
#39:Operational Targets and EQS. EA, April 2018. Maximum Allowable Concentration (MAC) adopted in absence of Annual Average (AA) value.

Key

<2.5	Result MDL exceeds GAC
16.1	Result exceeds GAC
-	Determinand not tested for

Notes
Where a range is given the determinand has been analysed for by more than one method

Annex D-F Groundwater samples with three or more exceedances

Uncontrolled when printed – Copyright © - 2022
National Highways Limited – all rights reserved

Exploratory hole ID	Sample depth (m)	Sample date	Number of exceedances	Geology
BH12018	10.00	30/04/2020	15	Thanet formation
	13.00	02/06/2020	14	
	14.00	15/04/2020	14	
	8.08	14/10/2020	12	
	8.06	27/11/2020	2	
	8.04	13/01/2021	2	
BH14004	15.50	02/06/2020	8	Lambeth Group / Thanet formation
	16.5	13/03/2020	11	
	17.00	05/05/2020	8	
	8.41	20/10/2020	9	
	8.43	12/01/2021	7	
	8.52	27/11/2020	1	
	8.52	27/11/2020*	1	
BH14008	4.00	02/06/2020	7	River Terrace Deposits
	5.00	05/05/2020	10	
	5.00	20/10/2020	5	
	5.00	09/04/2020	4	
	4.24	12/01/2021	16	
BH14012	10.59	29/10/2020	7	Lambeth Group
	12.00	02/06/2020	7	
	12.00	10/03/2020	18	
	13.40	07/05/2020	8	
	13.40	07/05/2020*	8	
BH14017	5.76	14/10/2020	5	River Terrace Deposits / Thanet Formation
BH15003A	18.00	28/05/2020	3	Harwich Formation
	19.00	05/05/2020	5	
	20.00	20/02/2020	4	
	20.00	20/02/2020*	4	
OH16001	1.00	16/12/2019	24	Alluvium / London Clay
	1.25	07/10/2020	17	
	2.00	27/02/2020	13	
	2.70	18/06/2020	12	
	3.00	07/04/2020	10	
OH16002	0.70	16/12/2020	7	Harwich Formation
OH16003	1.40	06/10/2020	8	London Clay
	1.00	22/01/2020	14	
	1.40	06/10/2020*	8	
	11.00	18/06/2020	11	
	11.00	07/04/2020	6	
	11.95	02/03/2020	4	
OH16004	0.75	06/10/2020	8	London Clay
	1.06	17/12/2019	10	

	12.00	28/02/2020	7	
	14.00	07/04/2020	6	
	15.00	18/06/2020	8	
	15.00	18/06/2020*	7	
OH17001	16.50	09/06/2020	7	Lambeth Group
	17.40	17/12/2019	11	
OH17004	0.91	22/01/2020	12	Alluvium / London Clay
	1.41	07/10/2020	13	
	1.58	22/07/2020	11	
	5.00	03/03/2020	6	
	5.00	07/04/2020	8	
	5.00	07/04/2020*	11	
	5.50	19/06/2020	12	
	6.00	12/08/2020	8	
OH19001	1.15	12/08/2020	12	Alluvium / London Clay
	1.31	13/01/2020	1	
	1.27	19/11/2020	7	
	1.74	09/10/2020	5	
	2.00	21/07/2020	5	
	2.50	10/03/2020	7	
	2.80	16/04/2020	6	
	3.30	13/08/2020	6	
OH19002	0.26	09/10/2020	9	Alluvium / London Clay
	1.26	19/11/2020	2	
	0.96	20/01/2020	14	
	1.65	21/07/2020	9	
	2.00	05/03/2020	6	
	2.50	16/06/2020	11	
	3.30	16/04/2020	8	
	3.40	13/08/2020	8	
OH19003	1.35	22/10/2020	3	Alluvium / London Clay
	0.53	14/01/2021	13	
	1.30	19/11/2020	1	
	2.00	16/06/2020	8	
	2.00	21/07/2020	10	
	2.00	10/03/2020	3	
	2.00	17/04/2020	4	
	3.00	13/08/2020	11	
OH20001	10.00	11/06/2020	7	River Terrace Deposits
	10.00	21/04/2020	8	
	4.70	08/10/2020	9	
	8.64	24/11/2020	1	
	9.00	24/01/2020	17	
	9.00	04/03/2020	7	
	9.50	11/03/2020	3	

OH20002	7.70	22/01/2020	16	Alluvium / London Clay
	8.21	08/10/2020	6	
	8.50	04/03/2020	7	
	9.00	11/06/2020	7	
	9.50	24/11/2020	3	
	9.00	21/04/2020	8	
	9.50	11/03/2020	7	
	9.50	11/03/2020*	7	
OH20003	10.00	17/04/2020	9	River Terrace Deposits / London Clay
	7.00	23/01/2020	20	
	7.59	08/10/2020	9	
	9.00	11/06/2020	7	
	9.00	11/03/2020	8	
	0.00	24/11/2020	1	
	7.38	21/11/2020	1	
OH20004	3.22	27/01/2020	16	River Terrace Deposits
	4.92	08/10/2020	5	
	6.00	03/03/2020	5	
	7.50	17/06/2020	7	
	8.00	20/04/2020	3	
	4.74	19/11/2020	3	
OH20005	10.50	17/04/2020	17	River Terrace Deposits
	4.90	24/01/2020	18	
	5.35	08/10/2020	15	
	9.00	17/06/2020	13	
	9.00	03/03/2020	15	
	5.15	19/11/2020	1	
WS15002	0.80	12/01/2021	17	Topsoil / London Clay
	0.98	25/11/2020	2	
	2.80	06/05/2020	10	
	3.00	29/05/2020	12	
	1.44	13/10/2020	25	
	2.50	08/04/2020	10	
WS16001	0.83	13/10/2020	23	London Clay
	2.00	06/05/2020	14	
	2.00	04/06/2020	16	
	2.00	03/04/2020	12	
	0.49	27/01/2021	11	
	0.49	27/01/2021*	11	
	0.77	25/11/2020	2	
WS16003	0.58	01/04/2020	13	Head Deposits / London Clay
	2.00	06/05/2020	18	
	1.34	21/10/2020	13	
	0.66	26/01/2021	12	
WS16005	1.50	05/05/2020	14	Alluvium / Head Deposits

	1.05	02/04/2020	12	
	1.42	15/10/2020	18	
	1.42	15/10/2020*	17	
	1.43	26/01/2021	15	
	2.00	04/06/2020	17	
WS16008	0.63	29/01/2021	17	Head Deposits / London Clay
	1.50	05/05/2020	14	
	1.07	13/10/2020	28	
	1.10	25/11/2020	4	
	2.00	04/06/2020	15	
WS16009	0.31	19/01/2021	14	Alluvium
	1.90	05/05/2020	16	
	1.16	25/11/2020	3	
	1.55	13/10/2020	27	
	2.00	04/06/2020	15	
	2.50	03/04/2020	13	
WS16010	0.80	19/01/2021	19	Alluvium / London Clay
	2.00	06/05/2020	13	
	1.34	25/11/2020	4	
	1.50	21/10/2020	22	
	2.00	04/06/2020	6	
	2.00	16/04/2020	9	
WS17003	1.50	07/05/2020	16	Alluvium
	1.28	01/04/2020	14	
	1.52	13/10/2020	18	
	1.64	19/01/2021	15	
	1.75	25/11/2020	4	
	2.00	04/05/2020	18	
WS17004	0.86	16/12/2020	10	Head Deposits / London Clay
	4.00	06/05/2020	16	
	4.50	10/06/2020	15	
	4.50	10/06/2020*	15	
	1.84	24/11/2020	4	
	2.68	13/08/2020	12	
	4.00	22/04/2020	17	
	4.46	16/07/2020	13	
	4.50	15/10/2020	11	
WS17005	0.55	16/12/2020	16	London Clay
	3.00	01/05/2020	20	
	4.50	03/06/2020	23	
	1.47	14/10/2020	16	
	1.56	24/11/2020	5	
	2.73	13/08/2020	16	
	4.00	15/07/2020	19	
	4.50	22/04/2020	15	

WS17006	2.50	07/05/2020	9	Alluvium / London Clay
	1.36	27/01/2021	14	
	1.51	25/11/2020	4	
	1.31	31/03/2020	7	
	1.89	28/10/2020	6	
	2.76	21/08/2020	10	
	3.26	23/07/2020	10	
WS18004	0.77	24/11/2020	5	London Clay
	0.78	14/10/2020	25	
	0.91	16/12/2020	17	
	2.00	10/06/2020	11	
	1.99	20/08/2020	16	
	2.00	22/04/2020	13	
	2.45	23/07/2020	13	

* Duplicate sample

Annex D-G Ground Gas Monitoring Results

Uncontrolled when printed – Copyright © - 2022
National Highways Limited – all rights reserved

Exploratory hole ID	Gas flow rate (l/h)		Methane concentrations (% volume)		Carbon dioxide concentration (% volume)		Oxygen (% volume)		Carbon monoxide concentration range (ppm)		Hydrogen sulphide concentration range (ppm)		Atmospheric pressure at time of monitoring range (mbar)	Number of monitoring rounds
	Peak	Steady	Peak	Steady	Peak	Steady	Peak	Steady	Peak	Steady	Peak	Steady		
BH14004[1]	<0.1 - 74.1	<0.1 - 7.8	<0.1	<0.1	<0.1	<0.1	20.0 - 21.1	12.7 - 21.1	<0.1	<0.1 - 10.0	<0.1	<0.1	990 - 1033	5
BH14017	<0.1 - 7.8	<0.1 - 7.8	<0.1	<0.1	<0.1 - 8.2	<0.1 - 8.2	13.7 – 21.0	13.7 – 21.5	<0.1	<0.1	<0.1	<0.1	1014 - 1022	8
OH19001[1]	<0.1 - 7.3	<0.1 - 7.3	<0.1	<0.1	<0.1 - 2.2	<0.1 - 2.2	18.3 – 21.3	18.3 – 22.5	<0.1	<0.1	<0.1	<0.1	1000 - 1023	8
WS15002[1]	8.5	<0.1	NR	<0.1	NR	<0.1	NR	18.0 – 21.6	NR	<0.1 – 42.0	NR	<0.1	1008 - 1014	2
WS16008[2]	18.0	<0.1	NR	<0.1	NR	<0.1	NR	6.6 – 23.9	NR	<0.1 – 128.0	NR	<0.1	1011 - 1021	2
WS16009[1]	<0.1 – 90.5	<0.1 – 7.6	<0.1	<0.1	<0.1	<0.1 – 2.8	15.8 – 20.3	3.2 – 21.2	<0.1 - 121	<0.1 - 121	<0.1	<0.1	1001 - 1029	6
WS16010[1]	<0.1	<0.1	NR	<0.1	NR	<0.1 – 0.2	NR	19.9 – 20.6	NR	<0.1	NR	<0.1	1012	2
WS17006[1]	<0.1	<0.1	NR	<0.1	NR	<0.1 – 0.9	NR	3.4 – 20.3	NR	<0.1	NR	<0.1	1005 - 1013	2
WS18004[1]	91.3 – 119.7	<0.1 – 2.4	NR	<0.1	NR	<0.1 - 9.6	NR	13.3 – 21.6	NR	<0.1 - 68.0	NR	<0.1 - 110.0	1006 - 1016	2

NR = Not recorded

[1] Installation flooded during all monitoring rounds

[2] Installation flooded on 1 of 2 monitoring rounds

If you need help accessing this or any other National Highways information, please call **0300 123 5000** and we will help you.

© Crown copyright 2022.

You may re-use this information (not including logos) free of charge in any format or medium, under the terms of the Open Government Licence. To view this licence:

visit **www.nationalarchives.gov.uk/doc/open-government-licence/**

write to the **Information Policy Team, The National Archives, Kew, London TW9 4DU**,
or email **psi@nationalarchives.gsi.gov.uk**.

Mapping (where present): © Crown copyright and database rights 2022 OS 100030649. You are permitted to use this data solely to enable you to respond to, or interact with, the organisation that provided you with the data. You are not permitted to copy, sub-licence, distribute or sell any of this data to third parties in any form.

If you have any enquiries about this publication email **info@nationalhighways.co.uk**
or call **0300 123 5000***.

*Calls to 03 numbers cost no more than a national rate call to an 01 or 02 number and must count towards any inclusive minutes in the same way as 01 and 02 calls.

These rules apply to calls from any type of line including mobile, BT, other fixed line or payphone. Calls may be recorded or monitored.

Printed on paper from well-managed forests and other controlled sources when issued directly by National Highways.

Registered office Bridge House, 1 Walnut Tree Close, Guildford GU1 4LZ

National Highways Company Limited registered in England and Wales number 09346363