


Annual Regional Benchmarking Dashboard 2024-25



PS1: Improving Safety for all

Performance Statement (PS)

PS1 Improving safety for all

PS2 Providing fast and reliable journeys

PS3 A well maintained and resilient network

PS4 Delivering better environmental outcomes

PS5 Meeting the needs of all users

Regional Infographics



Overview

The safety of our road users and workers remains our top priority and performance is measured by one Key Performance Indicator (KPI) and five Performance Indicators (PIs) at a regional level. Safety is influenced by factors both inside and outside our control.

Annual STATS19 data from the Department for Transport is reported by us later in the year with a slight reporting lag. The latest available datasets are detailed through the annual Road Safety Performance Overview and the initiatives committed to for 2024-25 are outlined through the annual [Delivery Plan](#).

Type	Description of metric	Method / unit of measurement
KPI 1.1	Number of people killed or seriously injured on the SRN (KSI)	Number
PI 1.2	Number of people killed or injured on the SRN	Number
PI 1.3	Number of non-motorised and motorcyclist users killed or injured on the SRN	Number
PI 1.4	Number of injury collisions on the SRN	Number
PI 1.5a	The accident frequency rate for National Highways' staff	RIDDOR incidents normalised by number of hours worked per year
PI 1.5b	The accident frequency rate for National Highways' supply chain staff	RIDDOR incidents normalised by number of hours worked per year

[Delivery Plan](#)[Click here to view the PS1 data](#)



Summary

Our performance as an organisation is monitored annually across a range of indicators based on six outcome areas.

The Annual Regional Benchmarking Dashboard presents data at a regional level, supporting the national-level results published in our annual Performance Monitoring Statements.

The dashboard includes five of the six key Performance Statements (PS1-5):

PS1 - improving safety for all

PS2 - providing fast and reliable journeys

PS3 - a well maintained and resilient network

PS4 - delivering better environmental outcomes

PS5 - meeting the needs of all road users

The sixth area – achieving efficient delivery – is only reported at a national level.

[You can read the full document here](#)